


ADMINISTRATION REPORT
OF THE
MUNICIPAL COMMISSIONER
FOR
GREATER BOMBAY
(SUBURBS & EXTENDED SUBURES)
FOR THE YEAR
1959-60



BOMBAY
PRINTED AT THE MUNICIPAL PRINTING PRESS
1960

**ADMINISTRATION REPORT
OF THE
MUNICIPAL COMMISSIONER
FOR
GREATER BOMBAY
(SUBURBS & EXTENDED SUBURBS)
FOR THE YEAR
1959-60**

BOMBAY
PRINTED AT THE MUNICIPAL PRINTING PRESS
1960

CONTENTS

Part I

(Suburbs and Extended Suburbs)

	PAGES
1. MUNICIPAL COMMISSIONER'S NOTE	... 1-19
2. REPORT OF THE DY. MUNICIPAL COMMISSIONER	.. 21
3. FINANCIAL—	
Report of the Assistant Accountant (Suburbs) with Appendices	... 23-116
(i) Budget 'D'	... 23-74
(ii) Budget 'F'	... 75-116
4. REVENUE—	
Report of the Deputy Assessor and Collector (Suburbs) of :—	... 117-127
(i) Suburbs	... 117-121
(ii) Extended Suburbs	... 123-127
5. PUBLIC WORKS—	129-163
(i) Report of the Assistant Engineer (Suburbs)	... 129-154
(ii) Report of the Senior Assistant Engineer (Extended Suburbs)	... 155-163
6. WATER WORKS—	
(i) Report of the Assistant Engineer (West)	} ... 165-171
(ii) Report of the Assistant Engineer (East)	
(iii) Report of the Assistant Engineer (Extended Suburbs)	... 173-177
7. LICENCES, SHOPS AND ESTABLISHMENT—	
Report of the Assistant Superintendent of Licences, Shops and Establishments	... 179-184
(i) Suburbs	... 179-181
(ii) Extended Suburbs	... 183-184
8. Municipal Library (Sub. and Ext. Sub.)	... 185-186
9. MARKETS AND SLAUGHTER HOUSES—	
Report of the Assistant Superintendent of Markets	... 187-192
(i) Suburbs	.. 187-190
(ii) Extended Suburbs	.. 191-192
10. EDUCATION—	
Report of the Education Officer	... 193-196
(i) Suburbs	.. 193-194
(ii) Extended Suburbs	.. 195-196
11. SUBURBAN GARDENS—	
Report of the Superintendent of Gardens (Suburbs and Extended Suburbs)	.. 197-199
12. Public Relations Department (Suburbs and Extended Suburbs)	... 201
13. INDEX	..
<h2>Part II</h2>	
14. PUBLIC HEALTH—	
Report of the Assistant Health Officer	... 1-79
(i) Suburbs	.. 1-43
(ii) Extended Suburbs	... 45-79
15. Index	... 44,80

Administration Report. Of The Suburbs And The Extended Suburbs For The Year 1959-60

The Municipal Administration in the Suburbs and the Extended Suburbs was in charge of Shri H. T. Sadhwani, B.Sc., LL.B., I.A.S., Deputy Municipal Commissioner upto 13th April 1959. Shri R. C. Raval, I.A.S., took charge of the post of the Deputy Municipal Commissioner (Suburbs) from 20th April 1959 and continued as such till the end of the year under report.

HEADS OF DEPARTMENTS

Dr. R. B. Fondekar, M.B.B.S., B.Hy., held the post of the Deputy Executive Health Officer (Suburbs and Extended Suburbs) upto 3rd October 1959 and Dr. D. V. Parulekar, M.B.B.S., D.P.H., M.P.H. (U.S.A.), was appointed as acting Deputy Executive Health Officer from 5th October 1959 and continued as such till the end of the year.

Shri V. G. Sukhatankar, B.A., held the post of the Assistant Superintendent of Markets (Suburbs and Extended Suburbs) upto 25th May 1959 when he retired from Municipal service due to superannuation. The Department was managed by Dr. V. Periyar, G.B.V.C., Superintendent of Markets from 26th May 1959 to 1st November 1959. Dr. B. M. Phatharphod, G.B.V.C., held the post of Assistant Superintendent of Markets from 2nd November 1959 till the end of the year under report.

Shri D. S. Thakur, B.E. (Civil), A.M.I. (Struct) E. (Lond.), held the post of Deputy City Engineer (Suburbs) throughout the year.

Shri R. G. Advanikar held the post of the Assistant Accountant (Suburbs) throughout the year.

Shri H. S. Sayeed, held the post of Deputy Assessor & Collector (Suburbs and Extended Suburbs) throughout the year.

Shri N. J. Alvares, M.A., LL.B., held the post of the Assistant Superintendent of Licences (Suburbs and Extended Suburbs) throughout the year.

Smt. Kapila T. Khandvala, B.A., B.T. (Bombay), M.A. (U.S.A.), the Education Officer of the Corporation supervised the working of the Suburban and Extended Suburban Municipal and Aided Schools throughout the year.

Shri G. S. Hegde, B.Ag., Superintendent of Gardens supervised the management of Gardens and Open Spaces in the Suburbs and Extended Suburbs throughout the year.

Shri S. W. Apte, M.A., Dip. Lib., Chief Librarian, was in charge of the Libraries in the Suburbs and Extended Suburbs.

FINANCIAL

(000 Omitted)

According to the Budget Estimates the Income, Expenditure and Deficit for the year were estimated at Rs. 2,27,21, Rs. 2,58,84 and Rs. 31,63 respectively. However, the actual income realised was Rs. 2,30,94 and the expenditure incurred was Rs. 2,33,51 resulting in a deficit of Rs. 2,57 at the end of the year. The actual income realised *viz.* Rs. 2,30,94 showed an increase of Rs. 3,73 over the estimated income of Rs. 2,27,21. The actual expenditure for the year was Rs. 2,33,51.

The incidence of taxation per head for the year was Rs. 36.31 as against Rs. 30.86 in the preceding year.

The net unhypothecated Surplus Cash Balance on 31st March 1960, (including the minimum required by Law) was Rs. 18.67 against the opening balance of Rs. 38.98 on 1st April 1959.

The total amount of grants (including Budget Grants Rs. 2,58,84, Renewed Grants Rs. 29,77 and additional grants Rs. 19,24) was Rs. 3,07,85 while the expenditure amounted to Rs. 2,33,51 leaving an unexpended balance of Rs. 74,34. Out of this, grants aggregated to Rs. 44,87 were reserved for being renewed for expenditure in 1960-61 while Rs. 29,47 were treated as savings.

The expenditure on Capital Works during the year amounted to Rs. 80,33 against Rs. 3,62,68 provided for in the Revised Estimates under this head.

During the year a loan of Rs. 1,25 lacs was raised by public subscription at 4 per cent. with 12 years' currency.

The Loan Liabilities of the Corporation in respect of Budget 'D' at the close of the year stood at Rs. 5,02,59. The total Sinking Fund required upto 31st March 1960 was Rs. 79,22 but actual value was Rs. 81,96 as under :—

Public Securities of Market Value ()	Rs. 81,39
Interest accrued on the above securities upto 31-3-1960	57
In Cash	
Total	81,96

Details of Net Revenue and Net Expenditure for 1958-59 and 1959-60 are as shown below :—

(Full Figures)

Particulars.	1958-59	1959-60
Net Revenue after deducting refunds drawbacks and charges in respect of Assessment and Collection and granting of refunds :—	Rs.	Rs.
General Tax	63,43,731	79,52,296
Returns from Properties and Miscellaneous	7,03,458	5,59,093
Water Works	1,66,096	8,96,428
Street Cleansing and Conservancy, Road Watering and Halalkhore Service	Dr. 40,93,185	Dr. 44,78,013
Wheel Tax and Tolls	4,15,255	5,09,702
Fire Tax	1,43,037	1,69,607
Markets and Slaughter Houses	3,82,285	2,81,241
Licensing and Removal of Encroachments, etc. and Theatre Tax	3,09,163	3,22,898
Contribution from Capital Fund to Revenue on account of Loan Works Staff	4,67,699	4,30,441
Rebate from Government on account of collection of Urban Immoveable Property Tax in Suburbs	32,809	36,099
Grants-in-Aid from Government	14,76,254	18,65,953
Share of Budget 'A' for Town Duty	17,37,063	16,41,806
Total	80,83,665	1,01,87,551
Net Expenditure after deduction of Receipts :—		
General Superintendence	4,57,851	4,69,488
Education Primary	21,04,142	20,19,039
Education Secondary	18,495	15,635
Public Health	12,26,176	12,77,740
Medical Relief and Education	9,77,444	12,55,991
Roads, S.W. Drains and Public Lighting	34,25,788	36,83,087
Mechanical	1,24,790	1,76,637
Buildings, Land Acquisition and Management	5,55,007	4,49,503
Gardens and Open Spaces	1,09,030	1,39,580
Miscellaneous	8,98,262	9,57,917
Total	98,96,985	1,04,44,616
Deficit	18,13,320	2,57,065
	80,83,665	1,01,87,551

BUDGET 'F'**FINANCIAL.**

(000 Omitted)

According to the Budget Estimates the Income, Expenditure and deficit for the year were estimated at Rs. 45,26, Rs. 51,97 and Rs. 6,71 respectively. However, the actual income realised was Rs. 47,44 and the expenditure incurred was Rs. 33,86 resulting in a surplus of Rs. 1,358 at the end of the year. The actual income realised *viz.* Rs. 47,44 showed an increase of Rs. 2,18 over the estimated income of Rs. 45,26. The actual expenditure for the year was Rs. 33,86.

Estimates and actual
Income and expenditure.

The incidence of taxation per head for the year was Rs. 17.30.

Incidence of Taxation.

The net unhypothecated Surplus Cash Balance on 31st March 1960 (including the minimum required by law) was Rs. 3,95 against the Opening Balance of Rs. 1,13 on 1st April 1959.

Surplus Cash Balance.

The total amount of grants (including Budget grants Rs. 51,97 Renewed Grants Rs. 5,74 and additional grants Rs. 12,90) was Rs. 70,61 while the expenditure amounted to Rs. 33,86 leaving an unexpended balance of Rs. 36,75. Out of this, grants aggregated to Rs. 8,50 were reserved for being renewed for expenditure in 1960-61 while Rs. 28,25 were treated as savings.

Expenditure Grants.

The expenditure on Capital Works during the year amounted to Rs. 23,94 as against Rs. 86,73 provided for in the Revised Estimates under this head.

Loan works expenditure.

During the year a loan of Rs. 25 lacs was raised at 4 per cent. with 12 years, currency.

Loan floated during
the year.

The Loan Liabilities of the Corporation in respect of Budget 'F' at the close of the year stood at Rs. 70,00.

Loan Liabilities.

Details of Net Revenue and Net Expenditure for 1958-59 and 1959-60 are as shown below.

(Full Figures)

Particulars.	1958-59.	1959-60.
	Rs.	Rs.
Net Revenue after deducting refunds drawbacks and charges in respect of Assessment and Collection and granting of refunds :—		
General Tax ...	12,99,605	17,39,180
Returns from Properties and Miscellaneous ...	1,17,214	1,75,239
Water Works ...	83,458	36,798
Street Cleansing and Conservancy, Road Watering and Halalkhore Service
Wheel Tax and Tolls
Fire Tax
Markets and Slaughter Houses ...	53,780	44,284
Licensing and Removal of Encroachments, etc., and Theatre Tax ...	37,304	79,238
Contribution from Capital Fund to Revenue on account of Loan Works Staff ...	49,534	1,13,428
Rebate from Government on account of collection of Urban Immoveable Property Tax in Ex-Suburbs ...	8,286	10,224
Grant-in-aid from Government ...	163	10,20,576
Share of Budget 'A' for Town Duty ...	4,34,266	4,35,202
Total ...	20,83,610	36,54,169

Particulars.	1958-59	1959-60
	Rs.	Rs.
Net Expenditure after deduction of Receipts :-		
General Superintendence	1,55,184	1,49,515
Education Primary	1,16,006	5,20,862
Education, Secondary	7,283	7,169
Public Health	1,62,564	1,47,140
Medical Relief and Education	1,50,415	2,55,870
Street Cleansing and Conservancy, etc.	4,39,417	5,41,955
Roads, S.W. Drains and Public Lighting	4,85,695	5,53,291
Mechanical	1,396	3,687
Buildings, Land Acquisition and Management	40,279	56,066
Fire Brigade	487	2,507
Gardens and Open Spaces	14,440	35,154
Miscellaneous	...	22,901
Total	18,73,166	22,96,117
Surplus	2,10,444	13,58,052
	20,83,610	36,54,169

ASSESSMENT AND COLLECTION DEPARTMENT (Suburbs)

The rates of taxes during the year under report were :-

General Tax 19½ per cent. (which includes ¾ per cent. Fire Tax) and Halalkhor Taxation, Demand, Collection and outstanding levied at 3½ per cent. of the rateable value. The General tax was levied at 16 per cent in respect of the properties, the rateable values of which exceed Rs. 75; in 12 villages specified in List I appended to paragraph 17A of Schedule F F of the Bombay Municipal Corporation Act and on properties occupied for industrial purposes in the area specified in List II thereof; General tax at 14 per cent. on the rateable values of buildings and lands the rateable value of which does not exceed Rs. 75 in a year in 12 villages specified in List I appended to the Act; General Tax at 12 per cent. on the properties excluding the properties occupied for the Industrial purposes in the areas specified in the List II of that Act. Properties having rateable values of Rs. 75 and below in the said List II were exempted.

Education Cess.

Rateable Value	Rate.
Rs. 1 to Rs. 74	Exempt.
Rs. 75 to Rs. 299	1 per cent. of the rateable value.
Rs. 300 and above	1½ per cent. of the rateable value.

on buildings and lands owned by the same person in the same locality, the Cess was levied at the rate applicable to the aggregate rateable value of such buildings and lands.

The rate for water supplied by meter measurement varied from Rs. 0.75 to Rs. 2.50 per 1,000 gallons.

The total number of properties was 46,448 as against 45,240 in the previous year showing an increase of 1,208.

The rateable value of all the properties was Rs. 6,49,58,882 as against Rs. 5,87,99,115 for the previous year. The rateable value thus worked out to Rs. 127.31 per head of population as against Rs. 115.24 in the preceding year.

The total number of bills for property taxes and wheel tax issued during the year was 1,29,694 and 25,838 respectively. The bills issued for Water charges were 27,750. The amount collected against the net total demand of Rs. 3,43,28,207 including arrears of Rs. 1,68,26,095 for the years prior to 1st April 1959, was Rs. 1,90,22,280. In all 2832 claims for refund of taxes were admitted during the year and an amount of Rs. 78,370.33 nP. was allowed on that account.

There were 4,330 complaints against the rateable value of the properties during the year of which 2627 were received under section 167 and the remaining 1703 under section 162 of the Bombay Municipal Corporation Act. There were 28 appeals against rateable values under Section 217 of the Act of which 2 were withdrawn, 1 was compromised, in 12 cases judgments were delivered and 13 were pending disposal on 31st March 1960.

ASSESSMENT AND COLLECTION (Extended Suburbs).

The rates of taxes during the year 1959-60 were :—

General Tax.—12½ per cent. in the areas of the defunct Municipalities of Malad and Kandivli; 15 per cent. in the areas of the defunct Municipality of Borivli; 17½ per cent. in the areas of the defunct Municipality of Mulund; 10 per cent. in the areas of the defunct Village Panchayat of Goregaon, 8 per cent. in the areas of the defunct Village Panchayat of Dahisar; 14 per cent. in respect of properties in the villages occupied for industrial purposes and 6 per cent. in respect of other properties in the villages. The properties, the rateable values of which did not exceed Rs. 75, in a year, were exempted.

Halalkhor Tax.—This tax was levied at 3½ per cent. of the rateable value.

Education Cess.	Rateable value.	Rate.
	Re. 1 to Rs. 74	... Exempt.
	Rs. 75 to Rs. 299	... 1 per cent. of the rateable value.
	Rs. 300 and above	... 1½ per cent. of the rateable value.

On buildings and lands owned by the same person in the same locality, the cess was levied at the rate applicable to the aggregate rateable value of such buildings and lands.

The total number of properties was 21,433.

The rateable value of all the properties was 1,99,57,493 as against 1,75,14,244 for the previous Year. The rateable value thus worked out to Rs. 180.56 per head of population as against 158.45 in the preceding year.

The total number of bills for property taxes and wheel tax issued during the year 1959-60 was 46,344 and 3,618, respectively. The net total demand for the year under report was of Rs. 74,77,938.49 nP. including arrears of Rs. 46,23,777.03 nP. for years prior to 1st April 1959 and the total collection was Rs. 31,07,715.49 nP.

In all 1,276 claims for refund of taxes were received during the year 1959-60. 602 claims were admitted and an amount of Rs. 7,663.31 nP. was allowed on that account.

There were 2,101 complaints against the rateable values of the properties during the year, of which 1,336 were received under Section 167 and the remaining 765 under Section 162 of the Bombay Municipal Corporation Act. There were 44 appeals against rateable values under section 217 of the Act out of which 1 was withdrawn; 22 were settled and 21 were pending decision on 31st March, 1960.

CITY ENGINEER'S DEPARTMENT (Suburbs.)

A.—Upkeep, Maintenance and Repairs.

(i) *Buildings* : The total expenditure incurred in normal repairs including monsoon repairs in 114 Municipal Buildings in the Suburbs amounted to Rs. 1,45,218. Plans and estimates amounting to Rs. 77,14,761 for repairs and New Works were prepared during the year.

(ii) *Roads* : The roads in the Suburbs measuring about 192.59 miles, comprising 8.99 miles of water bound roads, 160.35 miles of asphalt, 17.63 miles of concrete, and 5.62 miles of unmetalled type, were maintained. The cost of maintenance of Asphalted roads amounted to Rs. 7,17,875.

(iii) *Street Lights* : During the year the number of lights increased from 6 803 to 6,970 and the expenditure increased from Rs. 609,843.68 nP. to Rs. 671, 414.185 nP.

(iv) *Sewers and Drains*.—Sewers and drains were cleaned during the year. To prevent accumulation of debris, some open drains were covered so as to facilitate proper maintenance.

(v) *Miscellaneous—Ferry Service*: Ferry Service between Versova and Madh Islands was maintained satisfactorily. The total receipts during the year amounted to Rs. 20,753 as against the expenditure of Rs. 20,574.

B.—Construction Works under Loan Works Programme.

(i) Works in connection with the construction of roads, buildings, sewers, storm water drains etc., were carried out as per details in Appendix A-5. Action under Section 305 of the B. M. C. Act was taken for the improvements of the roads.

(ii) From the "Village Amenities Fund" works mainly concerning of provision of Approach Roads to different villages and improvement of different lanes were carried out.

C.—Inspection and Supervision of Buildings.

(i) During the year under report confirmation of Government was obtained to the Revised Special Building Bye Laws for Suburbs. 2,114 applications were received for the erection of new buildings and for additions and alterations to the existing buildings. Total of new buildings constructed by Private enterprise was 578 and that of co-operative housing societies 15. 789 Building Completion Certificates were received and 398 buildings were sanctioned for occupation.

(ii) *Unauthorised constructions*: During the year sanction of the Standing Committee was obtained in 49 cases for the removal of unauthorised works.

(iii) *Complaints from the public*: In all 2,296 complaints were received from the public during the year. All these were investigated and remedial measures taken. In all 2,060 notices were issued under different sections of the Bombay Municipal Corporation Act.

(iv) *Building Collapses*: 21 buildings or portions thereof collapsed during the year due to which two persons were injured and two killed.

(v) *Set back land added to roads*: During the year 20,530.18 sq. yds., of land was added to roads as set back lands.

(vi) *City Survey*: Upto now City Survey work of Vakola Kole Kalyan area has been completed and that of Vile Parle is in progress. In the case of roads regular lines were prescribed and sanctioned by the Municipal Commissioner under Section 297(1)(2) of the Bombay Municipal Corporation Act as shown in appendix A-8.

D.—Town Planning Schemes.

There are in all 25 Town Planning Schemes in the Suburban area. During the year declaration was made for the variation of four more schemes taking the total of schemes made after merger to 23, and leaving there two more schemes to be declared for variations hereafter.

(i) *Commencement Certificates*: 520 applications were received from the owners of the plots within the various Town Planning Schemes for grant of commencement certificates.

Out of 60 proposals received for layouts, 10 were sanctioned by the Municipal Commissioner with the approval of Standing Committee under Section 303(1) of the Bombay Municipal Corporation Act. 84 proposals for Sub-division and amalgamation were sanctioned as shown in Appendix No. A-11.

E.—Factory Section.

This branch received 993 applications for establishment of new factories and out of these 931 were disposed of. 89 new permits were granted during the year. 105 prosecutions were instituted out of which 73 were decided in favour of the Corporation and the remaining are pending in the Court. The total amount of fine recovered was Rs. 515.

F.—Transport.

The Suburban fleet of vehicles consisting of 299 vehicles was maintained. Four pick ups and 2 C. P. lorries which had outlived their useful life and were uneconomical to run, were scrapped and two more vehicles for removal of dogs and one ambulance for the Extended Suburbs were purchased.

G.—Mechanical Branch.

This branch carried out the following works : (a) Electrification of 13 Municipal buildings at the cost of Rs. 1,08,832.

(b) The re-wiring of 7 Municipal premises at the cost of Rs. 12,707.

(i) *Sewage pumping stations and Purifications plants* : 3,724 million gallons of sewage was dumped at seven pumping stations. The two purification plants at Khar and Ghatkopar worked satisfactorily. The sewage at both these plants was partially treated and their final effluents when found satisfactory were discharged into Vakola and Gowandi creeks. The Versova Purification Plant was put into commission partially. There are 32 Road Rollers in Suburbs.

H.—Planning Branch.

This Branch prepared plans, estimates and designs in respect of 145 Municipal properties amounting to Rs. 2,91,14,496 and also 310 plans.

I.—Works under Sewerage Schemes.

The work of laying sewers in Drainage Districts I, II and III continued during the year. The works completed in drainage District I and II and Drainage District III, during the year are given in Appendix No. B-2 and Appendix No. B-6.

For the purpose of laying sewers in Andheri (West) area, the locality is divided into 8 parts. All these parts will be drained into the main sewer in Jay Prakash Road, draining to Versova Pumping Station.

Most of the properties in Juhu Lane, Andheri are on higher level and the properties have got at present septic tanks with soak pits. The waste water and effluent from these soak pits flow in low lying lands creating places for breeding mosquitoes. The work of laying sewer in this area is completed and steps will be taken against the property owners to drain the sewage and waste water into the Municipal sewer.

For the purpose of laying sewers in Juhu Housing Colony to the south of Irla Nalla, the area is divided into five suitable zones and these areas will now be drained to the main sewer laid in this colony.

The Purification Works at Versova have started functioning. The total lengths of the sewers were constructed during the year under report, within the two drainage districts.

During the year, 808 notices were served under Section 231 of the Bombay Municipal Corporation Act and in 240 cases the house owners have carried out the works. Under Section 248(1) (c) of the B. M. C. Act, 401 notices were served for the conversion of basket privies into water closets on full flushing system and 354 privies were accordingly converted into water closets. A sum of Rs. 62,000 was paid during the year, as subvention amount.

In all 69 street connections to the newly laid sewers were given at the Municipal cost amounting to Rs. 12,092.

J.—Conservancy Branch.

The main services of the Conservancy Branch comprised of cleansing of roads and foot-paths, collection, removal and disposal of refuse and night-soil, dog licensing, destruction of rats and stray dogs etc.

(a) *Cleansing of Roads* : The total area of the roads swept during the year was 38,02,652 square yards.

(b) *Collection, Removal and Disposal of Refuse* : Out of 66,909 tons of refuse collected in 837 dustbins, 60,272 tons was utilised for reclaiming low lying Municipal lands and 6,637 tons was sold to private parties. No refuse was disposed of by incineration.

(c) *Collection, Removal and Disposal of Night Soil* : About 4,764 gallons of night soil was collected daily and was disposed of at three different depots and discharged into the creeks.

(d) *Dog-licensing and destruction* : During the year 2,118 licences were issued and 4,358 ownerless dogs were sent to Lethal chambers at Mahalaxmi for destruction.

(e) *Rat destruction* : During the year 2,251 complaints were received. 86,496 rats were caught.

(f) *Removal and disposal of carcasses* : 8 dead animals large and small were removed.

(g) *Labour Welfare* : The work of construction of 48 additional tenements at Hasanabad Lane, Khar, was completed. The staff took advantage of the the existing Co-operative Credit Society. Welfare Centres exist in the localities where staff quarters are existing.

(h) *Item of Income* : The total amount of Rs. 78,263 was earned by the Branch by sale of rights, manures etc.

(i) *Veterinary dispensary, Khar* : During the year 2,283 animals were treated and 135 inoculations were given. The total revenue realised was Rs. 3,965.77 nP. only.

CITY ENGINEER'S DEPARTMENT (EXTENDED SUBURBS).

(1) *Municipal properties* : 55 properties belonging to Ex-Municipalities were maintained at a cost of Rs. 22,136.

(2) *Roads* : Roads in Extended Suburbs having an aggregate length of 72 miles were maintained at a cost of Rs. 3,85,442. Some of the water bound roads were also asphalated and Rs. 800 were spent in fixing new name boards and also in repairs to the existing name boards.

(3) *Street Lighting* : There were in all 2,054 lights and an expenditure of Rs. 1,68,033.36 was incurred in maintaining them.

(4) *Sewer and Drains* : The total quantity of silt removed by cleansing the open gutters, amounted to 3,85,545 cubic feet.

(5) *Construction work* : 14 works were completed under Loan Works programme during the year. Similarly 8 road works were carried out under 'New Works'.

(6) *Inspection of Private Buildings* : 906 fresh applications were received for the erection of new buildings and for additions and alterations to the existing ones, under Section 337 and 342 of the Bombay Municipal Corporation Act and all of them were disposed of. 224 building Completion Certificates were disposed of after inspection on sites and 133 buildings were sanctioned for completion. 315 fresh prosecutions were launched for non-compliance of the requisitions of the Bombay Municipal Corporation Act, the notices issued under different Sections of the Bombay Municipal Corporation Act being 1,362.

(7) *Town Planning Schemes* : Out of three Town Planning Schemes in Extended Suburbs, declaration of intention to vary Town Planning Schemes Borivli No. I & II has been made by the Corporation, and the work of collecting data and survey of these Schemes is in progress. Five applications were received for issue of Commencement Certificates under Section 12 of Bombay Town Planning Act and only one proposal is approved so far.

(8) *Sewage Schemes* : Review Survey work has been completed during the year and a comprehensive Scheme of the Extended Suburban area as a whole was prepared and submitted to the Works Committee and the Corporation for sanction. The estimated cost of this Scheme is about 709 lakhs. Detailed estimates amounting to Rs. 97 lakhs, for sewerage in Valad, Mulund and Kandivli areas are kept ready in anticipation of the sanction of the Works Committee and the Corporation.

CONSERVANCY BRANCH.

I.—*Cleansing of Roads* : All the roads in the Extended Suburbs were swept and cleaned. The total road surface measuring 17,01,375 square yards was swept.

II.—*Collection and Removal of Refuse* : House-hold refuse from 424 Municipal dust bins and 46 unauthorised dumping places was collected, total collection being 21,147 tons. Of this, 17,546 tons of refuse were used for reclamation of Municipal land and the remaining 3,600 tons were used for reclamation of private lands.

III.—Collection, removal and disposal of night soil :

(a) 4,400 gallons of night soil was removed daily from the latrines. There were 5,567 basket privies on 1-4-1959 whereas on 31-3-1960 the same decreased to 5,504.

(b) *Public Sanitary Conveniences* : The existing sanitary conveniences at Kandivli were maintained. Additional sites according to the urgency, have been selected to construct additional public sanitary conveniences at different sites.

(c) *Cess Pool Clearance* : The contents of 2,511 cess pools as existed on 1-4-59 were periodically removed during the year. The night soil and cess pool contents were disposed of at the depots at Borivli and Oshivra. Special services for the cleansing of and removal of contents of septic tanks were continued on payment.

Dog Licensing : During the year, 1956 licenses were issued.

Rat Destruction : During the year, 631 complaints were received and 12,088 rats were caught.

Removal of Carcasses : The work was entrusted to the contractors and during the year, 2 big and 14 small animals were removed.

Labour Welfare : During the year, the labour chawls were constructed at Malad for Housing the Conservancy Labour Staff and the possession of the rooms will be handed over before the onset of monsoon.

WATER WORKS (Suburbs)

(1) The Water Works Department in the Suburbs comprises of (a) Distribution and Maintenance Branch, Western Suburbs, (b) Distribution and Maintenance Branch, Eastern Suburbs, (c) Construction Branch for Western Suburbs and (d) Construction Branch for the Eastern Suburbs. The first two branches, deal with distribution and maintenance of water supply in the Suburban Wards viz. 'H' ward comprising of Bandra, Khar, Danda, Santacruz and Kalina, 'K' Ward comprising of Juhu, Vile Parle, Andheri, Marol, Versova, Jogeshwari and Majas, 'L'—Ward comprising of Kurla, 'M' Ward comprising of Chembur and Trombay, and 'N' Ward comprising of Ghatkopar, Vikhroli and Bhandup. The construction branch deals with the laying of water mains and other construction works.

(2) The Suburbs are supplied water by gravity through several tapping points on the trunk mains coming from the lakes. The Western Suburbs derive their water supply from tappings on the 57" West Tansa Main between Marol and Bandra and the Eastern Suburbs through tappings on the 72" West Tansa Main, the Duct line, the 48" > 32" > 24" Vehar Main and 48" Old Tansa main. During the year 11,462 million gallons of water was supplied to Suburban area.

(3) 1289 new connections were granted during the year. Total number of stand pipes in Suburban limit was 453 out of which 142 were for gratuitous use of public and the remaining were on payment. There were 3059 short supply complaints which were promptly attended to.

(4) 124 disconnection orders were issued of which 24 connections were cut off for non-payment of municipal dues, etc. and remaining disconnection orders were not executed as in most of the cases dues were paid in time. 1,194 notices were issued for defective fittings and in 157 cases where the owners failed to carry out the works within time limit, prosecutions were launched.

MAINTENANCE WORKS.

(5) The Pumping sets at Malla, Bandra Hill, Andheri, Jogeshwari and Ghatla were maintained during the year. There were 99 bursts which were promptly repaired. 12,865 works pertaining to the chokes in service pipes, communication pipes, fire hydrants, etc. were carried out. 570 Million gallons of water were supplied gratuitously to the public through 142 stand pipes. 73 wells were maintained during the year.

- (6) A total number of 38,805 pipes and 1,92,813 fittings of galvanized, iron, stop taps, bib taps, etc. were tested at Water Works Office at Ghatkopar. In addition to this C. I. Pipes and specials weighing 74 tons and 22 tons respectively were tested at site of works.

Testing of water fittings.

METERS

- (7) A total number of 924 municipal and private meters of different sizes were tested at Ghatkopar Testing Shop. 3,136 municipal meters were repaired and 9,136 municipal meters were maintained during the year.

Testing, Repairing of Meters.

- (8) For improving the water supply of the Suburbs, about 20.39 miles of water main of different sizes ranging from 3" to 24" were laid during the year.

Laying new Mains.

- (9) A length of 1,182 Rft. of water main of 4" to 6" for Municipal Housing at Vikhroli was laid on behalf of City Engineer's Department during the year.

Works carried out on behalf of other Departments.

- (10) Out of the four works included in the Master plan for Water Supply to the Greater Bombay (Suburbs), work of laying a 18" main along Sion Trombay Road upto Borla Village was nearing completion at the end of the year. The work of laying 24" water main along Ghodbunder Road between Madhavdas Amersey Road, Andheri and Juhu Road, Santacruz, was in progress and the remaining two works viz. 'Laying 30" branch connection off 24" Tulsi main at Khar Railway Station upto Pali Hill' and 'Laying two 24" dia. water mains in Linking Road and Danda Road and Hill Road, could not be taken in hand due to revision of the proposal and non-availability of C. I. Pipes respectively.

Works for implementing the Master Plan for water works.

WATER WORKS (EXTENDED SUBURBS)

General.

The Water Works Department of the Extended Suburbs comprises of (a) Distribution and Maintenance Section of Western Section comprising of P and R Wards, (b) Distribution and maintenance Section of Eastern Section comprising of T Ward, (c) Construction Branch for Western Extended Suburbs and (d) Construction Branch for Eastern Extended Suburbs.

Distribution of Water supply in Extended Suburbs.

- (a) Western Extended Suburbs.
- (i) Trunk Main 18" < 24" 30" > 27"
 - (ii) 8" Malad Marve Madh Military Main.
 - (iii) 12" > 8" > 6" Goregaon Main laid by Public Health Engineer to Government of Bombay.

- (b) Eastern Extended Suburbs.
- (i) One 8" tapping on 72" Tansa West Main supplying the Mulund Town through a 15" > 12" > 9" > 6" main.
 - (ii) Two tappings one 6" and other 4" from 72" Tansa West Main for Mulund Camp.
 - (iii) One 4" connection and one 3" connection for 2 factories away from Mulund Town.

Alternate Source of supply.

- (a) A proposal for constructing a dam on Dahisar River is being considered by the Corporation. This Scheme is estimated to cost about 2 crores of rupees and when completed, will supply 6 millions gallons of water per day.

(a) Western Extended Suburbs.

(b) Eastern Extended Suburbs.

- (4) Quantity of Water supplied.
- 2124 Million Gallons of water were supplied to the Extended Suburbs.

(5) Number of connections.

837 No. of new connections of sizes ½" to 9" were made increasing the total No. of connection to 1958.

Public Wells and Stand Pipes.

- (6) Wells. There are 68 Public Wells of potable water in the Extended Suburbs.
- Stand pipes. There are 83 Stand Pipes in Extended Suburbs.
7. There were 800 complaints of short supply in the Western Extended Suburban Section and 100 complaints in the Eastern Extended Suburbs.
- Short supply complaints.
8. There were no cases of Disconnection orders either in the eastern or western Extended Suburbs.
- Disconnection orders.
9. 35 notices were served for defective fittings? Also in eight cases notices under Section 271 (2) of the Bombay Municipal Corporation Act were issued.
- Notices and court cases.

MAINTENANCE WORKS.

10. Two pumping stations, one at Borivli and the other at Quarry Road, Malad, were maintained.
- Pumping sets.
11. 56 miles of water mains of sizes varying from 3" to 30" were maintained during the year.
- Water Mains.
12. There were 10 bursts in Extended Suburbs during the year.
- Bursts.
13. Total revenue of Rs. 503,769 was derived upto the end of the year for sale of water, meter hires and for testing of pipes and fittings.
- Revenue.

CONSTRUCTION BRANCH.

14. 20.85 miles of water mains varying in sizes from 4" to 30" were laid in Extended Suburbs during the year under review.

LICENCE DEPARTMENT.

Licences and permits renewed and issued during the year under report numbered 7,105 and 44 respectively as against 6,310 and 54 issued in the year 1958-59 and the fees realised therefrom amounted to Rs. 2,04,458.27 as against Rs. 1,85,309.04. At the end of the year an amount of about Rs. 72,084.00 was found awaiting sanction from A. A. (Subs) to the adjustments put up in respect of 397 licences as compared with a sum of about Rs. 33,204.50 in respect of 216 licences in the previous year. During the year under report, the loss of revenue incidental to the disuse or demolition of the licensed premises amounted to about Rs. 5,610.00 against the loss of about Rs. 3,280.00 in the previous year.

Licences.

The total number of permits issued for exhibiting the sky-signs and advertisements was 889 which realised about Rs. 47,683.66 while corresponding figures for the previous year were 583 permits and about Rs. 31,470.24 as realisation of fees thereof.

Sky-signs and advertisements.

The total number of hawkers' and squatters' licences issued during the year was 641. The fees realised amounted to about Rs. 49,315.03 against Rs. 44,670.44 collected in the previous year.

Hawkers and Squatters.

During the year the Licence Department instituted 464 prosecutions for offences under Sections 328, 328-A, 394 and 412-A of the Bombay Municipal Corporation Act as against 442 during the previous year. The total amount of fines inflicted in 185 cases was about Rs. 3,980.00 as against Rs. 13,515.00 in the previous year in 170 cases of conviction.

Shops and Establishments.

The total number of establishments as on 31st March 1960 stood at 14,747 as against 13,743 as on 31st March 1959. The registration fees amounted to Rs. 2,150.73 as against Rs. 2,437.99 in the previous year.

Registration.

During the year under report 15,051 visits were paid to various establishments. 160 complaints were received in addition to 4 pending from the previous year. Of these, 158 complaints were investigated and disposed of, leaving 6 complaints pending at the close of the year. For ascertaining that the provisions of the Bombay Shops and Establishments Act were strictly followed 91 mass raids were carried out. In all 649 prosecutions were launched during the year inflicting an amount of Rs. 16,680.00 as fines, leaving 55 cases pending at the close of the year.

The Government has sanctioned Rs. 15,905.00 by way of grant-in-aid for the year 1958-59.

There were 14 Class II theatres in the Suburbs and the realisation of theatre tax from them and on account of stray performances during the year under report amounted to Rs. 82,275.34 nP.

The Payment of Wages Act 1936 has been made applicable from 1st April 1955 to the establishments administered under the Bombay Shops and Establishments Act, 1948. One Inspector and one Clerk have been appointed for the administration of this Act, who were continued during the year under report. 82 complaints were received during the year under report in addition to 7 pending at the close of the preceding year. Out of which 85 were disposed of by bringing about compromise between the employers and the employees resulting in the amicable settlement of claims. 4 complaints remained pending at the end of the year 1959-60.

LICENCE DEPARTMENT (Extended Suburbs).

Licences.—Licences and permits renewed and issued during the year under report numbered 1001 and 19 respectively and the fees realised therefrom amounted to about Rs. 24,966.75 and Rs. 2,812.50 making a total of Rs. 27,779.25.

Advertisement and Sky-signs.—The total number of permits issued for exhibiting the sky-signs and advertisements was 124 which realised about Rs. 5,283.20.

Hawkers and Squatters.—The total number of hawkers and squatters licences issued during the year was 166 and the fees realised amounted to Rs. 46,90.36. During the year under report 667 removal actions were taken and the removal charges recovered under Section 490 amounted to Rs. 1,860.00.

Shops and Establishments.

Registration.—The total number of Shops and Establishments etc., registered during the year under report was 5,186.

Inspections and Prosecutions.—During the year under report 8,014 visits were paid to various establishments—160 complaints were received in addition to 12 complaints pending from the previous year. Of these, 169 complaints were investigated and disposed of leaving 3 cases pending at the close of the year.

Grant-in-Aid.—The grant-in-aid for the year 1959-60 has not been received so far. The total expenditure incurred on the Administration of the Act was Rs. 29,722.13.

Theatre Tax.—There were eight 2nd Class Theatres in the Extended Suburbs and the revenue collected from this source amounted to Rs. 55,933.40 nP.

Payment of Wages Act, 1936.—The payment of Wages Act 1936 has been made applicable from 1st April 1955 to the establishments administered under the Bombay Shops and Establishments Act, 1948. One Inspector and one Peon were appointed for the administration of this Act in the Extended Suburbs. 28 Complaints were received during the year under report, of these 27 were disposed of mostly by bringing about amicable settlements between the employers and employees through negotiations and one complaint was pending at the close of the year.

MUNICIPAL LIBRARIES (SUB. & EXT. SUB.)

354 and 259 books costing about Rs. 963.15 and Rs. 774.74 for Municipal Free Reading Rooms and Libraries in Suburbs and Extended Suburbs were purchased respectively, during the year under report.

About 92,438 and 16,976 visitors took the advantage of the libraries in Suburbs and Extended Suburbs respectively during the year under report.

The Income from the Libraries in the Suburbs during the year under report was Rs. 163.91 as against Rs. 542 during the previous year. The Income from the libraries in the Extended Suburbs during the year under report was about Rs. 116.67 as against Rs. 583. during the previous year.

The expenditure over the Municipal Libraries in Suburb during the year under report was Rs. 10,295 as against Rs. 8,099 during the previous year. The expenditure over the Municipal Libraries in the Extended Suburbs during the year under report was Rs. 7,424.56 as against Rs. 6,590 during the previous year.

The amount of Grant-in aid received from the Government of Bombay for the Goregaon Municipal Library in the Extended Suburbs during the year under report was Rs. 1,160.

MARKET DEPARTMENT (Suburbs).

There were 16 Municipal Markets and 2 Private Markets in the Suburbs.

The following improvements were made in the Municipal Markets during the year under report :—

- (1) A new shed was constructed for vegetable squatters at Vile Parle Market.
- (2) A new refuse shed was constructed at Andheri Market.
- (3) Hooks for hanging carcasses were provided at Chembur and Ghatkopar Slaughter Houses.
- (4) A new chowki was provided for Government Veterinary Inspectors at Kurla Slaughter House.

In all five Municipal Slaughter Houses were functioning during the year. 5,104 buffaloes, 749 cows and bullocks 93,059 sheep and goats were brought for slaughter at different slaughter houses out of which 192 buffaloes, 97 cows and bullocks and 1,285 sheep and goats were rejected on ante-mortem examination.

The total approximate weight of dressed meat of buffaloes, cows and bullocks was 1141½ tons and that of sheep and goats was 1022½ tons.

The total meat destroyed at Kurla Slaughter House was 2.92 tons during the post-mortem examination.

In all 159 raids were carried out for detecting unauthorised slaughter and sale of animals in the Suburbs. In all 117 cases were filed and out of them 115 resulted in conviction, 1 resulted in acquittal and one was pending decision. The total amount realised by auction sale of confiscated animals and skins was Rs. 2,657.48 nP.

The amount realised during the year under report, under different Items of revenue has been shown in Appendix 'C'.

MARKET DEPRATMENT (Ext. Sub)

There were 17 markets out of which 9 were municipal and 8 were private markets.

Slaughtering of sheep and goats was done in the Slaughtering Chambers attached to Borivli, Kandivli and Mulund Municipal Markets, and Goregaon and Malad and Aarey Colony Private Markets.

Electric lights were provided at Kandivli and Mulund Vegetable markets and rewiring to electric installations at Borivli Market and Post Office Building in Goregaon Open Air Market was carried out.

In all 30 raids were carried out for detection of unauthorized slaughter and sale of animals in different parts of the Extended Suburbs. 13 cases resulted in conviction and fines inflicted were Rs. 220. The amount realised by auction sale of confiscated animals and skins was Rs. 338 and by way of penalty Rs. 310. The total meat destroyed in raids was 411 lbs.

The total receipts of the Department was Rs. 92,663 during the year under report.

EDUCATION DEPARTMENT

Suburban Primary Schools.

There were 148 Schools and 37 Classes on 31st March 1960. The total number of Upper Primary and Lower Primary Schools and Classes during the year under report was 71 and 114 respectively.

The total number of pupils on 31st March 1959 was 59,023. The total number of pupils on 31st March 1960 stood at 68,159. Thus, there was a net increase of 9,136 pupils. The highest number on roll in Suburban Municipal Schools was 73,671 at the end of July 1959. The average attendance of pupils throughout the year was 58,776.

At the end of the year, there were 1,740 ordinary teachers as against 1,555 during the previous year. Out of 1,740 ordinary teachers 1,452 (i.e. 82.2 per cent) were trained as against 1,320 out of 1,555 during the preceding year.

The syllabus of studies was divided month by month for the guidance of teachers and for gradual completion of studies in time as per schedule Teachers' Diaries, Progress Cards and Progress Registers were maintained in all Schools. Monthly tests of pupils of standards IV to VII and weekly tests of pupils of Standards I to III were taken during the year. Pupils of Standards I to III were promoted to higher standards at the end of the year on the basis of the results of weekly tests held during the academic year. Written Annual Examinations of pupils of Standards IV to VII were held along with the examinations of the pupils in the City Schools, 2426 pupils from the Suburban Schools had appeared for the Primary School Certificate Examination conducted by the Government in April 1959, out of whom 995 pupils were declared successful.

The number of Municipal-owned school buildings in the Suburbs was 45 at the end of March 1960. Remaining schools were accommodated in rented buildings.

Physical Education as per the curriculum laid down by the Government was imparted to pupils with some suitable modifications. Various extra-curricular activities viz., Sharad Utsav, Vacation Libraries, Excursions, etc., were conducted in Schools on the lines of the City Schools. Mass Drill Displays, Annual Sports, Annual Scout Sports, etc., were also held during the year.

The work of enforcement of compulsion was being looked after by the Assistant Special Attendance Officer with the help of the Superintendent of Municipal Schools and their subordinate supervising officers.

The information regarding income, expenditure, cost per pupil, etc., is given in the Summary of the report of City, Suburbs, and Extended Suburban Schools.

There were 71 Aided Schools at the end of the year with 700 teachers imparting education to 23,609 pupils. Besides, these Aided Schools, there were 10 schools in the Suburbs which were recognised but which did not receive any aid from the Corporation. There were 66 teachers in these schools imparting education to 1,769 pupils.

EDUCATION DEPARTMENT.

Primary Schools in the Extended Suburbs.

There were 42 Schools and 26 Classes on 31st March 1960 in the Extended Suburban area. The total number of Upper Primary Schools was 32 and that of the Lower Primary was 36.

The total number of pupils on 31st March 1959 was 16,863. The total number of pupils on 31st March 1960 stood at 18,844. Thus there was a net increase of 1,981. The highest number on Roll in Municipal Extended Suburban Schools, was 20,309 at the end of July 1959. The average attendance of pupils throughout the year was 15,554.

At the end of the year there were 500 ordinary teachers in the extended Suburban Schools as against 442 during the previous year. Out of 500 ordinary teachers, 386 (i.e., 77.3 per cent.) were trained as against 302 out of 442 (i.e., 68.3 per cent.) trained teachers during the preceding year.

The Syllabus of studies was divided month by month for the guidance of teachers and for gradual completion of studies in time as per Schedule. Teachers' Diaries, Progress Cards and Progress Registers were maintained in all Schools. Monthly tests of pupils of Standards IV to VII and weekly tests of pupils of Standards I to III were taken during the year. Pupils in Standards I to III were promoted to higher standards at the end of the year on the basis of results of weekly tests held during the academic year. Written Annual Examinations of pupils of Standards IV to VII were held along with examinations of the pupils in City and Suburban Schools. 759 pupils from the Extended Suburban Schools had appeared for the Primary School Certificate Examination conducted by the Government in April 1960 out of whom 380 pupils were declared successful.

The number of Municipal School Buildings in the Extended Suburbs was 26 at the end of March 1960. Remaining schools were accommodated in rented buildings.

Physical Education as per the curriculum laid down by Government was imparted to pupils with some suitable modifications. Various extra curricular activities, viz., Sharad Utsav, Vacation Libraries, Excursions, etc., were conducted in schools on the lines of the City and Suburban Schools. Mass Drill Displays, Annual Sports, Annual Scout Sports, etc., were also held during the year under report.

The work of enforcement of compulsion was being looked after by the Assistant Special Attendance Officer with the help of Superintendents of Municipal Schools and their subordinate Supervising Officers.

There were 43 Aided Schools at the close of the year with 381 teachers imparting education to 11,484 pupils. Besides, these Aided Schools there were 8 schools in the Extended Suburban area which were recognised but which did not receive Grant from the Corporation. There were 43 teachers in these schools imparting education to 973 pupils.

The total expenditure incurred by the Extended Suburban Aided Schools in the year 1958-59 was Rs. 5,33,435. The average cost per pupil was Rs. 47.5 to the Aided Schools and Rs. 4.1 to the Corporation.

The total amount of assessed grant came to Rs. 1,41,494. Various cuts were applied to the assessed amount on the basis of income and expenditure. The final amount worked out to Rs. 53,265. As the amount provided in the Budget fell short by Rs. 3,265, the deficit was proposed to be met from the provision made in the City Suburban Section.

PUBLIC HEALTH DEPARTMENT (SUBURBS)

Area and Population.—The total area of the Suburbs is 43,398 acres i.e. about 67.81 square miles and the population as enumerated in the Census of 1951 was 5,10,250 and the mid year estimated population for 1959 was 7,96,000.

Birth Registration.—The total of births registered during the year was 27,876 as against 24,597 for the year 1958 showing an increase of 3,279.

Death Registration.—The total number of deaths registered from all causes during the year was 6,705 as against 7,013 in 1958 showing a decrease of 308.

Infant Mortality.—Deaths amongst infants under one year of age numbered 1,986 as against 1,905 in 1958 showing an increase of 81.

The infant mortality rate per 1,000 live births registered was 71.2 for the year 1959 as against 77.2 for the previous year.

Infectious Diseases.—No deaths were reported from Plague and Cholera. There was also no death from Cerebro-spinal meningitis.

There were 20 deaths from small-pox, 52 from enteric fever, 2 from influenza, 400 from Tuberculosis.

Vaccination.—The number of primary vaccinations and re-vaccinations done was 31,669 and 61,794 respectively at the 26 Vaccination Stations as against 26,708 and 1,52,081 in 1958.

Malaria.—Malaria caused 40 deaths.

Dysentery.—There were 56 deaths from Dysentery.

OTHER PRINCIPAL DISEASES

There were 1,469 deaths from the disease of the respiratory system, 42 from Bronchitis, 411 from Diarrhoea 1,215 from Pneumonia 1,050 from congenital Debility and 653 from Senile Debility. There were 17 deaths from Diphtheria.

MEDICAL RELIEF

The institutions rendering Medical Relief in the merged area are :—

Four Municipal Maternity Homes one each at Ghatkopar and Chembur and two Maternity Wards attached to the two Hospitals at Bandra and Kurla comprise a total of 96 Maternity beds. The total number of births at these Maternity Homes was 9,294.

There were 13 Municipal Free Dispensaries, one each at Kherwadi, Khar, Old Khar, Danda, Andheri, Jogeshwari, Vile Parle, Versova, Old Kurla, Chembur, Bhandup, Ghatkopar and the out-patients' Dispensaries attached to the two Hospitals at Bandra and Kurla. The number of new cases treated and total attendance at these dispensaries was 3,81,076 and 16,05,767 respectively.

The hired services of two Mobile Hospital Units of the People's Mobile Hospitals also rendered Medical Relief to out-lying villages, etc., in the Suburban area, one in H-Ward and K-Ward and the other in L, M and N Wards.

One Municipal Mobile Dispensary also rendered service in those villages, which are not served by the hired Mobile Dispensary Units of the People's Mobile Hospitals.

To meet the growing demand on medical relief services steps to provide more dispensaries at convenient sites have been taken. A twenty-bed Maternity Home in the compound of N. J. Wadia Dispensary, Andheri has already been started.

Licensable Trades.—Licences were issued to all such trades as were found conducted in the Municipal limits with a view to enforcing on them the minimum of hygienic and sanitary requirements. Such enforcements necessitated statutory actions and prosecutions in several instances.

Food sanitation.—This included supervision and control through licensing of food shops and establishments, inspection of food stuffs exposed for sale and seizure and destruction of food found unwholesome or unfit for human consumption.

Health and Cleansing Weeks.—Health and Cleansing Weeks were organised with the help of local social organizations, throughout the year. Localities were selected in turns for intensive cleansing and for rectification of sanitary defects noticed in the residential premises. T. A. B. inoculations and vaccinations against small-pox were done. Health education of residents of these localities was carried out by exhibiting films on health and sanitation. Food sanitation was also enforced. These campaigns have brought about appreciable improvement in the localities served.

MILK IN SCHOOL SCHEME

A provision of Rs. 3,00,000 was made to meet the cost of the scheme in the Suburbs. Out of 15,438 children detected undernourished only 11,850 undernourished children could be included in the Scheme due to the inability of the Director, Bombay Milk Scheme to supply the required quota of milk. Each child was given 6 ozs. of toned pasteurised milk per day. Snacks in the form of "Chikkies" or "Fruits" (Bananas or Oranges) were also given to these children to supplement the milk feed. Besides a scheme of free distribution of milk on Sundays to children under 12 years was also continued during the year at 23 Centres in the Suburbs and on an average about 8,730 children received the milk feed on Sundays.

Stables.—Actions were taken against the owners of the milch cattle stables for non-removal of dung, stable refuse, etc., to the Municipal dumping grounds.

Communicable Diseases.—Preventive measures such as anti-cholera and T.A.B. Inoculations and vaccinations were continued as usual.

Medico-Social Unit at Kherwadi, Bandra.—A Medico-Social Unit established at Kherwadi, Bandra, in April 1957 by appointing a Medico Social Worker in order to carry out an integrated practice of medicine based on the family and community as a Unit continued working. The Centre is meant to cover all Types of Public Health Services in a specified area. In this connection honorary services of some of the medical personnel specializing in the different fields of medicine were obtained.

Maternity and Child Welfare Services.—Maternity and Child Welfare Services and Family Planning were continued in all their aspects through the clinics conducted at the two Maternity Homes and two Mat.-cum-Hospitals. Aid to poor women delivered at their homes was given in the form of food stuffs.

GENERAL REVIEW

The greater portion of the Suburbs is undrained and unsewered. A good many premises have either inadequate, or objectionable or inefficient sanitary conveniences and some have none at all. Statutory actions were, therefore, taken wherever possible to enforce provision of appropriate and adequate sanitary accommodation.

Sanitary conditions in the numerous villages, Gaothans and outlying habitations have been far from satisfactory, but the intensive cleansing campaigns as well as the village improvement schemes have improved conditions in several of them. Nothing short of slum clearance schemes will, however, improve materially the sanitation of such area. All other measures are, however, being adopted in order to remove insanitary conditions in the Suburbs.

PUBLIC HEALTH DEPARTMENT (EXTENDED SUBURBS)

Area and Population.—The total area of the Extended Suburbs is 47,980 acres i.e., about 75 square miles and the population as enumerated in the Census of 1951 was 1,59,617 and the mid-year estimated population for 1959 was 2,42,000.

Birth Registration.—The total of births registered during the year was 8,003 against 6,395 for the year 1958 showing an excess of 1,608.

Death Registration.—The total number of deaths registered from all causes during the year was 1,774 as against 1,694 in 1958 showing an increase of 80.

Infant Mortality.—Deaths amongst infants under one year of age numbered 491. The infant mortality rate per 1,000 live births registered was 61.4.

Infectious Diseases.—No deaths were reported from Plague and Cholera.

There were 44 deaths from Small-pox, 15 from Enteric Fever, 4 from Influenza and 145 from Tuberculosis.

Vaccination.—The number of primary vaccinations and re-vaccinations done was 11,449 and 29,010 respectively at the 8 Vaccination Stations as against 11,470 and 24,044 in 1958.

Malaria.—There was no death from Malaria.

Dysentery.—There were 21 deaths from Dysentery.

Other Principal Diseases.

There were 350 deaths from diseases of the Respiratory system, 17 from Bronchitis, 175 from Diarrhoea, 250 from Pneumonia, 195 from Congenital Debility, 114 from Senile Debility and 12 from Diphtheria.

Medical Relief.—The institutions rendering Medical Relief in the merged area are—

Five Municipal Dispensaries, one each at Goregaon, Malad, Manori, Borivli and Mulund.

One 50 bed General Hospital at Mulund.

Two Maternity Homes, one each at Malad and Mulund.

Licensable Trades.—A survey of all the pre-merger licensable trades *viz.*, food premises (such as eating houses, sweet-meat shops, milk shops) hair dressing saloons stables etc., in the Extended Suburbs was made and minimum essential requirements were communicated to their owners with a view to improving their sanitary conditions.

Health and Cleansing Weeks.—In order to promote an improvement in the level of health and to disseminate knowledge on health, hygiene and clean living amongst the citizens, 'Health and Cleanliness Days' were organised with the help of the local social organizations in certain selected localities in all the three Wards every month on the lines in the City and the Suburbs.

Maternity and Child Welfare Services.—Anti-natal, post-natal and family planning clinics were started at the maternity homes in the Extended Suburbs and appointment of Health Visitors were made for domiciliary visits, health Education etc., amongst women-folk.

Stables.—All stables were surveyed and usual stable requirements, in order to improve their conditions were communicated to the parties concerned. As, however, the requirements were not found carried out in a large number of cases, prosecutions were launched.

Food Sanitation.—This included supervision and control through licensing of food establishments, inspection of food stuffs exposed for sale and seizure and destruction of food found unwholesome and unfit for human consumption.

(CONSUMERS' DEPARTMENT) **General Review.**

The whole area of the Extended Suburbs is undrained and unsewered. The main problem, therefore, is absence of proper means of disposal of waste water and sullage water. Unless effective steps on a wider scale are taken, this problem will continue to baffle our actions which result in giving only temporary relief.

A larger number of premises in these parts of the Extended Suburbs are either with inadequate or without sanitary accommodation. A number of actions have already been taken to enforce the sanitary accommodation. This type of action will continue to be taken wherever found necessary.

The food establishments and stables are not maintained in sanitary condition. Requirements with a view to improving their condition have been communicated and steps are taken to see that they are carried out even on pain of prosecution. On the whole, all possible measures are being taken to bring the sanitary services and medical relief on the lines obtained in the City.

GARDEN DEPARTMENT (SUBURBS)

There are 16 Gardens in the Suburbs and 3 additional sites were developed during the year under report.

2. 1,900 trees were planted on public roads and in gardens in Suburbs.
3. 4 vocal music, 8 bands and 14 orchestra programmes were arranged for the Suburban Gardens.

GARDENS DEPARTMENT (Extended Suburbs).

1. There are 7 sites in the Extended Suburbs in charge of this department and 3 sites have been renovated and provided with lawn, flower beds, etc.
2. 6 special band programmes were arranged at Lala Tulsiram Park, Mulund. The recorded music which is discontinued will be restarted early during the next year.
3. 2 gardens in the Extended Suburbs have been provided with electric lights.

PUBLIC RELATIONS DEPARTMENT.**(Suburbs and Extended Suburbs).****COMPLAINTS AND SERVICES.**

The Complaints and Services Section attended to various complaints received from the public as well as those detected by the Departmental Officers. Thus about 639 complaints about Building repairs, 234 for road repairs, 522 about Sanitation, 405 regarding water supply, 275 for drainage, 266 about Conservancy and 628 miscellaneous, were attended to during the year.

M. G. PIMPUTKAR,
Municipal Commissioner
for Greater Bombay

DEPUTY MUNICIPAL COMMISSIONER (SUBS)

The Municipal Administration of the Suburban area including the Extended Suburbs continued to be under the direct charge of Shri H. T. Sadhwani, I.A.S., the Deputy Municipal Commissioner (Suburbs) from the beginning of the new year *i.e.*, from 1st April 1959 to 13th April 1959, when he was recalled by the State Government. Shri R. C. Raval, I.A.S., took over the charge of the Office of the Deputy Municipal Commissioner (Suburbs) from 20th April 1959 and remained as its head till the close of the year under report. The Deputy Municipal Commissioner (Suburb's) Office remained situated at the Municipal Offices, Waterfield Road, Bandra, during the whole of the year under review with a view to having better control over and quicker disposal of problems relating to the Suburbs and Extended Suburbs.

FINANCIAL

(SUBURBS)

A.E./G.B./D3/56 of 26th July 1960.

Report from the Chief Accountant on the Accounts of the Bombay Municipal Corporation Suburbs for the year 1959-60:

The following statement summarises the transactions for the year pertaining to Revenue and Actuals for the preceding year:—

	1959-60.			Actuals for 1958-59.
	Budget Estimates.	Revised Estimates.	Actuals.	Rs.
	Rs.	Rs.	Rs.	Rs.
Opening Balance	54,62,000	38,98,059	38,98,059	66,53,715
Income	2,27,20,741	2,26,86,564	2,30,93,890	2,00,52,025
Expenditure	2,58,84,098	2,62,44,029	2,33,50,954	2,18,65,345
	31,63,357	35,57,465	2,57,064	18,13,320
	(Deficit)	(Deficit)	(Deficit)	(Deficit)
Balance	22,98,643	3,40,594	36,40,995	48,40,395
Reservation for Advance vide para. 2.	...	18,39,379	17,56,870	9,42,336
Closing Balance	22,98,643	21,79,973	18,84,125	38,98,059

The details of the Reservations for Advances, etc., are:—

	Rs.	Rs.
Increase in—		
Renewed Grants	11,75,987	
Miscellaneous Advances	6,75,003	18,50,990
Deduct—		
Advances for Plant and Machinery		94,120
Net Increase	17,56,870	

3. The net unhypothecated Surplus Cash Balance of 31st March 1960 was as under:—

Liabilities.	Rs.	Assets.	Rs.
Advances for Plant and Machinery	4,35,485	Surplus Revenue Fund as per Appendix No. 2.	53,92,018
Miscellaneous Advances	30,72,408		
Minimum required by law	1,00,000		
Surplus Cash Balance	17,84,125		
Total	53,92,018	Total	53,92,018

4. The Loan liabilities at the beginning and at the end of the year were as under:—

Outstanding debt as on 1st April 1959.	Loans raised during the year.	Repayment during the year.	Outstanding debt on 31st March 1960.
Rs.	Rs.	Rs.	Rs.
3,79,04,959.49	1,25,00,000	1,46,158.62	5,02,58,801

A loan of Rs. 1,25,00,000 was raised by public subscription in the month of August 1959 at 4½ per cent. interest with a currency of 12 years, sanctioned under Corporation Resolution No. 553, dated the 28th June 1959 and G.R. No. Loan 3259, dated the 11th September 1959.

The position of Sinking Fund is shown below :

Amount of Fund on 31st March 1959.	Interest etc., realisation.	Sinking Fund Instalments.	Withdrawal for payment of loans.	Amount of Fund on 31st March 1960.
Rs.	Rs.	Rs.	Rs.	Rs.
63,34,999	2,82,923	14,47,721	..	80,65,643

The value of the securities held in the Sinking Fund Account on the basis of Market rates prevailing on 31st March 1960 including accrued interest and cash exceeded the actuarial amount of Sinking Fund by Rs. 2,85,036 which was held in the Sinking Fund Account.

INCOME.

5. A detailed comparison between the Budget Revised Estimates and the Actuals will be found in the Appendix No. 3. The estimated income for the year as per the Budget Estimates was Rs. 2,27,20,741 against which the Actuals amounted to Rs. 2,30,93,890 resulting in increase of Rs. 3,73,149 over the Budget Estimates and Rs. 4,07,326 as compared with the Revised Estimates viz., Rs. 2,26,86,564. The reasons for the increases and decrease are explained in Statement 'A'.

6. The position as regards income from General Tax, Water Tax Halalkhore Tax will be seen from the sub-joined statement:

	1959-60.	1958-59.	Increase.
	Rs.	Rs.	Rs.
(1) General Tax (including Fire Tax)			
Total Collections booked	86,76,586	72,83,325	13,93,261
Deduct—			
Recoveries of previous year	*29,47,193	21,62,151	7,85,042
Total ..	57,29,393	51,21,174	6,08,219
Add—Outstanding for the year at the close of the year	*51,53,286	41,07,555	10,45,731
Total ..	1,08,82,679	92,28,729	16,53,950
(2) Water Tax and Water Charges by measurement and at compounded rates.	65,09,395	52,34,742	12,74,653
Deduct—			
Recoveries for the previous years	**16,96,843	16,27,711	69,132
Total ...	48,12,552	36,07,031	12,05,521
Add—Outstanding for the year at the close of the year	**23,88,444	22,57,182	1,31,262
Total ...	72,00,996	58,64,213	13,36,783
(3) Halalkhore Tax for Special Service—			
Total Collections booked	10,45,509	9,30,870	1,14,639
Deduct—			
Recoveries for the previous year	*3,27,784	2,49,995	77,789
Total ...	7,17,725	6,80,875	36,850
Add—Outstanding for the year at the close of the year	*7,64,665	6,06,975	1,57,690
Total ...	14,82,390	12,87,850	1,94,540
Net Demand on account of Property Taxes inclusive of Refund	1,95,66,065	1,63,80,792	31,85,273
The Total outstanding on 31st March 1960, amounted to	Rs. 79,53,437

* As supplied by Dy. Assessor & Collector (Subs.).

** As supplied by Dy. Assessor & Collector (Subs.), A.E.D.W.W. Zone I and Zone II.

† Figures corrected as pointed out by M.C.A.

7. The final sanctioned grants amounted in the aggregate to Rs. 3,07,85,236 as follows:—

	Rs.
Budget Grants	2,58,84,098
Unexpended Grants for previous year renewed for Expenditure	29,76,868
Additional Grants	19,24,270
Final sanctioned grants	3,07,85,236

The transfers from one Budget Head to another without affecting the total Budget Provision for the year amounted to Rs. 2,76,516.

8. The final sanctioned grants for the year aggregated to Rs. 3,07,85,236 as stated above against which the actuals amounted to Rs. 2,33,50,954 leaving an unexpended balance of Rs. 74,34,282 at the close of the year. Of this a sum of Rs. 44,87,203 is renewed for expenditure during 1960-61 against Rs. 33,11,216 reserved in the accounts of 1959-60 and the balance of Rs. 29,47,079 is treated as savings on final grants sanctioned as detailed in Appendix No. 4.

The heads under which the renewals are required will be found in Appendix No. 4. The details of renewal will be found classified according to the nature of services in the Summary to Statement 'B'. The items contributing to the decreases under various heads are shown in Statement 'B'.

9. The percentage of Establishment Supervisory and Labour including Dearness Allowance, Pension and Provident Fund to the total expenditure for 1959-60 and the previous year are given below:—

	Percentage to Total expenditure during.	
	1959-60.	1958-59.
	Rs.	Rs.
(1) Establishment proper including supervision	14.90	14.42
(2) Labour	20.49	17.51

LOAN FUNDS.

10. The amount of New Loan proposed in the Budget for 1959-60 and actually raised to finance capital works expenditure including Purchase of Plant and Machinery was Rs. 1,25,00,000. A contribution of Rs. 15 lakhs was received from Government being 1/3rd of the expenditure incurred on the extension and improvements of (a) Water Supply, (b) Sewerage, (c) Surface drains.

LOAN WORKS EXPENDITURE.

11. The Opening Balance on the 1st April 1959 on account of Loan Funds but excluding Trust Fund was Rs. 3,27,130. Adding to this Rs. 1,25 lakhs raised during the year and Rs. 15 lakhs received from Government as Contribution the total funds available for expenditure were Rs. 1,43,27,130. The total expenditure incurred during the year amounted to Rs. 89,33,673 leaving an unspent balance of Rs. 62,93,457 in the Loan Funds at the close of the year.

12. The following statement contrasts the expenditure on Capital Works with the Budget and Revised Estimates during the last five years:—

Year.	Loan and Trust Fund.			Percentage by which actuals fell short of Budget Estimates.	Percentage by which actuals fell short of Revised Estimates.
	Budget Estimates.	Revised Estimates.	Actuals.		
	Rs.*	Rs.*	Rs.		
1955-56	1,02,40,272	1,78,46,414	69,53,760	32	61
1956-57	94,44,173	1,72,71,865	43,26,204	54	75
1957-58	1,34,92,096	2,43,10,514	57,33,471	57	76
1958-59	1,58,50,689	2,76,30,083	90,82,008	43	67
1959-60	2,11,59,531	3,60,78,164	80,33,648	62	78

The above figures in Column marked* do not include the amount of Subvention and Discount and other charges on the new Loan. The expenditure on account of Discount and other charges hitherto met from Loan Funds is being met from Revenue Account from this year.

The Revised Estimates for 1959-60 adopted by the Corporation were Rs. 3,62,68,164 including Rs. 1,90,000 on account of Subvention.

SINKING FUND.

13. From Appendix No. 10 it will be seen that the book value of investments of Sinking Fund as on 31st March 1960 amounted to Rs. 80,66,643 made up of Rs. 80,65,611 being the book value of securities and Rs. 32 in cash with the State Bank of India. Valuing the Municipal Debentures at par the market value of Sinking Fund investments held on 31st March 1960 comes to Rs. 81,49,878 as shown in Appendix No. 16-A. This together with amount of interest accrued upto 31st March 1960 viz., Rs. 57,230 and cash with the State Bank of India Rs. 32 brings the total amount of Sinking Fund Rs. 82,07,140 and more than covers the amount, viz., Rs. 79,22,104 to which the Sinking Fund should have accumulated upto 31st March 1959. The excess in the Sinking Fund Investment Account was thus Rs. 2,85,036.

INVESTMENT AND INVESTED BALANCES.

14. The details of investments made during the year are as follows:—

	Amount.	Average number, of days.
(1) Current Account Deposits	8,93,818	22.87
(2) Fixed Deposits	4,10,00,000	92.14
(3) Call Deposits	53,00,000	96.64
Total	4,71,93,818	91.31

The interest earned during the year amounted to Rs. 4,65,060, and the details are as follows:—

	Rs.
(1) Current Account Deposits	227
(2) On Fixed Deposits	3,80,145
(3) On Call Deposits	17,973
(4) On Investment in Public Securities	66,715
Total	4,65,060

The average rates of interest on Current Account Deposits, Call Deposits and Fixed Deposits were 0.25 per cent., 3.37 per cent. and 3.69 per cent. as against 1 per cent., 4.34 per cent. and 4.23 per cent. of the preceding year respectively. The rates realised on Call Deposits ranged from 3.3/8 per cent. and 3.7/8 per cent. while those realised on Fixed Deposits ranged from 3.3/8 per cent. to 4 per cent. The maximum rates realised on Call Deposits and Fixed Deposits during the preceding year were 3.3/4 per cent. and 4.5/8 per cent. respectively.

The average rates of interest on all Deposits was Rs. 3.40 per cent. as against 4.23 per cent. in the preceding year.

STREET IMPROVEMENTS.

15. The provision made in the Revised Loan Works Budget 'D' for (1) meeting the claims on account of acquisition of set-backs and (2) work of adding set backs was Rs. 2,00,000 against which an expenditure of Rs. 27,760 for acquisition and Rs. 43,879 (exclusive of 5 per cent. supervisin) for works of adding setbacks has been booked. The undischarged commitments as on 31st March 1960 in regard to set backs already acquired and sanctioned to be acquired amount to Rs. 27,363. In addition to this further liability may be expected on account of further acquisition of set back that will be sanctioned during 1960-61.

GENERAL REMARKS.

(000 Omitted).

16. In the Budget Estimates for the year the income was originally estimated at Rs. 2,27,21, the expenditure Rs. 2,58,84 the deficit being 31,63.

On the basis of eight months actuals the income for the year was further revised to Rs. 2,26,87 and expenditure to Rs. 2,62,44 resulting in a deficit of Rs. 35,57.

The actual Income realised was Rs. 2,30,94 and expenditure aggregated to Rs. 2,33,51 resulting in a Deficit of Rs. 2,57.

The expenditure for the year was estimated at Rs. 2,58,84 and as per revised estimates (8 months basis) at Rs. 2,62,44. The final grants, sanctioned aggregated to Rs. 3,07,85 against which the actual expenditure booked was Rs. 2,33,51 resulting in an unexpended balance of Rs. 74,34 at the close of the year. As against the unexpended balance of Rs. 74,34 the departments proposed renewal of grants to the extent of Rs. 44,87 for expenditure in 1960-61 and the balance of Rs. 29,47 was treated as savings.

The Opening Surplus Cash Balance was Rs. 38,98. The transactions for the year resulted in Deficit of Rs. 2,57. Thus the balance at the close of the year decreased to Rs. 36,41 and after taking into account the increase in the reservation of advances as detailed in para. 2 the balance at the end of the year stood at Rs. 18,84.

The expenditure estimated for the year on Loan Works as detailed in para. 12 was Rs. 2,11,60 revised to Rs. 3,60,78 against which the actuals amounted to Rs. 80,34 thus actuals fell short of the Budget and the Revised Estimates by 62 per cent and 78 per cent, respectively.

The position regarding Sinking Fund was satisfactory as there was excess accumulation of Rs. 2,85.

The figures of surplus and deficit for the preceeding two years were Rs. 5,25 and Rs. 18,13. The transactions of the year reveal a deficit of Rs. 2,57. As the liabilities and responsibilities of the Corporation in the matter of providing civic amenities and services has enormously increased without a corresponding increase in the revenue to meet the evergrowing demands of the people of suburbs and taking into consideration the revision of the grades of the Municipal Employees, it is absolutely necessary to find out additional sources of revenue in the immediate future.

G. V. DAMLE,
Chief Accountant.

STATEMENT 'A' showing main items contributing to the increase in Income. Actuals compared with original Estimates.

Budget Head.	Amount of increase.	Amount of Decrease.	Remarks.
	Rs.	Rs.	
1. General Tax, Indirect Taxation and Miscellaneous Revenue.			
A.—General Tax	...	2,81,236	Due to refund of General Tax.
B.—Grant-in-Aid in respect of Fines for offences against the Law.	...	28,933	Payment not made by Government during 1959-60.
C.—Interest and Profit on investment of Surplus Loan and other balances.	...	1,34,940	Due to Smaller amounts available for investment and less favourable rates of interest obtained for investment.
D.—Miscellaneous	9,975	...	Due to receipts from Budget 'E' being 3% proportionate share of expenditure of A. and C.'s Department for collection of Education Cess fixed for 1st time vide S.C.R. No. 1355 dated 19th August 1959.
2. Water Works—			
(1) By Measurement	5,04,230	...	Due to recoveries of old arrears, increase in number of connection and changes in the rate of certain categories of use of water.
(2) Rent of Water Meters	...	19,719	Due to outstanding meter hire bills of the Collector's Colony at Chembur.
(3) Compounded Tax	68,165	...	Due to considerable increase in the number of construction works, increase in the rates of compounded charges, recoveries against old arrears.
(4) Miscellaneous—			
(a) Miscellaneous Receipts	20,650	...	Due to recoveries against old arrears of charges for using well water for non-domestic purposes, recoveries against cost of lost meters and increase in the sale of testing etc., forms.
(b) Miscellaneous fees	54,920	...	Due to increase in the number of connections and consequent increase in the recovery against the fees for making connections and general increase in the materials brought for testing etc.
4. Education—Secondary	...	362	Due to sale of dailies, weeklies, etc., not effected as the contractor did not turn up in spite of repeated requests.
5. Public Health Department	1,190	...	Due to some parties having entrusted spraying work to private firms approved by Municipal Commissioner.
6. Medical Relief and Education	...	3,086	Due to Grant-in-aid from Government not having been re-received for 1959-60 and rent from M.O./c of Andheri Dispensary being discontinued.
7. Street Cleansing and Conservancy, etc.	...	39,592	Due to disputes in respect of the properties having septic tank connections and aqua privies not having been settled, failure on the part of contractors to pay the contract amounts, bills outstanding against Aerodrome Office.
8. Roads, S.W. Drains and Public Lighting—			
A.—Wheel Tax and Government contribution in lieu of Tolls.	8,030	...	Due to increase in the number of vehicles.
B.—Ground Rent	127	...	Due to the additional Bus shelters and Chowkies of B.E.S. & T.
C.—Miscellaneous	3,321	...	Due to unclaimed dues and deposits having been credited to Revenue.
D.—Ferry Receipts	1,777	...	Due to heavy traffic in ferry boats.
9. Mechanical	5,261	...	Due to unclaimed dues and deposits being credited to Revenue.
10. Buildings Land Acquisition and Management.	21,726	...	Due to expected levy of indemnity money in respect of unauthorised structures to be allowed on temporary basis.
11. Fire Brigade	13,262	...	Due to assessment of newly constructed buildings.
12. Licensing, Removal of Encroachment on Public Streets, etc.	1,29,613	...	Due to issuing of more Roving Hand Cart Licences in Suburbs as also due to vigorous action taken by lorry supervisors.
13. Gardens and Open Spaces	2,801	...	Due to increase in receipts of cutting trees.
14. Markets and Slaughter Houses	66,357	...	Due to increase in schedule fees from 1st May 1959 from 25 nP. to 65 nP.
15. Contribution from Capital Funds to Revenue on account of Loan Works staff.	...	86,959	Due to less expenditure on Capital Works.
16. Rebate from Government on account of U.I.P. Tax.	1,899	...	Due to increase receipts of U. I. P. Tax during 1959-60.
17. Grant-in-aid from the Government	54,671	...	Due to increase in the payment of Dearness Allowance.
18. Share from Budget 'A' from Town Duty under Section 23(B)2 of the Bombay Municipal Corporation Act.	

Summary of Increases and Decreases in Income compared with the Budget Estimates.

(000) Omitted

	Increase.	Decrease.
	Rs.	Rs.
General Tax	...	281
Grant-in-aid in respect of fines for offences against the Law	...	29
Interest and profit on Investment of surplus Loan and other balances	...	135
Miscellaneous	10	...
Water Works	628	...
Education, Primary
Education, Secondary	...	1
Public Health	2	...
Medical Relief and Education	...	3
Street Cleansing and Conservancy	...	40
Roads, S. W. Drains and Public Lighting	13	...
Mechanical	5	...
Buildings, Land Acquisition and Management	22	...
Fire Brigade	13	...
Licensing and Removal of Encroachment	130	...
Gardens and Open Spaces	3	...
Market and Slaughter Houses	66	...
Contribution from Capital Funds to Revenue on account of Loan Works Staff	...	87
Rebate from Government on account of collection of the Urban Immoveable Property Tax in the Suburbs	2	...
Grants-in-aid from Government	55	...
Share from Budget 'A' for Town Duty under Section 123(B)(2)
Total	949	576
Gross Increase	949	...
Gross Decrease	...	576
Net Increase	373	...

Statement 'B' showing items contributing to the decreases in Expenditure under different Service Heads.

Budget Head.	Establishment and Labour.	Dearness Allowance.	Provident Fund.	Stores and Materials.	New Works Special Repairs, etc.	Urban Immoveable Property Tax.	Grant-in-aid to Public Institutions.	Debt Charges.	Miscellaneous.	Total.
	Rs.	Rs.	Rs.	Rs.	Rs.	Rs.	Rs.	Rs.	Rs.	Rs.
I.—General Supervision, Collection of Revenue, etc.	48,839	7,315	23,322	...	1,736	20	74,347	1,55,579
II.—Water Works	1,863	2,838	17,854	3,367	63,086	3,86,282	4,75,290
III.—Education—Primary
IV.—Education—Secondary	619	398	5,550	...	417	6,984
V.—Public Health Department	20,755	12,398	...	2,541	17,994	21,923	75,611
VI.—Medical Relief and Education	4,230	2,836	21,802	35,335	16,193	...	14,276	46	90,563	1,85,281
VII.—Street Cleansing and Conservancy	1,74,810	77,027	58,307	46,091	1,04,586	49,664	2,95,856	8,06,341
VIII.—Roads, S.W. Drains and Public Lighting	52,447	7,135	4,277	4,599	871	1,16,584	4,91,709	6,77,622
IX.—Mechanical	14,276	11,667	3,507	...	9,811	7,590	46,951
X.—Buildings, Land Acquisition and Management	18,730	493	2,402	...	12,221	12,366	56,710	1,02,922
XI.—Fire Brigade	1,626	60	2,125	3,742	2,999	50	17,612	28,214
XII.—Licensing, Removal of Encroachments	12,658	2,631	5,579	6,449	27,317
XIII.—Gardens and Open Spaces	1,305	1	950	...	13,388	3	3,063	18,710
XIV.—Markets and Slaughter Houses	572	435	14,671	28	20,239	10	...	22	16,048	52,025
XV.—Contribution to etc.	2,88,232	2,88,232
Total ...	3,52,730	1,25,234	1,54,796	95,703	2,00,038	10	19,826	2,41,841	17,56,901	29,47,079

Summary showing amounts to be renewed during 1960-61 and amounts of savings out of the Grants of 1959-60 after renewal.

Nature of Service.	Amount to be renewed in 1960-61.	Balance of Grants treated as Savings.	Total.
(1)	(2)	(3)	(4)
	Rs.	Rs.	Rs.
(1) Establishment and Labour	4,39,923	3,52,730	7,92,653
(2) Repairs including Special Repairs	10,98,655	57,553	10,96,209
(3) Stores and Materials	4,29,899	95,703	5,25,602
(4) New Works	5,81,612	1,42,485	7,24,097
(5) Dearness Allowance	1,73,160	1,25,234	2,98,394
(6) Interest on Municipal Loans	2,85,411	1,53,040	4,38,451
(7) Grant-in-aid to Public Institutions	42,100	19,826	61,926
(8) Provident Fund and Pension Charges	6,975	1,54,796	1,61,771
(9) Miscellaneous and Other Charges	14,89,467	18,45,712	33,35,179
Total ...	44,87,203	29,47,079	74,34,282

APPENDICES

MUNICIPAL ACCOUNT (SUBURBS)

- No. 1.—General Financial Statistics.
- No. 2.—Statement of Surplus Revenue Fund for 1959-60.
- No. 3.—Statement showing the Income realised during 1959-60 as compared with Estimates for the year as also with the actuals for the preceding year.
- No. 4.—Statement showing the Expenditure during 1959-60 as compared with the Final sanctioned grants.
- No. 4A.—Statement showing details of Expenditure incurred on New Works during the year ending 31st March 1960.
- No. 4B.—Statement showing the expenditure under Establishment P. F., and Pension.
- No. 5.—Balance Sheet (Revenue) as at 31st March 1960.
- No. 6.—Statement of Special Funds for 1959-60.
- No. 7.—Balance Sheet (Capital Funds) as at 31st March 1960.
- No. 8.—Block Account showing details of Capital Expenditure upto 31st March 1960.
- No. 9.—Statement showing (1) the Total amount of Municipal Loans raised, (2) the Expenditure incurred thereagainst, and (3) the invested balances of the loans on 31st March 1960.
- No. 10.—Statement showing the actual investment on account of the Sinking Fund of different Municipal Suburbs Loans upto 31st March 1960, compared with the amounts which should have accumulated upto that date on the basis of the fixed instalments and the sums set aside as Sinking Fund as on 31st March 1960.
- No. 11.—Statement showing outstanding Loans due by the Municipality (Suburban Area) the interest outstanding on 1st April 1959 on different loans, the amount payable for the year 1959-60, the amount paid by the State Bank of India and in Office during the year and the balance outstanding on 31st March 1960.
- No. 12.—Statement of Advance Accounts for 1959-60.
- No. 13.—Statement of Deposit Accounts for 1959-60.
- No. 14.—Statement of interest accrued but not paid in respect of Municipal Loans outstanding on 31st March 1960.
- No. 15.—Statement of amounts of receipts and expenditure respectively, credited and debited to the Municipal Fund during the year 1959-60 and the balance at the credit of the Fund at the close of the year 1959-60 (i.e., 31st March 1960).
- No. 16.—Comparison of Face, Purchase and Market Values at 31st March 1960 of the different Securities held in the Special Funds.
- No. 16A.—Comparison of Face, Purchase and Market Values at 31st March 1960 of the different Securities held in Sinking Fund.
- No. 16B.—Statement showing the amount of and the object for which the donations held under Public Monuments Maintenance Fund were received from different parties upto 31st March 1960.
- No. 17.—Statement of the Income of the Bombay Municipal Corporation Budget 'D' from 1950-51 to the close of the Financial year 1959-60.
- No. 18.—Statement of the Expenditure of the Bombay Municipal Corporation Budget 'D' from 1950-51 to the close of the financial year 1959-60.
- No. 19.—Contrasted Statement of Income and Expenditure from the year 1950-51 to the financial year 1959-60.

APPENDIX No. 1

GENERAL FINANCIAL STATISTICS

	1955-56	1956-57.	1957-58.	1958-59	1959-60
<i>General.</i>					
1. Area of the Suburbs merged in Greater Bombay (acres) ...	43,398	43,398	43,398	43,398	43,398
2. Population (as per Census 1951) ...	*5,10,250	* 5,10,250	* 5,10,250	*5,10,250	*5,10,250
<i>Rates and Assessments.</i>					
3. Rateable Value ... Rs.	4,97,22,892	4,94,60,710	5,24,24,669	5,87,99,115	6,49,58,972
4. Rateable Value per head of population Rs.	97-7-2	96-14-11	102 74	115-24	127-31
5. Properties registered in the Assessment Book	40,819	41,890	42,731	45,240	46,448
<i>Income.</i>					
6. General Tax ...	Rs. 58,17,965	Rs. 65,29,403	Rs. 68,19,629	Rs. 69,74,001	Rs. 83,23,564
7. Income from other sources ...	99,36,926	1,03,96,205	1,31,84,826	1,30,78,024	147,70,326
Total Income...	1,57,54,891	1,69,25,608	2,00,04,455	2,00,52,025	2,30,93,890
8. Incidence of taxation per head ... Rs.	25-2-5	27-6-3	30 46	30,86	36-31
<i>Loans.</i>					
9. Debt Outstanding ...	Rs. 2,21,40,563	Rs. 2,62,10,629	Rs. 3,20,45,497	Rs. 3,79,04,959	Rs. 5,02,58,801
10. Redemption and Sinking Funds in hand or invested ...	27,36,466	37,30,979	48,82,910	63,34,999	80,65,643
11. Net Loan Debt ...	1,94,04,097	2,24,79,650	2,71,62,587	3,15,69,960	4,21,93,158
12. Net Debt per head of population ...	38-0-5	44-0-11	53 23	61.87	82-69
<i>Expenditure</i>					
13. Water Works	Rs.	Rs.	Rs.	Rs.	Rs.
Maintenance ...	26,42,302	30,66,375	35,93,072	46,75,919	51,97,955
Debt Charges ...	4,05,064	4,75,478	5,19,771	7,03,092	8,26,363
14. Primary Education ...	14,17,418	16,31,317	18,41,070	21,04,142	20,19,038
15. Medical Relief and Education ...	5,35,817	5,79,505	8,89,983	9,32,581	11,95,799
16. Other Services ...	79,81,155	97,44,378	1,08,82,021	1,12,94,562	1,16,21,351
17. Debt Charges (excluding Water Works) ...	11,91,575	13,81,119	17,53,132	21,55,049	24,90,448
Total Expenditure	1,41,73,331	1,68,78,172	1,94,79,049	2,18,65,345	2,33,50,954

* Figure taken as per Greater Bombay—District Census Hand Book (Based on the 1951 Census)

G. V. DAMLE,
Chief Accountant.

M. G. PIMPUTKAR,
Municipal Commissioner.

APPENDIX No. 2

REVENUE ACCOUNT FOR THE YEAR ENDED 31ST MARCH 1960

Particulars.	Total.		Particulars.	Total.	
	Rs.	nP.		Rs.	nP.
To Revenue Expenditure as per Appendix No. 4. ...	2,33,50,954	80	By Revenue Receipts as per Appendix No. 3. ...	2,30,93,889	78
			.. Deficit for the year ...	2,57,065,02	02
	2,33,50,954	80		2,33,50,954	80
To Revenue Expenditure to be incurred in 1960-61 and provided for as renewed grants. ...	44,87,203	00	By Surplus Revenue Fund as at 1st April, 1959. ...	68,25,069	50
.. Deficit for the year ...	2,57,065	02	.. Revenue of previous year reserved for the year 1959-60...	33,11,216	00
.. Balance being Surplus Revenue Fund as at 31st March 1960 as per Appendix No 5. ...	53,92,017	48			
	1,01,36,285	50		1,01,36,285	50

G. V. DAMLE,
Chief Accountant.

M. G. PIMPUTKAR,
Municipal Commissioner.

APPENDIX No. 3

Income

Statement showing the Net Receipts during the Financial Year 1959-60 from all sources as contrasted with the original and Revised Budget Estimates.

Particulars. 1	Budget Estimate for 1959-60. 2	Revised Estimate for 1959-60. 3	Actuals for 1959-60. 4	Actuals for 1958-59. 5	Compared with Budget Estimate + Increase - Decrease. 6	Compared with Revised Estimate + Increase - Decrease. 7
	Rs.	Rs.	Rs.	Rs.	Rs.	Rs.
I.—General Tax, Indirect Taxation and Miscellaneous Revenue.						
A.—General Tax @ 1%	86,04,800	84,00,000	83,23,564	69,74,001	- 2,81,236	- 76,436
B.—Grant-in-Aid in respect of fines for offences against the law	33,000	37,000	4,067	...	- 28,933	- 32,933
C.—Interest and Profit on Investment of Surplus Loan and Other Balances	6,00,000	5,00,000	4,65,060	6,39,020	- 1,34,940	- 34,940
D.—Miscellaneous—						
(1) Miscellaneous Receipts	3,500	7,000	4,904	8,531	+ 1,404	+ 2,096
(2) Miscellaneous Fees	45,000	40,000	33,984	35,936	- 11,016	- 6,016
(3) Contribution from Municipal Servants towards Pension, etc. Fund	700	700	665	526	- 35	- 35
(4) Receipts from Budget 'E' being proportionate share of expenditure of Dy. A & C's Office etc.	24,133	19,622	..	+ 19,622	-4,511
	49,200	71,833	59,175	44,993	+ 9,975	-12,658
Total, I.—General Tax, etc.	92,87,000	90,08,833	83,51,866	76,58,014	- 4,35,134	-1,56,967
2.—Water Works.—Water Tax and other Miscellaneous Water Works Revenue—						
(1) By Measurement	56,37,000	56,37,000	61,41,230	48,65,431	+ 5,04,230	+ 5,04,230
(2) Rent of Water Meters	1,99,500	1,99,500	1,79,781	1,34,278	- 19,719	-19,719
(3) Compounded Tax	3,00,000	3,80,000	3,68,165	3,69,311	+ 68,165	-11,835
(4) Miscellaneous—						
(a) Miscellaneous Receipts	6,000	15,000	26,650	20,327	+ 20,650	+11,650
(b) Miscellaneous Fees	1,50,000	1,70,000	2,04,920	1,55,760	+ 54,920	+34,920
Total 2.—Water Works	62,92,500	64,01,500	69,20,746	55,45,107	+ 6,28,246	+ 5,19,246
3.—Education—Primary*.						
4.—Education—Secondary.						
A.—Bandra Municipal High School—						
(1) Government grant other than D. A.
(2) Miscellaneous Receipts	288	210	140	105	- 148	- 70
(3) Miscellaneous Fees
B.—Ghatkopar Municipal Marathi Secondary Middle School—						
(1) Government grant other than D. A.
(2) Miscellaneous Receipts
(3) Miscellaneous Fees
C.—Reading Rooms and Libraries	400	600	186	560	- 214	- 414
Total, 4.—Education	688	810	326	665	- 362	- 484
Carried forward	1,55,80,188	1,54,11,143	1,57,72,938	1,32,03,786	+ 1,92,750	+ 3,61,795

* Receipts transferred to Budget 'E'

APPENDIX No. 3—(Contd.).

Particulars	Budget Estimate for 1959-60. 2	Revised Estimate for 1959-60. 3	Actuals for 1959-60. 4	Actuals for 1958-59. 5	Compared with Budget Estimate + Increase - Decrease. 6	Compared with Revised Estimate + Increase - Decrease. 7
1	Rs.	Rs.	Rs.	Rs.	Rs.	Rs.
Brought over ...	1,55,80,188	1,54,11,143	1,57,72,938	1,32,03,786	+ 1,92,750	+3,61,795
5.—Public Health Department.						
Miscellaneous—						
(1) Miscellaneous Receipts ...	4,000	4,000	2,695	4,451	— 1,335	— 1,305
(2) Miscellaneous Fees ...	16,000	16,000	18,446	15,759	+ 2,446	+ 2,446
(3) Rent of Buildings and Lands	49	49	...	+ 49	...
Total, 5.—Public Health ...	20,000	20,049	21,190	20,210	+ 1,190	+ 1,141
6.—Medical Relief and Education.						
A.—Miscellaneous—						
(1) Miscellaneous Receipts ...	5,000	2,000	1,992	2,021	— 3,008	— 8
(2) Miscellaneous Fees ...	500	600	558	353	+ 58	— 42
(3) Rent of Buildings and Lands ...	3,000	3,846	6,020	4,694	+ 3,020	+ 2,174
B.—Interest realised on Hospitals and Dispensary Funds ...	3,775	3,775	3,660	3,775	— 115	— 115
C.—Grant-in-aid from Government in respect of Excise Duty for spirituous articles ...	3,500	3,000	459	30	— 3,041	— 2,541
D.—Receipts from Hospitals, Dispensaries and Maternity Homes
Total, 6.—Medical Relief ...	15,775	13,221	12,689	10,873	— 3,086	— 532
7.—Street Cleansing and Conservancy, Road Watering and Halalkhore Service.						
A.—Halalkhore Tax						
(1) On Rateable Value @ 3½% ...	10,01,300	10,01,300	9,64,224	9,05,171	— 37,076	— 37,076
(2) For Special Service ...	60,000	80,000	81,285	25,699	+ 21,285	+ 1,285
—Miscellaneous—						
(1) Sale of Rights ...	21,000	21,000	944	4,322	— 20,056	— 20,056
(2) Miscellaneous Receipts ...	12,000	12,000	15,436	26,176	+ 3,435	+ 3,436
(3) Miscellaneous Fees ...	15,000	15,000	7,196	15,719	— 7,804	— 7,804
(4) Rent of Buildings and Lands ...	3,000	3,000	4,546	5,007	+ 1,546	+ 1,546
(5) Tax on dogs @ Rs. 5 per dog ...	11,000	11,000	10,613	11,807	— 387	— 387
C.—Veterinary Department—						
Fees ...	4,500	4,000	3,964	4,262	— 536	— 36
Total, 7.—Street Cleansing, etc. ...	11,27,800	11,47,300	10,88,208	9,98,163	— 39,592	— 59,092
8.—Roads, S. W. Drains and Public Lighting.						
A.—Wheel Tax and Government Contribution in lieu of Tolls—						
(1) Private Conveyances ...	4,85,000	4,85,000	4,93,030	3,96,523	+ 8,030	+ 8,030
(2) Public Conveyances
(3) Contribution from Government in lieu of Tolls ...	16,673	16,673	16,673	18,732
Carried forward ...	5,01,673	5,01,673	5,09,703	4,15,255	+ 8,030	+ 8,030
Total 1 to 7 Carried forward ...	1,763	1,65,91,713	1,68,95,025	1,42,33,032	+ 1,51,262	+ 3,03,312

APPENDIX No. 3—(Contd.).

Particulars.	Budget Estimate for 1959-60.	Revised Estimate for 1959-60.	Actuals for 1959-60.	Actuals for 1958-59.	Compared with Budget Estimate + Increase — Decrease.	Compared with Revised Estimate + Increase — Decrease.
1	2	3	4	5	6	7
Total 1 to 7 Brought over ...	Rs. 167,43,763	Rs. 1,65,91,713	Rs. 1,68,95,025	Rs. 1,42,33,032	Rs. +1,51,262	Rs. +3,03,312
Brought over ...	5,01,673	5,01,673	5,09,703	4,15,255	+ 8,030	+ 8,030
B.—Ground Rent—						
(1) From Private Parties ...	3,000	2,820	3,127	4,561	+ 127	+ 307
C.—Miscellaneous—						
(1) Miscellaneous Receipts ...	50,000	50,000	55,670	21,427	+ 5,670	+ 5,670
(2) Miscellaneous Fees ...	20,000	22,000	17,588	17,592	- 2,412	- 4,412
(3) Rent of Buildings and Lands ...	108	276	171	83	+ 63	+ 105
D.—Ferry Receipts ...	19,000	19,000	20,777	19,900	+ 1,777	+ 1,777
Total, 8.—Roads, ...	5,93,781	5,95,769	6,07,036	4,78,818	+ 13,255	+ 11,267
9. Mechanical—						
Miscellaneous Receipts ...	200	500	5,461	1,859	+ 5,261	+ 4,961
10.—Buildings, Land Acquisition and Management.						
A.—Sale Proceeds of Surplus land ...	20,000	50,600	45,584	45,089	+ 25,584	+ 5,016
B.—Rent of Buildings ...	13,550	18,300	15,965	14,245	+ 2,415	+ 2,335
C.—Ground Rent ...	3,500	3,740	2,326	2,014	+ 1,174	+ 1,414
D.—Miscellaneous—						
(1) Sale of Rights and Miscellaneous Receipts ...	4,000	2,500	8,003	6,912	+ 4,003	+ 5,503
(2) Miscellaneous Fees, etc. ...	29,500	32,600	20,398	29,112	- 9,102	- 12,202
Total, 10.—Buildings, etc. ...	70,550	1,07,740	92,276	97,372	+ 21,726	+ 15,464
11.—Fire Brigade.						
A—Fire Tax @ 2% ...	3,40,600	3,43,500	3,53,022	3,09,324	+ 12,422	+ 9,522
B—Other Receipts ...	1,000	2,000	1,840	437	+ 840	+ 160
Total, 11.—Fire Brigade ...	3,41,600	3,45,500	3,54,862	3,09,761	+ 13,262	+ 9,362
12.—Licensing, Removal of Encroachments on Public Streets Administration of Shops & Establishments Act, 1948 and Theatre Tax etc.						
A.—Licences for dangerous and offensive trades ...	2,10,000	2,25,000	2,67,849	2,43,040	+ 57,849	+ 42,849
B.—Removal of Encroachments on Public Streets, Licences for Squatters and Hawkers and fees for removal of encroachments ...	58,000	60,000	67,937	60,455	+ 9,937	+ 7,937
C.—Grant-in-aid from Government for the Administration of Shops and Establishments Act, 1948—						
(a) Grant from Government for Administration of the Act ...	17,000	31,225	14,225	26,354	- 2,775	- 17,000
(b) Registration Fees ...	1,600	2,000	2,145	2,447	+ 545	+ 145
D.—Miscellaneous—						
(1) Advertisements						
(a) Advertisements ...	28,000	55,600	82,685	65,167	+ 54,685	+ 27,085
(b) Ground Rent ...	1,000	1,000	63	544	- 937	- 937
(2) Miscellaneous ...	500	700	2,592	1,141	+ 2,092	+ 1,892
E.—Receipts from Theatre Tax ...	95,000	95,000	1,03,217	1,16,321	+ 8,217	+ 8,217
Total, 12.—Licensing, etc. ...	4,11,100	4,70,525	5,40,713	5,15,469	+ 1,29,613	+ 70,188
13.—Gardens and Open Spaces						
Miscellaneous						
(1) Miscellaneous Receipts	1,300	2,593	179	+ 2,593	+ 1,293
(2) Rent of Buildings and Lands	252	208	...	+ 208	- 44
Total, 13.—Gardens	1,552	2,801	179	+ 2,801	+ 1,249
Carried forward ...	1,81,60,994	1,81,13,299	1,84,98,174	1,56,36,490	3,37,180	+ 3,84,875

APPENDIX No. 3—(Concl'd).

Particulars.	Budget Estimate for 1959-60. 2	Revised Estimate for 1959-60. 3	Actuals for 1959-60. 4	Actuals for 1958-59. 5	Compared with Budget Estimate + Increase - Decrease 6	Compared with Revised Estimate + Increase - Decrease 7
	Rs.	Rs.	Rs.	Rs.	Rs.	Rs.
Brought over ...	1,81,60,994	1,81,13,299	1,84,98,174	1,56,36,490	+ 3,37,180	+ 3,84,875
14.—Markets and Slaughter Houses.						
Miscellaneous—						
(1) Stallage Charges ...	1 80,000	2,00,000	2,45,876	2,30,991	+ 65,876	+ 45,876
(2) Squatters' Fees ...	1,40,000	1,40,000	1,45,459	1,45,258	+ 5,459	+ 5,459
(3) Slaughter Fees ...	1,25,000	2,00,000	77,751	1,75,515	- 47,249	- 1,22,249
(4) Miscellaneous Receipts ...	16,000	16,000	23,180	82,439	+ 7,180	+ 7,180
(5) Rent of Buildings and Lands ...	1,059	1,059	986	2,542	- 73	- 73
(6) Entrance fee on animals ...	81,000	1,10,621	1,10,635	43,850	+ 29,635	+ 14
(7) Licence fees ...	12,000	12,000	17,529	21,115	+ 5,529	+ 5,529
Total, 14.—Markets ...	5,55,059	6,79,680	6,21,416	7,81,710	+ 66,357	- 58,264
15.—Contribution from Capital Funds to Revenue on account of Loan Works Staff.	5,17,400	5,40,995	4,30,442	4,67,699	- 86,958	- 1,10,553
16.—Rebate from Government on account of Collection of the Urban Immoveable Property Tax in the Suburbs ...	34,200	34,790	36,099	32,809	+ 1,899	+ 1,309
17.—Grant-in-Aid from Government—						
(1) 50 per cent. on Dearness Allowance ...	14,50,000	12,16,000	15,65,953	12,45,704	+ 1,15,953	+ 3,49,953
(2) 15 per cent. out of Land Revenue to D.L.B., V. Ps. and Municipalities ...	11,000	11,000	- 11,000	- 11,000
(3) 75 per cent. of N.A. Assessment to Municipalities. ...	3,50,000	3,50,000	3,00,000	2,30,550	- 50,000	- 50,000
(4) A fixed grant equal to the average for three years ended 31-3-1950 of the aggregate grants paid to the local bodies in the Suburban area for the hospitals and dispensaries
(5) $\frac{1}{2}$ Grant on non-recurring expenditure in respect of Improvement of water supply etc. ...	282	- 282	...
Total, 17.—Grant-in-aid ...	18,11,282	15,77,000	18,65,953	14,76,254	+ 54,671	+ 2,88,953
18.—Share from Budget 'A' for Town Duties under Section 123(B)2 of the Bombay Municipal Corporation Act.	16,41,806	17,40,800	16,41,806	17,37,063	...	- 98,994
Total Income ...	2 27,20,741	2,26,86,564	2,30,93,890	2,00,52,025	+ 3,73,149	+ 4,07,326

G. V. DAMLE,
Chief Accountant.

M. G. PIMPUTKAR,
Municipal Commissioner.

APPENDIX No. 4

Expenditure

Statement showing the Actuals as compared with the final grants for 1959-60.

Particulars.	Final Grants sanctioned for expenditure during 1959-60.	Actuals for 1959-60	FINAL GRANTS COMPARED WITH THIS ACTUALS.		Actuals for 1958-59.
			Amount required to be renewed in 1960-61	Savings.	
1	2	3	4	5	6
I.—General Supervision, Collection of Revenue, etc.—					
A.—General Superintendence—					
(a) Corporation and Standing Committee	2,38,192	86,753	1,15,504	35,935	63,863
(b) Chief Auditor's Establishment	44,821	41,458	2,235	1,128	36,885
(c) Municipal Commissioner's Office	95,302	56,564	19,086	19,652	48,218
(d) Audit and Accounts	2,56,769	2,41,691	5,535	9,543	2,30,186
(e) Public Relations Department	66,473	43,023	6,364	17,086	39,688
	7,01,557	4,69,489	1,48,724	83,344	4,18,840
B.—Collection of Revenue—					
(a) Property Wheel Tax Establishment	7,88,423	6,85,216	79,325	23,882	5,94,638
Deduct—Proportionate cost of collection of Water Tax, Halalkhore Tax, Wheel Tax & Fire Tax	3,48,494	3,13,948	38,076	3,530	...
	4,39,929	3,71,268	41,249	27,412	5,94,638
B.—Collection of Revenue					
C.—Upkeep of Municipal Central and Ward Offices	1,02,831	29,755	59,254	13,822	21,282
D.—Miscellaneous Charges	49,181	33,676	11,295	4,210	24,048
E.—Election Expenses (Proportionate cost to be borne by Budget D)	16,593	3,304	11,575	1,714	...
F.—New Works	92,600	15,140	75,725	1,735	27,897
G.—P. F. Pension etc.	88,570	65,048	200	23,322	76,036
H.—Debit charges	31,517	30,493	1,004	20	25,986
Total I.—General Supervision etc.	15,22,778	10,18,173	3,49,026	1,55,579	11,88,727
II.—Water Works—					
A.—Maintenance	55,09,648	49,62,751	1,52,619	3,94,278	46,30,606
B.—New Works	845	...	845
C.—Debt Charges	9,58,835	8,26,363	69,386	69,086	7,03,092
D.—Provident Fund, Pensions etc.	50,300	32,446	...	17,854	45,313
E.—Proportionate cost of collection of Water Tax etc.	2,11,830	2,02,758	9,000	72	...
Total II.—Water Works	67,31,458	60,24,318	2,31,850	4,75,290	53,79,011
III.—Education—Primary		Transferred under XV—Contribution, etc.			
IV.—Education—Secondary					
A.—Bandra Municipal High School	25
B.—Municipal Marathi Secondary Middle School, Ghatkopar
C.—Municipal Free Reading Rooms & Libraries	13,072	9,964	1,675	1,433	8,098
D.—Grant-in-aid to Public Institutions	23,100	4,950	12,600	5,550	7,850
E.—P. F. Pension etc.	500	500	2,640
F.—Debt Charges	548	547	547
Total IV.—Education Secondary	37,220	15,961	14,275	6,984	19,160
V.—Public Health Department—					
A.—General Superintendence—					
(a) Central Office	4,80,483	4,19,866	38,190	22,427	3,98,630
(b) Epidemics	35,524	22,978	4,395	8,151	25,391
(c) Vaccination	89,772	71,169	12,541	6,062	79,398
(d) Malaria and Insecticides	5,34,458	4,58,966	54,782	20,710	3,87,401
(e) Miscellaneous	3,550	2,676	615	259	3,338
(f) Life Guard Service	300	...	300
B.—Supply of Milk and Snacks to undernourished needy Children attending Municipal Schools	3,02,590	2,85,261	17,320	9	3,01,375
C.—New Works	5,272	...	5,272	...	4,618
D.—P. F. Pension etc.	51,030	32,862	175	17,993	43,670
E.—Debt Charges	5,358	5,152	206	...	2,635
Total V.—Public Health Department	15,08,337	12,98,930	1,33,796	75,611	12,46,386
VI.—Medical Relief and Education					
A.—Hospitals and Maternity Homes—					
(a) Hospitals—					
(i) K. B. Hospitals and Sir C. J. Dispensary, Bandra	3,92,448	2,86,541	66,003	39,904	2,63,941
(ii) K. B. Hospital, Kurla	2,40,182	1,66,416	61,011	12,755	1,64,270
(iii) Municipal General Hospital at Rajwadi, Ghatkopar	2,98,581	1,77,472	90,466	30,643	26,677
(iv) Medico Social Unit Health Centre at Kherwadi, Bandra	5,623	990	4,200	433	372
(b) Maternity Homes	2,31,818	1,62,596	56,581	12,641	1,23,677
	11,68,652	7,94,015	2,78,261	56,376	5,78,937
B.—Dispensary—					
(a) Dispensary for outpatients—Allopathic	3,46,217	2,08,191	1,04,501	33,125	1,78,497
(b) Municipal Mobil Dispensary at Rajwadi Ghatkopar	33,580	23,475	6,779	3,326	22,102
(c) Mobil Dispensary at Andheri	6,000	...	6,000
(d) Mobil Hospitals (Dispensaries)	48,600	48,000	48,000
	4,33,797	2,79,666	1,17,680	36,451	2,48,599
C.—Clinics	1,20,193	39,916	67,743	12,534	1,644
D.—Medical Aid and Nursing Assistance to Poor People in their Houses	500	500	...
E.—Clinics for treatment of Leprosy cases	24,759	6,265	15,198	3,296	7,428
F.—New Works	86,825	7,533	79,291	1	1,677
G.—Grant-in-aid to Public Institutions	92,107	48,391	29,500	14,276	51,042
H.—P. F. Pension etc.	42,275	20,073	400	21,802	58,467
I.—Debt Charges	67,095	66,463	567	45	35,829
Total VI.—Medical Relief	20,36,203	12,62,262	5,88,660	1,85,281	9,83,623
Carried forward	1,18,35,996	96,19,644	13,17,607	8,98,745	88,16,927

APPENDIX No. 4—(Concl'd).

Expenditure

Particulars.	Final Grants sanctioned for expenditure during 1959-60.	Actuals for 1959-60.	FINAL GRANTS COMPARED WITH THE ACTUALS.		Actuals for 1958-59.
			Amount required to be renewed in 1960-61.	Savings.	
	2	3	4	5	6
Brought over ...	Rs. 1,18,35,996	Rs. 96,19,644	Rs. 13,17,607	Rs. 8,98,745	Rs. 88,16,907
VII.—Street Cleansing and Conservancy, Road Watering and Halalkhore Service—					
A.—Street Cleansing and Conservancy ...	2,26,337	1,51,382	61,016	13,909	1,47,611
B.—Collection, Loading, Removal and Disposal of Town Refuse ...	21,98,497	17,00,125	3,06,487	1,91,885	14,11,762
C.—Road Watering ...	8,403	2,207	350	5,846	2,291
D.—Halalkhore Service ...	27,49,017	19,37,622	4,92,030	3,19,365	19,69,142
E.—New Sewers ...	1,84,527	1,44,396	10,240	29,891	1,19,657
F.—New Works ...	3,23,933	10,809	2,08,608	1,04,516	26,114
G.—Depreciation ...	36,564	3,632	...	32,932	...
H.—P. F. Pension etc. ...	1,65,335	1,05,528	500	58,307	1,24,773
I.—Debt Charges ...	15,99,243	14,40,054	1,09,525	49,664	12,84,991
J.—Proportionate Cost of Collection of Halalkhor Tax ...	68,332	65,406	2,900	26	...
Total VII.—Street Cleansing etc. ...	75,60,188	55,62,161	11,91,686	8,06,341	50,86,341
VIII.—Roads, S. W. Drains and Public Lighting—					
A.—General ...	5,09,259	2,55,553	2,19,644	34,062	2,36,705
B.—Maintenance of Roads ...	33,70,342	19,78,538	9,69,935	4,21,869	18,65,683
C.—Public Lighting ...	7,61,387	6,96,021	25,255	40,111	5,90,552
D.—Maintenance of S. W. Drains ...	1,32,196	73,133	52,481	6,582	93,050
E.—Upkeep of Ferry Boats ...	28,134	24,802	615	2,717	23,330
F.—Depreciation on Plant and Machinery ...	61,000	10,533	...	50,487	Cr. 470
G.—New Works ...	91,329	4,165	86,294	870	2,288
H.—P. F. Pension etc. ...	60,285	51,208	4,800	4,277	95,789
I.—Debt Charges ...	8,66,269	6,50,466	93,219	1,16,584	5,77,780
J.—Proportionate Cost of Collection of Wheel Tax ...	34,166	32,703	1,400	63	...
Total VIII.—Roads, ...	59,14,387	37,77,122	14,59,643	6,77,622	34,84,707
IX.—Mechanical—					
A.—Asst. Engineer Transport (Sub) office ...	2,70,428	1,68,256	60,203	41,969	1,11,038
B.—Maintenance of Electrical Installation ...	13,627	9,248	2,904	1,475	7,591
C.—New Works ...	35,500	...	35,500
D.—P. F. Pension etc. ...	8,100	4,593	...	3,507	8,020
Total IX.—Mechanical ...	3,27,655	1,82,097	98,607	46,951	1,26,649
X.—Buildings, Land Acquisition and Management—					
A.—Assistant Engineers Suburb's Office Establishment ...	1,87,570	1,08,579	56,309	22,682	95,914
B.—Inspection and Supervision of Private Buildings ...	1,86,937	1,71,996	10,271	4,670	1,66,693
C.—Inspection & Supervision of factories, Workshops & Workplaces ...	31,748	27,736	1,963	2,049	10,468
D.—Land Acquisition and Management ...	1,237	1,067	130	40	...
E.—New Works ...	16,087	7,374	...	8,713	2,16,685
F.—Lump Sum Provision Subsidy etc. ...	50,000	50,000	...
G.—P. F. Pension etc. ...	18,465	15,763	300	2,402	17,850
H.—2% Proportionate cost on account of the staff of Central Planning Section of C. E's Department ...	56,656	...	56,656
I.—Debt Charges ...	2,03,440	1,93,299	2,775	12,366	1,42,755
Total X.—Buildings, ...	7,57,140	5,25,814	1,28,404	1,02,922	6,50,365
XI.—Fire Brigade—					
A.—Maintenance ...	1,69,303	98,917	47,031	23,355	1,15,138
B.—New Works ...	11,522	6,132	2,991	2,399	7,997
C.—P. F. Pension etc. ...	2,375	250	...	2,125	2,370
D.—Debt Charges ...	69,009	66,875	2,084	50	41,219
E.—Proportionate Cost of Collection of Fire Tax ...	13,666	13,081	300	285	...
Total XI.—Fire Brigade ...	2,65,875	1,85,255	52,406	28,214	1,66,724
XII.—Licensing, Removal of Encroachments on Public Streets and Administration of Shops and Establishment Act, 1948—Administration of Theatre Tax and Parking Grounds					
A.—Licensing Establishment ...	1,12,772	91,240	10,511	11,021	84,562
B.—Removal of Encroachments on Public Streets ...	53,161	41,270	7,097	4,794	33,823
C.—Administration of Shops and Establishments Act, 1948 ...	79,785	68,985	5,447	5,353	62,344
D.—" of Theatre Tax ...	6,716	5,636	510	570	5,460
E.—P. F. Pension etc. ...	16,400	10,621	200	5,579	19,573
Total XII.—Licensing, etc. ...	2,68,834	2,17,752	23,765	27,317	2,05,762
XIII.—Gardens and Open Spaces—					
A.—Maintenance ...	1,50,673	93,853	39,122	17,693	87,858
B.—New Works ...	59,041	37,053	21,929	59	10,769
C.—P. F. Pension etc. ...	3,750	2,800	...	950	6,495
D.—Debt Charges ...	8,880	8,675	202	3	4,087
Total XIII.—Gardens, etc. ...	2,22,344	1,42,381	61,253	18,710	1,09,209
XIV.—Markets and Slaughter Houses—					
A.—Markets and Slaughter Houses ...	3,96,646	2,77,701	87,809	31,136	2,48,154
B.—New Works ...	89,689	18,335	65,157	6,197	23,294
C.—Debt Charges ...	28,912	28,424	466	22	24,007
D.—P. F. Pension etc. ...	29,800	14,730	400	14,670	21,428
Total XIV.—Markets ...	5,45,047	3,39,190	1,53,832	52,025	3,16,883
XV.—Contribution to—					
(i) Education Fund ...	22,25,550	20,19,038	...	2,06,512	21,04,142
(ii) Budget 'B' ...	8,62,220	7,80,500	...	81,720	7,97,656
Total XV.—Contributions to etc. ...	30,87,770	27,99,538	...	2,88,232	29,01,798
Total Expenditure ...	3,07,85,236	2,33,50,954	44,87,203	29,47,079	2,18,65,345

G. V. DAMLE,
Chief Accountant.

M. G. PIMPUTKAR,
Municipal Commissioner.

APPENDIX No. 4-A.

Statement showing details of Actuals of Expenditure incurred on New Works upto 31st March 1960.

	Expenditure upto 31-3-1959.	Expenditure during the year 1959-60.	Total Expenditure upto 31-3-1960.
	Rs.	Rs.	Rs.
I.—General Supervision, Collection of Revenue.			
Works completed (as per report of 1958-59) ...	56,797	...	56,797
Improving of Surface of Khar Depot	11,770	11,770
Construction of Garage for accommodating the Suburban Mobile Publicity Unit of the P. R. O. Department	2,455	2,455
Providing Fans electric fittings, etc., in Municipal Office ...	475	915	1,390
Total, I.—General Supervision, etc....	57,272	15,140	72,412
II.—Water Works.			
Works completed (as per report of 1958-59) ...	75,645	...	75,645
Expenditure during 1959-60
Total, II.—Water Works ...	75,645	...	75,645
V.—Public Health Department.			
Works completed (as per report of 1958-59) ...	11,466	...	11,466
Expenditure during 1959-60
Total, V.—Public Health Department ...	11,466	...	11,466
VI.—Medical Relief and Education.			
Works completed (as per report of 1958-59) ...	3,43,494	...	3,43,494
Providing an additional rooms to the Municipal Free Dispensary at Bhandup	7,533	7,533
Total, VI.—Medical Relief and Education ...	3,43,494	7,533	3,51,027
VII.—Street Cleansing and Conservancy, etc.			
Works completed (as per report of 1958-59) ...	2,19,688	...	2,19,688
Providing and laying 9" sewer near Khar Pumping Station to connect the existing sewers in T. P.S. III, Bandra	5,468	5,468
Providing wire guards for electric bulbs and shutters for the light at Conservancy Staff quarters at Juhu and Chembur	319	319
Providing and installing floscent light and two table fans in the Veterinary Dispensary at Khar	676	676
Providing and installing floscent lights and ceiling fans in A.H.S. (Subs.) Office	21	21
Providing and installing 8 floscent tube lights and 6 ceiling fans for the Office of A. H. S. (S.)	354	354
Providing electric lights in baths for general washing place and sanitary blocks at Conservancy Labour staff Quarters at Kurla	351	351
Providing lights at Sweepers quarters, Vile Parle	1,147	1,147
Construction of two additional privy seats on basket system touching the existing privy block at Conservancy staff quarters, Vile Parle...	1,662	1,662
Providing bath room attached to Public Latrine Blocks at Chuim Village	702	702
Providing electric wiring installation in 8 Nos. of Municipal Conser- vancy staff quarters at Khar	109	109
Total, VII.—Street Cleansing, etc. ...	2,19,688	10,809	2,30,497
VIII.—Roads, S.W. Drains, Public Lighting, etc.			
Works completed (as per report of 1958-59) ...	20,98,643	...	20,98,643
Filling in ditch of Telly Gully	19	19
Providing traffic islands in Suburbs	304	304
Providing storm water drains at Madhu Park, Khar	3,842	3,842
Total, VIII.—Roads, S.W. Drains, etc. ...	20,98,643	4,165	21,02,908

APPENDIX No. 4-A.

Statement showing details of Actuals of Expenditure incurred on New Works upto 31st March 1960.

	Expenditure upto 31-3-1959.	Expenditure during the year 1959-60.	Total Expenditure upto 31-3-1960.
	Rs.	Rs.	Rs.
X.—Buildings, Land Acquisition and Management.			
Works completed (as per report of 1958-59) ...	2,21,654	...	2,21,654
Construction of houses for Municipal Employees of middle class and poor class in Suburbs	7,374	7,374
Total, X.—Buildings, Land Acquisition, etc. ...	2,21,654	7,374	2,29,028
XI.—Fire Brigade.			
Works completed (as per report of 1958-59) ...	10,750	...	10,750
Providing permanent weather sheds to staff quarters at Andheri Fire Brigade	6,132	6,132
Total, XI.—Fire Brigade ...	10,750	6,132	16,882
XIII.—Gardens and Open Spaces.			
Works completed (as per report of 1958-59) ...	1,08,622	...	1,08,622
Providing children apparatus (1) Kurlabai Bazar, (2) New Nagra Road.	5,002	5,002
Providing lights at Bandra Band Stand	963	963
Laying out a garden in plot at S. S. VII, Bandra	276	276
Providing Park at Chunibhatti, Kurla	20,607	20,607
Providing recreation ground in T. P. S. No. II, Plot 140, Vile Parle East	5,263	5,263
Providing benches in different gardens in Suburbs	4,942	4,942
Total III.—Gardens and Open Spaces ...	1,08,622	37,053	1,45,675
XIV.—Markets and Slaughter Houses.			
Works completed (as per report of 1958-59) ...	1,26,331	...	1,26,331
Providing collapsible steel gates to the compound of Vile Parle Vegetable Market	829	829
Cement concrete pavement on north side of beef section upto a fish section at Town Market, Bandra	2,674	2,674
Construction of stall No. D-4 at Vile Parle Market	894	894
Removing and reconstructing a new chawki for Government Veterinary Inspector at Slaughter House, Kurla	1,696	1,696
Construction of a refuse shed at Andheri Market	2,307	2,307
Construction of a shed on north side of Pali Market, Bandra	7,740	7,740
Providing caves gutters with down tube pipes at Santacruz Market	715	715
Providing dust bin shed at Santacruz Market	1,480	1,480
Total, XIV.—Markets and Slaughter Houses ...	1,26,331	18,335	1,44,666
SUMMARY			
I.—General Supervision, Collection of Revenue ...	57,272	15,140	72,412
II.—Water Works ...	75,645	...	75,645
V.—Public Health Department ...	11,466	...	11,466
VI.—Medical Relief and Education ...	3,43,494	7,533	3,51,027
VII.—Street Cleansing and Conservancy, Road Watering and Halalkhore Service ...	2,19,688	10,809	2,30,487
VIII.—Roads, S. W. Drains and Public Lighting ...	20,98,743	4,165	21,02,908
X.—Buildings, Land Acquisition, etc. ...	2,21,654	7,374	2,29,028
XI.—Fire Brigade ...	10,750	6,132	16,882
XIII.—Gardens and Open Spaces ...	1,08,622	37,053	1,45,675
XIV.—Markets and Slaughter Houses ...	1,26,331	18,335	1,44,666
Total ...	32,73,665	1,06,541	33,80,206

APPENDIX No. 4-B

Statement showing the expenditure under Establishment, P. F. Pension, etc.

Service Head.	SUPERVISORY AND SUBORDINATE.			LABOUR—TECHNICAL & OTHER.			Special Municipal Contribution.	Monthly Pension.	Gratuity and Compan- ionate Allowance.
	Establish- ment.	Dearness Allowance.	Municipal Contribution.	Establish- ment.	Dearness Allowance.	Municipal Contribution.			
(1)	(2)	(3)	(4)	(5)	(6)	(7)	(8)	(9)	(10)
	Rs.	Rs.	Rs.	Rs.	Rs.	Rs.	Rs.	Rs.	Rs.
I.—GENERAL SUPERVISION, COLLECTION OF REVENUE, ETC.									
A.—General Superintendence—									
(b) Chief Auditor's Establishment	30,865	8,976	...	698	585
(c) Municipal Commissioner's Office	36,150	8,633	...	2,529	2,279
(d) Audit and Accounts	1,54,731	49,925	...	10,708	8,719
(e) Public Relation Department	24,597	6,372	...	3,511	3,398
B.—Collection of Revenue, etc.—									
(a) Property and Wheel Tax Establishment	4,12,470	1,57,406	...	25,142	22,308
D.—Miscellaneous—									
II.—Legal Department	14,145	3,330	...	693	550
P. F.—Pension, etc.—									
	33,452	3,649	10,455	10,038	7,454
Total, I.—General Supervision, etc.	6,72,938	2,34,642	33,452	43,281	37,839	3,649	10,455	10,038	7,454
II.—WATER WORKS.									
A.—Maintenance—									
D.—P. F. Pension, etc.	1,88,242	79,721	10,000	1,42,759	1,37,326	18,940	3,506
Total, II.—Water Works	1,88,242	79,721	10,000	1,42,759	1,37,326	18,940	3,506
IV.—EDUCATION—SECONDARY.									
C.—Municipal Free Reading Rooms and Library	964	660	...	2,034	1,838
E.—P. F., Pension, etc.	500
Total, IV.—Education—Secondary	964	660	500	2,034	1,838
V.—PUBLIC HEALTH DEPARTMENT.									
A.—General Superintendence—									
(a) Central Office	2,68,922	91,164
(b) Epidemics	6,975	3,563	...	21,613	20,405
(c) Vaccination	34,913	15,778	...	4,993	5,012
(d) Malaria Urbans	94,090	30,734	...	4,941	4,438
B.—Supply of Milk etc	10,667	710	...	90,012	90,168
E.—P. F. Pension, etc.	19,844	9,952	18	1,895	1,152
Total, V.—Public Health Department	4,15,567	1,41,949	19,844	1,21,559	1,20,023	9,952	18	1,895	1,152
VI.—MEDICAL RELIEF AND EDUCATION.									
A.—Hospitals and Maternity Homes—									
(a) Hospitals—									
(i) K. B. Bhabha Hospital, Bandra	77,530	30,537	...	48,982	44,962
(ii) K. B. Bhabha Hospital, Kurla	48,747	20,717	...	23,536	22,347
(iii) General Hospital at Rajewadi	43,442	19,923	...	14,315	15,343
(iv) Medico Social Unit at Kherwadi	780	210
(b) Maternity Homes	35,068	14,537	...	25,059	25,903
B.—Dispensaries—									
(a) Dispensaries for Out-patients	61,050	20,038	...	16,057	14,327
(b) Municipal Mobile Dispensary	5,603	2,160	...	1,468	1,260
C.—Clinics									
(a) T. B. Clinic at Khar	15,700	6,470	...	4,496	4,768
H.—P. F., Pension, etc.	8,000	4,921	1,199	5,952	...
Total, VI.—Medical Relief and Education	2,87,920	1,14,592	8,000	1,33,913	1,28,910	4,921	1,199	5,952	...
VII.—STREET CLEANSING AND CONSERVANCY.									
A.—Street Cleansing and Conservancy—									
(a) Superintendence and Inspection	65,799	24,018	...	7,864	6,797
(b) Veterinary	3,739	1,000	...	2,040	1,890
(c) Destruction of Rats and Dogs	1,692	780	...	4,571	3,866
(d) Licensing of Dogs	5,526	2,220
B.—Collection of Town Refuse—									
I.—Collection of Town Refuse—									
(a) Scavenging	81,687	34,862	...	24,025	19,928
II.—Removal of Town Refuse—									
(a) Bullock Traction	3,97,548	4,60,461
(b) Motor Traction	1,09,598	1,03,351
(c) Up keep of Town refuse Lorries	37,868	28,477
Total, VII.—Street cleansing— Carried forward	1,58,443	62,880	...	5,83,514	6,24,770
Total I to VI.—Carried forward	15,65,651	5,71,564	71,796	4,43,546	4,25,936	37,462	15,178	17,885	8,606

APPENDIX No. 4-B

Statement showing the expenditure under Establishment, P. F. Pension, etc.

Service Head.	SUPERVISORY AND SUBORDINATE.			LABOUR—TECHNICAL & OTHER.			Special Municipal Contribution.	Monthly Pension.	Gratuity and Compensate Allowance.
	Establishment.	Dearness Allowance.	Municipal Contribution.	Establishment.	Dearness Allowance.	Municipal Contribution.			
(1)	(2)	(3)	(4)	(5)	(6)	(7)	(8)	(9)	(10)
Total, I to VI.—Brought over	Rs. 15,65,651	Rs. 5,71,564	Rs. 71,796	Rs. 4,43,546	Rs. 4,25,936	Rs. 37,462	Rs. 15,178	Rs. 17,885	Rs. 8,606
Total, VII.—Street cleansing Brought over	1,58,443	628,80	...	5,83,514	6,24,770
D.—Halalkhore Service—									
(a) Cleansing and Sanitation	2,66,304	2,43,489
(b) Transport—									
(i) Bullock Traction	2,422	2,205
(ii) Motor Traction	2,23,630	2,31,023
(c) Upkeep of Cesspool Lorries	98,427	73,663
(c) Pumping Stations—									
(a) Inspection of Supervision	3,738	1,431	...	39,756	30,030
(d) Cleansing of Sewers	6,620	2,264	...	29,420	11,049
(e) Purification	8,849	2,421	...	17,833	13,799
E.—New Sewers	86,312	23,824	...	18,720	12,548
I.—P. F., Pension, etc.	16,427	83,000	4,761	2,340	...
Total, VII.—Street cleansing etc.	2,63,962	92,820	16,427	12,80,026	12,42,576	83,000	4,761	2,340	...
VIII.—ROADS, S. W. DRAINS AND PUBLIC LIGHTING.									
A.—General	1,24,736	41,062	...	19,903	17,674
B.—Maintenance of Roads—									
I.—Establishment	1,02,765	33,489	...	5,91,778	1,06,449
V.—Upkeep of Transport Vehicles	6,034	4,631
C.—Public Lighting	1,228	929	...	5,087	4,245
D.—Maintenance of S. W. Drains	38,384	33,375
E.—Upkeep of Ferry Boats	1,054	660	...	9,243	7,712
I.—P. F. Pension etc.	7,594	30,000	4,010	6,860	2,743
Total VIII.—Roads etc.	2,29,783	76,140	7,594	6,70,429	1,74,086	30,000	4,010	6,860	2,743
IX.—MECHANICAL.									
A.—A. E. Transport	40,025	11,328	...	58,863	52,701
B.—Maintenance of Electric Installation	4,268	1,084	...	2,174	1,696
D.—P. F. Pension, etc.	210	4,000	383
Total IX.—Mechanical	44,293	12,412	210	61,037	54,397	4,000	383
X.—BUILDINGS, LAND ACQUISITION AND MANAGEMENT.									
A.—A. E. (Suburbs)'s Office	73,103	24,875	...	1,078	970
B.—Inspection of Private Buildings	1,03,766	34,013	...	16,743	13,732
C.—Supervision of Factories	21,185	4,052	...	1,281	1,080
D.—Land Acquisition etc.	1,000	572	495
F.—P. F. Pension, etc.	5,621
Total, X.—Buildings, etc.	1,98,054	62,940	10,000	19,674	16,277	5,621
XI.—FIRE BRIGADE.									
A.—Maintenance	16,946	3,487	...	26,059	20,004
D.—P. F. Pension etc.	250
Total XI.—Fire Brigade	16,946	3,487	...	26,059	20,004	250
XII.—LICENSING REMOVAL OF ENCROACHMENT ETC.									
A.—Licensing Establishment	51,895	17,275	...	10,616	8,260
B.—Removal of Encroachment	12,450	3,155	...	7,294	6,044
C.—Administration of Shops and Establishment	43,045	14,129	...	5,540	3,739
D.—Administration of Theatre Tax	3,313	782	...	699	540
E.—P. F., Pension, etc.	5,000	2,845	950	1,338	487
Total, XII.—Licensing, etc.	1,10,703	37,341	5,000	24,149	18,583	2,845	950	1,338	487
XIII.—GARDENS AND OPEN SPACES.									
A.—Gardens and Open Spaces									
(a) Gardens and Open Spaces	1,911	1,311	...	20,657	22,858
(b) Roadside Trees	7,158	8,578
D.—P. F., Pension, etc.	2,800
Total, XIII.—Gardens and Open Spaces	1,911	1,311	...	27,815	31,436	2,800
XIV.—MARKETS AND SLAUGHTER HOUSES.									
A.—Markets and Slaughter Houses—									
(a) Central Office	26,313	11,319	...	1,322	1,038
(b) Municipal Markets	38,317	15,473	...	47,446	44,310
(c) Kurla Slaughter House	4,508	1,560	...	6,805	5,646
(d) Private Markets	1,830	720	...	7,071	1,700
(e) Upkeep of Meat Vans	1,500	3,476	2,470
D.—P. F., Pension, etc.	342	...	5,833	7,054
Total, XIV.—Markets and Slaughter Houses	70,968	29,072	1,500	61,120	55,164	342	...	5,833	7,054
Grand Total	25,02,271	8,87,087	1,12,527	26,13,855	20,38,459	1,66,320	25,282	34,256	18,890

APPENDIX No. 5

Revenue Accounts-Balance sheet as at 31st March 1960.

LIABILITIES.	Rs.	ASSETS.	Rs.
Debts—		Cash at Bank	34,79,986.98
Due on Cash Bills Outstanding Account ...	15,415.48	Cash in Office	26,49,680.93
Due on Cheques payable ...	10,24,316.78	Current Account with the State Bank of India, Bombay for payment of interest on Suburban Loans ...	71,350.77
Due on Outstanding Charges for 1959-60 and previous year (<i>vide</i> Appendix No. 4) ...	44,87,203.00	Bombay Municipal Corporation Loans Interest Warrants payable Account	5,001.00
Due on Outstanding Charges on account of interest accrued but not paid (<i>vide</i> details shown in Appendix No. 14) ...	3,29,469.08		62,06,019.68
Deposits in cash and public securities from contractors and private parties (<i>vide</i> details shown in Appendix No. 13) ...	97,68,334.24	Plant and Machinery	
	1,56,24,738.58	Balance on 1-4-1959 ...	5,29,604.68
		Add—Expenditure during 1959-60
			5,29,604.68
		Less—Amount recouped ...	94,120.44
			4,35,484.24
Public Monuments Maintenance Fund (<i>vide</i> details shown in Appendix No. 16B)	34,017.94	Public Monuments Maintenance Fund (<i>vide</i> Appendix No. 16B)	
Special Funds as at 31st March 1960—		In Securities... In Cash.	
Water Mains Depreciation Fund ...	60,549.08	... 33,700.00 317.94	34,017.94
Hospital Fund ...	1,23,991.76		
Secondary Schools Committee Gymnasium Fund ...	4,418.15		
	1,88,958.99	Advances Recoverable (<i>vide</i> Appendix No. 12)—	
Surplus Revenue Fund (<i>vide</i> Appendix No. 2)	53,92,017.48	Municipal Officers	55,931.91
		Departmental Works	22,27,998.36
		Private Works	2,51,888.22
		Sundries, Misc. Advances	28,66,146.34
		Advances for Improvement of Private Streets	1,64,452.06
		Purchase of Petrol and Diesel Oil	1,12,956.87
		Municipal Contractors	2,704.48
		Demolition of Shades	3,539.10
			56,85,617.34
		Deposit in Public Securities—	
		With the State Bank of India	4,19,650.00
		With the Reserve Bank of India, Bombay	300.12
		In Office	1,26,709.00
			5,46,650.12
		Investments	
		Rs.	Rs.
		Rs.	Rs.
		†Special Funds	
		Water Mains Depreciation Fund	60,549.08
		Hospital Fund	1,23,991.76
		Secondary Schools Committee Gymnasium Fund	4,418.15
			1,88,958.99
		Surplus Fund—	
		Face Value.	Cost.
		3% Govt. Pro. Notes 1986-97	15,100 15,238.10
		3% Conv. Loan 1946-86	6,92,000 6,87,912.09
		3% Govt. Loan 1963-65	1,41,900 1,41,765.26
		3% Govt. Funding Loan 1966-68	5,400 5,400.00
		3½% Municipal Debentures	3,200 3,097.00
		4½% Municipal Debentures 1958 (Budget A)	600 595.50
		4½% Municipal Debentures 1958 (Budget F)	3,800 3,830.00
		Post Office National Savings Certificates	83,500 1,06,350.00
			9,45,500 9,64,157.95
		In Cash Fixed, Call and Current Account Deposits	71,78,826.73
			81,42,984.68
Total ...	2,12,39,732.99	Total ...	2,12,39,732.99

† For Face, Purchase and Market Value of each kind of Securities held in the Special Funds please see Appendix No. 16.

G. V. DAMLE,
Chief Accountant.M. G. PIMPUTKAR,
Municipal Commissioner.

APPENDIX No 6.

Statements of Special Funds 1959-60

Water Mains Depreciation Fund.		Dr.	Cr.
		Rs. nP.	Rs. nP.
Balance on 1st April 1959	57,699 55
Interest realized during the year	2,849 53
Expenditure incurred during the year
Balance on 31st March 1960 as per Balance Sheet, Appendix No. 5	...	60,549 08	...
Total	...	60,549 08	60,549 08

Hospital Fund.

		Dr.	Cr.
		Rs. nP.	Rs. nP.
Balance on 1st April 1959	1,23,991 76
Balance on 31st March 1960 as per Balance Sheet, Appendix No. 5.	...	1,23,991 76	...
Total	...	1,23,991 76	1,23,991 76

Public Monuments Maintenance Fund.

		Dr.	Cr.
		Rs. nP.	Rs. nP.
Balance on 1st April 1959	34,017 94
Donations received during the year
Balance on 31st March 1960 as per Balance Sheet, Appendix No. 5.	...	34,017 94	...
Total	...	34,017 94	34,017 94

Secondary Schools Committee Gymnasium Fund (Bandra)

		Dr.	Cr.
		Rs. nP.	Rs. nP.
Balance on 1st April 1959	4,290 . 91
Interest realised during the year	127 . 24
Balance on 31st March 1960 as per Balance Sheet, Appendix No. 5	...	4,418 . 15
Total	...	4,418 . 15	4,418 . 15

G. V. DAMLE,
Chief Accountant.

M. G. PIMPULKAR,
Municipal Commissioner.

APPENDIX No. 7
Capital Fund Balance Sheet as at 31st March 1960

LIABILITIES.		ASSETS.	
	Rs.	nP.	
Loans Outstanding—			Block Account—
Due to Government—	8,23,300	87	
Due to Public—	4,94,35,300	00	
(Vide details as shown in Appendix No. 11). ...		5,02,58,800	87
Trust Fund Account—			Loan funds—
Donation for School Building at—			Property and Assets at original cost as per Appendix No. 8
New Mandala ...	Rs. 11	nP. 75	
Extension to School at Madh ...	682	56	
		694	31
Surplus—			Trust Fund—
Capital Assets at original cost over Liabilities—			Expenditure as per Appendix No. 8
Sinking Fund on Loans	80,65,642	87	
Loan Redemption Fund	7,08,182	61	
Contribution from Trust Fund	2,85,215	69	
Contribution from Government	61,92,044	19	
Contribution from Budget A	3,00,000	00	
		1,55,51,085	36
Grand Total	6,58,10,580	54	
			Loan and Trust Fund—
			Face Value Rs.
			Rate Rs.
			Book Value Rs.
			3% Government Loan 1963-65
			66,300
			66,300
			3% Conversion Loan 1946-86
			27,800
			Par 27,800 00
			94,100
			94,100 00
			In Fixed Deposits ...
			62,00,000 00
			In Cash ...
			51 24
			* 62,94,151 24
			Grand Total ...
			6,58,10,580 54

† For face Purchase and Market values of securities held in the Sinking Funds, please see appendix No. 16A.

* Includes Rs. 694. 31 being balance on account of Trust Fund.

G V. DAMLE,
Chief Accountant.

M. G. PIMPUTKAR,
Municipal Commissioner.

APPENDIX No. 8
SUMMARY

	Total Capital expenditure upto 31st March 1959.	Expenditure during 1959-60.	Total Capital expenditure upto 31st March 1960.
	Rs.	Rs.	Rs.
(1) Loan Funds.			
I.—General Supervision, Collection of Revenue, etc. ...	3,45,758.13	2,99,413	3,48,752.26
II.—Water Works ...	1,03,79,612.39	19,32,279.75	1,23,11,892.14
III.—Education Primary ...	1,15,910.24	...	1,15,910.24
IV.—Education Secondary ...	14,201.15	313.47	14,514.62
V.—Public Health Department ...	36,893.72	5,433.65	42,327.37
VI.—Medical Relief and Education ...	7,04,364.26	4,79,841.81	11,84,206.07
VII.—Street Cleansing and Conservancy, Road Watering and Halalkhore Service ...	1,75,32,369.22	29,28,636.08	2,04,61,005.30
VIII.—Roads, S. W. Drains and Public Lighting ...	68,88,007.91	17,93,038.19	86,81,046.10
IX.—Mechanical
X.—Buildings, Land Acquisition and Management ...	26,02,838.78	2,92,760.40	28,95,599.18
XI.—Fire Brigade ...	5,43,355.21	2,52,702.34	7,96,057.55
XIII.—Gardens and Open Spaces ...	86,405.60	1,03,965.37	1,90,370.97
XIV.—Markets and Slaughter Houses ...	3,75,617.62	71,020.72	4,46,638.34
XV.—Village Amenities ...	15,60,100.13	2,55,917.78	18,16,017.91
Plant and Machinery ...	11,23,245.38	Cr. 85,231.16	10,38,014.22
Discount and other charges on Loans ...	8,23,218.47	...	8,23,218.47
(1) Loan Funds—Total ...	4,31,31,898.21	80,33,672.53	5,11,65,570.74
(2) Trust Fund ...			
Works Executed ...	2,85,215.69	...	2,85,215.69
Grand Total ...	4,34,17,113.90	80,33,672.53	5,14,50,786.43

(APPENDIX No. 8)
Block Account showing details of Capital
Expenditure upto 31st March 1960.

Name of the Work.	Total Capital Expenditure upto 31st March 1959.	Expenditure during 1959-60.	Total Capital Expenditure upto 31st March 1960.
	Rs. nP.	Rs. nP.	Rs. nP.
I.—GENERAL SUPERVISION, COLLECTION OF REVENUE, Etc.			
Works completed upto 31st March 1958	2,18,618 79	...	2,18,618 79
Works in progress—			
Purchase of land at Kurla and Chembur for Ward Office Building (Land M Wards)	20,410 38	...	20,410 38
Provision of additional floors at Ghatkopar Municipal Ward Office	52,349 28	...	52,349 28
Provision of an additional floor over St. Martin's Building...	54,379 68	2,767 07	57,146 75
Extension of Municipal office Building at Ghatkopar
Construction of an L type office Building in the Compound of Central Municipal office at Waterfield Road Bandra	...	227 06	227 06
Total—Works in Progress	1,27,139 34	2,994 13	1,30,133 47
Total I.—General Supervision, etc.	3,45,758 13	2,994 13	3,48,752 26
II—WATER WORKS.			
Works completed up to 31st March 1959	12,74,697 99	...	12,74,697 99
Works in progress—			
Laying a 6" water main for the Prabhat Colony in T.P.S.No.V of Santacruz	* 32,706 20	...	32,706 20
Providing 12" main along Bombay Agra Road from Ghatkopar to Vikhroli	2,39,791 38	1,674 67	2,41,466 05
Laying a 12" water main along Bombay Agra Road from Powai Road to Bhandup	3,16,719 54	47,571 77	3,64,291 31
Laying a 9" main along Linking Road (Dadabhai Road) from its junction with Juhu Road, upto 9th Road, Khar and 6" mains along North, Main and South Avenues in Gazdar Scheme, Santacruz West...	81,958 24	2,599 66	84,557 90
Overhauling the Distribution Mains at Vile Parle	2,11,754 56	...	2,11,754 56
Providing water-supply to Mohile Village on Vihar Saki Road	32,452 37	...	32,452 37
Enlarging the existing 3" C.I. main in Tilak Road and Upasari Lane from the junction of Khokani Lane to Vallabhbaug Lane to 6" size and extending the same along Tilak Road towards South for 1,000' length	35,393 02	1,291 90	36,684 92
Replacing 8" > 6" water main in Hill Road Bandra, by 12" 9" main from its junction with Chdbunder Road to Chimbei Church	1,07,994 45	7,515 23	1,15,509 68
Enlarging 6" > 5" > 4" > 3 water main along Juhu Road from its junction with Station Road upto Juhu Koliwada to 9" size	2,63,215 48	32,389 16	2,95,604 64
Providing additional hydrants in the suburbs wherever necessary	54,409 59	4,920 20	59,329 79
Construction of 8 Unit staff quarters with sanitary blocks at Vakola for suburban staff	11,379 76	10,609 40	21,989 16
Overhauling the distribution mains at Santacruz	1,58,883 31	...	1,58,883 31
II—Water Works—Works in Progress—Carried over	15,46,657 90	1,08,571 99	16,55,229 89
II—Water Works—Works Completed—Carried over	12,74,697 99	...	12,74,697 99

* In addition to this the expenditure, amounting to Rs. 1,000 has been met from the contribution of the equivalent amount received from Santacruz Refugee Association.

APPENDIX 8—(Contd.)
Block Account showing details of Capital
Expenditure upto 31st March 1960.

Name of the Work.	Total Capital Expenditure upto 31st March 1959.	Expenditure during 1959-60.	Total Capital Expenditure upto 31st March 1960.
	Rs. nP.	Rs. nP.	Rs. nP.
II.—Water Works—Works Completed Brought over ...	12,74,697 99		12,74,697 99
II.—Water Works—Works in Progress—Brought over ...	15,46,657 90	1,08,571 99	16,55,229 89
Laying 4" water main in Vadhavi Village Road ...	6,378 13		6,378 13
Enlarging the existing water main and laying new water mains in Road at Chembur for Chembur Development Scheme ...	1,98,461 06	53,143 08	2,51,604 14
Fabricating and laying 36" > 24" diameter pipe line for proposed Oil Refineries at Trombay ...	12,13,385 40		12,13,385 40
Enlarging 3" > 2" main in Mehtab Lane and Jewish Colony to 6" size and extending it further to Bombay Agra Road ...	35,208 05	4,041 33	39,249 38
Enlarging the existing 6" water main in Pali Malla Road, Bandra to 12" size ...	25,400 35		25,400 35
Construction of Malla Pump House ...	10,183 22		10,183 22
Remodelling water supply distribution system in 'K' Ward ...	3,46,734 75	16,221 80	3,62,956 55
Laying a 12" main along Kurla, Andheri Road from Tansa main to Saki Naka and 9" main along Marol Maroshi Road ...	1,77,357 68	852 14	1,78,209 82
Enlarging the existing 3" C. I. main in Valabhbaug Lane (Ghatkopar) from its junction with Mahatma Gandhi Road upto Tilak Road to 6" size ...	9,318 44		9,318 44
Laying a 4" C.I. main in 7th Road, Chembur ...	11,165 92		11,165 92
Laying small sized mains wherever necessary ...	57,605 54	50,776 52	1,08,382 06
Laying 12" > 9" > 6" water main along Bombay Agra Road, Kurla ...	1,46,703 51	20,433 32	1,67,136 83
Enlarging the existing water main in Danda Village, Bandra ...	46,888 57		46,888 57
Laying a 12" water main along Bombay Agra Road, Bhandup from Town Duty Office towards North upto Greater Bombay Municipal limits ...	1,01,223 61	169 14	1,01,392 75
Laying a 4" water main from Powai Yard along Vlihar Saki Road and Powai Thana Road for a length of 3,600 R.ft. ...	16,854 25		16,854 25
Laying 4" > 2" C.I. water main in Municipal Road leading to the Night Soil Depot off Bombay Agra Road at Ghatkopar for a length of 1,300 R.ft. ...	7,339 06		7,339 06
Enlarging 3" water main to 6" along North Main and South Avenue and providing 4" water main along Western, Central and East Avenue Santacruz ...	34,975 80	5,434 56	40,410 36
Laying a 6" and 4" water mains in certain roads in Khar, Scheme ...	56,224 59		56,224 59
Laying a 4" and 6" water main in Andheri Gaothan (K Ward) ...	13,038 74		13,038 74
Enlarging the existing 3" water within in Saraswati Road, Santa Cruz to 12" > 9" > 6" size and extending it ...	45,258 75	284 46	45,543 21
Laying a 6" water main in Pandya Lane, Juhu ...	8,373 42	6 09	8,379 51
II.—Water Works—Works in Progress—Carried over ...	41,14,736 74	2,59,934 43	43,74,671 17
II.—Water Works—Works Completed Carried over ..	12,74,697 99		12,74,697 99

APPENDIX No. 8—(Contd.).
Block Account showing details of Capital
Expenditure upto 31st March 1960.

Name of the Work.	Total Capital Expenditure upto 31st March 1959.	Expenditure during 1959-60.	Total Capital Expenditure upto 31st March 1960.
	Rs. nP.	Rs. nP.	Rs. nP.
II.—Water Works—Works Completed—Brought over ...	12,74,697 99	...	12,74,697 99
II.—Water Works—Works in Progress—Brought over...	41,14,736 74	2,59,934 43	43,74,671 17
Enlarging the existing water mains and laying new water mains in T.P.S. III, Santa Cruz ...	52,244 90	33,931 00	86,175 90
Enlarging the existing 5" water main along Ghatkopar Mahul Road to 12" size ...	1,50,668 09	Cr. 86 63	1,50,581 46
Laying a 4" water main in Bhattipada Road, Bhandup ...	8,598 24	...	8,598 24
Enlarging the existing 2" C.I. Pipe line in Jiwadaya Lane, Ghatkopar to 6" size ...	16,717 09	...	16,717 09
Providing 9" > 6" water main for Mahul Village ...	1,07,464 44	...	1,07,464 44
Laying 18" > 15" > 12" water main Bandra Ghodbunder Road from its junction with Caves Road Jogeshwari to Greater Bombay Municipal Limits ...	2,94,509 71	10,141 47	3,04,651 18
Laying 18" > 15" > 12" water main along Caves Road, Jogeshwari ...	67,904 82	48,265 39	1,16,170 21
Enlarging the existing 6" and 4" water main Old Nagardas Road and Parsi Panchayat Road to 9" > 6" size and extending it ...	57,404 37	...	57,404 37
Enlarging existing 2" main Marol Village to 4" size ...	12,517 60	...	12,517 60
Laying 18" main along Sion Trombay Road upto Borla Village ...	9,47,902 95	3,33,934 00	12,81,836 95
Laying water mains in Juhu Vile-Parle Development Scheme ...	6,96,681 22	1,18,892 39	8,15,573 61
Laying 12" water main along Military Road and Aerodrome Road, Santa Cruz for A. I. I. Staff ...	1,38,873 91	506 26	1,39,380 17
Laying 9" C.I. main along Kanjur Village Road from its junction with Bombay Agra Road, Bhandup ...	78,256 70	320 82	78,577 52
Laying 6" main in Bamanpuri Road from its junction with Kurla Andheri Road to Bamanpur Village and 3" main inside the village ...	10,482 38	18,009 83	28,492 21
Laying 6" main in passage connecting Swadeshi Mill Road and Sion-Trombay Road ...	25,486 85	188 28	25,675 13
Laying a 6" water main along Irla Road Vile Parle ...	18,115 23	...	18,115 23
Laying 9" water main in Police Station Road and 4" in Ponds Caothan Vile Parle ...	30,763 76	...	30,763 76
Laying 9" water main along Vithalbhai Patel Road (Linking Road) from its junction with Turner Road to its junction with Khar Pali Road in T. P. S. No. III, Bandra ...	54,925 28	323 00	55,248 28
Replacing and extending 3" main along 1st Road Khar by 9" main from Linking Road to Danda Bus Terminus ...	51,890 41	3,357 57	55,247 98
II.—Water Works—Works in Progress—Carried over...	69,36,144 69	8,27,717 81	77,63,862 50
II.—Water Works—Works Completed—Carried over ...	12,74,697 99	...	12,74,697 99

APPENDIX No. 8—(Contd.)
Block Account showing details of Capital
Expenditure upto 31st March 1960.

Name of the Work.	Total Capital Expenditure upto 31st March 1959.		Expenditure during 1959-60.		Total Capital Expenditure upto 31st March 1960.	
	Rs.	nP.	Rs.	nP.	Rs.	nP.
II.—Water Works—Works Completed—Brought over ...	12,74,697	99	12,74,697	99
II.—Water Works—Works in Progress—Brought over ...	69,36,144	96	8,27,717	81	77,63,862	50
Enlarging 3" main on Linking Road, Khar, to 9" size from its junction with Khar Pali Road to 9th Road ...	47,393	41	2,783	10	50,176	51
Enlarging the existing 2" water main along Dixit Road Vile Parle to 6" size and extending it upto Playground Road ...	11,428	90	6,154	58	17,583	48
Laying 4" and 6" water mains in T.P.S. No. III Bandra ...	1,19,224	60	49,942	42	1,69,167	02
Enlarging the existing 2" water main in Playground Road Vile Parle to 9" size and extending it along Dixit Road Extension ...	30,323	25	477	72	30,800	97
Providing a 4" water main in Datta Mandir Lane, Vakola ...	4,898	55	4,898	55
Laying 4" water mains in Lanes off Juhu Road ...	13,455	61	12,610	75	26,066	36
Enlarging the existing 3" water main in Sherlyand Rajan Villages in Bandra to 6" size ...	6,953	12	12,479	68	19,432	80
Enlarging the existing 3" water main in Mount Carmel Road to 6" and providing 4" water main in Rebello Road in Suburban Scheme No. 8 Bandra ...	19,188	04	5,243	50	24,431	54
Providing a 9" water main in Nagardas Cross Road, Andheri ...	11,722	21	11,722	21
Laying 4" and 3" water main in Lanes off Perry Road and Andrews Road, Bandra 'H' Ward ...	9,147	01	37	54	9,184	55
Laying water mains in Andrew's Lane, Cottage Lane, Croft Lane and Gujjar Lane Santa Cruz ...	120	36	14,210	46	14,330	82
Renovating the Stores Room at Bandra ...	2,432	01	2,432	01
Laying 4" water main in Chapel Lane and Tank Street, Santa Cruz ...	14,561	41	4,651	16	19,212	57
Laying two 24" dia. water mains in Linking Road and Pali Danda Road and Hill Road ...	58,360	52	58,360	52
Laying a 24" connection off 24" Tulsi main at Bandra (near Slaughter House) for length of 1,800 R. ft. ...	1,26,855	95	467	23	1,27,323	18
Laying 30" branch connection off 24" Tulsi main at Khar Railway Station upto Pali Hill ...	94,938	84	1,57,888	02	2,52,826	86
Providing 4" and 6" water mains in Khar Village ...	4,723	78	16,688	69	21,412	47
Laying 4" water main in Kiroli Road ...	5,170	02	5,170	02
Extending the 6" water main in Sion Trombay Road for a length of 3,500 R. ft. from Chitah Camp ...	41,048	55	618	38	41,666	93
Enlarging the existing 3" water main in Nowroji Lane Ghatkoper to 6" size ...	26,067	64	26,067	64
Laying 6" water main in T.P.S. II Ghatkoper ...	71,086	16	215	78	71,301	94
Laying a 9" water main near Kherwadi Bandra ...	32,437	44	84	49	32,521	93
Laying water mains in the proposed roads in Kurla Kamgar Co-operative Housing Society ...	4,164	10	5,729	04	9,893	14
Enlarging the existing 5" water main Mahatma Gandhi Road from Sion Trombay Road to Cemetery, Ghatkoper to 12" size ...	1,51,827	99	46,056	64	1,97,884	63
Enlarging and laying water mains for Hindu Friends Society Andheri	Cr. 20	16	Cr. 20	16
Enlarging the existing 3" water main to 9" in Chium Village, Bandra ...	24,607	32	2,106	00	26,713	32
Laying 4" water main Azad Lane, Andheri ...	2,717	66	4,525	99	7,243	65
Conversion of underground hydrants into stand post hydrants ...	5,029	11	770	33	5,799	44
Enlarging water mains in Vile Parle East-North of Hanuman Road ...	81,997	80	31,986	61	1,13,984	41
Laying 6" water main Byramji Jeejeebhoy Road, Bandra	36,475	80	36,475	80
Laying 4" water main in Bulsroyce Colony off Nehru Road, Santacruz ...	2,612	70	10,081	83	12,694	53
Laying 4" water main in Kane Road, Bandra ...	7,165	17	3,815	49	10,980	66
Improving water supply of Carter Road, Perry Cross Road and Danda Village, Bandra ...	51,851	13	73,257	36	1,25,108	49
Laying 12" water main in Turner Road and Perry Road, Bandra ...	96,587	79	22,772	28	1,19,360	07
Laying 9" water main in proposed road connecting Parsi Panchayat Road and Hindu Friends' Society ...	1,427	09	372	24	1,799	33
Laying 4" water main in Tulsi Pipe Road, Vakola	108	15	108	15
Laying 6" water main Station Road and Gazdar Road, Andheri ...	21,382	61	1,993	48	23,376	09
Laying 6" water main Vallabhbai Road and Sarojini Road, Vile Parle (West) ...	5,276	00	15,528	68	20,804	68
Laying 12" water main along Ghatkoper Mahul Road from its junction with Sion Trombay Road to Anik Village. ...	61,303	95	323	78	61,627	73
Total—Works in Progress ..	82,05,632	49	13,68,154	85	95,73,787	34
II.—Water Works—Works Completed Carried over ...	12,74,697	99	12,74,697	99

APPENDIX No. 8—(Contd.)
Block Account showing details of Capital
Expenditure upto 31st March 1960.

Name of the Work.	Total Capital Expenditure upto 31st March 1959.	Expenditure during 1959-60.	Total Capital Expenditure upto 31st March 1960.
	Rs. nP.	Rs. nP.	Rs. nP.
II.—Water—Works Works Completed Brought over ...	12,74,697 99		12,74,697 99
II.—Water—Works Works in progress—Brought over ...	82,05,632 49	13,68,154 85	95,73,787 34
Laying water mains in T. P. S. IV, Bandra ...		24,640 17	24,640 17
Laying 4" water main in Vakola Village, Santa Cruz (East) ...	7,043 42	15,098 13	22,141 55
Laying 4" water mains in 1st and 2nd Gaothan Lanes, Santa Cruz ...		12,194 19	12,194 19
Laying 24" > 18" < 24" water main along Central Salsette Track and Madhavdas Amarsey Road between Tansa main at Sahar and Ghod- bunder Road, Andheri ...	7,25,729 37	1,601 38	7,27,330 75
Laying 6" Feeder main from Ghatkopar Syphon Head to Bombay Agra Road ...	42,399 57	25 98	42,425 55
Laying 4" water mains in new road at Kol-Dongri area, Vile Parle, South of Central Salsette Track ...	10,027 98	24 20	10,052 18
Laying a 6" water main in the proposed road joining Hall Lane and Village Lane, Kurla ...	11,350 29	6,594 16	17,944 45
Laying 9" & 6" water mains in the roads of Rajawad Scheme Ghatkopar ...	13,472 99	9,050 34	22,523 33
Laying a 4" hydrant main lane off New Nagardas Cross Road, Andheri ...	4 91	2,263 58	2,268 49
Providing water mains in Dawood Baug Road Mukund Patil Road and other Lanes on Jayaprakash Road, Andheri ...	5,120 60	19,912 14	25,032 74
Providing water mains in Bhoiwada Cross Road Bandra ...			
Laying a 6" water main in extension of Shradhanand Road, Vile Parle (East) with Standpost hydrants ...	5,492 31	7,838 90	13,331 21
Laying 6" > 4" < 3" water mains in Pali Hill, Bandra ...	15,889 92	22,732 27	38,622 19
Enlarging the existing water mains and providing additional mains in roads in Vile Parle (East) ...	35,273 10	33,819 29	69,092 39
Laying water main in Bajaj Road, North Pond Road Vithalbhai Road, Ansari Road Rashtriya Shala Road and Babubhai Vashi Road, Vile Parle (East) ...	24,571 75	24,756 59	49,328 34
Improving water supply at Willingdon Colony, Santacruz and neigh- bouring areas ...	2,146 23	45,402 59	47,548 82
Laying 4" water mains in lanes in Pali Vlage ...	100 02		100 02
Laying 4" water mains with hydrants in roads off Ghodbunder Road, Bandra and neighbouring areas ...		26,628 39	26,628 39
Laying 24" water main along Ghodbunder Road between Madhavdas Amarsey Road, Andheri and Juhu Road Santa Cruz ...	659 45	34,520 21	35,279 66
Providing water mains in Gazdar Scheme, linking Road, Santacruz and neighbouring areas ...		52,974 00	52,974 00
Laying a 12" water main Central Salsette Road from its junction with Kole Kalyan Road (3,500 R. ft.) ...		78,004 25	78,004 25
Laying 9" A C main in proposed road North of Stanvac Refineries, Trombay ...		40,690 84	40,690 84
Laying water mains in Kantawadi Scheme, Bandra ...		3,241 17	3,241 17
Laying 4" water main Khotwadi, Santacruz West ...		2,250 55	2,250 55
Laying 4" water main in the road leading to Mulgaon and Kali Caves, Andheri ...		18,228 66	18,228 66
Laying water main s in 17th Road and 20th Road, Khar in T.P.S. No. VI, Bandra ...		7,287 02	7,287 02
Laying 4" water main Khimji Lane, Ghatkopar ...		1,329 81	1,329 81
Enlarging the existing 2" main to 4" size in Joshi Lane and laying 4" Lane in Laxmi Narayan (Lane at) Ghatkopar, 'N' Ward ...		2,912 16	2,912 16
Laying 4" man n concrete passage in Khajuri Bhatti at Kurla, 'L' Ward ...		3,872 59	3,872 59
Laying water main s for proposed Housing Colony at Vkhroli, 'N' Ward ...		4,332 55	4,332 55
Laying 3" C.I. main connecting the existing two dead ends in Anandaji Lane at Ghatkopar ...		882 39	882 39
Laying 4" C.I. water main in Mahadeo Praneashwar Lane, Ghatkopar ...			
Enlarging the existing 2" main to 4" size in Kokhani Lane at Ghatkopar, 'N' Ward ...		1,680 83	1,680 83
Enlarging existing 3"-2" main to 6"-4" size in Jayentile Veeashav Road upto Railway Culvert at Ghatkopar, 'N' Ward ...		17,200 94	17,200 94
Laying 9" main for Siddharth Colony near Vakola, Santacruz East ...		2,046 62	2,046 62
Laying 12" main for Jawahar Nagar East of Khar ...		1,701 44	1,701 44
Laying water mains in Kherwadi Scheme andra, 'H' Ward ...		6,911 79	6,911 79
Proposed layout of water mains in proposed development at Kheradi ...		12,888 97	12,888 97
Enlarging 2" main to 6" along Sahar Road and Central Salsette Track for a length of 2,800 Rft. ...		12,668 43	12,668 43
Laying 12" and 6" mains along Chembur Govandi Road upto Industrial Housing Scheme at Station Colony, Chembur (M Ward) ...		5,817 38	5,817 38
Total Works in Progress ...	91,04,914 40	19,32,279 75	1,10,37,194 15
Total, II.—Water Works ...	1,03,79,612 39	19,32,279 75	1,23,11,892 14

APPENDIX No. 6—(Contd.).
Block Account showing details of Capital
Expenditure upto 31st March 1960.

Name of the Work.	Total Capital Expenditure upto 31st March 1959.		Expenditure during 1959-60.		Total Capital Expenditure upto 31st March 1960.	
	Rs.	nP.	Rs.	nP.	Rs.	nP.
III.—EDUCATION—PRIMARY.						
Works Completed upto 31st March 1959	1,15,910	24	1,15,910	24
Works in Progress—						
School Building at Vile Parle East (10 Rooms) and additional floor
Total—Works in Progress
Total—III.—Education—Primary	1,15,910	24	1,15,910	24
IV.—EDUCATION SECONDARY						
Works completed upto 31st March 1959	5,861	30	5,861	30
Works in progress—						
Acquisition of land bearing Plot No. 112 of T.P.S. No. III Vile Parle (West) for construction of a Public Library Building	8,339	85	313	47	8,653	32
Total Works in progress	8,339	85	313	47	8,653	32
Total—IV.—Education Secondary	14,201	15	313	47	14,514	62
V.—PUBLIC HEALTH DEPARTMENT						
Works completed upto 31st March 1959
Work in Progress						
Improvement to the cemeteries in Suburbs	36,893	72	5,433	65	42,327	37
Total Work in Progress	36,893	72	5,433	65	42,327	37
Total V.—Public Health Department	36,893	72	5,433	65	42,327	37
VI.—MEDICAL RELIEF AND EDUCATION.						
Works completed upto 31st March 1959	1,56,467	17	1,56,467	17
Works in progress—						
Construction of a Maternity Home, a Dispensary and a Mobile Hospital unit at Ghatkopar including Staff Quarters	2,80,340	23	2,80,340	23
Construction of a Maternity Home in the Compound of N. J. Wadia Dispensary, Andheri	317	30	3,72,278	76	3,72,596	06
Providing dispensaries in Suburbs	44,560	00	17,039	90	61,599	90
Quarters for Medical Officers and Asstt. Medical Officer—Bhabha Hospital Bandra	25,062	72	Cr. 358	27	24,704	45
Additions and alterations to the Bhabha Hospital, Bandra, for a new Maternity and Labour Ward, etc.	93,124	34	25,830	00	1,18,954	34
Construction of an additional floor over the Hospital Building including alterations on the ground floor Bhabha Hospital, Kurla	37	25	40,771	28	40,808	53
Quarters for Medical Officer and Lady Doctor—Bhabha Hospital Kurla	15,803	68	15,803	68
Construction of a separate out-patient Department at the K. B. Bhabha Hospital, Kurla	50,993	57	50,993	57
Providing a T. B. Clinic at Khar	37,658	00	Cr. 31	15	37,626	85
Acquisition of lands for the proposed Dispensaries at (a) Chunabhatti, Kurla (b) Manikhard 800 square yards, (c) Marol 1,200 square yards, (d) Vakola, Kalina, Santacruz 575 square yards (e) S. No. 50A of Vile Parle at Kol Dargari Andheri (East.) (f) Behind T.B. Clinic T.P. Scheme No. III Bandra Plot No. 5-1A & 5 Khavi Village	24,311	29	24,311	29
Total—Works in progress	5,47,897	09	4,79,841	81	10,27,738	90
Total, VI.—Medical Relief and Education	7,04,364	26	4,79,841	81	11,84,206	07
VII.—STREET CLEANSING AND CONSERVANCY, ROAD WATERING AND HALALKHORE SERVICE.						
Works completed up to 31st March 1952	9,29,162	82	9,29,162	82
Works in progress—						
Construction of quarters for conservancy staff on the land bearing Survey No. 38, Hissa Nos. 2 and 3 at Juhu (36 tenements)	1,89,486	61	822	01	1,90,308	62
Subvention Scheme—Conversion of Basket privies into W.C.'s on full flushing system in Suburbs	4,18,837	15	71,400	00	4,90,237	15
Acquisition of the plot of open land abutting on Agra Road at Kanjur for construction of Refuse Dump for Ghatkopar Area
Sewer in 2nd Hasanabad Lane at Santacruz, in Convent Avenue St. Francis Avenue, and St. Joseph's Avenue	1,02,131	99	1,02,131	99
Total—Works in progress	7,10,455	75	72,222	01	7,82,677	76
VII.—Street cleansing etc., Works completed Carried over	9,29,162	82	9,29,162	82

APPENDIX No. 8—(Contd.)
Block Account showing details of Capital
Expenditure upto 31st March 1960.

Name of the Work.	Total Capital Expenditure upto 31st March 1959.	Expenditure during 1959-60.	Total Capital Expenditure upto 31st March 1960.
	Rs. nP.	Rs. nP.	Rs. nP.
VII.—Street Cleansing, etc.—Works Completed—Brought over ...	9,29,162 82	...	9,29,162 82
VII.—Street Cleansing, etc.—Works in progress—Brought over ...	7,10,455 75	72,222 01	7,82,677 76
Sewage in Ghodbunder Road from Church Avenue to Willingdon Colony and Sewer in South Avenue and Branch Sewers in Road Nos. 10, 11 and 12 and Linking Road ...	2,39,739 88	...	2,39,739 88
Cost of Pumping Station at Kurla ...	4,51,316 20	...	4,51,316 20
Bandra Pumping Station (Bunderwadi) ...	3,29,809 09	...	3,29,809 09
Disposal works at Khar ...	9,72,953 26	...	9,72,953 26
(a) Promising and laying 9" sewers in Dr. Babasaheb Ambedkar Road from junction 1st Road to Khar Pali Road at Khar ...	61,024 57	...	61,024 57
(b) Promising and laying 15"—12" sewers in South Avenue from junction Linking Road to junction 1st Road at Khar ...	1,90,842 99	...	1,90,842 99
(a) Providing and laying 9" sewers in 15th Road at Khar ...	66,331 26	287 96	66,619 22
(b) Providing and laying 9" sewer in 16th Road at Khar ...	78,796 07	...	78,796 07
(c) Providing and laying 9" sewer in 17th Road at Khar ...	66,213 97	...	66,213 97
Laying 24" dia. sewer in Linking Road from junction South Avenue to Manhole No. 17 ...	2,12,529 00	...	2,12,529 00
(a) Laying 24" dia. sewer in Linking Road from Manhole No. 17 to junction Juhu Road ...	1,50,170 32	...	1,50,170 32
(b) Laying 12"—9" sewer along North Avenue, Ghodbunder Road—Tank Road ...	1,06,132 43	...	1,06,132 43
Acquisition of land for construction of quarters for Conservancy Staff at Bhandup (52 tenements)
Construction of public conveniences in the suburbs ...	1,06,152 00	1,23,417 46	2,29,569 46
Providing and laying sewers in portions between South Avenue and Saraswati Road Santacruz—
(a) 9" sewer in Main Avenue with 9" branch connections from East Avenue, Central Avenue and West Avenue ...	73,095 63	...	73,095 63
(b) 9" sewer in West Avenue, Croft Lane, Gujar Lane, St. Andrew's Road and Old Tank Road ...	57,622 95	...	57,622 95
(c) 9"—12" sewers in Station Road and Saraswati Road to join 24" dia. main sewer in Dadabhai Road ...	56,077 63	...	56,077 63
(d) 9" dia. sewer in St. Andrew's Road, Cottage Lane, Old Tank, Road Tank Road, Hasanabad Lane No. 1 joining main sewer in Saraswati Road, Station Road ...	40,896 45	...	40,896 45
Providing and laying main sewer in the proposed 100' Road in Juhu Colony, Dist. No. II between Versova Road and Ghodbunder Road ...	15,52,405 05	881 03	15,53,286 08
Providing and laying sewers in 18th, 19th, 20th, 21st, 1st and 14th Roads at Khar ...	1,92,267 62	...	1,92,267 62
Providing and laying 30"—42" dia. Hume pipe sewers in Mahim Causeway 100—0" proposed promenade Dharavi Road and proposed 100—0" Road in Dharavi Scheme ...	2,62,316 50	924 00	2,61,392 50
Providing new Street connections in the Suburbs ...	1,76,301 27	50,965 12	2,27,266 39
Providing sewerage facilities and sewage Disposal Works at Ghatkopar Sewer works in area (North of Saraswati Road Station Road) bounded by Dadabhai Road on the west and western Railway boundary on the East Santacruz ...	29,47,929 31	14,494 21	29,62,423 52
Providing and laying sewers to drain the proposed tenements at Ghatkopar and Chembur to be constructed under the Subsidized Industrial Housing Scheme of the Government of India ...	4,88,326 50	...	4,88,326 50
Providing and laying sewers to drain the proposed tenements at Ghatkopar and Chembur to be constructed under the Subsidized Industrial Housing Scheme of the Government of India ...	5,50,660 19	3 15	5,50,663 34
Pumping Station and Purification Works for District No. II ...	11,28,322 56	3,287 82	11,31,610 38
Construction of quarters for Conservancy Staff at Kurla ...	1,59,388 20	...	1,59,388 20
Taking over Jay Bharat Sewage Pumping Station at Khar ...	12,240 69	...	12,240 69
VII.—Street Cleansing, etc.—Works in progress—Carried over ...	1,14,40,317 34	2,64,634 76	1,17,04,952 10
VII.—Street Cleansing, etc.—Works Completed—Carried over ...	9,29,162 82	...	9,29,162 82

APPENDIX No. 8—(Contd.)
Block Account showing details of Capital
Expenditure upto 31st March 1960.

Name of the Work.	Total Capital Expenditure upto 31st March 1959.		Expenditure during 1959-60		Total Capital Expenditure upto 31st March 1960.	
	Rs.	nP.	Rs.	nP.	Rs.	nP.
VII.—Street Cleansing, etc.—Works Completed—Brought over ...	9,29,162	82	9,29,162	82
VII.—Street Cleansing, etc.—Works in progress—Brought over ...	1,14,40,317	34	2,64,634	76	1,17,04,952	10
Providing sewerage arrangements for Gazadar Scheme, Saraswati Colony and Adjacent area in Dist. No. 1 at Santacruz ...	2,18,075	00	Cr. 63	00	2,18,012	00
Laying 18" C. I. Rising Main from the proposed Kurla Pumping Station to Dharavi purification works ...	2,21,078	35	2,21,078	35
Treatment works at Ghatkopar ...	8,07,312	41	8,07,312	41
Branch Sewers in Chembur area ...	7,62,266	90	7,62,266	90
Laying 12" rising main from Jayabharat Pumping Station to Khar Purification Works ...	38,079	90	38,079	90
Construction of quarters for Conservancy Staff at Versova including cost of acquisition ...	2,09,613	33	47,174	86	2,56,788	19
Construction of Garages for housing the vehicles of the Conservancy Branch, including acquisition of land ...	1,84,100	31	1,84,100	31
Construction of quarters for Conservancy Staff consisting of 68 tenements and Garage at Ghatkopar
Construction of Night Soil Depot at Ghatkopar Purification Works ...	614	61	5,972	99	6,587	60
Laying branch sewers in Vile Parle ...	11,35,312	23	9,15,877	04	20,51,189	27
Laying 18" dia. H. P. sewer along Dadebhoj Road from junction Juhu Road to the B. E. S. & T. Undertaking Depot ...	1,04,320	04	1,04,320	04
Providing sewerage facilities in Pali Hill area, Bandra ...	67,286	75	22,134	18	89,420	93
Sewerage scheme for the Suburban areas included within the limits of Greater Bombay Dist II (Parle and Andheri), cost of office equipment ...	2,773	69	544	73	3,318	42
Laying sewers to drain the properties of Sindhi Immigrant's Co-op. Housing Society at Chembur ...	178	14	68,841	50	69,019	64
Supplemented works at Sewage Purification works Khar ...	2,764	15	2,950	95	5,715	10
Repairs and renewal of cement concrete pavement and remodelling storm water Drainage arrangement at Santacruz Garage
Laying sewers in portion of T.P.S. III—Santacruz and adjoining area ...	1,60,137	92	2,26,422	80	3,86,560	72
Construction of a night soil depot at sewage disposal work at Khar
Remodelling the existing sewers and laying of new sewers in Kurla ...	3,05,703	31	3,70,352	77	6,76,056	08
Construction of a Pumping Station at Khar ...	60,512	55	3,97,543	86	4,58,056	41
Gas main from the Purification Works at Ghatkopar ...	46,785	38	1,320	06	48,105	44
Laying Subsidiary sewers in portion of T.P.S. III—Ghatkopar ...	89	08	98	74	187	82
Laying internal sewers in Juhu Housing Colony South of Irla Nalla ...	2,06,581	50	21,652	70	2,28,234	20
Laying sewers to drain the Kurla Kamagar Housing Colony at C.S. Track ...	2,59,635	26	1,33,968	45	3,93,603	71
Laying sewers in Junu Lane, Andheri ...	55,915	13	85,882	17	1,41,797	30
Laying sewers in Andheri (West) Area ...	2,46,759	25	2,69,353	41	5,16,112	66
Laying remaining sewers in Juhu Housing Colony	167	41	167	41
Laying sewers in Gazdar Scheme, Santacruz ...	58,210	15	4,608	87	62,819	02
Providing sewerage facilities to the properties bearing Nos. 17 to 22 at Ghatkopar ...	8,575	95	2,209	97	10,785	92
Providing sewerage facilities for the area bounded by Ramji Asar Lane, Central Railway Line and Mahatma Gandhi Road	68 65	16,420	33	16,488	98
Proposed additions to the Municipal Garage of Santacruz for installation of servicing Plant washing platform, etc. ...	139	12	23	89	163	01
Construction of Staff Quarters for Nurses and Compounders of Bhabha Hospital, Kurla
Providing and laying 9" dia. pipe sewer in Goathan to the South of Police Station Road at Vileparke (West)	19,036	70	1,036	70
Providing and laying 9" dia. pipe sewers, in Goathan to the North of Police Station Road at Vileparke (West)
Providing a laying 12" dia. R. C. Pipes sewer along proposed 30' wide Road from Ghatkopar Mahal Road to Municipal Labour Camp, Chembur	88	33	88	33
Conversion of Public conveniences basket system into aqua type on full flushing system
Acquisition of land from S.No. 297(A) (part) and 298A (part) for access to sewage pumping station opposite junction to Belgrami Road to Bombay Agra Road
Providing sewerage arrangements for Municipal Housing Scheme at Vikroli
VII.—Street Cleansing etc.—Works in progress—Carried over ...	1,66,03,206	40	28,77,218	47	1,94,80,424	87
VII.—Street Cleansing etc.—Works completed—Carried over ...	9,29,162	82	9,29,162	82

APPENDIX No. 8—(Contd.)
Block Account showing details of Capital
Expenditure upto 31st March 1960

Name of the Work.	Total Capital Expenditure upto 31st March 1959.	Expenditure during 1959-60.	Total Capital Expenditure upto 31st March 1960.
	Rs. nP.	Rs. nP.	Rs. nP.
VIII.—Roads, S. W. Drains, etc.—Works Completed—Brought over ...	9,29,162 82	...	9,29,162 82
VIII.—Roads, S. W. Drains, etc.—Works in Progress—Brought over ...	1,66,03,206.40	28,77,218.47	1,94,80,424.87
Sewerage scheme for areas between Ghatkopar and Kuria draining to Ghatkopar Purification Works	...	2,388 75	2,388 75
Providing and laying 21"-15"-18"-24" sewer along Kolwad Borla Road and Ghatkopar Mahul Road	...	111 54	111 54
Providing and laying 21" sewer along Ghatkopar Mahul Road from Manhole No. 107 to Manhole No. 101 on 24" R. C. Pipe sewer	...	111 54	111 54
Providing and laying 12" sewer in Sion Trombay Road from Chembur Naka to 24" sewer in Central Salsette Track (East) & a from Central	...	111 54	111 54
Providing and laying 9" dia. stone ware pipe sewer along Ghodbunder (South from junction Vallabhbai Road to its head manhole	...	18,825 45	18,825 45
Providing a laying 12" sewer in continuation of 15" sewer at Chembur, St. Anthony Road (South) to Central Avenue and 9" dia. sewer in two by-lanes of St. Anthony Road (South)	...	29,660 73	29,660 73
Providing sewerage arrangements for Municipal Housing Scheme at Vikhroli	...	208 06	208 06
Total— Works in progress	1,66,03,206.40	29,28,636 08	1,95,31,842 48
Total, VII.—Street Ceasing etc. ...	1,75,32,369.22	29,28,636 08	2,04,61,005 30
VIII.—ROADS, S. W. DRAINS AND PUBLIC LIGHTING.			
Works completed up to 31st March 1959	47,84,745 06	...	47,84,745 06
Works in progress—			
Constructing and grouting Linking Road (Portion) in T P. Scheme, Bandra	1,71,179 06	...	1,71,179 06
Street improvement in different places—set-backs	2,90,123 54	61,940 22	3,51,963 76
Improving the S. W. Drains paved and unpaved in suburban area
(d) Construction of drains in Suburbs	...	6,11,662 99	23,26,089 60
(e) Realignment of drain at Juhu	47,14,426 61	...	47,14,426 61
(f) Remodelling culverts in suburbs
Widening of Santa Cruz Juhu Road from junction of Dadabhoy Road to Juhu Tara Road junction	4,18,508 81	...	4,18,508 81
Cutting down the embankment of the Central Salsette Track East and West Kuria Railway Station and constructing Semigrouted asphalted Roads	1,86,518 78	96,404 29	2,82,923 07
Providing a subway at Andheri Railway Station	62,267 92	...	62,267 92
Construction of Eastern Express High-Way in Greater Bombay Region
Widening of Sion Trombay Road	75,310 23	...	75,310 23
Extension of the Daudbag Road including side-drains so as to join Bharda-wadi Road, Andheri	11,877 13	...	11,877 13
Construction of a road including side-drains in Kol-Dongri Village between salsette Track and Dadabhoy Road including cost of acquisition	19,743 74	...	19,743 74
Widening of Versova Road, Andheri including provision of side-drains in some portion	2,52,780 47	...	2,52,780 47
Construction of a road from Gujarati Mandal Road up to the Railway Culvert No. 31 and Subway below the culvert to the south of Railway Station at Vile Parle including cost of acquisition	2,78,240 53	79,708 20	2,78,948 73
Widening of Nehru Road, Santa Cruz	57,993 96	...	57,993 96
Constructing the road between Chembur and Ghatla Village (West) including cost of acquisition
Construction of approach road to Mankhurd Railway Station off Sion Trombay Road including the access to the Mankhurd Village	32,812 87	...	32,812 87
Constructing Saki Vehar Road from the premises of Messrs. Larson and Toubro to Vehar Lake including provision of Cross Drains	1,82,661 05	19,382 38	2,02,043 43
Widening of Bridge at Kuria Andheri Road over Mithi River between Kuria and Saki Naka	1,54,621 37	...	1,54,621 37
Construction of an approach road to Govandi Railway Station (including cost of acquisition)	16,067 78	...	16,067 78
Widening of (1) Bombay Agra Road and (2) Ghodbunder Road including provision of foot-paths	6,60,065 41	...	6,60,065 41
Providing new access road to Vile Parle (West) Gaonhan including provision of sidedrains and cost of acquisition	18,409 87	1,745 58	20,155 45
Extension of subway at Andheri upto private passage opp. Dhiraj Pen Factory	Cr. 412 35	...	Cr. 412 35
Acquisition of lands for the construction of (1) Eastern and (2) Western Express Highways in Greater Bombay	7,679 64	...	7,679 64
Constructing and improving roads in Paranjpe 'B' Scheme at Vile Parle
Widening of Ghatkopar Mahul Road between Chembur Naka and Ghatkopar cemetery including remodelling of existing culverts and providing cross drains	1,79,077 26	...	1,79,077 26
Widening Kuria Andheri Road between Bombay Agra Road & Railway level crossing at Andheri Station	1,94,959 49	3,423 00	1,98,382 49
Providing a road overbridge on Harbour Branch Railway Lines south of Kuria on the Eastern Express Highway
Improvement of Nalla from Ghodbunder Road to cremation ground at Andheri	49,040 33	...	49,040 33
Extension of C. S. Track upto Chakala Andheri including provision of side drains	25,671 85	...	25,671 85
Reconditioning of corridor Road running North South between Burmah Shell and Stanvac Refineries	21,203 15	...	21,203 15
VIII.—Roads, S. W. Dains, etc.—Works in Progress—Carried over ...	46,91,084 76	8,84,910 40	55,75,995 16
VIII.—Roads S. W. Dsains, etc.—Works Completed—Carried over ...	17,84,745 06	...	17,84,745 06

APPENDIX No. 8—(Concl'd.)
Block Account showing details of Capital
Expenditure upto 31st March 1960.

Name of the work	Total Capital Expenditure upto 31st March 1959.		Expenditure during 1959-60.		Total Capital Expenditure upto 31st March 1960.	
	Rs.	nP.	Rs.	nP.	Rs.	nP.
X.—BUILDINGS, LAND ACQUISITION AND MANAGEMENT.						
Works Completed upto 31-3-1959 ...	4,43,198	82			4,43,198	82
Works in progress—						
Town Planning Scheme in suburbs ...	6,14,634	57	1,51,702	25	7,66,336	82
Acquisition of land at Vikhroli and Chatkopar Scheme ...	10,42,528	31	18,157	38	10,60,685	69
Variation of T.P.S. No. IV Bandra ...	1,07,385	29	2,334	13	1,09,719	42
Variation of T. P. S. No. III Bandra ...	3,93,802	39	51,034	33	4,44,836	72
Construction of roads and SW. Drains etc. in various T.P.S. in Suburbs. ...	1,289	40	97,011	19	98,300	59
Acquisition of filled up tank land at Khar for Housing Scheme ...						
Construct a subway at Vileparle from Ghodbunder Road junction upto Railway boundary near Culvet no. 31 on West T.P.S VI Santa Cruz ...			57,764	00	57,764	00
Acquisition of Plot No. 80 T.P.S. VI, Andheri for Housing Scheme ...			5,037	72	5,037	72
Finalised Town Planning Scheme in Suburbs—						
(a) T. P. Scheme, Bandra No. X ...						
(b) T. P. Scheme, Santacruz No. VI ...			Cr. 23,600	00	Cr. 23,600	00
(c) T. P. Scheme, Chatkopar No. III ...			Cr. 665	00	Cr. 665	00
(d) T. P. Scheme, Bandra No. V ...						
(e) T. P. Scheme, Bandra No. IV ...			Cr. 66,015	60	Cr. 66,015	60
(f) T. P. Scheme, Santacruz No. V ...						
Total—Works in progress ...	21,59,639	96	2,92,760	40	24,52,400	36
Total, X—Buildng, etc. ...	26,02,838	78	2,92,760	40	28,95,599	18
XI—FIRE BRIGADE						
Works Completed upto 31-3-1959 ...	4,93,355	21			4,93,355	21
Works in progress—						
Construction of Fire Brigade Station in M ward ...	50,000	00			50,000	00
Acquisition of land and construction of Fire Brigade Station at Vikhroli. ...			2,52,702	34	2,52,702	34
Total.—Works in progress ...	50,000	00	2,52,702	34	3,02,702	34
Total, XI.—Fire Brigade ...	5,43,355	21	2,52,702	34	7,96,057	55
XIII.—GARDENS AND OPEN SPACES						
Works completed upto 31-3-1959 ...	43,052	23			43,052	23
Works in progress—						
Laying out the Plot No. 318-349 in S. S. Chembur known as Diamond Circle into a garden with Play apparatus ...	43,353	37	19,611	51	62,964	88
Providing public park at Chunabhatti ...			Cr. 5	05	Cr. 5	05
Proposed Garden at Gandhi Maidan on S No. 14 Chembur ...			29,024	40	29,024	40
Open Air Theatre at Linking Road Playground at Bandra ...						
Acquisition of land at Bhandup for a Public Park ...						
Acquisition of two sites one on the east and other on the west of Andheri for Gardens ...						
Garden at Perry Road and Perry X Road at Danda and Raising platform for a Band Stand ...			24,846	76	24,846	76
Gardens at Santa Cruz Gymkhana, Santacruz and providing a raised platform for a Band Stand ...			11,135	99	11,135	99
Providing semi-grounded putways—						
(1) At T.P.S. IV Bandra and						
(2) At Juhu Garden, Santacruz ...			19,351	76	19,351	76
Total.—Works in progress ...	43,353	37	1,03,965	37	1,47,318	74
Total XIII.—Gardens and Open Spaces ...	86,405	60	1,03,965	37	1,90,370	97
XIV.—MARKETS AND SLAUGHTER HOUSES.						
Works completed upto 31st March 1959 ...	42,222	73			42,222	73
Works in progress—						
Acquisition of Plots Nos. 42 and 43 of T.P.S. III of Vile Parle for a market ...						
Remodelling of the Khar Market ...	3,20,519	27	626	55	3,21,145	82
Centralization of Slaughter of Sheep and Goats, at Andheri Market ...	12,875	62	704	17	13,579	79
Acquisition of land and establishing markets thereon at Kurla ...						
Acquisition of Plot and construction of Market in 'M' Ward ...			69,690	00	69,690	00
Acquisition of land for market at Industrial Colony at Chembur ...						
Acquisition and Extension of Andheri Market ...						
Total—Works in progress ...	3,33,394	89	71,020	72	4,04,415	61
Total, XIV.—Markets & Slaughter House ...	3,75,617	62	71,020	72	4,46,638	34
XV.—Village Amenities ...	15,60,100	13	2,55,917	78	18,16,017	91

APPENDIX No. 8—(Concl'd.)
Block Account showing details of Capital
Expenditure upto 31st March 1960.

Name of the Work.	Total Capital Expenditure upto 31st March 1959.	Expenditure during 1959-60.	Total Capital Expenditure upto 31st March 1960.
	Rs. nP.	Rs. nP.	Rs. nP.
PLANT AND MACHINERY			
PLANT AND MACHINERY TO BE PURCHASED OUT OF ADVANCES FROM LOAN FUND			
I.—GENERAL SUPERVISION, ETC.			
Purchase of Mobile Publicity Unit	32,910 07		32,910 07
Purchase of one Motor Lorry for Assessment Department	25,000 00	Cr. 5,000 00	20,000 00
II.—WATER WORKS			
Purchase of 40 H.P. Motor with accessories		5,757 95	5,757 95
Purchase of meters	3,51,037 53	Cr. 63,751 75	2,87,285 78
Purchase of one No Power driven cut out machine for C.I. Pipe upto 18"	3,628 94	Cr. 1,211 00	2,417 94
Petrol driven engine centrifugal Pump for dewatering trenches		2,094 75	2,094 75
Purchase of one Petrol Driven Engine 2" centrifugal Pump for dewatering trenches	1,155 00	Cr. 251 00	924 00
Purchase of one No. Portable Diesel Engine Driven Bucket Pumps	5,629 75	Cr. 938 00	4,691 75
V.—PUBLIC HEALTH DEPARTMENT			
Purchase of Tiffa Tractor, Jeep etc.	7,180 82	Cr. 1,437 00	5,743 82
Purchase of 1 Tool Insecticide Fog Tractor	5,666 12	Cr. 1,135 00	4,531 12
VI.—MEDICAL RELIEF, ETC.			
Provision of a Mobile Dispensary at Ghatkopar	9,612 00	Cr. 4,833 00	4,779 00
Purchase of one Ambulance van for removing maternity cases in suburbs		23,491 16	23,491 16
Purchase of equipments required for the use of the Municipal General Hospital, Ghatkopar		14,784 11	14,784 11
VII.—STREET CLEANSING AND CONSERVANCY ETC			
5 Cesspool Emptiers with Diesel Engine	2,01,505 69	Cr. 1,00,754 00	1,00,751 69
Purchase of 6 Cesspool Emptiers with Diesel Engine		Cr. 2,949 25	
Purchase of 2 scammell three wheeler vehicles for the removal of night soil	2,949 25	Cr. 2,949 25	
Purchase of 1 Street Watering Lorry	17,651 43	Cr. 2,207 00	15,444 43
Purchase of servicing plants for Suburban Vehicles	6,692 67	Cr. 2,676 00	4,016 67
Dewatering Pumps two Nos.	4,788 00	Cr. 956 00	3,832 00
Purchase of one Electric Art Welding Plant		2,285 07	2,285 07
Purchase of Dog Van		9,187 50	9,187 00
VIII.—ROADS S.W. DRAINS AND PUBLIC LIGHTING			
Purchase of 2 Ferry Boats	16,443 00	Cr. 2,349 00	14,094 00
Plant and Machinery taken over from City	3,14,354 86		3,14,354 86
Purchase of 4 Verticle type Portable tar Boilers of 60 gallons Capacity each	1,378 13	Cr. 346 00	1,032 13
Concrete Mixture 1 No.	7,455 00	Cr. 1,491 00	5,964 00
Tar-Boilers of 50 and 200 gallons capacity Nos. 4 of each type		14,511 00	14,511 00
Diesel Motor Truck 3 to 3½ tons capacity for transport of materials—1 No.		34,922 30	34,922 30
XI.—FIRE BRIGADE			
Purchase of new foam and C.O. 2 Crash Tender carrying special equipment for air crashes and oil fires	70,310 56		70,310 56
Purchase of one Jeep for Fire Brigade Department	2,892 87		2,892 87
400/500 Gallons motor pump with extension ladder (35 ft. Ajax type)	31,500 00		31,500 00
Purchase of 1 Motor Ambulance for Andheri Fire Station	3,503 69		3,503 69
Total Plant and Machinery	11,23,245 38	Cr. 85,231 16	10,38,014 22
Discount and other charges on Loans—			
Discount and other charges on the loan of Rs. 20 lakhs in 1950-51	1,00,596 25		1,00,596 25
Discount and other charges on the loan of Rs. 25 lakhs in 1951-52	55,477 81		55,477 81
Discount and other charges on the loan of Rs. 25 lakhs in 1952-53	1,01,538 62		1,01,538 62
Discount and other charges on the loan of Rs. 20 lakhs in 1953-54	45,000 00		45,000 00
Discount and other charges on the loan of Rs. 55 lakhs in 1954-55	96,250 00		96,250 00
Discount and other charges on the loan of 50 lakhs in 1955-56	1,09,677 19		1,09,677 19
Discount and other charges on the loan of 42 lakhs in 1956-57	63,000 00		63,000 00
Discount and other charges on the loan of 60 lakhs in 1957-58	1,41,450 55		1,41,450 55
Discount and other charges on the loan of 60 lakhs in 1958-59	1,10,228 05		1,10,228 05
Total—Discount and other charges	8,23,218 47		8,23,218 47
TRUST FUND.			
Works completed up to 31st March 1959—	2,85,215 69		2,85,215 69
Total—Trust Fund	2,85,215 69		2,85,215 69

G. V. DAMLE,
Chief Accountant.

M. G. PIMPUTKAR,
Municipal Commissioner.

Appendix No. 9

Statement Showing (1) the total amount of Municipal Loans raised (2) the expenditure incurred thereagainst and (3) the invested balances of the Loans on 31st March 1960.

(1)	Amount available for expenditure.	I.—General Supervision, Collection of Revenue etc.	II.—Water Works.	III.—Education —Primary.	IV.—Education —Secondary.	V.—Public Health Department	VI.—Medical Relief and Education.	VII.—Street Cleansing and Conservancy etc.	VIII.—Roads, S. W. Drains and Public Lighting.	X.—Buildings, Land Acquisition, and Management.	XI.—Fire Brigade.	XIII.—Gardens and Open Spaces.	XIV.—Markets and Slaughter House	XV.—Village Amenities	Advances for purchase of Plant and Machinery	Discount and other charges.	Total amount expended on works upto 31-3-1959.	Balance unexpended on 31st March 1959.
(1)	(2)	(3)	(4)	(5)	(6)	(7)	(8)	(9)	(10)	(11)	(12)	(13)	(14)	(15)	(16)	(17)	(18)	(19)
	Rs.	Rs.	Rs.	Rs.	Rs.	Rs.	Rs.	Rs.	Rs.	Rs.	Rs.	Rs.	Rs.	Rs.	Rs.	Rs.	Rs.	Rs.
Total of different Municipal Loans raised (as per Annual Account for 1958-59)	3,84,65,983.48																	
Amount of Loan raised from Public in 1959-60	1,25,00,000.00																	
Amount of Contribution received from Government as per Annual Accounts for 1958-59	46,92,044.19																	
—Do.— 1959-60	15,00,000.00																	
Contribution from Budget 'A'	3,00,000.00																	
	5,74,59,027.67	3,48,752.26	1,23,11,892.14	1,15,910.24	14,514.62	42,327.37	11,84,206.07	2,04,61,005.30	86,81,046.10	28,95,599.18	7,96,057.55	1,90,370.97	4,46,638.34	18,16,017.91	10,38,014.22	8,23,218.47	5,11,65,570.74	62,93,456.93

G. V. DAMLE,
Chief Accountant.

M. G. PIMPUTKAR,
Municipal Commissioner.

APPENDIX No. 10

Sinking Fund

Statement showing the Actual Investments on account of the Sinking Fund of different Municipal Suburbs Loans upto 31st March 1960, compared with the amounts which should have accumulated upto that date on the basis of the Fixed Instalments and the sums set aside as Sinking Fund as on 31st March 1960.

Name of Loan.	Amount raised.	When raised.	When repayable.	Amount of Annual Sinking Fund Instalment.	Date when Sinking Fund commenced.	Amount of Sinking Fund which should have accumulated upto 31st March 1960 at compound interest.
(3% basis)	Rs.			Rs.		Rs. nP.
For Underground drainage Scheme, Kurla ...	1,65,500	15-1-1937	15-1-1967	3476	1-3-1938	1,13,094 00
4½% for laying underground drain in Bandra and Khar areas ...	4,00,000	15-8-1935	15-11-1965	8,408	15-8-1936	2,94,862 00
4% Loan Do. Do. ...	3,00,000	20-3-1939	15-11-1965	7,782	20-3-1940	2,23,354 00
4% Municipal Suburbs Loans—	2,22,000	30-3-1940		6,089	30-3-1941	1,63,631 00
For construction of quarters for Conservancy Staff, Bandra. ...	48,000	July 1939	15-7-1969	1,008	1-3-1941	27,162 00
For repayment to Government of the cost of the Khar Water Supply Scheme (Bandra) ...	1,00,000	4-3-1942	15-7-1972	2,102	1-3-1943	49,333 00
3½% Rs. 20 lakhs Bombay Municipal Suburbs Loan of 1950-51 for financing Capital Works such as Water Works etc. ...	20,00,000	1-3-1951	1-3-1966	1,07,534	1-3-1952	10,95,171 00
3½% Rs. 25 lakhs Bombay Municipal Suburbs Loan of 1951-52 for financing Capital Works such as Water Works etc. ...	25,00,000	3-10-1951	3-10-1966	1,34,418	3-10-1952	12,13,020 00
(3½% basis)						
4% Rs. 25 lakhs Bombay Municipal Suburbs Loan of 1952-53 for financing capital works such as water works etc. ...	25,00,000	1-9-1952	1-9-1964	1,68,781	1-9-1953	13,51,949 00
4% Rs. 20 Lakhs Bombay Municipal Suburbs Loan 1953-54 for financing Capital Works such as waterworks etc. ...	20,00,000	1-9-1953	1-9-1963	** 68,924	1-9-1954	4,64,247 00
4% Rs. 55 Lakhs Bombay Municipal Suburbs Loan 1954-55 for financing Capital Works such as Waterworks etc. ...	55,00,000	16-10-1954	1-9-1964	** 1,89,542	16-10-1955	10,43,847 00
(3½% basis)						
4% Rs. 50 Lakhs Bombay Municipal Suburbs Loan 1955-56 for financing Capital Works such as Water works etc. ...	50,00,000	15-9-1955	15-9-1967	** 1,76,806	15-9-1956	7,59,356 00
4% Rs. 42 Lakhs Bombay Municipal Suburbs Loan 1956-57 for financing Capital Works such as Water works etc. ...	42,00,000	15-10-1956	15-10-1968	** 1,48,517	15-10-1957	4,68,730 00
4½% Rs. 60 Lakhs Bombay Municipal Suburbs Loan of 1957-58 for financing Capital Works such as Water works etc. ...	60,00,000	1-11-1957	1-11-1969	** 2,12,167	1-11-1958	4,38,056 00
4½% Rs. 60 Lakhs Bombay Municipal Suburbs Loan of 1958-59 for financing Capital Works such as Water Works etc. ...	60,00,000	11-8-1958	11-8-1970	** 2,12,167	11-8-1959	2,16,292 00
Total ...						79,22,104 00

** Annual Sinking Fund instalment on 20 year's basis.

	AMOUNT ACTUALLY INVESTED UPTO 31ST MARCH 1960.				Amount of Interest accrued upto 31st March 1960, to be collected and invested in 1960-61.	Total of Columns 5 and 6
	Amount of Sinking Fund invested upto 31st March 1959.	Sinking Fund Instalments paid in 1959-60.	Interest, etc., accumulations invested in 1959-60.	Total.		
(1)	(2)	(3)	(4)	(5)	(6)	(7)
	Rs. nP.	Rs. nP.	Rs. nP.	Rs. nP.	Rs. nP.	Rs. nP.
Sinking Funds ...	63,34,998 65	14,47,721 00	2,82,923 22	80,65,642 87		
Deduct : with drawn for repayment of Loans.			
Total Sinking Funds ...				80,65,642 87		
In Public Securities as detailed in Appendix No. 16-A ...				80,65,611 37		
In Cash with the State, Bank of India, Dadar ...				31 50		
Total ...				80,65,642 87	57,229 44	81,22,872 31

* The Market Value of the securities on 31st March 1960 is Rs. 81,54,673 50 as shown in Appendix No. 16A and after adding the cash balance of Rs. 31-50 and the interest accrued on the securities upto 31st March 1960 amounting to Rs. 57,229.44 the total amount of Sinking Fund is Rs. 82,11,934.44.

G. V. DAMLE,
Chief Accountant.

M. G. PIMPOTKAR,
Municipal Commissioner.

APPENDIX

Statement showing Outstanding Loans due by the Municipality (Suburban Area), the Interest paid by the State Bank of India and in office during the year and the balance

Serial No.	Particulars of Loans.	Rate of Interest.	Balance due on 1-4-1959.		Amount raised in 1959-60.		Total.		
(1)	(2)	(3)	(4)	(5)	(5)	(6)	(6)		
		Rs.	Rs.	nP.	Rs.	nP.	Rs.	nP.	
	Loans raised from Government.								
1	Loan for laying pipe line for Oil Refineries at Trombay, 1st instalment; Rs. 15 lakhs ...	4 %	9,69,459	49	9,69,459	49	
	Loans raised from the Public.								
1	Loan for laying underground Drain in Bandra and Khar Area (Bandra).	4 1/2 %	4,00,000	00	}	}	9,22,000	00@	
		4 %	3,00,000	00					
2	Loan for construction of quarters for Conservancy Staff (Bandra) ...	4 %	2,22,000	00	48,000	00@	
3	Loan for repayment to Government of the cost of the Khar Water Supply Scheme (Bandra)...	4 %	48,000	00	1,00,000	00@	
4	Loan for underground drainage scheme (Kurla) ...	4 1/2 %	1,00,000	00	1,65,500	00@	
5	Rs. 20 lakhs Bombay Municipal Suburbs Loan of 1950-51 for financing Capital Works such as Water Works, Roads, etc., pertaining to Budget 'D' ...	3 1/2 %	1,65,500	00	20,00,000	00@	
6	Rs. 25 lakhs Bombay Municipal Suburbs Loan of 1951-52 for financing Capital Works such as Water Works, Roads, etc., pertaining to Budget 'D' ...	3 3/4 %	25,00,000	00	25,00,000	00@	
7	Rs. 25 lakhs Bombay Municipal Suburbs Loan of 1952-53 for financing Capital Works such as Water Works, Roads, etc pertaining to Budget 'D' ...	4 %	25,00,000	00	25,00,000	00@	
8	Rs. 20 lakhs Bombay Municipal Suburbs Loan of 1953-54 for financing capital Works such as Water Works, Roads, etc. pertaining to Budget 'D' ...	4 %	20,00,000	00	20,00,000	00@	
9	Rs. 55 Lakhs Bombay Municipal Suburbs Loan of 1954-55 for financing Capital Works such as Water Works, Roads, etc., pertaining to Budget 'D' ...	4 %	55,00,000	00	55,00,000	00@	
10	Rs. 50 Lakhs Bombay Municipal Suburbs Loan of 1955-56 for financing Capital Works Such as Water Works, Roads, etc., pertaining to Budget 'D' ...	4 %	50,00,000	00	50,00,000	00@	
11	Rs. 42 lakhs Bombay Municipal suburbs Loan of 1956-57 for financing Capital Works such as Water Works, Roads etc. pertaining to Budget 'D'...	4 %	42,00,000	00	42,00,000	00@	
12	Rs. 60 lakhs Bombay Municipal suburbs Loan of 1957-58 for financing Capital expenditure such as Water Works, Roads etc., pertaining to Budget 'D' ...	4 1/2 %	60,00,000	00	60,00,000	00	
13	Rs. 60 Lakhs Bombay Municipal Subs Loan of 1958-59 for financing Capital expenditure such as Water Works Roads etc. Pertaining to Budget 'D' ...	4 1/2 %	60,00,000	00	60,00,000	00	
14	Rs. 1 Crore 25 lakhs Bombay Municipal Subs Loan of 1959-60 for financing capital expenditure such as Water Works Road etc. Pertaining to Budget 'D' ...	4 %	1,25,00,000	00	1,25,00,000	00	
	Total ...		3,79,04,959	49		1,25,00,000	00	5,04,04,959	49

@ As under the terms of these loans the bonds cannot be repaid to the holders before the dates stipulated in the debentures,

G. V. DAMLE,
Chief Accountant.

No. 11

Outstanding on 1st April 1958 on the different Loans, the amount payable for the year 1959-60, the amount outstanding on 31st March 1960.

Amount repaid in 1959-60.		Balance due on 31-3-1960.		Interest outstanding on 1-4-1959.		Interest payable in 1959-60.		Total Interest due.		Deduct—Interest paid.		Outstanding Balance on 31-3-1960.	
(7)		(8)		(9)		(10)		(11)		(12)		(13)	
Rs.	nP.	Rs.	nP.	Rs.	nP.	Rs.	nP.	Rs.	nP.	Rs.	nP.	Rs.	nP.
1,46,158	62	8,23,300	87	430	87	38,713	42	39,144	29	38,778	38	365	91
...		9,22,000	00	807	75	38,880	00	39,687	75	38,486	25	1,201	50
...		48,000	00	...		1,920	00	1,920	00	1,860	00	60	00
...		1,00,000	00	...		4,000	00	4,000	00	4,000	00	...	
...		1,65,500	00	2,085	75	7,447	50	9,533	25	6,597	00	2,936	25
...		20,00,000	00	1,868	75	65,000	00	66,868	75	64,057	50	2,811	25
...		25,00,000	00	...		93,750	00	93,750	00	93,750	00	...	
...		25,00,000	00	14,700	00	1,00,000	00	1,14,700	00	94,540	00	20,160	00
...		20,00,000	00	...		80,000	00	80,000	00	80,000	00	...	
...		55,00,000	00	...		2,20,000	00	2,20,000	00	2,20,000	00	...	
...		50,00,000	00	4,490	00	2,00,000	00	2,04,490	00	1,91,634	00	12,856	00
...		42,00,000	00	...		1,68,000	00	1,68,000	00	1,68,000	00	...	
...		60,00,000	00	212	50	2,55,000	00	2,55,212	50	2,55,212	50	...	
...		60,00,000	00	637	50	2,55,000	00	2,55,637	50	2,53,725	00	1,912	50
...		1,25,00,000	00	...		2,50,000	00	2,50,000	00	6,350	00	2,43,650	00
1,46,158	62	5,02,58,800	87	25,233	12	17,77,710	92	18,02,944	04	15,16,990	63	2,85,953	41

The Sinking Fund has been invested as shown in detail in Appendix No. 10.

M. G. PIMPUTKAR,
Municipal Commissioner.

APPENDIX No. 12
Statement of Advance for 1959-60.

Name of Account.	Opening Balance on 1st April 1959	Debits during 1959-60.	Total.	Credits during 1959-60.	Closing Balance on 31st March 1960.
	Rs.	Rs.	Rs.	Rs.	Rs.
Departmental Works					
Water Works	72,678	41,439	1,14,117	13,036	1,01,081
Roads Buildings and Drainage	16,32,589	9,02,190	25,34,779	4,07,863	21,26,916
Total	17,05,267	9,43,629	26,48,896	4,20,899	22,27,997
Private Works					
Water Works	48,603	21,515	70,118	7,517	62,601
Roads Buildings and Drainage	2,02,800	45,756	2,48,556	59,269	1,89,287
Total	2,51,403	67,271	3,18,674	66,786	2,51,888
Municipal Officers—					
Dishonoured Cheques	...	5,48,108	5,48,108	5,48,108	...
Standing Advances for Contingent Expenses	16,977	4,500	21,477	1,110	20,367
Motor Cars and Motor Cycles to Officers	36,836	20,000	56,836	21,272	35,566
Cycle Advances to Subordinates
Total	53,813	5,72,608	6,26,422	5,70,490	55,931
Advances—Sundries and Miscellaneous	21,91,578	15,20,690	37,12,268	8,46,122	28,66,146
Municipal contractors	828	1,876	2,704	...	2,704
Advances Sundries cost of revision of grades of Suburban Staff
Demolition of Shed	3,414	125	3,539	...	3,539
Advances for Improvement of private streets	1,64,732	...	1,64,732	280	1,64,452
Purchase of Petrol and Diesel oil	36,982	1,44,116	1,81,098	68,142	1,12,956
Total	23,97,534	16,66,807	40,64,341	9,14,544	31,49,797
Grand Total	44,08,017	32,50,315	76,58,332	19,72,719	56,85,613

G. V. DAMLE,
Chief Accountant.

M. G. PIMPUTKAR,
Municipal Commissioner.

APPENDIX No. 13
Statement of Deposit Account for 1959-60

Name of Account.	Opening Balance on 1st April 1959.	Credits during 1959-60.	Total.	Debits during 1959-60.	Closing Balance on 31st March 1960.
	Rs.	Rs.	Rs.	Rs.	Rs.
A.—Cash Deposits from Contractors, etc.—					
(1) From Contractors	4,02,002	1,63,772	5,65,774	1,32,148	4,33,626
(2) From Tenderers	1,03,980	2,92,600	3,96,580	2,70,090	1,26,490
B.—Cash Deposits from Private Parties received through Departmental Officers—					
(1) Deputy City Engineer,	7,12,023	79,040	7,91,063	1,95,951	5,95,112
(2) Executive Engineer, Water Works	8,40,044	4,77,028	13,17,072	82,245	12,34,827
(3) Deputy Assessor and Collector	9,74,658	36,16,419	45,91,077	33,81,026	12,10,051
(4) Deputy Executive Health Officer	26,555	28,899	55,454	20,151	35,303
(5) Assistant Superintendent of Licenses	3,83,347	1,16,682	5,00,029	1,03,119	3,96,910
(6) Assistant Superintendent of Markets	56,148	13,095	69,243	19,136	50,107
(7) Assistant Head Supervisor	11,143	6,961	18,104	5,300	12,804
(8) Deputy Municipal Commissioner	12,014	1,047	13,061	92	12,969
(9) A.E.N. Ward—	69,829	33,307	1,03,136	8,116	95,020
(10) A. E. T. P. Schemes	8,91,390	3,20,799	12,12,189	67,644	11,44,545
(11) Insecticide Officer	9,725	7,566	17,291	10,745	6,546
(12) C. L.	2,894	1,014	3,908	670	3,238
(13) C. O. Fire Brigade
(14) Superintendent of Gardens	1,319	1,319	936	383
C.—Other Cash Deposits	25,35,640	23,03,638	48,39,278	11,83,073	36,56,205
D.—Cash Deposits from Lessees					
E.—Paper Deposits kept in Office—					
(1) From Contractors, etc.	12,550	1,17,850	1,30,400	69,100	61,300
(2) From Tenderers	20,000	78,200	98,200	55,200	43,000
(3) Investment of Municipal Fund
(4) Securities held under objection	25,000	...	25,000	...	25,000
F.—Paper Deposits from Municipal Employees and Contractors lodged with the Imperial Bank of India					
	4,53,500	93,300	5,46,800	1,29,450	4,17,350
G.—Paper Deposits from Lessees etc., lodged with the Imperial Bank of India & Reserve Bank					

H.—Sales Tax					
	179	411	590	271	319
I.—Cash deposit from retired Municipal employees opting for Pension					
	2,08,312	...	2,08,312	1,083	2,07,229
Total ...	77,50,933	77,52,947	1,55,03,880	57,35,546	97,68,334

G. V. DAMLE,
Chief Accountant.

M. G. PIMPUTKAR,
Municipal Commissioner.

APPENDIX No. 14

Statement showing Interest accrued but not paid in respect of the following Municipal Loans credited to Suspense Account pending adjustment in their respective years of repayment, outstanding on 31st March 1960.

Year of Adjustment.	Particulars of Loans.	Amount of Interest accrued but not paid outstanding.		Date of Maturity of the Loan.
		Rs.	nP.	
1951-52	... 3¼% Rupees 20 Lakhs Loan (1950-51) ...	5,416	69	1st March 1966.
1952-53	... 3¼% Rupees 25 Lakhs Loan (1951-52) ...	46,354	19	3rd October 1966.
1953-54	... 4½% Bandra Municipal Loan Rs. 4 Lakhs out of Rs. 9.22 Lakhs (1935).	6,750	00	15th November 1965.
Do	... 4% Bandra Municipal Loan Rs. 3 Lakhs out of Rs. 9.22 Lakhs (1939).	4,500	00	Do.
Do.	... 4% Bandra Municipal Loan Rs. 2.22 Lakhs out of Rs. 9.22 Lakhs (1940).	3,330	00	Do.
Do.	... 4% Rs. 48,000 Loan Bandra Municipl Loan (1941)	400	00	15th July 1969.
Do.	... 4% Rs. 1 Lakh Loan—Bandra Municipal Loan (1942).	833	31	15th July 1972.
Do.	... 4½% Rs. 1,65,500 Loan—Kurla Municipal Loan (1937).	1,551	56	15th January 1967.
Do.	... 4% Rs. 25 Lakhs Loan (1952-53) ...	8,333	31	1st September 1964.
1954-55	... 4% Rs. 20 Lakhs Loan (1953-54) ...	6,666	69	1st September 1963.
1955-56	... 4% Rs. 55 Lakhs Loan (1954-55) ...	18,333	33	1st September 1964.
1956-57	... 4% Rs. 50 Lakhs Loan (1955-56) ...	8,333	34	15th September 1967.
1957-58	... 4% Rs. 42 Lakhs Loan (1956-57). ...	77,000	00	15th October 1968.
1958-59	... 4½% Rs. 60 Lakhs Loan (1957-58). —	1,06,250	00	1st November 1969.
1959-60	... 4½% Rs. 60 Lakhs Loan (1958-59). ...	35,416	66	11th August 1970.
	Total ...	3,2,9469	08	

G. V. DAMLE,
Chief Accountant.

M. G. PIMPUTKAR,
Municipal Commissioner

APPENDIX No. 15

Statement showing the Amounts of the Receipts and Expenditure respectively credited and debited to the Municipal Fund during the year 1959-60 and the Balance at the credit of the Fund at the close of the year 1959-60 (i.e., 31st March 1960).

	Details.		Total.	
	Rs.	nP.	Rs.	nP.
RECEIPTS—A.—REVENUE ACCOUNT.				
I.—General Tax, Indirect Taxation and Miscellaneous Revenue—				
A.—General Tax	83,23,564	23		
B.—Grants-in-aid in respect of fines for offences against the law	4,067	04		
C.—Interest and profit on Investment of Surplus Loans and other balances	4,65,059	60		
D.—Miscellaneous	59,174	67	88,51,865	54
2. Water Works—Water Tax and other Miscellaneous Water Works Revenue	69,20,745	73
3. Education—Primary	326 41
4. Education—Secondary	21,189	93
5. Public Health Department	12,689	80
6. Medical Relief and Education		
7.—Street Cleansing and Conservancy, Road Watering and Halalkhore Service—				
A.—Halalkhore Tax	10,45,509	21		
B.—Miscellaneous	38,734	59		
C.—Veterinary Department	3,964	45	10,88,208	25
8. Roads, Storm water Drains and Public Lighting				
A.—Wheel Tax and Government Contribution in lieu of Tolls	5,09,702	79		
B.—Ground Rent	3,127	48		
C.—Miscellaneous	73,429	51		
D.—Ferry Receipts	20,776	63	6,07,036	41
9. Mechanical	5,460	58
10. Buildings, Land Acquisition and Management—				
A.—Sale Proceeds of Surplus Land	45,583	91		
B.—Rent of Buildings	15,964	53		
C.—Ground Rent	2,326	44		
D.—Miscellaneous	28,401	00		
E.—Rent of Municipal Land at Khar etc.	92,275	88
11. Fire Brigade—				
A.—Fire Tax	3,53,022	22		
B.—Other Receipts	1,839	89		
			3,54,862	11
12. Licensing, Removal of Encroachments on Public Streets and Administration of Shops and Establishment Act, 1948 and Theatre Tax—				
A.—Licences for Dangerous and Offensive Trades	2,67,848	83		
B.—Removal of Encroachments on Public Streets, Licences for squatters and Hawkers and fees for removal of encroachments	67,937	41		
C.—Grants-in-aid from Government for the Administration of Shops and Establishment Act, 1948	16,370	09		
D.—Miscellaneous	85,340	16		
E.—Receipts from Theatre Tax	1,03,216	54		
F.—Parking fees	5,40,713	03
13. Gardens and Open Spaces	2,800	72
14. Markets and Slaughter Houses	6,21,415	85
15. Contribution from Capital Funds to Revenue on account of Loan Works Staff	4,30,441	39
16. Rebate from Government on account of Collection of the Urban Immoveable Property Tax in the Suburbs	36,098	86
17. Grants-in-aid from Government	18,65,953	29
18. Share from Budget 'A' for Town Duties under Section 123(B)2	16,41,806	00
Total—Revenue Receipts	2,30,93,889	78

V2311,614
K0.2
79982

APPENDIX NO. 15—(Contd.)

	Details.		Total.	
	Rs.	nP.	Rs.	nP.
RECEIPTS—B.—CAPITAL ACCOUNT.				
Capital Receipts—				
Debt Principal	Dr.	1,46,158	62	
New Loan 1959-60		1,25,00,000	00	
Trust Funds		...		
Contribution from Govt. equal to 1/3rd of the Exp. etc.		15,00,000	00	
Contribution from Hospital Fund of Budget 'A'		...		
Total—Capital Account Receipts				1,38,53,841 38
RECEIPTS—C.—SUSPENSE ACCOUNT.				
I.—Sinking and Special Fund Accounts—				
Sinking and Special Fund Accounts		17,45,038	69	
Loan Redemption Fund		1,46,158	62	
				18,91,197 31
II.—Paper and Cash Accounts—				
(1) Sinking Funds		1,09,012	78	
(2) Special Funds		5,731	30	
(3) Surplus Funds		22,44,255	46	
(4) Loan Funds		805	53	
State Bank of India and Other Local Banks on account of Sundry Deposits		3,41,65,627	32	
				3,65,25,432 39
III.—Suspense Accounts—				
Deposit Account		77,52,947	05	
Advances for demolition of unauthorised structures and for removal of unsafe buildings in the suburbs		...		
Advances for improvement of Private streets		280	02	
Advances for purchase of Petrol		68,142	45	
Advances for Departmental Works		4,20,899	06	
Advances for Private Works		66,785	36	
T. P. Schemes		...		
Advances Sundries Miscellaneous Advances		8,46,121	95	
Advances cost of Revision of Grades		...		
Advances Municipal Contractors		...		
Advances loss or gain due to conversion to Decimal coinage		...	0 11	
Advances—Municipal Officers—				
(a) Dishonoured Cheques		5,48,107	40	
(b) Standing Advances for Contingent Expenses		1,110	00	
(c) Motor Cars and Motor Cycles to Officers		21,271	50	
(d) Cycle advances to Subordinates		...		
Provident Fund (Suburbs)		13,70,140	83	
Interest Receivable Account		...		
Greater Bombay Suburbs Municipal Corporation Loan		...		
Interest Warrants Payable Account		3,12,332	50	
Interest accrued but not paid		35,416	66	
Cash Bills Outstanding Account		10,411	50	
Cheques Payable		5,25,58,640	42	
Plant and Machinery to be purchased out of S. C. B.		94,120	44	
Wages Deposit Account		8,29,606	96	
Advances out of Surplus Cash Balance for financing the expenditure on Capital Works Loan Funds		...		
				6,49,36,334 21
Total—Suspense Account Receipts—I, II, III.				10,33,52,963 91
EXPENDITURE—A.—REVENUE ACCOUNT.				
I.—General Supervision, Collection of Revenue, etc.—				
A.—General Superintendence—				
(a) Corporation & Standing Committee		86,752	91	
(b) Chief Auditor's Establishment		41,458	20	
(c) Municipal Commissioner's Office		56,564	05	
(d) Audit and Accounts		2,41,691	02	
(e) Public Relations Department		43,022	43	
B.—Collection of Revenue—(a) Property and Wheel Tax Establishment				
		3,71,268	34	
C.—Upkeep and guarding of Municipal Offices				
		29,755	20	
D.—Miscellaneous Charges				
		33,676	00	
E.—Election expenses				
		3,303	81	
F.—New Works				
		15,140	49	
G.—P. F. Pension etc.				
		65,048	47	
H.—Debt Charges				
		30,493	00	
				10,18,173 92
Carried forward				10,18,173 92

APPENDIX No. 15—(Contd.)

	Details.		Total.	
	Rs.	nP.	Rs.	nP.
Brought over ...			10,18,173	92
EXPENDITURE—A.—REVENUE ACCOUNT—(Contd.)				
II.—Water Works—				
A.—Maintenance	49,62,750	73		
B.—New Works		
C.—Debt Charges	8,26,362	76		
D.—P. F. & Pensions etc.	32,446	23		
E.—Praportionate cost etc.	2,02,758	09		
			60,24,317	81
III.—Education—Primary				
IV.—Education—Secondary				
V.—Public Health Department—				
A.—General Superintendence	9,75,655	18		
B.—Supply of Milk and Snacks to undernourished needy children attending Municipal Schools.	2,85,260	88		
C.—New Works		
D.—P. F. Pension etc.	32,861	90		
E.—Debt Charges	5,151	63		
VI.—Medical Relief and Education—				
A.—Hospitals and Maternity Homes—				
(a) Hospitals				
(i) K. B. Bhabha Hospital, and Sir C. J. R. Dispensary, Bandra	2,86,540	91		
(ii) K. B. Bhabha Hospital, Kurla	1,66,416	00		
(iii) M. G. H. Rajawadi-Ghatkoper	1,77,472	13		
(iv) Medico Social Centres	990	00		
(b) Maternity Homes	1,62,596	39		
B.—Dispensaries—				
(a) Dispensary, for out patients (Allopathic)	2,08,191	40		
(b) Municipal Mobile Dispensary at Rajawadi Ghatkoper	23,474	43		
(c) Municipal Mobile Dispensary at Andheri		
(d) Mobile Hospital (Dispensary)	48,000	00		
C.—Clinics	39,916	09		
D.—Medical and Nursing Assistance to poor people in their houses		
E.—Clinics for treatment of leprosy cases	6,265	34		
F.—New Works	7,533	29		
G.—Grant in aid to Public Institutions	48,331	00		
H.—P. F. Pension etc.	20,072	75		
I.—Debt Charges	66,462	42		
VII.—Street Cleansing and Conservancy, Road Watering and Halalkhore Service—				
A.—Street Cleansing and Conservancy	1,51,382	26		
B.—Collection Loading removal and disposal of T. R. etc.	17,00,124	66		
C.—Road Watering	2,207	00		
D.—Halalkhore Service	19,37,622	14		
E.—New Sewers	1,44,396	24		
F.—New Works	10,808	57		
G.—Depreciation on Plant and Machinery	3,632	00		
H.—I. P. F. Pension etc.	1,06,528	22		
I.—Debt Charges	14,40,053	57		
J.—Praportionate cost etc.	65,405	83		
VIII.—Roads, S.W. Drains and Public lighting				
A.—General	2,55,553	11		
B.—Maintenance of Roads	19,78,538	13		
C.—Public Lighting	6,96,021	42		
D.—Maintenance of S. W. Drains	73,132	90		
E.—Upkeep of Ferry Boats	24,801	70		
F.—Depreciation on Plant and Machinery	10,533	00		
G.—New Works	4,164	83		
H.—P. F. Pension etc.	51,207	79		
I.—Debt Charges	6,50,466	24		
J.—Praportionate cost etc.	32,702	91		
IX.—Medical				
A.—Assistant Engineer Transport Office Establishment	1,68,255	87		
B.—Maintenance of electric Installation.—	9,248	46		
C.—New Work		
D.—P. F. & Pensions etc.	4,592	93		
			37,77,122	03
X.—Buildings, Land Acquisition and Management—				
A.—Asstt. Engineer (Subs)'s Office Establishment	1,08,579	09		
B.—Inspection and Supervision of Private Buildings	1,71,995	79		
C.—Inspection and supervision of factories, workshops and workplaces.	27,736	20		
D.—Land Acquisition	1,066	81		
E.—New Works	7,374	39		
F.—Lump Sum Provision for granting Improvements Subsidies etc.		
G.—P. F. Pension etc.	15,763	07		
H.—Praportionate cost on account of staff etc.		
I.—Debt Charges	1,93,298	98		
			5,25,814	33
Carried forward			1,96,66,839	49

APPENDIX No. 15—(Contd.)

	Details.		Total.	
	Rs.	nP.	Rs.	nP.
Brought over ...			1,96,66,839	49
XI.—Fire Brigade—				
A.—Maintenance	98,916	74		
B.—New Works	6,132	37		
C. P. F. Pension	250	00		
D.—Debt Charges	66,874	72		
E.—Prepostionate cost etc.	13,081	17		
			1,85,255	00
XII.—Licensing and Removal of Encroachment on Public Streets Administration of Shops and Establishment Act, 1948 Administration of Theatre Tax and Parking Grounds—				
A.—Licensing Establishment	91,240	22		
B.—Removal of Encroachments on Public Streets	41,269	96		
C.—Administration of Shops and Establishment Act, 1948	68,984	63		
D.—Administration of Theatre Tax	5,636	39		
E.—P. F. Pension etc.	10,620	84		
			2,17,752	04
XIII.—Gardens and Open Spaces—				
A.—Maintenance	93,853	37		
B.—New Works	37,052	68		
C.—P. F. Pension etc.	2,800	00		
D.—Debt charges	8,674	59		
			1,42,380	64
XIV.—Markets and Slaughter Houses—				
A.—Markets & Slaughter Houses	2,77,701	12		
B.—New Works	18,335	25		
C.—Debt Charges	28,423	98		
D.—P. F. Pension etc.	14,729	28		
			3,39,189	63
XV.—Contribution to				
(1) Education Fund under Section 126(c) of the Bombay Municipal Corporation Act	19,49,038	00		
(1a) Special Contribution to Budget 'E' subject to proposed amendments to Section 126C(c) to Bombay Municipal Corporation Act	70,000	00		
(2) Budget 'B' under Section 125 (2) (e) of the Bombay Municipal Corporation Act	7,80,500	00		
Town planning schemes in respect of Municipal plots				
			27,99,538	00
Municipal Debt Interest				
Total,—Expenditure—A.—Revenue Account			2,33,50,954	80
EXPENDITURE—B.—CAPITAL ACCOUNT.				
I.—General Supervision Collection of Revenue, etc.	2,994	13		
II.—Water Works	19,32,279	75		
III.—Education—Primary				
IV.—Education—Secondary	313	47		
V.—Public Health Department	5,433	65		
VI.—Medical Relief and Education	4,79,841	81		
VII.—Street Cleansing and Conservancy	29,28,636	08		
VIII.—Roads, S.W Drains and Public lighting	17,93,038	19		
IX.—Mechanical				
X.—Buildings, Land Acquisition and Management	2,92,760	40		
XI.—Fire Brigade	2,52,702	34		
XIII.—Gardens and open spaces	1,03,965	37		
XIV.—Markets and Slaughter Houses	71,020	72		
XV.—Village Amenities	2,55,917	78		
Advances for purchase of Plant and Machinery	Cr. 85,231	16		
Discount and other charges				
Assets written off				
Trust Fund Expenditure				
Total—Capital Account Expenditure			80,33,672	53
EXPENDITURE—C.—SUSPENSE ACCOUNT.				
I.—Sinking and Special Fund Accounts—				
Sinking and Special Fund Accounts	11,417	70		
Loan Redemption Fund				
II.—Paper and Cash Accounts—				
(1) Sinking Funds	18,39,657	00		
(2) Special Funds	8,708	07		
(3) Surplus Funds	10,26,998	32		
(4) Loan Funds	67,133	00		
State Bank of India and Other Local Banks on account of Sundry Deposits	3,96,55,546	57		
Carried forward			4,26,09,460	66

APPENDIX No. 15—(Concluded)

SUMMARY

	Details		Total	
	Rs.	nP.	Rs.	nP.
Brought over ...			4,26,09,460	66
EXPENDITURE—C.—SUSPENCE ACCOUNT—(Contd.)				
III.—Suspence Accounts—				
Deposit Account	57,35,546	07		
Advances for demolition of unauthorised Structures and for removal of unsafe buildings in the Suburbs		125 00		
Advances for Purchase of Petrol	1,44,116	25		
Advances Departmental Works	9,43,629	47		
Advances Private Works	67,270	28		
Advances for Improvement of private streets				
Advance—Municipal Contractors	1,876	37		
Advances:loss or gain due to Conversion to decimal Coinage				
Advances—Sundries—Miscellaneous Advances	15,20,690	64		
Advances—Cost of Revision of Grades				
Advances—Municipal Officers—				
(a) Dishonoured Cheques	5,48,107	40		
(b) Standing Advances for Contingent Expenses		4,500 00		
(c) Motor Cars and Motor Cycles to Officers		20,000 00		
(d) Cycle Advances to Subordinates				
Provident Fund—Suburbs	13,70,140	83		
Plant and Machinery to be purchased out of Surplus Cash Balance				
Interest Receivable Account				
Greater Bombay Municipal Corporation Loan Interest warrants payable Account			3,15,283	50
Cheques Payable	5,27,15,113	57		
Cash Bills outstanding Account			12,220	45
Wages Deposit Account	8,29,606	96		
Advances from S. C. B. for financing the expenditure on capital Works				
Interest accrued but not paid				
Total, III.—Suspence Account Expenditure			6,42,28,226	79
Total I, II & III.			10,68,37,687	45

SUMMARY.

Receipts.		Disbursements.	
Rs.	nP.	Rs.	nP.
41,77,987	62		
2,30,93,889	78	2,33,50,954	80
1,38,53,841	38	80,33,672	53
10,33,52,963	91	10,68,37,687	45
14,03,00,695	07	13,82,22,314	78
		62,56,367	91
14,44,78,682	69	14,44,78,682	69
		Rs.	nP.
Bank's Reconciliation—		4,78,046	98
* Balance as per Bank's Pass Books			
Add—		69,96,372	61
Revenue sent to the Bank on 31st March 1960 but acknowledged on 1st April 1960		74,74,419	59
Less—		39,94,432	61
Uncashed Cheques		34,79,986	98
Balance in Bank as per Day Book (Column No. 10)			
		Rs.	nP.
Balance in Office in Government Promissory Notes, etc.		1,26,700	00
Balance in Office in Cash		13	94
Collection held in Office Treasury		26,49,666	99
		27,76,380	93
		62,56,367	91

G. V. DAMLE,
Chief Accountant.M. G. PIMPUTKAR,
Municipal Commissioner.

APPENDIX No. 16

Comparison of Face, Purchase and Market Values at 31st March 1960 of different Securities held in the following Special Funds.

Name of Fund.	Particulars of Securities.	Face Value.	Purchase Rate Per Cent.	Actual Cost at Purchase Rate.	Market Rate Per Cent.	Value at Market Rate.	
		Rs.	Rs. a. p.	Rs. nP.	Rs. nP.	Rs. nP.	
	<i>In Bank Treasury.</i>						
Water Mains Depreciation Fund (Bandra and Kurla)	4% Government Loan 1960-70 ...	9,900	Par.	9,900 00	100 50	9,949 50	
	3½% Municipal Debentures 1965-66 ...	4,800	96 12 6	4,645 50	Par.	4,800 00	
	3% Government Funding Loan 1966-68.	9,200	Par.	9,200 00	96 00	8,832 00	
	3% Government Loan 1963-65 ...	12,400	Do.	12,400 00	98 00	12,152 00	
	3% Government Loan 1963-65 ...	200	98 10 0	197 24	98 00	193 30	
	3% G. P. Notes (1896-97) — ...	3,500	Do.	3,500 00	73 00	2,555 00	
	3% Conversion Loan 1946 ...	15,200	Do.	15,200 00	73 20	11,126 40	
	Post Office National Savings Certificates				Date of Purchase.	Date of Maturity.	
	Do. do. ...	400	Do.	400 00	13-7-48	13-7-60	580 00
	Do. do. ...	2,400	Do.	2,400 00	25-11-48	25-11-60	3,480 00
Do. do. ...	2,700	Do.	2,700 00	29-12-49	29-12-61	3,780 00	
	Total Rs. ...	60,700		60,542 74		57,448 20	
Hospital Fund	3½% Municipal Debentures 1965-66 ...	22,000	96 12 6	21,291 87	Par.	22,000 00	
	3% Conversion Loan 1946 ...	43,500	Par.	43,500 00	73 20	75,030 00	
	Do. (Sicck Certificates)	59,000	Do.	59,000 00			
	Total Rs. ...	1,24,500		1,23,791 87		97,030 00	
Secondary Schools Committee Gymnasium Fund (Bandra).	3% Conversion Loan 1946 ...	4,400	Par.	4,400 0 0	73 20	3,220 80	
	Total Rs. ...	4,400		4,400 0 0		3,220 80	
	Grand total Rs. ...	1,89,600		1,88,734 61		1,57,699 00	

G. V. DAMLE,
Chief Accountant.

M. G. PIMPURKAR,
Municipal Commissioner.

APPENDIX No. 16 A

Comparison of Face, Purchase and Market Values at 31st March 1960 of the different Securities held in Sinking Fund.

Particulars of Securities.	Face Value.	Purchase Rate Per Cent.	Book Value.		Market Rates Per Cent.		Value at Market Rate (Municipal Debentures being valued at Par.)	
			Rs.	nP.	Rs.	nP.	Rs.	nP.
<i>In Bank Treasury.</i>								
3½ % Municipal Debentures	50,000	96 14 0	48,437	50	@ Par.	50,000	00	
3½ % do.	2,70,000	96 12 6	2,61,309	37	@ Par.	2,70,000	00	
3½ % do.	5,00,000	94 0 0	4,70,000	00	@ Par.	5,00,000	00	
3½ % do.	5,00,000	Par.	5,00,000	00	@ Per.	5,00,000	00	
4 % do.	5,00,000	Par.	5,00,000	00	@ Par.	5,00,000	00	
4 % do.	5,00,000	97 12 0	4,88,750	00	@ Par.	5,00,000	00	
4 % do.	5,00,000	99 12 0	4,98,750	00	@ Par.	5,00,000	00	
4 % do.	5,00,000	99 8 0	4,97,500	00	@ Par.	5,00,000	00	
4 % do.	15,00,000	99 8 0	14,92,500	00	@ Per.	15,00,000	00	
4 % Bandra Municipal Debentures	2,000	98 0 0	1,960	00	@ Par.	2,000	00	
3½ % Government of India Loan 1974	5,00,000	98 8 0	4,92,500	00	99 65	4,98,250	00	
4 % Government Loan 1960-1970	54,900	Par.	54,900	00	100 50	55,174	50	
4½ % Bombay State Development Loan 1971	5,00,000	99 12 0	4,98,750	00	102 55	5,12,750	00	
4 % Calcutta Port Trust Loan	1,00,000	97 12 0	97,750	00	97 25	97,250	00	
4½ % Bombay Municipal Internal Loan of 1958								
Budget 'A'	9,99,400	99 4 0	9,91,904	50	@ Par.	9,99,400	00	
Budget 'B'	4,96,200	Par.	4,96,200	00	@ Par.	4,96,200	00	
4½ % Madhyapradesh State development Loan 1971	6,30,000	99 0 0	6,23,700	00	99 80	6,28,740	00	
3 % Conversion Loan 1946-86	39,500	Par.	39,500	00	73 20	28,914	00	
Post Office National Savings Certificates					Date of Purchase.	Date of Maturity.		
Do. do.	600	Do.	600	00	13-7-48	13-7-60	870	00
Do. do.	5,700	Do.	5,700	00	25-11-48	25-11-60	8,265	00
Do. do.	700	Do.	700	00	27-9-49	27-9-61	980	00
Do. do.	4,200	Do.	4,200	00	29-12-49	29-12-61	5,880	00
Grand Total	81,53,200		80,65,611	37			81,54,673	50

G. V. DAMLE,
Chief Accountant.

M. G. PIMPUTKAR,
Municipal Commissioner

APPENDIX No. 16 B

Statement showing the amount of and object for which the Donations held under Public Monuments Maintenance Fund were received from different parties upto 31st March 1960.

Name of Donor.	Object for which the donation is given.	Particulars of Securities.	Face Value.	Rate per cent.	Book Value.	
			Rs.	Rs. Par.	Rs.	nP.
Shri Wadia	Wadia Water Supply Fund (Parle-Andheri). For maintaining a fountain at Andheri Naka	3% Conversion Loan 1946	14,500	Rs. Par.	14,500	00
Shri Kane	Kane Memorial Fund (Bandra). For maintaining a fountain at Bandra	Do. do.	1,500	Do.	1,500	00
Messrs Gordhandas Jamnadas & Co.	For maintaining 2 Beds @ S.V.K. Maternity Home at Ghatkopar	Do. do.	17,700	Do.	17,700	00
		Total	33,700		33,700	00
Jafferbhoy Ludha Chatu (Through Bandra Municipality).	Donation for construction and maintenance of water trough at Bandra.	In Cash			317	94
		Grand Total			34,017	94

G. V. DAMLE,
Chief Accountant.

M. G. PIMPUTKAR,
Municipal Commissioner.

APPENDIX No. 17

INCOME OF THE BOMBAY MUNICIPAL CORPORATION BUDGET 'D' FROM THE YEAR 1950-51 TO THE CLOSE OF THE FINANCIAL YEAR 1959-60.

Year.	TAXATION PROPER.						SERVICES RENDERED.			MISCELLANEOUS		Total Income.	Year.	Population by Census.	Incidence of Taxation per head of population.
	Gross Valuation.	General Tax.	Wheel Tax and Tolls.	Licenses for Trades, land, Conveyances Music, etc.	Town Duties.	Fire Tax.	Total Taxation Proper.	Halalkhore Tax.	Water Tax.	Total Services rendered.	Returns from Property and Miscellaneous				
	Rs.	Rs.	Rs.	Rs.	Rs.	Rs.	Rs.	Rs.	Rs.	Rs.	Rs.	Rs.		Rs.	Rs. a p.
1950-51	1,67,09,272	21,17,905	1,49,360	55,370	10,00,000	1,16,581	21,22,635	6,97,681	13,48,809	20,46,490	17,47,404	61,16,529	1950-51	5,10,151	7 13 6
1951-52	2,91,19,370	28,85,324	2,96,087	1,60,077	12,96,074	1,90,787	43,58,069	6,27,415	14,14,363	20,41,778	23,99,538	88,99,385	1951-52	5,10,151	12 11 11
1952-53	3,05,31,611	39,26,858	3,89,385	4,45,175	12,96,074	1,90,787	64,48,279	6,03,537	20,78,179	26,81,716	23,72,919	1,13,02,914	1952-53	5,10,151	17 8 1
1953-54	3,48,91,126	48,13,357	4,59,391	3,55,029	13,14,471	2,12,431	72,54,679	6,55,043	29,68,257	36,23,300	25,53,275	1,33,31,254	1953-54	5,10,250	21 1 11
1954-55	4,53,11,386	50,65,819	4,62,588	3,68,904	13,71,095	2,34,585	75,02,991	6,74,621	30,78,458	37,53,079	28,04,138	1,40,60,208	1954-55	5,10,250	22 0 11
1955-56	4,97,22,892	58,17,965	4,91,474	3,73,456	14,08,166	2,59,392	83,50,453	6,80,097	38,03,472	44,83,569	29,20,869	1,57,54,891	1955-56	5,10,250	25 2 5
1956-57	4,94,60,710	65,29,403	5,53,098	4,14,844	16,87,867	3,06,633	94,91,845	9,02,211	35,81,651	44,83,862	29,49,901	1,69,25,608	1956-57	5,10,250	27 6 3
1957-58	5,24,24,669	68,19,629	4,48,962	4,55,862	17,60,440	3,02,083	97,86,976	8,90,480	48,62,420	57,52,900	44,64,579	2,00,04,455	1957-58	5,10,250	30 46
1958-59	5,87,99,115	69,74,001	4,15,255	5,15,469	17,37,063	3,09,324	99,51,112	9,30,870	48,65,431	57,96,301	43,04,612	2,00,52,025	1958-59	5,10,250	30 86
1959-60	6,49,58,972	83,23,564	5,09,703	5,40,713	16,41,806	3,53,022	1,13,68,808	10,45,509	61,41,230	71,86,709	45,38,343	2,30,93,890	1959-60	5,10,250	36 31

† Includes Rs. 26,112-6-0 on account of Tax on industrial concerns.
§ Figure taken as per Greater Bombay District Census Hand Book.

G. V. DAMLE,
Chief Accountant.

M. G. PIMPUTKAR,
Municipal Commissioner.

APPENDIX No. 18

EXPENDITURE OF THE BOMBAY MUNICIPAL CORPORATION BUDGET 'D' FROM THE YEAR 1950-51 TO THE CLOSE OF THE FINANCIAL YEAR 1959-60.

Year.	General Superintendence.	Assessment and Collection.	Fire Brigade.	Public Works (Engineering) Department.	Public Health Department.	Pensions Gratuities and Provident Fund.	Education Primary and Secondary.	Medical Relief.	Debt.	Public Gardens.	Dearness Allowance.	Epidemics including disinfection Charges.	Miscellaneous.	Total.	Year.
	Rs.	Rs.	Rs.	Rs.	Rs.	Rs.	Rs.	Rs.	Rs.	Rs.	Rs.	Rs.	Rs.	Rs.	
1950-51	1,27,868	2,27,355	169	8,40,682	6,59,522	1,23,381	10,23,319	1,66,472	80,865	...	9,21,358	28,692	1,56,274	43,55,957	1950-51.
1951-52	1,88,030	3,01,515	...	27,27,135	10,79,067	1,35,442	16,29,387	2,26,197	3,20,046	7,112	14,28,467	81,257	2,37,461	83,61,116	1951-52.
1952-53	2,39,639	3,69,175	7,821	30,65,577	19,43,755	2,51,728	10,32,236	3,14,824	5,55,589	11,948	17,34,488	99,758	6,27,015	1,02,53,553	1952-53.
1953-54	2,47,072	3,94,508	80	30,06,027	20,82,930	2,52,830	11,94,319	3,69,612	8,67,379	66,176	17,31,803	75,116	4,92,975	1,07,80,827	1953-54.
1954-55	2,07,933	3,88,706	47,786	34,29,285	23,66,865	2,47,935	13,61,367	4,16,343	10,47,556	46,666	17,78,993	1,30,575	4,30,199	1,19,00,210	1954-55.
1955-56	2,25,238	4,14,434	85,210	43,01,792	27,16,130	2,97,759	14,24,613	5,35,817	15,96,639	58,414	19,02,753	1,05,465	5,09,067	1,41,73,331	1955-56.
1956-57	2,94,301	4,20,410	91,141	52,90,011	30,01,251	3,03,919	16,36,809	5,79,505	18,56,597	55,663	20,95,834	1,09,401	11,43,330	1,68,78,172	1956-57.
1957-58	2,48,535	4,61,229	83,779	61,57,355	33,52,978	3,80,216	18,47,226	8,89,983	22,72,903	81,766	23,42,023	1,11,643	12,39,123	1,94,79,049	1957-58.
1958-59	3,64,071	4,47,487	1,04,487	75,49,960	35,13,914	4,99,786	21,18,059	7,22,541	28,58,141	75,900	23,34,302	1,03,389	11,73,308	2,18,65,345	1958-59.
1959-60	4,84,629	3,71,268	1,18,130	87,35,213	51,44,869	51,44,869	20,33,952	11,75,726	33,16,811	1,30,906	...	1,31,626	13,50,402	2,33,50,954	1959-60.

G. V. DAMLE,
Chief Accountant.

* D. A. included under Establishment Charges as per S. C. R. No. 1870 of 7-11-1958.

M. G. PIMPUTKAR,
Municipal Commissioner.

APPENDIX No. 19.

CONTRASTED STATEMENT OF INCOME AND EXPENDITURE OF THE MUNICIPAL CORPORATION
OF GREATER BOMBAY (SUBURBS) FROM 1950-51 TO 1959-60

Year.	Income.	Expenditure.	Difference	
			Surplus.	Deficit.
	Rs.	Rs.	Rs.	Rs.
1950-51	61,16,529	43,55,957	17,60,572	...
1951-52	88,99,385	83,61,116	5,38,269	...
1952-53	1,13,02,914	1,02,53,553	10,49,361	...
1953-44	1,33,31,254	1,07,80,827	25,50,427	...
1954-55	1,40,60,208	1,19,00,210	21,59,998	...
1955-56	1,57,54,891	1,41,73,331	15,81,560	...
1956-57	1,69,25,608	1,68,78,172	47,436	...
1957-58	2,00,04,455	1,94,79,049	5,25,406	...
1958-59	2,00,52,025	2,18,65,345	...	18,13,320
1959-60	2,30,93,890	2,33,50,954	...	2,57,064

G. V. DAMLE,
Chief Accountant,

M. G. PIMPUTKAR,
Municipal Commissioner,

FINANCIAL.

(EXTENDED SUBURBS).

No. A.A./E.S./1070 A of 26th July 1960.

Report from the Chief Accountant on the Accounts of the Bombay Municipal Corporation Extended Suburbs for the year 1959-60.

The following statement summarises the transactions for the year pertaining to Revenue and the actuals for the preceding year:—

	1959-60.			Actuals for 1958-59.
	Budget Estimates.	Revised Estimates.	Actuals.	
	Rs.	Rs.	Rs.	Rs.
Opening Balance ...	8,55,000	1,12,578	1,12,578	1,17,247
Income ...	45,25,698	57,22,451	47,44,073	30,62,255
Expenditure ...	51,97,056	47,98,004	33,86,021	28,51,811
	6,71,358 (Deficit)	9,24,447 (Surplus)	13,58,052 (Surplus)	2,10,444 (Surplus)
Balance ...	1,83,642	10,37,025	14,70,630	3,27,691
Reservation for advances <i>vide</i> para. 2	+2,69,975	-10,75,253	-2,15,113
Closing Balance ...	1,83,642	13,07,000	3,95,377	1,12,578

2. The details of Reservations for advances, etc., are:—

	Rs.
Increase in Miscellaneous Advances ...	8,94,879
Add—Increase in Renewed Grants ...	1,80,374
Net increase ...	10,75,253

3. The net unhyponthecated surplus cash balance on 31st March 1960 was as under:—

Liabilities.	Rs.	Assets.	Rs.
Miscellaneous Advances ...	15,47,349	Surplus Revenue Fund—	
Minimum required by Law ...	1,00,000	As per Appendix No. 2 ...	19,42,726
Surplus Cash Balance ...	2,95,377		
Total ...	19,42,726	Total ...	19,42,726

4. The Loan liabilities at the beginning and at the end of the year were as under:—

Outstanding debt on 1st April 1959.	Loan raised during the year.	Repayment during the year.	Outstanding debt on 31st March 1960.
Rs.	Rs.	Rs.	Rs.
45,00,000	25,00,000	...	70,00,000

A loan of Rs. 25,00,000 was raised in the month of September 1959 at 4 per cent. interest with currency of 12 years, sanctioned under Corporation Resolution No. 553, dated the 28th August 1959 and G.R. No. Lon. 3259-F2, dated the 11th September 1959.

INCOME.

5. A detailed comparison between the Budget Estimates, Revised Estimates and the Actuals will be found in Appendix No. 3. The estimate of Income for the year as per the Budget Estimates was Rs. 45,25,698 against which the actuals amounted to Rs. 47,44,073 resulting in an increase of Rs. 2,18,375 over the Budget Estimates and a decrease of Rs. 9,78,378 as compared with the Revised Estimates viz., Rs. 57,22,451. The reasons for increases and decreases are explained in Statement 'A'.

6. The position as regards Income from General Tax, Water Tax, Halalkhore Tax will be seen from the subjoined statement:—

	1959-60.	1958-59.	Increase.
	Rs.	Rs.	Rs.
(1) General Tax—			
Total Collection booked	18,68,960	15,23,014	3,45,946
<i>Deduct—</i>			
Recoveries for previous years	*9,07,244	*6,88,725	2,18,519
	9,61,716	8,34,289	1,27,427
<i>Add—</i> Outstanding for the year at the close of the year	*14,16,970	*12,87,122	1,29,848
Total	23,78,686	21,21,411	2,57,275
(2) Water Tax and Water Charges by measurement and at compounded rates—			
Total Collections booked	4,40,332	3,40,232	1,00,100
<i>Deduct—</i>			
Recoveries for the previous years	*70,114	*1,29,272	—59,158
	3,70,218	2,10,960	1,59,258
<i>Add—</i> Outstanding for the year at the close of the year	*8,43,105	*6,39,873	2,03,232
Total	12,13,323	8,50,833	3,62,490
(3) Halalkhore Tax and for special service—			
Total collections booked	2,94,310	2,50,125	44,185
<i>Deduct—</i>			
Recoveries for the previous years	*1,30,900	*99,441	31,459
	1,63,410	1,50,684	12,726
<i>Add—</i> Outstanding for the year at the close of the year	*3,64,346	3,67,060	—2,714
Total	5,27,756	5,17,744	10,012
Net demand on account of Property etc., Taxes inclusive of refund.	41,19,765	34,89,988	6,29,777

The total outstanding on 31st March 1960 amounted to Rs. 26,24,421

* As supplied by the Dy. A. & C. (Subs.) and A.Es. (W.W.)

7. The final sanctioned grants amounted in the aggregate to Rs. 70,60,877 as follows:—

	Rs.
Budget Grants	51,97,056
Unexpended Grants for previous years renewed for expenditure	5,74,374
Additional Grants	12,89,447
Final Sanctioned Grants	70,60,877

The additional grants were mainly taken for (i) meeting the expenditure incurred on establishment due to additional staff and on account of revision of grades of labour, clerical and other staff, (ii) meeting the charges of 1957-58 and outstanding liabilities taken over from the ex-local bodies, (iii) meeting increased expenditure incurred on Medicines, Drugs, etc., due to increase in the number of patients attending medical institutions in the Extended Suburbs, (iv) meeting the discount and other charges in connection with raising of Municipal Loans and (v) for improvement of road surfaces etc.

Transfers from one Budget Head to another without affecting the total Budget provision for the year amounted to Rs. 45,844.

8. The final sanctioned grants for the year aggregated to Rs. 70,60,877 as stated above against which the actuals amounted to Rs. 33,86,021 leaving an unexpended balance of Rs. 36,74,856 at the close of the year. Of this a sum of Rs. 8,50,000 is renewed for expenditure during 1960-61 against Rs. 6,69,626 reserved in the Accounts of 1958-59 and the balance *viz.*, Rs. 28,24,856 is treated as savings on the final grants sanctioned as detailed in Appendix No. 4.

The heads under which the renewals are required will be found in Appendix No. 4. The details of renewals will be found classified according to the nature of service in the Summary to Statement 'B'. The items contributing to decreases under various heads are shown in Statement 'B'.

9. The percentage of Establishment Cost of Supervisory and Labour including Dearness Allowance Pension and Provident Fund to the total expenditure for 1959-60 are as shown below :—

	Percentage to total expenditure during	
	1958-59.	1959-60.
(1) Establishment—Supervisory	23.76	22.13
(2) Labour	32.51	27.31

LOAN FUNDS.

10. The amount of new loan proposed in the Budget for 1959-60 and actually raised to finance Capital Works expenditure including Purchase of Plant and Machinery was Rs. 25 lakhs. No contribution from Government to the extent of 1/3rd share of the expenditure for extension and improvement of (a) Water Works, (b) Sewerage and (c) Surface Drains was received during 1959-60 as the amount received on the basis of the Budget Estimates from Government during 1957-58 was not fully spent during the year.

LOAN WORKS EXPENDITURE.

11. The Opening Balance on the 1st April 1959 on account of Loan Funds but excluding Trust Fund was Rs. 24,80,178. Adding to this Rs. 25 lakhs raised during the year, the total funds available for expenditure were Rs. 49,80,178. The total expenditure incurred during the year amounted to Rs. 23,93,686 leaving an unspent balance of Rs. 25,86,492 in the loan funds at the close of the year.

12. The following statement contrasts the expenditure of Capital Works with the Budget and Revised Estimates :—

Year.	Loans and Trust Funds.			Percentage by which actuals fell short of Budget Estimates.	Percentage by which actuals fell short of Revised Estimates.
	Budget Estimates.	Revised Estimates.	Actuals.		
	Rs.*	Rs.*	Rs.*		
1957-58	19,92,000	36,37,600	16,95,971	14	53
1958-59	31,53,633	57,20,295	10,99,494	65	81
1959-60	41,00,256	86,73,247	23,93,686	41.67	72.41

The above figures in Columns marked* do not include the amount on account of Discount and other charges on the new loan. The expenditure on account of discount and other charges heretofore met from Loan Fund is being met from Revenue Account from this year.

SINKING FUND.

13. From Appendix No. 9, it will be seen that the book value of investments of the Sinking Fund as on 31st March 1960 amounts to Rs. 1,79,312 being the book value of the Securities. Valuing the Municipal Debentures at par, the market value of Sinking Fund investment held on 31st March 1960 comes to Rs. 1,58,056 as shown in Appendix No. 15. This together with the amount of interest accrued upto 31st March 1960 *viz.*, Rs. 141 brings the total amount of Sinking Fund to Rs. 1,79,480.

INVESTMENTS AND INVESTED BALANCES.

14. The details of investments made during the year are as follows :—

	Amount.	Average number of days.
	Rs.	
(1) Call Deposits	34,00,000	63.29
(2) Fixed Deposits	93,00,000	114.58
(3) Current Account Deposits	40,000	118.00
Total	1,27,40,000	101.00

The interest earned during the year amounted to Rs. 1,31,826 and the details are as follows :—

	Rs.
(1) On Call Deposits	22,173
(2) Fixed Deposits	1,09,624
(3) Current Account Deposits	29

The average rates of interest realised on Call Deposits, Fixed Deposits ranged from 3.76 per cent to 3.75 per cent. The rates realised on Call Deposits ranged from 3 3/8 per cent. to 3 7/8 per cent. while that realised on Fixed Deposit ranged from 3 1/2 per cent. to 4 1/8 per cent. The maximum rates realised on Call Deposits and Fixed Deposits during the preceding year were 3 7/8 per cent. and 4 1/2 per cent. respectively.

GENERAL REMARKS

(000 Omitted).

15. In the Budget Estimates for the year the Income was originally estimated at Rs. 45,26 and the Expenditure at Rs. 51,97, the Deficit being 6,71.

On the basis of eight month's actuals the income for the year was further revised to Rs. 57,22 and the expenditure to Rs. 47,98 resulting in surplus of Rs. 9,24.

The actual Income realised was Rs. 47,44 and Expenditure aggregated to Rs. 33,86 resulting in a Surplus of Rs. 13,58.

The expenditure for the year was estimated at Rs. 51,97 and as per Revised Estimates (8 month's basis) at Rs. 47,98. The Final Grants sanctioned aggregated to Rs. 70,61 against which the actual expenditure booked was Rs. 33,85 resulting in an unexpended balance of Rs. 36,75 at the close of the year. As against the unexpended balance of Rs. 36,75 the departments proposed renewal of grants to the extent of Rs. 8,50 for expenditure in 1960-61 and the balance of Rs. 28,25 was treated as savings.

The Opening Surplus Cash Balance was Rs. 1,13. The transactions for the year resulted in a Surplus of Rs. 13,58. Thus the balance at the close of the year increased to Rs. 14,71 and after taking into account the increase in the Reservation for Advances as detailed in paragraph 2 the balance at the end of the year stood at Rs. 396.

The expenditure estimated for the year on Loan Works as detailed in paragraph No. 12 was Rs. 41,00 revised to Rs. 86,73 against which the actuals amounted to Rs. 23,94 thus the actual fell short of the Budget and Revised Estimates by 41.67 per cent. and 72.41 per cent. respectively.

The figure of Surplus for the year 1959-60 is Rs. 13,58 against Rs. 2,10 for the preceding year showing an increase of Rs. 11,48. This increase is mainly due to the fact that the arrears of grants-in-aid from Government was received during the year and the decreased expenditure in the various services *viz-a-viz* the estimated expenditure. Nevertheless substantial amounts have been spent for providing the basic civic amenities such as improved water supply, improved public health services, measures for controlling malaria and improvement of the existing dispensaries and maternity homes, improvement of Roads and Street lighting and establishment of New Municipal General Hospital at Mulund. The measures taken, however, are not sufficient from the point of view of providing better amenities to the population of the Extended Suburbs and larger sums will have to be spent on improvement, expansion and provision of new amenities in the areas of the Extended Suburbs in the years to come.

G.V. DAMLE,
Chief Accountant.

Summary of Increases and Decreases in Income compared with the Budget Estimates, 1952

(000 Omitted)

	Rs.	Rs.	Increase Rs.	Decrease Rs.
General Tax.	1,925	...
Grant-in-Aid in respect of fines for offences against the Law.	54	5
Interest and profit on Investment of surplus, Loan and other balances.	10	...
Miscellaneous.	6.93
Water Works.
Education Primary.
Education, Secondary.	1	...
Public Health.	2	...
Medical Relief and Education.	3	...
Street Cleansing and Conservancy.	61	...
Roads, S. W. Drains and Public Lighting.	24	...
Mechanical
Buildings, Land Acquisition and Management.	8	...
Fire Brigade
Licensing and Removal of Encroachment.	5	...
Gardens and Open Spaces
Market and Slaughter Houses.	12	...
Contribution from Capital Funds to Revenue on account of Loan Works Staff.	26
Rebate from Government on account of collection of the Urban Immovable Property Tax in the Ex. Suburbs.	6.29	...
Grants-in-Aid from Government.	25	...
Share from Budget 'A' for Town Duty under Section 123 (B) (2).
Total	9.43	7.25
Gross Increase	9.43	...
Gross Decrease	7.25
Net Increase	2.18	...

Statement 'A' showing main items contributing to the increases and decreases in Income (Actuals compared with original Estimates).

Particulars.	Increase.	Decrease.	Remarks.
	Rs.	Rs.	
1. General Tax, Indirect Taxation, etc.—			
A.—General Tax ...	1,18,810	...	Due to assessment of New constructions, enlargements, rise in rents and recoveries of arrears of Taxes.
B.—Grant-in-aid in respect of Fines, etc.	5,000	Due to non-receipt of the fines levied by the Courts during the year.
C.—Interest and Profit on investment of Surplus Loans and other Balances ...	54,574	...	Due to larger balances available for investment.
D.—Miscellaneous ...	10,429	...	Due to more number of notices being issued for recoveries during the year, and receipt from Budget E etc.
2. Water Works.—			
(1) By Measurement	7,63,700	Due to less number of connections being actually granted than anticipated and due to non-receipt of dues recoverable from Government and Statutory Bodies.
(2) Rent of Water Meters	6,853	Due to non-availability of water meters for hire due to import restrictions.
(3) Compounded Tax ...	16,032	...	Due to increased building activities in the Extended Suburbs for which water is supplied on compound rate tax basis.
(4) Miscellaneous			
(a) Miscellaneous Receipts ...	369	...	Due to increased receipts on account of charges for additional water connections.
(b) Miscellaneous Fees ...	62,097	...	Due to more new connections being given during the year.
4.—Education—Secondary ...	885	...	Due to grant-in-aid to the Goregaon Library being received during the year.
5.—Public Health Department—			
(1) Miscellaneous Receipts ...	65	...	Due to recoveries of arrears of electric consumption charges from the employees.
(2) Miscellaneous Fees ...	1,930	...	Due to increased demand for D. D. T. Services.
6.—Medical Relief and Education			
A.—Miscellaneous,			
(1) Miscellaneous Receipts ...	350	...	Due to recovery of arrears of electric consumption charges.
(2) Miscellaneous Fees ...	9	...	Due to wrong credit given to this head by the Department.
(3) Hire charges of Ambulance	382	Due to less number of calls for hire of ambulance.
B.—Interest realised on Hospitals and Dispensaries Fund ...	2,284	...	Due to receipt of arrears of interest during the year.
C.—Receipts from Dispensaries and Maternity Homes	
7.—Street Cleansing and Conservancy and Halalkhore Services.			
A.—Halalkhore Tax at 3½ per cent.			
(1) Rateable Value ...	56,032	...	Due to assessment of New constructions enlargements, rise in rents and recoveries of arrears of taxes.
(2) Special Service ...	5,638	...	Due to increase in number of Privy seats and Septic Tanks being cleansed and recovery of arrears from E.S.D. Kandivli during the year.
B.—Miscellaneous—			
(1) Sale of Rights	351	Due to non-sale of rights during the year.
(2) Miscellaneous Receipts	337	Due to decrease in miscellaneous receipts.
(3) Tax on dogs at Rs. 5 per dog ...	75	...	Due to more number of dogs being licensed during the year.
8.—Roads, S. W. Drains and Public Lighting—			
A.—Tax on Vehicles and Animals.			
(1) Private and Public Conveyance ...	34,409	...	Due to increase in the number of vehicles.
(2) Contribution from Government in lieu of tolls	6,600	Due to non-receipts of contribution from Government during the year.
B.—Quarry Receipts	
C.—Miscellaneous—			
(1) Miscellaneous Receipts	2,318	Due to less number of hires of road-rollers and non-sale of empties during the year.
D.—Ferry Receipts	1,100	Due to lower offer being received to run the ferry services.
9.—Mechanical ...	3	...	Due to wrong credit given by the Department.
10.—Buildings, Land Acquisition and Management—			
A.—Rent of Buildings ...	9,326	...	Due to arrears of rents being recovered during the year and new estate viz. Tulsji Baugh being taken over by the Corporation.
B.—Ground Rent ...	1,386	...	Due to arrears of ground rent being recovered during the year.
C.—Miscellaneous			
(1) Miscellaneous Fees, etc; ...	1,214	...	Due to Sale proceeds of tender forms, etc. being credited to this head.
(2) Fines	4,030	Decrease due to less number of receipts for regularising unauthorised structures.
11.—Fire Brigade	
12.—Licensing Removal of Encroachments on Public Streets and Administration of Shops and Establishments Act, 1948 and Theatre Tax, etc. ...	5,120	...	Due to recovery of arrears of licence fees pertaining to 1957-58 and 1958-59.
13.—Gardens and Open Spaces	
14.—Markets and Slaughter Houses ...	1,663	...	Due to establishment of new markets and increased receipts from slaughter fees.
15.—Contribution from Capital Fund to the revenue on account of Loan Works Staff	26,572	Due to less expenditure on Capital Works.
16.—Rebate from Government on account of collection of the Urban Immovable Property tax in Extended Suburbs at 2 per cent.	1,176	Due to amounts due from Government not being received during the year.
17.—Grant-in-Aid from Government ...	6,29,346	...	Due to the recovery of arrears of grants from Government.
18.—Share from Budget 'A' for Town Duties under Section 123(B)(2) of the Bombay Municipal Corporation Act.	24,750	...	Due to increased town duty receipts under Budget 'A'
Total ...	10,36,796	8,18,419	

Statement 'B' showing items contributing to the decrease

Budget Head.	Establishment and Labour.	Dearness Allowance.	Provident Fund.	Stores and Materials.
(1)	(2)	(3)	(4)	(5)
	Rs.	Rs.	Rs.	Rs.
I.—General Supervision, Collection of Revenue, etc.	26,794	7,425	6,776	...
II.—Water Works ...	63,664	65,369	383	...
IV.—Education Secondary ...	322	356	142	...
V.—Public Health Department ...	1,29,472	45,213	2,901	4,316
VI.—Medical Relief and Education ...	71,046	31,733	5,796	14,788
VII.—Street Cleansing and Conservancy, etc. ...	1,36,507.	57,491	13,519	18,941
VIII.—Roads, S.W. Drains and Public Lighting	2,741	1,070	3,036	...
IX.—Mechanical ...	972	241	150	...
X.—Buildings, Land Acquisition and Management	11,810	3,328	1,328	...
XI.—Fire Brigade
XII.—Licensing, Removal of Encroachment, etc....	10,246	3,401
XIII.—Gardens and Open Spaces ...	320	392	600	713
XIV.—Markets and Slaughter Houses ...	1,402	1,237	172	51
XV.—Contribution to
XVI.—Miscellaneous
Total ...	4,55,296	2,17,256	34,803	38,809

in Expenditure under different service Heads.

New Works, Special Repairs, etc.	Debt Charges.	Grant-in-Aid to Public Institu- tions.	Miscella- neous.	Specific Items.	Total.	REMARKS.
(6)	(7)	(8)	(9)	(10)	(11)	(12)
Rs.	Rs.	Rs.	Rs.	Rs.	Rs.	
12,000	4,566	...	19,211	...	76,772	
382	1,42,991	...	10,36,384	...	13,09,173	
...	...	2,000	766	...	3,586	
4,538	21,622	...	2,05,062	
18,087	13,747	2,000	65,356	...	2,22,553	
...	7,940	...	1,26,797	...	3,61,195	
2,09,353	12,937	...	1,00,415	...	3,29,552	
25,000	6,759	...	33,122	
2,000	2,861	...	15,818	...	37,145	
...	118	...	7,508	...	7,626	
...	4,828	...	18,475	
...	1,809	...	34,355	...	38,189	
665	2,980	...	972	...	7,479	
...	68,138	68,138	Contribution to Education Fund.
...	1,06,789	1,06,789	Village amenities.
2,69,025	1,89,949	4,000	14,40,791	1,74,927	28,24,856	

(STATEMENT 'B')

Summary showing amounts to be renewed during 1960-61 and amounts of savings of the Grants of 1959-60 after renewal.

Nature of service.	Amount to be renewed in 1960-61.	Balance of grants treated as savings.	Total.
	Rs.	Rs.	Rs.
(1) Establishment and Labour	1,64,031	4,55,296	6,19,327
(2) Provident Fund Pension Charges	...	34,803	34,803
(3) Dearness Allowance	65,677	2,17,256	2,82,933
(4) Repairs including Special Repairs	2,61,683	16,971	2,78,654
(5) New Works	92,468	2,52,054	3,44,522
(6) Stores and Materials	34,938	38,809	73,747
(7) Interest on Municipal Loan	...	1,46,764	1,46,764
(8) Grant-in-Aid to Public Institutions	1,000	4,000	5,000
(9) Miscellaneous and Other Charges	2,30,203	16,58,903	18,89,106
Total	8,50,000	28,24,856	36,74,856

APPENDICES.

Municipal Account (Extended Suburbs)

- No. 1.—General Financial Statistics.
- No. 2.—Statement of Surplus Revenue Fund for 1959-60.
- No. 3.—Statement showing the Income realised during 1959-60 as compared with Estimates for the year.
- No. 4.—Statement showing the Expenditure during 1959-60 as compared with the final sanctioned grants.
- No. 4A.—Statement showing details and Expenditure incurred on New Works upto March 1960.
- No. 4B.—Statement showing the Expenditure under Establishment, Dearness Allowances, Provident Fund and Pension during the year 1959-60.
- No. 5.—Balance Sheet (Revenue) as at 31st March 1960.
- No. 6.—Balance Sheet (Capital Funds) as at 31st March 1960.
- No. 7.—Block Account showing details of Capital Expenditure upto 31st March 1960.
- No. 8.—Statement showing (1) the total amount of Municipal Loans raised; (2) the Expenditure incurred and (3) the invested balances of the Loans on 31st March 1960.
- No. 9.—Statement showing the actual investment on account of the Sinking Fund of different Municipal Extended Suburbs Loans upto 31st March 1960 compared with the amounts which should have accumulated upto that date on the basis of the fixed instalments and the sums set aside as Sinking Fund as on 31st March 1960.
- No. 10.—Statement showing Outstanding Loans due by the Municipality (Extended Suburbs Area) the interest outstanding on 1st April 1959 on different Loans, the amount payable for the year 1959-60, the amount paid in Office during the year and the balance outstanding on 31st March 1960.
- No. 11.—Statement of Advance Accounts on 1959-60.
- No. 12.—Statement of Deposit Account for 1959-60.
- No. 13.—Statement of interest accrued but not paid in respect of Municipal Loans outstanding on 31st March 1960.
- No. 14.—Statement of amounts of receipts and expenditure respectively, credited and debited to the Municipal Fund during the year 1959-60 and the balance at the credit of the Fund at the close of the year 1959-60 (i.e., 31st March 1960).
- No. 15.—Comparison of Face, Purchase and Market Values at 31st March 1960 of the different securities held in Sinking Fund.
- No. 16.—Income of the Bombay Municipal Corporation Budget 'F' from the year 1957-58 to the close of the Financial Year 1959-60.
- No. 17.—Expenditure of the Bombay Municipal Corporation Budget 'F' from the year 1957-58 to the close of the Financial year 1959-60.
- No. 18.—Contrasted Statement of Income and Expenditure from the year 1956-57 (2 months) to the financial year 1959-60.

APPENDIX No. 1

GENERAL FINANCIAL STATISTICS

	1956-57	1957-58	1958-59	1959-60
<i>General</i>				
1. Area of the Extended Suburbs merged in Greater Bombay (acres) ...	48,000	48,000	48,000	48,000
2. Population (as per Census 1951) ...	*1,58,592	*1,58,592	1,59,617	1,59,617
<i>Rates and Assessments—</i>				
3. Rateable Value ...	Rs. 1,41,36,225	1,52,59,617	1,75,14,244	1,99,57,493
4. Rateable Value per head of population ...	Rs. 127.89	138.05	158.45	180.56
5. Properties registered in Assessment Book ...	15,011	16,027	20,252	21,433
<i>Income</i>				
6. General Tax ...	Rs.	13,77,561	15,23,014	18,68,960
7. Income from other sources ...	Rs.	13,50,624	15,39,241	28,75,113
Total Income Rs.	27,28,185	30,62,255	47,44,073
8. Incidence of taxation per head ...	Rs.	† 8.69	14.60	17.30
<i>Loans</i>				
9. Debt Outstanding	25,00,000	45,00,000	70,00,000
10. Net Loan Debt	25,00,000	45,00,000	70,00,000
11. Net Debt per head of population	† 15.76	28.19	43.85
<i>Expenditure</i>				
12. Water Works	24,418	2,01,661	1,75,956
<i>Maintenance</i>				
13. Primary Education	3,57,736	4,16,007	5,20,862
14. Medical Relief and Education	50,874	1,57,269	2,62,480
15. Other Services	12,56,117	20,76,874	24,26,723
Total Expenditure Rs.	16,89,145	28,51,811	33,86,021

*The correct figure is 1,59,617 as now given by D.E.H.O.

† The correct figure is 12.75.

‡ The correct figure is 15.66.

G. V. DAMLE
Chief Accountant.M. G. PIMPUTKAR,
Municipal Commissioner.

APPENDIX No. 2

REVENUE ACCOUNT FOR THE YEAR ENDED 31ST MARCH 1960.

Particulars.	Total. Rs. nP.	Particulars.	Total. Rs. nP.
To Revenue Expenditure as per Appendix No. 4.	33,86,021.52	By Revenue Receipts as per Appendix No. 3.	47,44,073.24
To Balance being surplus for the year	13,58,051.72		
	47,44,073.24		47,44,073.24
To Revenue Expenditure to be incurred in 1960-61 and provided for as renewed grants.	8,50,000.00	By Surplus Revenue Fund as at 1st April 1959.	7,65,048.03
To Balance being Surplus Revenue Fund as at 31st March 1960 as per Appendix No. 5.	19,42,725.75	By Surplus for the year.	13,58,051.72
	27,92,725.75	Revenue of Previous year reserved for the year 1959-60	6,69,626.00
			27,92,725.75

G. V. DAMLE,
Chief Accountant.

M. G. PIMPUTKAR,
Municipal Commissioner.

APPENDIX No.3

INCOME

Statement showing the Net Receipts during the Financial year 1959-60 from all sources as contrasted with the original and Revised Budget Estimates.

Particulars.	Budget Estimates for 1959-60.	Revised Estimates for 1959-60.	Actuals for 1959-60.	Actuals for 1958-59	Compared with Original Estimate, + Increase - Decrease.	Compared with Revised Estimate, + Increase - Decrease.
1. General Tax, Indirect Taxation	Rs.	Rs.	Rs.		Rs.	Rs.
Miscellaneous Revenue.						
A.—General Tax	17,50,150	18,75,000	18,68,960	15,23,014	+ 1,18,810	— 6,040
B.—Grant-in-Aid in respect of fines for offences against the law	5,000	5,000	— 5,000	— 5,000
C.—Interest and Profit on Investment of Surplus Loan and Other Balances	80,000	1,55,000	1,34,574	86,140	+ 54,574	— 20,426
D.—Miscellaneous—						
(1) Miscellaneous Receipts	510	530	5,423	172	+ 4,913	+ 4,893
(2) Miscellaneous Fees	8,020	16,165	13,536	9,629	+ 5,516	— 2,629
Total, 1.—General Tax, etc.	18,43,680	20,51,695	20,22,493	16,18,955	+ 1,78,813	— 29,202
2. Water Works.						
Receipts from Water Supply—						
(1) By Measurement	11,50,000	14,50,000	3,85,300	2,91,216	— 7,63,700	— 10,63,700
(2) Rent of Water Meters	9,200	5,000	2,347	5,866	+ 6,853	+ 2,653
(3) Compounded Tax	38,000	50,000	54,032	49,016	+ 16,032	+ 4,032
(4) Miscellaneous—						
(a) Miscellaneous Receipts	1,000	1,000	1,369	60,035	+ 369	+ 369
(b) Miscellaneous Fees	26,000	78,000	88,096	26,657	+ 62,096	+ 10,096
Total, 2.—Water Works	12,24,200	15,84,000	5,32,144	4,32,790	— 6,92,056	— 10,51,856
3.—Education—Primary.						
(a) Receipts from fees and fines
(b) Grant-in-aid from Government
Total, 3.—Education—Primary
4.—Education Secondary.	300	800	1,184	882	+ 884	+ 384
5.—Public Health Department.						
Miscellaneous—						
(1) Miscellaneous Receipts	20	65	85	62	+ 65	+ 20
(2) Miscellaneous Fees	3,200	3,700	5,130	3,115	+ 1,930	+ 1,430
Total, 5.—Public Health Department	3,220	3,765	5,215	3,177	+ 1,995	+ 1,450
6.—Medical Relief and Education.						
A—Miscellaneous—						
(1) Miscellaneous Receipts	25	400	375	410	+ 350	— 25
(2) Miscellaneous Fees	...	9	9	...	+ 9	— ...
(3) Hire charges of Ambulance	2,700	2,700	2,318	3,751	— 382	— 382
B—Interest realised on Hospitals and Dispensary Funds	2,000	2,830	4,284	3,102	+ 2,284	+ 1,454
C—Receipts from Hospitals, Dispensaries and Maternity Homes	— 1
Total, 6.—Medical Relief and Education	4,725	5,939	6,986	7,262	+ 2,261	+ 1,047
7.—Street Cleansing and Conservancy and Halalkhore Service.						
A—Halalkhore Tax at 3½ Per cent—						
(1) On Rateable value	2,25,640	2,90,000	2,81,672	2,34,875	+ 56,032	— 8,328
(2) For Special Service	7,000	14,000	12,638	15,250	+ 5,638	— 1,362
B—Miscellaneous—						
(1) Sale of rights	351	— 351	— ...
(2) Miscellaneous Receipts	300	2,000	37	1,331	— 337	— 2,037
(3) Taxes on Dogs at Rs. 5 Per dog	800	900	875	475	+ 75	— 25
Total, 7.—Street Cleansing, etc.	2,34,091	3,06,900	2,95,148	2,51,931	+ 61,057	— 11,752
8.—Roads, S.W.I. Drains and Public Lighting.						
A.—Tax on Vehicles and Animals						
(1) Private and Public Conveyance	22,000	49,000	56,409	30,227	+ 34,409	+ 7,409
(2) Contribution from Government in lieu of Tolls	6,600	6,600	...	8,589	— 6,600	— 6,600
B.—Quarry Receipts
C.—Miscellaneous						
(1) Miscellaneous Receipts	10,000	10,000	7,682	17,008	— 2,318	— 2,318
D.—Ferry Receipts	5,750	4,650	4,650	275	— 1,100	...
Total, 8.—Roads, etc.	44,350	70,250	68,741	56,099	+ 24,391	— 1,509
9.—Mechanical.						
Miscellaneous Receipts	3	...	+ 3	+ 3
Carried Forward Rs.	33,54,566	40,23,349	29,31,914	23,71,096	— 4,22,652	— 10,91,435

APPENDIX No. 3
INCOME

Particulars.	Budget Estimates for 1959-60.	Revised Estimates for 1959-60.	Actuals for 1959-60.	Actuals for 1958-59.	Compared with Original Estimate. + Increase. - Decrease.	Compared with Revised Estimate. + Increase. - Decrease.
Brought over ...	Rs. 31,54,565	Rs. 43,23,349	Rs. 29,31,914	23,71,096	Rs. -4,22,652	Rs. -10,91,435
10.—Buildings, Land Acquisition and Management.						
A.—Rent of Buildings	1,068	17,000	10,394	3	+ 9,326	— 6,606
B.—Ground Rent	732	13,000	2,118	550	+ 1,386	— 10,882
C.—Miscellaneous—						
(1) Miscellaneous Fees etc.	2,100	3,100	3,314	2,493	+ 1,214	+ 214
(2) Fines	6,000	5,000	1,970	4,579	— 4,030	— 3,030
Total 10.—Buildings etc. ...	9,900	38,100	17,796	7,625	+ 7,896	— 20,364
11.—Fire Brigade.
12.—Licensing, Removal of Encroachments on Public Streets and Administration of Shops and Establishments Act, 1948 and Theatre Tax, etc.						
A.—Licences for dangerous and offensive trades ...	20,000	40,000	52,180	15,829	+ 32,180	+ 12,180
B.—Removal of Encroachments on Public Streets, Licences for Squatters and Hawkers and fees for removal of encroachments. ...	30,000	8,400	6,500	12,740	— 23,500	— 1,900
C.—Grant-in-aid from Government for the Administration of Shops and Establishment Act, 1948—						
(a) Grant from Government for Administration of the Act.	3,000	8,000	770	...	— 2,230	— 7,230
(b) Registration etc Fees.	2,000	2,000	1,460	2,283	— 540	— 540
D.—Miscellaneous—						
(1) Advertisements	2,000	6,200	5,254	3,033	+ 3,254	— 946
(a) Advertisements	150	250	173	227	+ 23	— 77
(2) Miscellaneous						
E.—Receipts from Theatre Tax	60,000	80,000	55,933	55,899	— 4,067	— 24,067
Total, 12.—Licensing, etc. ...	1,17,150	1,44,850	1,22,270	90,011	+ 5,120	— 22,580
13.—Gardens and Open Spaces.						
(1) Miscellaneous
14.—Markets and Slaughter Houses.						
Miscellaneous—						
(1) Stallage Charges.	28,000	28,000	28,006	23,229	+ 6	+ 6
(2) Squatters' Fees.	36,000	60,950	62,512	53,571	+ 26,512	+ 1,562
(3) Slaughter Fees.	15,000	21,000	232	20,624	— 14,768	— 20,768
(4) Miscellaneous receipts	1,000	1,035	879	1,682	— 121	— 156
(5) Licence Fees.	11,000	11,000	1,034	168	— 9,966	— 9,966
Total, 14.—Markets and Slaughter Houses ...	91,000	1,21,985	92,663	1,01,274	+ 1,663	— 29,322
15.—Contribution from Capital Funds to Revenue on account of Loan Works staff. ...	1,40,000	1,60,000	1,13,428	49,534	— 26,572	— 46,572
16.—Rebate from Government on account of Collection of the Urban Immovable Property Tax in Extended Suburbs at 2 per cent. ...	11,400	14,620	10,224	8,286	— 1,176	— 4,396
17.—Grant-in-Aid from Government.						
(1) 50 per cent. on Dearness Allowance	3,50,000	4,64,480	6,09,020	163	+ 2,59,020	+ 1,44,540
(2) 15 per cent. out of Land Revenue (30 per cent. in case of Dahisar)	16,200	29,676	39,568	...	+ 23,368	+ 9,892
(3) 75 per cent. of N. A. Assessment to Municipalities. ...	13,830	2,78,991	3,71,988	...	+ 3,58,158	+ 92,997
(4) Contribution from B. M. V. Act.
(5) Local Fund Cess	11,200	11,200	— 11,200	— 11,200
Total, 17.—Grant-in-Aid from Govt. ...	3,91,230	7,84,347	10,20,576	163	+ 6,29,346	+ 2,36,229
18.—Share from Budget 'A' for Town Duties under Section 123(B)2 of the Bombay Municipal Corporation Act. ...	4,10,452	4,35,200	4,35,202	4,34,266	+ 24,750	+ 2
Total.—INCOME ...	45,25,698	57,22,451	47,44,073	30,62,255	+ 2,18,375	— 9,78,378

APPENDIX No. 4.

EXPENDITURE

Statement showing the Actuals as compared with the final grants for 1959-60.

Particulars.	Final Grants sanctioned for expenditure during 1959-60.	Actuals for 1959-60.	Final grants compared with the actuals.		Actuals for 1958-59.
			Amount required to be renewed in 1960-61.	Savings.	
1	2	3	4	5	6
	Rs.	Rs.	Rs.	Rs.	
I—General Supervision, Collection of Revenue etc.—					
A.—General Superintendence—					
(a) Corporation and Standing Committee...	33,408	12,393	21,015
(b) Chief Auditor's Establishment	18,212	16,042	855	1,315	9,449
(c) Municipal Commissioner's Office ...	51,378	38,000	6,600	6,778	61,199
(d) Audit and Accounts ...	1,07,999	76,898	6,500	24,601	68,578
(e) Public Relations Department ...	2,500	1,076	400	1,024	255
Total ...	2,13,497	1,44,409	35,370	33,718	1,39,481
B.—Collection of Revenue—					
(a) Property and Wheel Tax Establishment ...	2,46,779	1,96,591	20,600	29,588	2,14,157
Deduct—Proportionate share being the collection of water tax, Halalkhore tax and Wheel tax ...	1,13,910	74,931	13,036	25,943	...
Total—'B'—Collection of Revenue ...	1,32,869	1,21,660	7,564	3,645	2,14,157
C.—Upkeep of Municipal Offices in Extended Suburbs ...	15,222	2,640	282	12,300	2,264
D.—Miscellaneous Charges ...	19,023	2,098	11,600	5,325	6,185
E.—Election Expenses (Cost to be borne by Budget F)	13,710	1,217	2,050	10,443	...
F.—Provident Fund and Pension etc. ...	20,000	13,225	...	6,775	16,505
H.—Debt Charges ...	9,089	4,523	...	4,566	...
Total I.—General Supervision, etc. ...	4,23,410	2,89,772	56,866	76,772	3,78,592
II.—Water Works—					
A.—Maintenance ...	15,71,014	1,75,956	2,41,000	11,54,058	2,01,661
B.—New Works	540
C.—Debt Charges ...	4,03,566	2,60,575	...	1,42,991	1,42,696
D.—Provident Fund and Pension etc. ...	8,700	8,317	...	383	4,436
E.—Proportionate cost of collection water tax at 31 per cent. of the total expenditure of Dy. A. C. (E.S.) ...	69,239	50,498	7,000	11,741	...
Total II.—Water Works ...	20,52,519	4,95,346	2,48,000	13,09,173	3,49,333
III.—Education Primary—
IV.—Education Secondary					
A.—Municipal Free Reading Rooms and Libraries ...	10,490	7,046	2,000	1,444	7,838
B.—Grants-in-Aid to Public Institutions ...	4,000	1,000	1,000	2,000	...
C.—Provident Fund and Pension etc. ...	450	308	...	142	327
Total IV.—Education ...	14,940	8,354	3,000	3,586	8,165
V.—Public Health Department—					
A.—General Superintendence—					
(a) Central Office ...	1,14,576	65,084	6,682	42,810	58,323
(b) Epidemics ...	43,560	25,880	3,600	14,080	28,492
(c) Vaccination ...	48,417	23,212	5,450	19,755	16,867
(d) Malaria ...	1,65,721	32,200	9,975	1,23,546	55,981
(e) Miscellaneous ...	2,565	244	350	1,971	669
B.—New Works	414
C.—Provident Fund and Pension etc. ...	8,550	5,649	...	2,901	4,932
Total V.—Public Health Department ...	3,83,389	1,52,269	26,057	2,05,063	1,65,678
Total C/F ...	28,74,258	9,45,741	3,33,923	15,94,594	9,01,768

APPENDIX No. 4.

EXPENDITURE

Statement showing the Actuals as compared with the final grants for 1959-60.—

Particulars.	Final Grants sanctioned for expenditure during 1959-60.	Actuals for 1959-60.	Final grants compared with the actuals.		Actuals for 1958-59.
			Amount required to be renewed in 1960-61.	Savings.	
1	2	3	4	5	6
	Rs.	Rs.	Rs.	Rs.	Rs.
Total B/F ...	28,74,258	9,45,741	3,33,923	15,94,594	9,01,768
VI.—Medical Relief and Education—					
A.—Hospitals and Maternity Homes ...					8,096
(a) Hospitals ...	1,76,430	52,984	41,500	81,946	62,690
(b) Maternity Homes ...	1,70,314	85,474	15,400	69,440	...
B.—Dispensaries—					
(a) Dispensaries for out-patients ...	1,20,340	59,393	16,883	44,064	68,623
(b) Mobile Hospitals ...	40,944	31,500	8,000	1,444	...
C.—Medical and Nursing Assistance ...	500	500	26
D.—Family Planning ...	3,550	473	700	2,377	...
E.—Clinics etc. ...	2,000	...	1,000	1,000	...
F.—New Works ...	240	240	...
G.—Provident Fund and Pension etc. ...	12,500	6,704	...	5,796	3,834
H.—Grants-in-Aid to Public Institutions ...	2,000	2,000	68
I.—Debt Charges ...	39,699	25,952	...	13,747	13,932
Total—VI.—Medical Relief and Education ...	5,68,517	2,62,480	83,483	2,22,554	1,57,269
VII.—Street Cleansing and Conservancy, Road Watering and Halalkhore Service—					
A.—Street Cleansing and Conservancy ...	69,436	42,014	5,933	21,489	24,017
B.—Collection, Loading, Removal and Disposal of Town Refuse ...	6,36,063	3,91,487	66,138	1,78,538	3,86,808
C.—Halalkhore Service ...	5,17,237	3,23,575	60,000	1,33,662	2,45,427
Add—Proportionate cost of collection of Halalkhore tax at 10 per cent. of the total expenditure of Dy. A. & C. (E.S.) Dept. (excluding U.I.P. Tax ...	22,335	16,289	...	6,046	...
Total—C.—Halalkhore service ...	5,39,572	3,39,864	60,000	1,39,708	2,45,427
D.—New Works
E.—Provident Fund and Pension etc. ...	41,250	27,731	...	13,519	28,919
G.—Debt Charges ...	43,948	36,008	...	7,940	4,846
Total VII.—Street Cleansing, etc. ...	13,30,269	8,37,104	1,31,971	3,61,194	6,90,017
VIII.—Roads, S. W. Drains and Public Lighting—					
A.—General ...	70,968	27,327	25,400	18,241	28,215
B.—Maintenance of Roads ...	5,66,139	3,06,718	1,17,268	1,42,153	2,82,189
C.—Public Lighting ...	1,99,360	1,80,518	...	18,842	1,63,438
D.—New Works ...	2,19,278	38,460	46,500	1,34,318	34,258
E.—Debt Charges ...	59,956	47,019	...	12,937	9,682
F.—Provident Fund and Pension etc. ...	9,200	6,164	...	3,036	7,003
G.—Proportionate cost of collection of wheel tax at 5 per cent. of the total expenditure of Dy. A. & C. (E.S.) Dept. (excluding U. I. P. Tax) ...	11,168	8,144	3,000	24	...
Total—VIII.—Roads, S. W. Drains, etc. ...	11,36,069	6,14,350	1,92,168	3,29,551	5,24,785
IX.—Mechanical—					
A.—Assistant Engineers Establishment ...	10,200	2,840	600	6,760	1,396
B.—Maintenance of Electrical Installations ...	2,462	850	400	1,212	...
C.—Provident Fund, Pension, etc. ...	150	150	...
D.—New Works ...	25,000	25,000	...
Total IX.—Mechanical ...	37,812	3,690	1,000	33,122	1,396
Total C/F ...	59,46,925	26,63,365	7,42,545	25,41,015	22,75,235

APPENDIX No. 4.
EXPENDITURE.

Statement showing the Actuals as compared with the final grants for 1959-60.

Particulars.	Final Grants sanctioned for expenditure during 1959-60.	Actuals for 1959-60.	Final grants compared with the actuals.		Actuals for 1958-59.
			Amount required to be renewed in 1960-61.	Savings.	
1	2	3	4	5	6
Total—B/F ...	Rs. 59,46,925	Rs. 26,63,365	Rs. 7,42,545	Rs. 25,41,015	Rs. 22,75,235
X.—Buildings, Land Acquisition etc.—					
A.—Assistant Engineer (E.S.)'s Office Establishment ...	95,949	53,294	13,100	29,555	44,760
B.—Inspection and Supervision of Private Buildings ...	2,300	1,250	400	650	869
C.—Lump Sum provision for granting Improvement Subsidy to Building owners ...	3,751	...	1,000	2,751	...
D.—Provident Fund and Pension etc. ...	3,500	2,172	...	1,328	1,044
E.—Debt Charges ...	7,495	4,634	...	2,861	678
Total X.—Building, Land Acquisition, etc. ...	1,12,995	61,350	14,500	37,145	47,351
XI.—Fire Brigade—					
A.—Maintenance ...	6,000	1,959	1,000	3,041	487
B.—Debt Charges ...	666	548	...	118	...
C.—Proportionate cost of collection of Fire tax (2 p.c.) of the total expenditure of Dy. A. A. C. (E.S.) Deptt. (excloding U.I.P. Tax) ...	4,467	4,467	...
Total, XI.—Fire Brigade ...	11,133	2,507	1,000	7,626	487
XII.—Licensing, Removal of Encroachments on Public Streets and Administration of Shops and Establishments Act 1948, Administration of Theatre Tax and Parking Grounds—					
A.—Licensing Establishment ...	57,812	39,696	2,700	15,416	49,010
B.—Removal of Encroachments on Public Streets ...	1,363	148	400	815	284
C.—Administration of Shops and Establishment Act 1948 ...	2,900	451	600	1,849	370
D.—Administration of Theatre Tax ...	808	113	300	395	144
E.—Provident Fund and Pension etc. ...	2,450	2,450	2,671
Total XII.—Licensing, etc. ...	65,333	42,858	4,000	18,475	52,479
XIII.—Gardens and Open Spaces—					
A.—Maintenance ...	21,366	10,922	1,000	9,444	9,067
B.—Provident Fund and Pension, etc. ...	600	600	...
C.—New Works ...	48,822	20,485	2,000	26,337	5,373
D.—Debt Charges ...	5,555	3,747	...	1,808	...
Total XIII.—Gardens and Open Spaces ...	76,343	35,154	3,000	38,189	14,440
Total—C/F ...	62,12,729	28,05,234	7,65,044	26,42,451	23,89,992

APPENDIX No. 4—Contd.

Particulars.	Final Grants sanctioned for expenditure during 1959-60	Actuals for 1959-60	Final grants compared with the actuals.		Actuals for 1958-59.
			Amount required to be renewed in 1960-61.	Savings	
	Rs.	Rs.	Rs.	Rs.	Rs.
Total—Brought over ...	62,12,729	28,05,234	7,65,044	26,42,451	23,89,992
XIV.—Markets and Slaughter Houses—					
A.—Markets and Slaughter Houses—					
(a) Central Office ...	10,940	3,653	6,300	987	12,951
(b) Municipal Markets ...	56,399	30,861	22,800	2,738	22,808
(c) Private Markets ...	200	129	69	2	...
B.—New Works ...	600	600	8,188
C.—Debt Charges ...	14,159	11,179	...	2,980	815
D.—Provident Fund and Pension etc. ...	1,850	1,678	...	172	1,050
Total XIV.—Markets and Slaughter Houses ...	84,148	47,500	29,169	7,479	45,812
XV.—Contribution to—					
(1) Education Fund under Section 126(c) of the Bombay Municipal Corporation Act ...	5,89,000	5,05,862	15,000	68,138	3,86,007
(2) Special contribution to Budget 'E' subject to proposed amendment to Section 126C(c) of B.M.C. Act ...	15,000	15,000	30,000
Total XV.—Contribution, etc. ...	6,04,000	5,20,862	15,000	68,138	4,16,007
XVI.—Miscellaneous—					
A.—Provident Fund, Pensions, Gratuities, Compassionate Allowances
B.—Dearness Allowance
C.—Grants-in-Aid to Public Institutions
D.—Villages Amenities ...	1,60,000	12,425	40,786	1,06,789	...
Total XVI.—Miscellaneous ...	1,60,000	12,425	40,786	1,06,789	...
Total Expenditure ...	70,60,877	33,86,021	8,50,000	28,24,856	28,51,811

APPENDIX No. 4A

Statement showing details of Actuals of Expenditure incurred on New Works upto 31st March 1960.

	Expenditure upto 31-3-1959.	Expenditure during the year 1959-60.	Total Expenditure upto 31-3-1960.
	Rs.	Rs.	Rs.
II.—Water Works—			
A.—MAINTENANCE—			
VII.—New Works—			
Construction of structure to house the water pump at Malad ...	38*	2,468	2,506
B.—New Works—			
Providing 3/4 pipe line fro Akurly Road Tank to the Gate ...	502	...	502
Total II.—Water Works ...	540	2,468	3,008
V.—Public Health Department—			
B.—New Works—			
Construction of 6 bathrooms at crematorium at Malad ...	414	...	414
Total, V.—Public Health Department...	414	...	414
VI.—Medical Relief and Education—			
A.—HOSPITALS AND MATERNITY HOMES—			
(b) Maternity Homes
VIII.—New Works—			
Construction of Garage for housing Ambulance Car in the compound of Hospital at Malad	2,385	2,385
Total, VI.—Medical, Relief and Education	2,385	2,385
VIII.—Roads, S. W. Drains and Public Lighting—			
B.—MAINTENANCE—			
VI.—New Works—			
Roads leading from Jawahar Talkies to Chandan Baug at Mulund	8,299	8,299
Construction of a Datta Mandir Road at Malad	12,200	12,200
Construction of Lalajpatrai Road at Kandivli	5,960	5,960
Construction of Eksar Road at Borivli	14,732	14,732
D.—New Works—			
Asphlating road near Harijan Quarters at Jayaprakash Nagar, Goregaon	1,206	1,206
Construction of Two roads in Shri Nagar Housing Society, Goregaon	5,134	5,134
Construction of cross roads off—Aarey Road from Patkar Wadi to Naik Wadi at Goregaon	8,579	8,579
Asphlating of Road No. 2 and 3 in People's Own Housing Colony, Goregaon	8,058	8,058
Asphlating of Sardar Vallabhbhai Patel Roda, Kandivli	5,943	5,943
Asphlating of Nightsoil Department Road at Borivli	3,225	3,225
Construction of road leading to Shri Krishna Nagar, Borivli	5,108	5,108
Asphlating of Gopal Krishna Gokhale Road (remaining length) at Mulund	1,208	1,208
Construction of Nevatee Road extension, Malad ...	821	...	821
Construction of water-bound Mukadam Road at Malad ...	2,580	...	2,580
Asphlating of Nahur Road Extension at Mulund ...	7,313	...	7,313
Asphlating of Narottam Road and D. L. B. Road at Mulund ...	9,881	...	9,881
Construction of Thakur Road (Tappa-Gavan) and Yeshwant Tawde Road (Bhahladevi Gavan) at Dahisar ...	2,276	...	2,276
Construction of D. L. B. Road from Level Crossing to Gavan Pada Road (2) 2nd Lane from Sawantwadi to Junior Pradhan Wadi Market Lane on east and Copaldas Road at Mulund ...	10,136	...	10,136
Asphlating 3 Roads (1) P. Khare Road, (2) Gokul Road, () Zaver Road at Mulund ...	1,251	...	1,251
Total, VIII.—Roads, S. W. Drains etc. ...	34,258	79,652	1,13,910
XIII.—Gardens and Open Spaces—			
C.—New Works—			
Providing Garden on circular plot at Podar Road at Malad (East)	5,841	5,841
Providing Garden at Vijaya Nagar Society, Mulund	14,644	14,644
Construction of Public Park at Kandivli ...	5,373	...	5,373
Total, XIII.—Gardens and Open Spaces ...	5,373	20,485	25,858
XIV.—Markets and Slaughter Houses—			
Electrification of Fish and Mutton Markets, Mulund ...	1,313	...	1,313
Barbed Wire fencing—Mulund Market ...	6,875	...	6,875
Total, XIV.—Markets and Slaughter Markets...	8,188	...	8,188

* Expenditure incurred under 'B' New Works.

SUMMARY

	Expenditure upto 31-3-59.	Expenditure during the year 1959-60.	Total Expenditure upto 31-3-1960.
	Rs.	Rs.	Rs.
II.—Water Works	540	2,468	3,008
V.—Public Health Department	414	...	414
VI.—Medical Relief and Education	...	2,385	2,385
VIII.—Roads, S. W. Drains and Public Lighting...	34,258	79,652	1,13,910
XIII.—Gardens and Open Spaces	5,373	20,485	25,858
XIV.—Markets and Slaughter House	8,188	...	8,188
Grand Total	48,773	1,04,990	1,53,763

APPENDIX No. 4 B.

Statement showing the expenditure under Establishment, Dearness Allowance, Provident Fund and Pension during the year, 1959-60.

SERVICE HEAD	SUPERVISORY AND SUBORDINATE.			LABOUR, TECHNICAL AND OTHER.		
	Establishment.	Dearness Allowance.	Provident Fund Pension, etc.	Establishment.	Dearness Allowance.	Provident Fund Pension etc.
	Rs.	Rs.	Rs.	Rs.	Rs.	Rs.
I.—General Supervision, Collection of Revenue etc.						
A.—General Superintendence—						
(a) Corporation and Standing Committee
(b) Chief Auditor's Establishment	11,042	3,746	718	559	540	...
(c) M. C.'s Office	25,254	6,540	866	2,544	2,280	171
(d) Audit and Accounts	42,378	19,491	2,952	4,461	3,780	398
B.—Collection of Revenue etc.						
(a) Property and Wheel Tax	1,13,345	43,653	7,512	9,000	8,494	608
II.—Water Works—						
A.—Maintenance	39,098	12,978	3,673	35,533	40,630	4,644
III.—Repairs and Maintenance—						
(a) Labour
IV.—Education—Secondary—						
A.—Municipal Free Reading Rooms and Libraries	1,816	1,302	194	888	900	114
V.—Public Health Department—						
(a) Central Office	39,827	15,801	3,000	3,431	3,363	549
(b) Epidemic (i) General	10,727	2,441
(ii) Disinfectants	2,953	2,038	700	3,363	3,567	200
(c) Vaccination	11,844	6,807	1,000	508	509	200
(d) Malaria	5,828	1,961	...	3,627	3,976	...
VI.—Medical Relief and Education—						
A.—Maternity Home	22,420	10,352	1,000	12,017	15,087	1,100
B.—Dispensaries	24,950	9,855	4,151	3,347	3,939	453
VII.—Street Cleaning and Sanitation—						
A.—Street Cleansing	25,459	9,358	...	1,171	1,081	...
B.—Collection of Revenue—						
I.—Collection of Town Refuse	20,843	10,015	3,565	1,28,036	1,37,719	11,550
II.—Removal of Town Refuse						
(a) Bullock Traction	4,928	5,638	430
(b) Motor Traction	14,242	16,435	1,500
III.—Loading of Town Refuse	8,174	7,326	1,185
C.—Halalkhore Service—						
(a) Cleansing and Sanitation	94,882	1,08,634	9,500
(b) Transport—						
(i) Bullock Traction	589	564	...
(c) Cleansing of Drains and Gutters	5,004	5,943	...
VIII.—Roads, S. W. Drains, etc.—						
A.—General	9,065	4,319	...	3,704	3,868	...
B.—Maintenance	34,061	8,992	3,500	31,734	30,486	2,664
III.—Repairs and Maintenance—						
(a) Labour	70,586
IX.—Mechanical	688	162
X.—Buildings, Land Acquisition and Management	34,791	9,252	800	3,162	3,510	1,372
XII.—Licensing, Removal etc.—						
A.—Licensing	22,915	7,101	2,166	4,811	4,254	284
XIII.—Gardens and Open Spaces	4,203	4,510	...
XIV.—Markets and Slaughter Houses—						
A.—Markets and Slaughter Houses	2,238	1,380	250	35
B.—Municipal Markets	8,589	4,118	800	7,879	8,017	628
Total	5,10,131	1,91,662	36,847	4,62,418	4,25,050	37,550

APPENDIX No. 7

SUMMARY.

	Total Capital Expenditure upto 31st March 1959.		Expenditure during 1959-60.		Total Capital Expenditure upto 31st March 1960.	
	Rs.	nP.	Rs.	nP.	Rs.	nP.
Loan Funds.						
I.—General Supervision, Collection of Revenue, etc.
II.—Water Works ...	22,79,445.47	...	18,07,322.93	...	40,86,768.40	...
III.—Education Primary
IV.—Education Secondary
V.—Public Health Department
VI.—Medical Relief and Education ...	2,97,839.36	...	9,033.51	...	3,06,872.87	...
VII.—Street Cleansing and Conservancy Road Watering ...	22,373.90	...	3,38,131.84	...	3,60,505.74	...
VIII.—Roads, S. W. Drains and Public Lighting ...	1,43,440.89	...	1,32,710.59	...	2,76,151.48	...
X.—Buildings, Land Acquisition and Management
XI.—Fire Brigade
XIII.—Gardens and Open Spaces	20,889.30	...	20,889.30	...
XIV.—Markets and Slaughter Houses
XV.—Village Amenities ...	15,216.79	...	34,878.26	...	50,095.05	...
Plant and Machinery ...	37,149.00	...	50,719.20	...	87,868.20	...
Discount and other charges on Loans ...	45,222.50	45,222.50	...
Grand Total ...	28,40,687.91	...	23,93,685.63	...	52,34,373.54	...

APPENDIX No. 7.

Block Account showing details of Capital Expenditure upto 31st March 1960.

Name of the Work	Total Capital Expenditure upto 31st March 1959.		Expenditure during 1959-60.		Total Capital Expenditure upto 31st March 1960.	
	Rs.	nP.	Rs.	nP.	Rs.	nP.
II.—WATER SUPPLY						
Laying suitable sized mains for the two areas JawaharNagar and Jayprakash Nagar at Goregaon	53,013.88		58,649.53		1,11,662.41	
Tapping 8" main at Marve Road junction and Ghodbunder Road and laying a suitable main in Ghodbunder Road towards south upto junction of Dadyseth Road at Malad	47,483.38		10,560.85		58,044.23	
Laying 6" loop main at Jakeria Road Nanabhai Road and Dadyseth Road, Malad	18,833.66		183.81		19,017.47	
Laying 6" main on the East Side along Daftary Road upto Pushpa Park tapping it off the 8" Military Main Malad	34,941.93		1,550.89		36,492.82	
Laying a 4" main along Quarry Road from 8" Military Main (Malad)	14,191.22		528.04		14,719.26	
Laying a 6" main by tapping 8" Military Main at junction of the Marve Road with Ghodbunder Road (Kandivli)	64,024.43		23,711.53		87,735.96	
Laying a Trunk Feeder main from Jogeshwari along Ghodbunder Road Osvera Bridge to Dahsar Limits.	20,13,952.50		3,56,713.84		23,70,666.34	
Laying a 6" A. C. Main in Ghodbunder Road from Goregaon Station Road to Dadyseth Road, Malad			25,741.40		25,741.40	
Laying 9" C. I. Water Main in Aarey Road and 4" A. C. Water Main along Station Road and parallel to Western Railway in Goregaon			76,290.12		76,290.12	
Laying 6" A C Main in Ghodbunder Road from Parekh Nagar to Borivli Station	7,451.35		12,088.36		19,539.71	
Laying 4" Am C Main in Kisan Road, Anand Road and Manchabhai Road at Malad			47,147.72		47,147.72	
Laying 4" A.C. Main in Station Road, Shankar Lane and Mathurdas Road at Kandivli			40,645.71		40,645.71	
Laying 12" C. I. Main Bombay Agra Road from junction of Camp Road to junction of Murar Road and 9" main in Bombay Road at Mulund			16,739.57		16,739.57	
Laying 12" C. I. Main in Mahatma Gandhi Road (Cown Road) Mulund from Bombay Agra Road to Station Road			32,890.03		32,890.03	
Laying 9" C. I. Main in Gopaldas Road from Carter Road to Jairam Road at Mulund			8,088.66		8,088.66	
Laying 4" C. I. Main in Society Road from junction of Gopaldas Road to Station Road	5,416.26		6,629.32		12,045.58	
Laying 4" C. I. Main in Jawahar Road from junction of Gopaldas Road to Station Road at Mulund			7,030.63		7,030.63	
Laying 4" C. I. Main in Narottam Road from junction of Gopaldas Road to Station Road at Mulund	182.11		1,839.44		2,021.55	
Laying 6" Main in Gopal Krishna Gokhale Road from junction of Lokmanya Tilak Road to Sant Tulsidas Road and 4" Main in Santa Tukaram Road at Mulund East			9,855.01		9,855.01	
Laying 6" Main in Lokmanya Tilak Road in East Mulund from 9" Main opposite Station upto Shri Gopal Krishna Gokhale Road at Mulund East			3,864.40		3,864.40	
Laying of 6" Main along Road leading to Pandurang wadi from Aarey Road, Goregaon			13,436.23		13,436.23	
Laying of 6" Main along Road leading to Gogate Wadi and Pandya Chawl from Aarey Road, Goregaon			4,352.60		4,352.60	
Laying of 9" and 6" Main along Ishwarbhai Patel Road and to Cross Roads, Goregaon			38,828.22		38,828.22	
Laying of 6" Main along a Road at Goregaon East from Railway Station towards Jogeshwari side Goregaon			13,886.85		13,886.85	
Laying of 9" and 4" Main along Mahatma Gandhi Road and its Cross Roads, Goregaon			54,153.10		54,153.10	
Laying of 6" Main along Roads of Bandongri at Malad			12,430.67		12,430.67	
Laying of 6" Main along Datta Mandir Road, Malad						
Laying of 6" Main in Extension to Manchbhai Road from Culvert along Bandongri Road			319.20		319.20	
Laying of 6" Main along Haji Bapubhai Road at Malad			29,026.66		29,026.66	
Laying of 6" Main along Ramchandra Lane and surrounding Area Malad			17,745.75		17,745.75	
Laying 4" Main Along Nursing Lane, Malad			5,293.23		5,293.23	
Laying of 6" and 4" Main along amlatdarwadi and Liberty Garden Scheme at Malad			31,943.93		31,943.93	
Laying 6" Main along Underia Road, Kumbhar Road and Gaotian Road at Malad			28,624.97		28,624.97	
Laying 9" and 6" Main along N. L. Road and Bunder Road at Malad			43,652.89		43,652.89	
Total, II.—Water Works—Carried forward	22,59,490.72		10,34,442.16		32,93,932.88	

APPENDIX No. 7.—(Contd.)

Block Account showing detailed of Capital Expenditure upto 31st March 1960.

Name of the Work.	Total Capital Expenditure upto 31st March 1959.		Expenditure during 1959-60.		Total Capital Expenditure upto 31st March 1960.	
	Rs.	nP.	Rs.	nP.	Rs.	nP.
Brought forward ...	22,59,490.72		10,34,442.16		32,93,932.88	
Laying of 6" and 4" Main along Catholic Colony, Malad		10,459.63		10,459.63	
Laying of 6" and 4" Main along Cross Roads of Underaj Road and Kumbhar Wada and along N. S. Depot Road at Malad West		3,583.38		3,583.38	
Laying of 4" Main along Quarry Road and its surrounding Areas as under—						
(a) Extending the existing 4" Main along Quarry Road	
(b) Laying 4" C. I. Main along Cross Roads of Quarry Road, Malad East		1,690.50		1,690.50	
Laying of 4" Main along Orlem Village at Malad West		3,705.51		3,705.51	
Laying of 4" Main along Cross Roads at Daftary Road tapping 6" Main along Daftary Road at Malad (West)		14,688.27		14,688.27	
Laying of 4" Main along Nadiadwalla Colony and Usman Nagar Road at Malad West, tapping 24" C. I. Main along G. B. Road, Malad		317.77		317.77	
Laying of 6" and 4" C. I. Main along Kamala Nehru Road, Bajaj Road Dr. Dalvi Road and Surrounding Area and Road Parallel to Railway track at Kandivali		4,413.34		4,413.34	
Laying of 9" and 6" and 4" Main along Kastruba Road Jamnadas Adukiya Road and Surrounding Area		11,351.86		11,351.86	
Laying of 9" and 4" Main along Shantilal Modi Road and Hemu Kalani Road and the Surrounding Area		25,151.41		25,151.41	
Laying of 9" and 4" Main along Kandivali Village Road and Surrounding Area at Kandivali		26,232.71		26,232.71	
Laying of 9" and 4" Main along Akruli Road and Surrounding Area at Kandivali		15,043.56		15,043.56	
Laying of 6" Main along Road of Ashoknagar and Road leading to Ashoknagar		127.90		127.90	
Laying of 6" Main along Goraswadi at Kandivali West		5,527.08		5,527.08	
Laying of 9" and 6" Service Main in Extension from Northern Level crossing of Borivli Railway Station upto Dahisar Limit at Borivli and Dahisar ...	3,018.09		69,954.73		72,972.82	
Laying of 12" and 9" Service Main in Lokmanya Tilak Road, Borivli ...	401.86		1,16,626.19		1,17,028.05	
Laying of 6" and 4" Service Main along Road in Bahai Village		5,759.94		5,759.94	
Laying of 9" Service Main Dharmadas Road and Eksar Road	
Laying 4" Main along Jambli Galli and 2" communication line along Gorai Cross Lane		1,862.87		1,862.87	
Laying of 6" and 4" Service Main along Shimpoli Road and Surrounding Area		30,628.56		30,628.56	
Laying of 6" Main along Chandavarkar Road		5,151.69		5,151.69	
Laying 12" and 4" Main along Vallabhai Patel Road upto Vallabhagar Bus Stop ...	5,523.90		1,91,685.85		1,97,209.75	
Laying of 9", 6" and 4" Main on Mahatma Gandhi Road, Kasturba Road (Carter Road and their Cross Roads at Borivli East) ...	4,534.10		97,628.09		1,02,162.19	
Laying of 9" and 6" Main on Dattapada Road and Surrounding Area at Borivli East		27,117.62		27,117.62	
Laying of 6" and 4" Main in Road of Daulat Nagar Borivli East		31,573.49		31,573.49	
Laying of 6" and 4" Service Main along a road leading to I. C. Colony from Church Vallabhagar Junction		163.37		163.37	
Laying of 9" and 4" Main along East Dhisaar Road ...	2,482.40		40,491.61		42,974.01	
Laying of 9", 6" and 4" Main along West Dahisar Roads in Extension from 9" Main along Sir Bharucha Road via Culvert on South of Dahisar Railway Station ...	3,994.40		31,943.84		35,938.24	
Laying of 9" Main through Road connecting G. B. Road and Dattapada Road via Culvert on South of Borivli Railway Station	
Total, II.—Water Works ...	22,79,445.47		18,07,322.93		40,86,768.40	
VI.—MEDICAL RELIEF.						
Construction of Shri Mansadevi Tulsiram Agarwal Municipal General Hospital at Mulund inclusive of cost of equipment ...	2,97,839.36		9,033.51		3,06,872.87	
Construction of Maternity Home at Goregaon	
Construction of Maternity Home at Borivli	
Construction of staff quarters at Municipal General Hospital, Mulund	
Total, VI.—Medical Relief, etc. ...	2,97,839.36		9,033.51		3,06,872.87	

APPENDIX No. 7—Contd.

	Total Capital Expenditure upto 31st March 1959.		Expenditure during 1959-60.		Total Capital Expenditure upto 31st March 1960	
	Rs	nP	Rs	nP	Rs.	nP
VII.—STREET CLEANSING AND CONSERVANCY, ETC.						
Construction of Harijan Quarters at Malad	79.28		1,78,180.80		1,78,260.08	
Construction of Harijan Quarters at Kandivli			193.46		193.46	
Construction of Harijan Quarters at Mulund			1,19,204.00		1,19,204.00	
Construction of a garage and workshop at Malad for conservancy vehicles			11,236.88		11,236.88	
Construction of Harijan Quarters at Goregaon			114.11		114.11	
Survey work of Malad and Mulund	22,294.62		29,202.59		51,497.21	
Total, VII.—Street Cleansing, etc.	22,373.90		3,38,131.84		3,60,505.74	
VIII.—ROADS, S. W. DRAINS, ETC.						
Construction of Roads with permanent mode of construction	1,43,440.89		15,478.62		1,58,919.51	
Construction of salt deptt. road from levelcrossigatsouthto Salt Pan Bungalow Mulund						
Construction of Roads in Goregaon Government Housing Colony at Goregaon			15,931.69		15,931.69	
Construction of Bunder Road at Malad			20,322.75		20,322.75	
Construction of Nadiadwala Colony Road, Malad						
Construction of Orlem Village Road, Malad						
Construction of Road from Madh to Versova Madh Ferry						
Construction of Charcop and Bandar Pakhadi Road, Kandivali						
Construction of Gokhale Road and Dattamandir Road, Kandivali			19,677.61		19,677.61	
Widening of Gorai Road at Borivli			21,910.35		21,910.35	
Construction of Kandarpada, Mandapeshwar Road at Borivli			16,459.15		16,459.15	
Construction of Road from Vazira to Broadcasting Station to 1 at Borvli... ..			22,930.42		22,930.42	
Construction of permanent bridge to replace Bailey Bridge at Marve Road, Malad... ..						
Total, VIII.—Roads, S W. Drains, etc.	1,43,440.89		1,32,710.59		2,76,151.48	
X.—BUILDINGS, LAND ACQUISITION, ETC.						
Acquisition of land for Public purposes						
Acquisition of setbacks for road widening						
Acquisition of Administrative Buildings for Municipal purposes at Malad						
Acquisition of land for Vegetable Market, Kandivali						
Acquisition of land for Vegetable Market, Borivli						
Acquisition of land for Vegetabe Market, Dahisar						
Acquisition of land for Vegetable Market, Malad (Tank)						
Total, X.—Buildings, Land Acquisition, etc.						
XIII.—GARDENS AND OPEN SPACES.						
Acquisition of a plot known as Tank at Malad (West), Jackeria Road and filling in the same—						
(i) Cost of acquisition						
(ii) Cost of filling in with Katchra and murum in alternate layers						
Construction of Garden at Vithalbhai (Vallabbhaj) Patel Road at Kandivli			20,889.30		20,889.30	
Total, XIII.—Gardens and Open Spaces			20,889.30		20,889.30	

APPENDIX No. 7—Concl'd.

	Total Capital Expenditure upto 31st March 1959.		Expenditure during 1959-60.		Total Capital Expenditure upto 31st March 1960.	
	Rs	nP.	Rs	nP.	Rs.	nP.
XIV—MARKETS AND SLAUGHTER HOUSES, ETC.						
Construction of a Vegetable and Fruit Market at Mulund
Construction of a Market at Borivali (East)
Construction and remodelling Market at Borivali (West)
Total, XIV.—Markets and Slaughter Houses
XV.—VILLAGE AMENITIES						
PLANT AND MACHINERY TO BE PURCHASED OUT OF ADVANCES FROM LOAN FUNDS.	15,216.79		34,878.26		50,095.05	
II.— WATER WORKS.						
Purchase of Water Meters	19,514.25		...		19,514.25	
VIII—ROADS S. W. DRAINS, ETC.						
Purchase of one Tanton Diesel Roller	...		50,719.20		50,719.20	
XI.— FIRE BRIGADE.						
Purchase of Motor Jeep	17,634.75		...		17,634.75	
Total— Plant and Machinery	37,149.00		50,719.20		87,868.20	
Discount and other charges on the Loan Rs. 25,00,000 in 1957-58	22,500.00		...		22,500.00	
Discount and other charges on the Loan of Rs. 20,00,000 out of 35 lakh Loan 1958-59.	22,722.50		...		22,722.50	
Total—Discount and Other Charges	45,222.50		...		45,222.50	

G. V. DAMLE,
Chief Accountant.

M. G. PIMPUTKAR,
Municipal Commissioner.

APPENDIX No. 8.

Statement Showing (1) the total amount of Municipal Loans raised (2) the expenditure incurred there against and (3) the invested balance of the Loans on 31st March 1960.

	Amount available for expenditure.	I.—General Supervision Collection of Revenue etc.	II.—Water Supply	III.—Education Primary.	IV.—Education Secondary.	V.—Public Health Department.	VI.—Medical Relief and Education.	VII.—Street Cleansing and Conservancy etc	VIII.—Roads, S. W. Drains and Public Lighting.	X.—Buildings Land Acquisition, and Management.	XI.—Fire Brigade.	XIII.—Gardens and Open Spaces.	XIV.—Markets and Slaughter Houses.	XV.—Village Amenities.	Advances for purchase of Plant and Machinery.	Discount and other charges.	Total expended on works upto 31-3-1960.	Balance expended on 31st March 1960.
(1)	(2)	(3)	(4)	(5)	(6)	(7)	(8)	(9)	(10)	(11)	(12)	(13)	(14)	(15)	(16)	(17)	(18)	(19)
	Rs.	Rs.	Rs.	Rs.	Rs.	Rs.	Rs.	Rs.	Rs.	Rs.	Rs.	Rs.	Rs.	Rs.	Rs.	Rs.	Rs.	Rs.
Amount of Loan raised from Public in 1957-58.	25,00,000																	
Amount of contribution received from Government during the year 1957-58	8,20,866																	
Amount of Loan raised from Public in 1958-59	20,00,000																	
Amount of contribution received from Government during the year 1958-59	...																	
Amount of Loan raised from Public in 1959-60	25,00,000																	
	78,20,866	...	40,86,768.40	3,06,872.87	3,60,505.74	2,76,151.48	20,889.30	...	51,095.05	87,868.20	45,222.50	52,34,373.54	25,86,492.46

G. V. DAMLE,
Chief Accountant.

M. G. PIMPUTKAR,
Municipal Commissioner.

APPENDIX No. 9

Sinking Fund

Statement showing the Actual Investments on account of the Sinking Fund of different Municipal Extended Suburbs Loans upto 31st March 1960, compared with the amounts which should have accumulated upto that date on the basis of the Fixed Instalments and the sums set aside as Sinking Fund as on 31st March 1960.

Name of Loan.	Amount raised	When raised.	When repayable.	Amount of Annual Sinking Fund Instalment.	Date when Sinking Fund commenced.	Amount of Sinking Fund which should have accumulated upto 31st March 1960, at compound interest.
	Rs.			Rs.		Rs. nP.
(3½ per cent. basis). 4½ per cent. Rs. 25 lakhs Bombay Municipal Extended Suburbs Loan of 1957-58 for financing capital Works such as water works etc. ...	25,00,000	15-3-1958	15-3-1983	64,185	28-3-1959	1,30,808.00
(3¾ per cent. basis). 4¼% Rs. 20 lakhs (out of Rs. 35 lakhs) Loan 1959-60 ...	20,00,000	24-3-1959	15-3-1984	49,664	24-3-1960	49,711.00
Total ...						1,80,519.00

** Annual Sinking Fund instalment on 25 years' basis:

(1)	AMOUNT ACTUALLY INVESTED UPTO 31ST MARCH 1959.				Amount of Interest accrued upto 31st March 1959, to be collected and invested in 1960-61.	Total of Columns 5 and 6.
	Amount of Sinking Fund invested upto 31st March 1959.	Sinking Fund Instalments paid in 1959-60.	Interest, etc., accumulations invested in 1959-60.	Total.		
	Rs. nP.	Rs. nP.	Rs. nP.	Rs. nP.	Rs. nP.	Rs. nP.
Sinking Funds ...	64,185	1,13,849.00	1,278.00	1,79,312.00	168.16	
Deduct withdrawn for repayment of Loans		
Total Sinking Funds ...				1,79,312.00		
In Public Securities as detailed in Appendix No. 15-A ...				1,79,312.00		
In Cash with the State Bank of India, Dadar		
Total ...				1,79,312.00	168.16	1,79,480.16

* The Market Value of the securities on 31st March 1960 is Rs. 1,58,056 as shown in Appendix No. 15.

G. V. DAMLE,
Chief Accountant.

M. G. PIMPUTKAR,
Municipal Commissioner.

APPENDIX No. 10.

Statement showing Outstanding Loans due by the Municipality (Extended Suburban Area), the Interest Outstanding on 1st April 1959 on the different Loans, the amount payable for the year 1959-60, the amount paid in office during the year and the balance Outstanding on 31st March 1960.

Serial No.	Particulars of Loan.	Rate of interest.	Balance due on 1.4.1959.	Amount raised in 1959-60	Total.	Amount repaid in 1959-60.	Balance due on 31-3-1960	Interest outstanding on 1.4.1960.	Interest payable in 1959-60.	Total Interest due.	Deduct Interest paid.	Outstanding balance on 31-3-1960.
		Rs.	Rs.	Rs.	Rs.	Rs.	Rs.	Rs.	Rs.	Rs.	Rs.	Rs.
	Loans raised from the Public.	%										
1	4½ per cent. 25 lakhs Bombay Municipal Extended Suburbs Loan of 1957-58 for financing Capital Works such as Water Works, etc.	4½	25,00,000	...	25,00,000	...	25,00,000	...	1,06,250	1,06,250	1,06,250	...
2	4½ per cent. 20 lakhs (Out of 35 lakhs) Bombay Municipal Extended Suburbs Loan of 1958-59 for financing Capital Works such as Water Works, etc.	4½	20,00,000	...	20,00,000	...	20,00,000	...	80,722.25	80,722.25	80,722.25	...
3	4 per cent. Rs. 25 lakhs Loan 1959-60	4	...	25,00,000	25,00,000	50,000	50,000	50,000	...
	Total	...	45,00,000	25,00,000	70,00,000	...	45,00,000	...	2,36,972.25	2,36,972.25	2,36,972.25	...

G. V. DAMLE,
Chief Accountant.

M. G. PIMPUTKAR,
Municipal Commissioner.

APPENDIX No. 11.

Statement of Advance for 1959-60.

Name of Account.	Opening Balance on 1st April 1959.	Debits during 1959-60.	Total.	Credits during 1959-60.	Closing Balance on 31st March 1960.
	Rs.	Rs.	Rs.	Rs.	Rs.
Departmental Works
Water Works ..	90,141.94	42,215.53	1,32,357.47	100	1,32,257.47
Roads, Buildings and Drainage ...	44,536.42	2,27,633.33	2,72,169.75	94.37	2,72,075.38
Total ...	1,34,678.36	2,69,848.86	4,04,527.22	194.37	4,04,332. 85
Private Works :—					
Water Works ...	617.81	1,496.87	2,114.68	...	2,114.68
Roads, Buildings and Drainage ...	153.24	15,130.40	15,283.64	1,805.88	13,477.76
Total ...	771.05	16,627.27	17,398.32	1,805.88	15,592.44
Municipal Officers :—					
Dishonoured Cheques	67,934.75	67,934.75	67,934.75	...
Standing advances for Contingent Expenses.	4,800.07	1,400.00	6,200.07	...	6,200.07
Standing Advances for Unpaid Salary Cash.	2,015.06	...	2,015.06	...	2,015.06
Motor Cars and Motor Cycles to Officers.	...	8,000.00	8,000.00	640.00	7,360.00
Cycle Advances to Subordinate
Total ...	6,815.13	77,334.75	84,149.88	68,574.75	15,575.13
Advances—Sundries and Miscellaneous.	6,52,545.08	9,52,868.22	16,05,413.30	57,988.87	1547,424.43
Municipal Contractors ...	1,255.21	...	1,255.21	...	1,255.21
Advances, Sundries cost of revision of grades of Suburban Staff.
Demolition of Shed
Advances for Improvement of private streets.
Purchase of Petrol and Diesel oil
Town Planning Scheme in Suburbs
Total ...	6,53,800.29	9,52,868.22	16,06,668.51	57,988.87	15,48,679.64

G. V. DAMLE,
Chief Accountant.M. G. PIMPUTKER,
Municipal Commissioner.

APPENDIX No. 12.

Statement of Deposit Account for 1959-60.

Name of Account.	Opening Balance on 1st April 1959.	Credits during 1959-60.	Total.	Debits during 1959-60.	Closing Balance on 31st March 1960.
	Rs.	Rs.	Rs.	Rs.	Rs.
A.—Cash Deposits from Contractors, etc.:					
(1) From Contractors ...	53,240.32	19,497.37	72,737.69	28,496.00	44,241.69
(2) From Tenderers ...	20,425.00	1,15,920.00	1,36,345.00	51,335.00	85,010.00
B.—Cash Deposits from Private Parties received through Departmental officers					
(1) Assistant Engineer, 1st Grade ...	13,656.00	9,056.75	22,712.75	2,702.00	20,010.75
(2) Assistant Engineer, Water Works	1,57,935.24	5,05,651.72	6,63,586.96	4,650.92	6,58,936.04
(3) Deputy Assessor and Collector...	2,79,710.42	10,98,073.11	13,77,783.53	8,81,860.60	4,95,922.93
(4) Assistant Health Officer ...	40.00	1,082.00	1,122.00	...	1,122.00
(5) Assistant Superintendent of Licences.	9,434.63	22,534.93	31,969.56	...	31,969.56
(6) Assistant Superintendent of Markets.	5,106.74	3,114.28	8,221.02	...	8,221.02
(7) Assistant Head Supervisor ...	605.00	532.00	1,137.00	525.00	612.00
(8) Asstt. Municipal Commissioner.	705.00	12.85	717.85	267.85	450.00
(9) A. E., N Ward
(10) A. E., T. P. Schemes
(11) Insecticide Officer ...	1,785.00	2,130.00	3,915.00	3,130.00	785.00
(12) Chief Librarian ...	1,128.00	2,188.00	3,316.00	347.00	2,969.00
(13) C. O., Fire Brigade
C.—Other Cash Deposits *	1,94,929.50	50,12,443.76	52,07,373.26	2,72,486.86	49,34,886.40
D.—Cash Deposits from Lessees
E.—Paper Deposits kept in Office—					
(1) From Contractors, etc. ...	78,900.00	26,550.00	1,05,450.00	64,500.00	40,950.00
(2) From Tenderers ...	8,000.00	25,200.00	33,200.00	17,200.00	16,000.00
(3) Donations ...	56,480.40	...	56,480.40	...	56,480.40
(4) Securities held under objection.	30,000.00	400.00	30,400.00	30,400.00	...
F.—Paper Deposits from Municipal Employees and Contractors lodged with the Imperial Bank of India	...	94,500.00	...	94,500.00	...
G.—Paper Deposits from Lessees, etc., lodged with the Imperial Bank of India and Reserve Bank
H.—Sales Tax	1.17	26.50	27.67	7.62	20.05
I.—Cash Deposit from retired Municipal employees opting for Pension					
Total ...	9,12,082.42	69,37,067.36	78,49,149.78	14,52,408.85	63,96,740.93

* Rs. 44,76,165 74 wrongly Credited by bank, on 30.3.60

G. V. DAMLE,
Chief Accountant.

M. G. PIMPUTKAR,
Municipal Commissioner.

APPENDIX No. 13.

Statement showing Interest accrued but not paid in respect of the following Municipal Loans credited to Suspense Account pending adjustment in their respective years of repayment, outstanding on 31st March 1960.

Year of Adjustment.	Particulars of Loans.				Amount of Interest accrued but not paid outstanding.		Date of Maturity of the Loan.
	Rs.	p.	Rs.	p.	Rs.	p.	
1958-59	4,427	00	4% Rs. 25 Lakhs Loan (1957-58)				15th March 1983.
1959-60	1,889	00	4% Rs. 20 Lakhs Loan (1958-59)				15th March 1984.
	6,316	00					
<p>G. V. DAMLE, Chief Accountant.</p> <p>M. G. PIMPUTKAR, Municipal Commissioner.</p>							

APPENDIX No. 14.

Statement showing the Amounts of the Receipts and Expenditure respectively credited and debited to the Municipal Fund during the year 1959-60 and the Balance at the credit of the Fund at the close of the year 1959-60 (i.e., 31st March 1959).

	Details	Total
	Rs. nP.	Rs. nP.
RECEIPTS—A.—REVENUE ACCOUNT:		
I.—General Tax, Indirect Taxation and Miscellaneous Revenue—		
A.—General Tax	18,68,959.99	
B.—Grants-in-aid in respect of fines for offences against the law		
C.—Interest and profit on Investment of Surplus Loans and other balance	1,34,573.69	
D.—Miscellaneous	18,959.35	
		20,22,493.03
2. Water Works—Water Tax and other Miscellaneous Water Works Revenue		5,32,143.72
3. Education—Primary		
4. Education—Secondary		1,184.67
5. Public Health Department		5,214.83
6. Medical Relief and Education		6,986.14
7. Street Cleansing and Conservancy, Road Watering and Halalkhore Service—		
A.—Halalkhore Tax	12,94,309.66	
B.—Miscellaneous	838.17	
		2,95,147.83
8. Roads, Drains and Public Lighting—		
A.—Wheel Tax and Government Contribution in lieu of Tolls	56,408.60	
B.—Quarry Receipts		
C.—Miscellaneous	7,681.98	
D.—Ferry Receipts	4,650.00	
		68,740.58
9. Mechanical		3.00
10. Buildings, Land Acquisition and Management—		
A.—Rent of Buildings	10,394.00	
B.—Ground Rent	12,118.00	
C.—Miscellaneous	5,283.90	
		17,795.90
11.—Fire Brigade—		
A.—Fire Tax		
B.—Other Receipts		
12. Licensing, Removal of Encroachments on Public Streets and Administration of Shops and Establishment Act, 1948 and Theatre Tax—		
A.—Licences for Dangerous and Offensive Trades	52,180.34	
B.—Removal of Encroachments on Public Streets, Licences for squatters and Hawkers and fees for removal of encroachments	6,499.57	
C.—Grants-in-aid from Government for the Administration of Shops and Establishment Act, 1948	2,230.20	
D.—Miscellaneous	5,426.80	
E.—Receipts from Theatre Tax	55,933.40	
		1,22,270.31
13. Gardens and Open Spaces		
14. Markets and Slaughter Houses		92,662.94
15. Contribution from Capital Funds to Revenue on account of Loan Works Staff		1,13,428.04
16. Rebate from Government on account of Collection of the Urban Immoveable Property Tax in the Suburbs		10,223.94
17. Grants-in-aid from Government		10,20,576.31
18. Share from Budget 'A' for Town Duties under Section 123(B)2		4,35,202.00
		47,44,073.24
	Total—Revenue Receipts	

APPENDIX No. 14—(Contd.)

	Details.	
	Rs. nP.	Rs. nP.
RECEIPTS—B.—CAPITAL ACCOUNT.		
Capital Receipts—		
New Loan 1958-59	...	25,00,000
Trust Funds
Contribution from Govt. equal to 1/3rd of the Exp. etc
Contribution from Hospital Fund of Budget 'A'
Total—Capital Account Receipts	...	25,00,000
RECEIPTS—C.—SUSPENSE ACCOUNT.		
I.—Sinking and Special Fund Accounts—		
Sinking Fund Accounts
Special Fund account Provident Fund account—	...	1,15,127.00
II.—Paper and Cash Accounts—		
(1) Sinking Funds	95,815.25	
(2) Special Funds	4,246.89	
(3) Surplus Funds	1,15,219.46	
(4) Loan Funds	94.45	
State Bank of India and Other Local Banks on account of Sundry Deposits	1,18,86,956.66	1,21,02,332.71
III.—Suspense Accounts—		
Deposit Account	69,37,067.36	
Advances for demolition of unauthorised structures and for removal of unsafe buildings in the suburbs	...	
Advances for improvement of Private street	...	
Advances for purchase of Petrol	...	
Advances for Departmental Works	194.37	
Advances for Private Works	1,805.88	
T. P. Schemes	...	
Advances Sundries Miscellaneous Advances	57,988.79	
Advances cost of Revision of Grades	...	
Advances Municipal Contractors	...	
Advances and Suspense Account Sundries, Miscellaneous	...	
Advances loss or gain due to conversion to Decimal coinage	0.08	
Advances—Municipal Officers—		
(a) Dishonoured Cheques	67,934.75	
(b) Standing Advances for Contingent Expenses	640.00	
(c) Motor Cars and Motor Cycles to Officers	...	
(d) Cycle advances to Subordinates	...	
Provident Fund Receivable (Suburbs)	2,72,892.57	
Interest Receivable A/c	...	
Greater Bombay Suburbs Municipal Corporation Loan Interest Warrants Payable Account	...	
Interest accrued but not paid	4,102.00	
Cash Bills Outstanding Account	2,535.97	
Cheques Payable	1,52,18,238.73	
Plant and Machinery to be purchased out of S. C. B.	...	
Wages Deposit A/c	1,44,781.72	2,27,08,182.22
Advances out of Surplus Cash Balance for financing the expenditure on Capital Works Loan Funds	...	
Total—Suspense Account Receipts—I, II, III	...	3,49,25,641.93
EXPENDITURE—A.—REVENUE ACCOUNT.		
I.—General Supervision, Collection of Revenue, etc.—		
A.—General Superintendent—		
(a) Corporation and Standing Committee	12,393.27	
(b) Chief Auditor's Establishment	16,042.33	
(c) Municipal Commissioner's Office	38,000.41	
(d) Audit and Accounts	76,898.17	
(e) Public Relations Department	1,075.62	1,44,409.80
B.—Collection of Revenue—(a) Property and Wheel Tax Establishment		
C.—Upkeep of Municipal Central and Ward Offices	1,21,659.89	1,21,659.89
D.—Miscellaneous Charges	2,640.31	2,640.31
E.—Election expenses	2,097.68	2,097.68
F.—New Works	1,217.19	1,217.19
G.—Provident Fund, etc.
H.—Debt Charges	13,224.52	13,224.52
H.—Debt Charges	4,523.00	4,523.00
Carried forward	...	2,89,772.39

APPENDIX No. 14—(Contd.).

	Details.	Total.
	Rs. nP.	Rs. nP.
Brought Over ...		2,89,772.39
EXPENDITURE—A.—REVENUE ACCOUNT—(Contd.)		
ii.—Water Works—		
A.—Maintenance	1,71,243.86	
B.—New Works		
C.—Debt Charges	2,60,575.00	
D.—Provident Fund Pensions Gratuities, etc.	8,317.06	
E.—Dearness Allowance	4,712.01	
Proportionate Cost of Collection of water Tax etc.	50,498.00	4,95,345.93
III.—Education—Primary		
IV.—Education—Secondary	8,353.93	8,353.93
V.—Public Health Department—		
A.—General Superintendence	1,46,621.20	
B.—New Works	5,649.04	
C.—Provident Fund, Pension, etc.		1,52,270.24
VI.—Medical Relief and Education—		
A.—Hospitals & Maternity Homes.		
(a) Hospitals	52,984.11	
(b) Maternity Homes	85,473.87	
B.—Dispensaries	90,893.22	
C.—Medical and Nursing Assistance to poor people in their houses...		
D.—Family Planning Clinics	473.36	
E.—Clinics for treatment of leprosy cases		
G.—Provident Fund etc.	6,704.17	
H.—Grant-in-Aid to Public Institutions		
I.—Debt Charges	25,952.07	2,62,480.80
VII.—Street Cleansing and Conservancy, Road Watering and Halalkhore Service—		
A.—Street Cleansing and Conservancy	42,013.69	
B.—Collection Loading removal and disposal of T. R. etc.	3,91,486.66	
C.—Halalkhore Service	3,39,863.90	
D.—Upkeep of Motor Vehicles		
E.—Provident Fund, etc.	27,730.72	
F.—New Works		
G.—Debt Charges	36,007.68	8,37,102.65
VIII.—Roads, S. W. Drains and Public Lighting—		
A.—General	27,326.57	
B.—Maintenance of Roads	3,06,717.82	
C.—Public Lighting	1,80,517.67	
D.—New Works	38,460.35	
E.—Debt Charges	47,019.00	
F.—Provident Fund, etc.	6,164.35	
G.—Proportionate Cost of Collection of Wheel Tax etc.	8,144.00	6,14,349.76
IX.—Mechanical—		3,690.21
X.—Buildings, Land Acquisition and Management—		
A.—Asstt. Engineer (Subs)'s Office Establishment	53,293.91	
B.—Inspection and Supervision of Private Buildings	1,250.42	
C.—Lamp sume Provision etc.		
D.—Provident Fund, etc.	2,171.59	
E.—Debt Charges	4,633.60	61,349.52
XI.—Fire Brigade		2,507.29
XII.—Licensing and Removal of Encroachment on Public Streets Administration of Shops and Establishment Act, 1948 Administration of Theatre Tax and Parking Grounds—		
A.—Licensing Establishment	39,695.62	
B.—Removal of Encroachments on Public Streets	148.45	
C.—Administration of Shops and Establishment Act, 1948	451.23	
D.—Administration of Theatre Tax	113.28	
E.—Provident Fund, etc.	2,450.00	42,858.58
XIII.—Gardens and Open Spaces—		
A.—Maintenance	10,922.27	
B.—Provident Fund, etc.		
C.—New Works	20,484.88	
D.—Debt Charges	3,746.53	
		35,153.68
XIV.—Markets and Slaughter Houses—		
A.—Markets and Slaughter Houses	34,643.31	
B.—New Works		
C.—Debt Charges	11,179.06	
D.—Provident Fund, etc.	1,677.68	
Carried forward ...		47,500.05
		28,52,735.03,

APPENDIX No. 14—(Contd.).

	Details.		Total.	
	Rs.	nP.	Rs.	nP.
Brought over ...			28,52,735.03	
EXPENDITURE—A.—REVENUE ACCOUNT—(Contd.)				
XV.—Contribution to (1) Education Fund under Section 126(c) of the Bombay Municipal Corporation Act ...	5,05,862.03			
(2) Special Contribution to Budget 'E' subject to proposed Amendment to Section 126C(c) of the B.M.C. Act ...	15,000.00		5,20,862.03	
XVI.—Miscellaneous—				
A.—Provident Fund, Pensions, Gratuities and Compassionate ...		37		
B.—Dearness Allowance ...				
C.—Grants-in-Aid to Pl. Institution ...				
D.—Village Amenities ...	12,424.83		12,424.46	
Municipal Debt Interest ...				
Total—Expenditure—A.—Revenue Account ...			33,86,021.52	
EXPENDITURE—B.—CAPITAL ACCOUNT.				
I.—General Supervision Collection of Revenue, etc. ...				
II.—Water Works ...	18,07,322.93			
III.—Education—Primary ...				
IV.—Education—Secondary ...				
V.—Public Health Department ...				
VI.—Medical Relief and Education ...	9,033.51			
VII.—Street Cleansing and Conservancy ...	3,38,131.84			
VIII.—Roads, Drains and Public Lighting ...	1,32,710.59			
X.—Buildings, Land Acquisition and Management ...				
XI.—Fire Brigade ...				
XIII.—Gardens and Open Spaces ...	20,889.30			
XIV.—Markets and Slaughter Houses ...				
XV.—Village Amenities ...	34,878.26			
Advances for purchase of Plant and Machinery ...	50,719.20			
Discount and other charges ...				
Assets written off ...				
Trust Fund Expenditure ...				
Total—Capital Account Expenditure ...			23,93,685.63	
EXPENDITURE—C.—SUSPENSE ACCOUNT.				
I.—Sinking and Special Fund Accounts—				
Sinking and Special Fund Accounts ...				
Loan Redemption Fund ...				
II.—Paper and Cash Accounts—				
(1) Sinking Funds ...	1,16,442.25			
(2) Special Funds ...	1,93,246.89			
(3) Surplus Funds ...	1,01,406.63			
(4) Loan Funds ...	186.91			
State Bank of India and Other Local Banks on account of Sundry Deposits ...	1,31,37,012.50		1,35,48,295.18	
			65,27,233.90	

APPENDIX No. 14—(Contd).

	Details.	Total.
	Rs. nP.	Rs. nP.
Brought over ...		65,27,233.90
EXPENDITURE—C.—SUSPENSE ACCOUNT—(Contd.)		
III.—Suspense Accounts		
Deposit Account	14,52,408.85	
Advances for demolition of unauthorised Structures and for removal of unsafe buildings in the Suburbs		
Advances for Purchase of Petrol		
Advances Departmental Works	2,69,848.86	
Advances Private Works	16,627.27	
Advances for Improvement of private streets		
Advance—Municipal Contractors		
Advances—Suspense A/c Sundries Misc. loss or gain on Conversion to decimal Coinage		
Advances—Sundries—Miscellaneous Advances	9,52,868.22	
Advances—Cost of Revision of Grades of Suburban Staff		
Advances—Municipal Officers—		
(a) Dishonoured Cheques	67,934.75	
(b) Standing Advances for Contingent Expenses	1,400.00	
(c) Motor Cars and Motor Cycles to Officers	8,000.00	
(d) Cycle Advances to Subordinates		
Provident Fund—Suburbs	2,72,892.57	
Plant and Machinery to be purchased out of Surplus Cash Balance...		
Interest Receivable Account		
Greater Bombay Municipal Corporation Loan Interest warrants payable Account.		
Cheques Payable	1,50,38,878.41	
Cash Bills outstanding A/c	4,687.61	
Wages Deposit A/c	1,44,781.72	
Advances from S.C.B. for financing the expenditure on Capital Works		
Interest accrued but not paid		
Total, III.—Suspense Account Expenditure		
Total I, II and III ...		3,17,78,623.44

SUMMARY.		
Receipts.		Disbursements.
Rs. nP.		Rs. nP.
7,39,411.95	Balance on 1st April 1959	...
47,44,073.24	A.—Revenue Account	33,86,021.52
25,00,000.00	B.—Capital Account	23,93,685.63
3,49,25,641.93	C.—Suspense Account	3,17,78,623.44
4,21,69,715.17		Total ... 3,75,58,330.59
	* Balance on 31st March 1960	...
4,29,09,127.12		Total ... 4,29,09,127.12

	Rs. nP.
Banks' Reconciliation —	
* Balance as per Bank's Pass Books	51,62,398.30
Add—	
Revenue sent to the Bank on 31st March 1960 but acknowledged on 1st April 1960 ...	82,974.23
	5,45,372.53
Less—	
Uncashed Cheques	1,14,851.66
Balance in Bank as per Day Book (Column No. 10)	51,30,520.87
	Rs. nP.
Balance in Office in Government Promissory Notes, etc.	1,16,950.00
Balance in Office in Cash	228.13
Collection held in Office Treasury	1,03,097.53
	2,20,275.66
	53,50,796.53

G. V. DAMLE,
Chief Accountant.M. G. PIMPUTKAR,
Municipal Commissioner

APPENDIX No. 15

Comparison of Face, Purchase and Market Values at 31st March 1960 of the different Securities held in Sinking Fund.

Particulars of Securities.	Face Value.	Purchase Rate Per Cent.	Book Value.	Market Rates. Per Cent.	Value at Market Rate (Municipal Debentures being valued at Par.)
	Rs.	Rs. nP.	Rs.	Rs. nP.	Rs.
4½ per cent. Municipal Debentures	1,00,000	@ Par	1,00,000	Par	1,00,000
3% Conversion Loan of 1946	79,312	do.	79,312	73.20	58,056
Total	1,79,312		1,79,312		1,58,056

G. V. DAMLE,
Chief Accountant.

M. G. PIMPUTKAR,
Municipal Commissioner.

APPENDIX No. 16.

INCOME OF THE BOMBAY MUNICIPAL CORPORATION BUDGET ' F ' FROM THE YEAR 1957-58 TO THE CLOSE OF THE FINANCIAL YEAR 1959-60.

Years.	TAXATION PROPER.						SERVICES RENDERED.			MISCELLANEOUS		Total Income.	Year.	Population by Census.	Incidence of Taxation per head of population.
	Gross Valuation.	General Tax.	Wheel Tax and Tolls.	Licences for Trades, land, Conveyances Misc. etc.	Town Duty.	Fire Tax.	Total Taxation Proper.	Halalkhore Tax.	Water Tax.	Total Services rendered.	Return from Property and Miscellaneous				
	Rs.	Rs.	Rs.	Rs.	Rs.	Rs.	Rs.	Rs.	Rs.	Rs.	Rs.	Rs.			
1957-58 ...	1,52,59,617	13,77,561	16,324	35,438	4,40,110	...	18,69,433	1,83,452	42,473	2,25,925	6,32,827	27,28,185	1957-58	1,59,617	12.75
1958-59 ...	1,75,14,244	15,23,014	38,816	90,011	4,34,266	...	20,86,107	2,50,125	2,91,216	5,41,341	4,34,807	30,62,255	1958-59	1,59,617	14.60
1959-60	1,99,57,493	18,68,960	56,409	1,22,270	4,35,202	...	24,82,841	2,94,310	3,86,300	6,80,610	15,80,622	47,44,073	1959-60	1,59,617	17.30

APPENDIX No. 17.

EXPENDITURE OF THE BOMBAY MUNICIPAL CORPORATION BUDGET ' F ' FROM THE YEAR 1957-58 TO THE CLOSE OF THE FINANCIAL YEAR 1959-60.

Year.	General Superintendence.	Assessment and Collection.	Fire Birgade.	Public Works (Engineering) Department.	Public Health Department.	Pensions Gratuity and Provident Fund.	Education Primary and Secondary.	Medical Relief.	Debt.	Public Gardens.	Dearness Allowance.	Epidemics including disinfection Charges.	Miscellaneous	Total.	Years.
	Rs.	Rs.	Rs.	Rs.	Rs.	Rs.	Rs.	Rs.	Rs.	Rs.	Rs.	Rs.	Rs.	Rs.	
1957-58 ...	63,440	52,249	...	3,37,714	3,13,994	54,933	2,04,208	50,873	...	7,127	5,28,904	...	75,703	16,89,145	1957-58
1958-59 ...	1,06,408	1,60,390	487	6,47,765	4,66,613	70,721	4,21,515	1,08,112	1,72,649	10,311	5,95,281	19,210	72,349	28,51,811	1958-59
1959-60 ...	1,44,409	1,21,660	1,959	8,45,855	8,80,010	74,397	5,28,908	2,29,824	3,94,185	31,407	...	39,976	93,431	33,86,021	1959-60

G. V. DAMLE,
Chief Accountant.

* D. A. Included under establishment Charges as per S.C.R. No. 1870 of 7-11-58 & C. R. No. 1714 of 9-3-59

M. G. PIMPUTKAR,
Municipal Commissioner.

APPENDIX No. 18.

Contrasted statement of total income and total expenditure of the Municipal Corporation of Greater Bombay—(Extended Suburbs).

Year.	Income.	Expenditure.	Difference.	
			Surplus.	Deficit.
	Rs.	Rs.	Rs.	Rs.
1957	3,52,962	3,05,511	45,451	..
(from 1-2-57 to 31-3-57)	27,28,185	16,89,145	10,39,040	...
1957-58	30,62,255	28,51,811	2,10,444	...
1958-59	47,44,073	33,86,021	13,58,052	...

G. V. DAMLE,
Chief Accountant.

M. G. PIMPUTKAR,
Municipal Commissioner.

Assessment and Collection Department (Suburbs)

Shri H. S. Sayed was in charge of the Department from 1st April 1959 to 31st March 1960.

Rates and Taxes.—The rates of taxes during the year under report were :—

General Tax.—General tax was levied at 1 $\frac{3}{4}$ per cent. (which includes $\frac{3}{4}$ percent Fire tax) at 16 per cent in respect of the properties, the rateable values of which exceed Rs. 75, in 12 villages specified in List I appended to paragraph 17A of Schedule FF of the Bombay Municipal Corporation Act and on properties occupied for industrial purposes in the area specified in List II thereof; at 14 per cent on properties, the rateable value of which does not exceed Rs. 75 in a year in 12 villages specified in List I appended to the Act; at 12 per cent, on the properties, excluding the properties occupied for industrial purposes, in the areas specified in the List II of the Act. The properties having rateable values of Rs. 75 and below in the said List II of the Act were exempted.

Halalkhore Tax.—Halalkhore tax was levied at 3 $\frac{1}{2}$ per cent. of the rateable values.

Education Cess.—Education Cess was levied as follows :—

Rateable value.	Rate.
Rs. 1 to Rs. 74	Exempt.
Rs. 75 to Rs. 299	1 per cent of the rateable value...
Rs. 300 and above	1 $\frac{1}{2}$ per cent of the rateable value.

On buildings and lands owned by the same person in the same locality, the cess was levied at the rate applicable to the aggregate rateable value of such buildings and lands.

Water by meter.—The rate for water supplied by meter measurement varied from Rs. 0.75 to Rs. 2.50 per 1,000 gallons.

Wheel Tax.—The tax on vehicles and animals was levied at the maximum rates as mentioned in Schedule G.

Properties.—The total number of properties on the 31st March 1960 was 46,448 as shown in Statement 'A'. Out of these properties 45,307 were assessed to General tax, 1,141 were exempted from it under sections 143(1)(a) and 143(1)(b) of the Bombay Municipal Corporation Act. There were 2,247; 1,538 and 327 properties newly assessed, enlarged and demolished, respectively during the year. The corresponding figures for the year 1958-59 were 2,429, 1,402 and 491. The number of single room tenements, double room tenements and flats or blocks in the Suburbs on the 31st March, 1960 was 81,712; 33,092 and 22,389, respectively.

Rateable Values.—The rateable value of all the properties in the Suburbs on the 31st March 1960 was Rs. 6,49,58,882 as against Rs. 5,87,99,115 on the 31st March 1959. It worked out to Rs. 127.31 (population 5,10,250) per head of population as against Rs. 115.24 in the preceding year. In 627 cases the rateable value was increased by more than Rs. 2,000 each.

Vehicles and Animals.—Particulars of vehicles and animals taxed during the quarter ended 31st March, 1960 exclusive of those taxed under the Public Conveyance Act are as under :—

Motor lorries	1,000
Motor buses	88
Motor cars (including taxies)	2,946
Trolleys or Trailors	6
Motor cycle with side cars	15
Motor cycles	519
Four wheeled vehicles drawn by animals	2
Two wheeled vehicles drawn by animals	2
Hand Carts	3
Horses	3
Ponies	3
Bullocks	3

Bills.—The total No. of bills issued during the year under report were as shown below :—

Nature of tax.	No. of bills issued for previous years.	No. of bills issued for current year.	Total.
(i) Property tax (excluding water by meter).	2,748	99,196	1,01,944
(ii) Water charges by Meter measurement...	706	27,044	27,750
(iii) Wheel Tax	4,008	21,830	25,838
(iv) Meter Hire	51.	9,301	9,352
Total	7,513	1,57,371	1,64,884

(Total demand, collection and outstandings for previous years and for the year 1959-60.

(Naye Paise are omitted. Amounts above 50 Naye Paise are taken as full Rupees and 50 Naye Paise and below omitted).

Years.	Particulars.	Outstandings on 1-4-1959.	Amounts of bills issued in 1959-60	Total issue.	Amount of bills recalled and cancelled.	Gross demand.	Amount involved in complaints pending against R. Vs. and bills issued at the end of the year.	Net demand.	Collection in 1959-60	Percentage of collection to net demand.
(1)	(2)	(3)	(4)	(5)	(6)	(7)	(8)	(9)	(10)	(11)
		Rs.	Rs.	Rs.	Rs.	Rs.	Rs.	Rs.	Rs.	
i. Previous years...	Property taxes.	1,58,97,985	15,32,131	1,74,30,116	20,16,717	1,54,13,399	...	1,54,13,399	58,43,499	37.91
2. 1959-60	Do	...	2,51,63,876	2,51,63,876	30,39,344	2,21,24,532	49,55,829	1,71,68,703	1,26,89,428	73.91
	Total	1,58,97,985	2,66,96,007	4,25,93,992	50,56,061	3,75,37,931	49,55,829	3,25,82,102	1,85,32,927	56.88
1. Previous years ...	Wheel tax	9,28,110	1,48,978	10,77,088	41,040	10,36,048	...	10,36,048	1,80,259	17.40
2. 1959-60	Do.	...	7,22,550	7,22,550	12,493	7,10,057	...	7,10,057	3,09,094	43.53
	Total	9,28,110	8,71,528	17,99,638	53,533	17,46,105	...	17,46,105	4,89,353	28.03
	Grand Total	1,68,26,095	2,75,67,535	4,43,93,630	51,09,594	3,92,84,036	49,55,829	3,43,28,207	1,90,22,280	55.41

	Outstandings on 31-3-1960.	Percentage of outstanding to net demand	Percentage of locked up outstanding to net demand.
	(12)	(13)	(14)
	Rs.		
1.	95,69,900	62.09	...
2.	44,79,275	26.09	...
	Total	43.12	...
1.	8,55,789	82.60	...
2.	4,00,963	56.47	...
	Total	71.97	...
Grand Total	1,53,05,927	44.59	17.59

Particulars of outstandings as on 31st March 1960

Particulars	Amount.
	Rs.
(1) Central and Western Railways	7,56,046
(2) Amount locked up on attachment cases	28,45,431
(3) Amount due by parties residing out of Bombay	1,79,169
(4) Amount due from Government	9,28,860
(5) Amount to be adjusted departmentally	58,152
(6) Amount due from the Court Receiver and Official Assignee	3,13,815
(7) Amount due from the Dy. Custodian of Evacuee Property	1,83,713
(8) Amount held in deposit and pending adjustments	7,73,845
Total	60,39,031
(9) Amount due from other rate-payers	92,66,896
Grand Total	1,53,05,927

Refund.—

Meter Hire.—Receipts from Meter Hire amounted to Rs. 1,70,952 as against Rs. 1,30,031 in 1958-59, Rs. 1,43,426 remained to be collected at the end of the year.

Exemption.—The amount of exemption allowed in respect of General tax on properties entitled to such exemption under sections 143(1a) (1b) was Rs. 3,66,292.

Year.	No. of claims received.	No. of claims admitted.	No. of claims rejected.	AMOUNT		
				Vacancy.	Over-collection.	Total.
				Rs.	Rs.	Rs.
1959-60	4,105	2,832	1,197	63,538.43	14,831.90	78,370.33

Drawback.—2 claims for drawback were received during the year and out of these claims 2 were rejected as none of them fulfilled the conditions prescribed in that respect. The amount allowed on that account is Rs. Nil.

Complaints and Appeals against Rateable Values.—4,330 complaints were registered during the year under report out of which 2,627 complaints were registered under section 167 of the Act and 1703 were registered under section 162 of the Act. There were 28 appeals against rateable values under section 217 of the Municipal Act. Of these, two were withdrawn; one was compromised; 12 were settled and 13 were pending disposal on 31st March, 1960.

Suits.—8 suits were filed against the ratepayers for recovery of taxes during the year 1959-60.

Miscellaneous Receipts.—Miscellaneous receipts realized from notices of demand, Distress Warrants, Bataki fees, Inspection fees and other items amounted to Rs. 36,545.27 nP. The number of notices of demand issued and served and Distress Warrants issued and executed during the year was 30,170, 25,963 and 8,897 and 705, respectively.

Education Cess.—The net demand for Education Cess was Rs. 12,51,900 and the amount collected was Rs. 6,40,032.

Urban Immoveable Property Tax.—The rates of taxation during the year 1959-60 were as follows:—

Item No.	Rateable value.	Rate.	Remarks.	
(i)	Re. 1 to Rs. 499 Rs. 500 to Rs. 2,000 Rs. 2,001 and above ..	Nil. 2½ per cent. of the rateable value. 5 per cent. Do.	} On the rateable value of all buildings and lands falling in the areas excluding those mentioned under Item Nos. (ii) and (iii) below.	
(ii)	Re. 1 to Rs. 499 Rs. 500 to Rs. 2,000 Rs. 2,001 and above ..	Nil. 1½ per cent of the rateable value. 3 per cent. Do.		} On the rateable value of all the buildings and lands in the villages specified in List I of Schedule FF appended to the B. M. C. Act.
(iii)	Re. 1 to Rs. 499 Rs. 500 to Rs. 2,000 Rs. 2,001 and above..	Nil. 1 per cent of the rateable value. 2 per cent Do.		

The properties owned by the same person and falling in the same locality were grouped together for the levy of this tax.

The net demand in respect of this tax was Rs. 41,95,931 (including the arrears of Rs. 19,93,713 as on 1st April 1959) and the amount collected was Rs 18,89,554. The percentage of collection of Urban Immoveable Property Tax works out to Rs. 45.03.

General Remarks.—The area of the Suburban H to N Wards is extensive (over 66 sq. miles) and most of the House-owners are middle class ratepayers. The bills for property taxes for the 1st half of the year 1959-60 could not be issued to Ward Offices on due date i.e. 1st April 1959 on account of the change in the rate of General tax. The bills therefore could not be served on the ratepayers in time with the result that the recovery could not be effected as expected. However, sustained efforts were made by the Ward staff to effect recovery of as many bills as possible. An amount of Rs. 1,90,22,280 was collected during the year under report as against an amount of Rs. 1,55,86,117 collected during the year 1958-59.

There was no occasion during the year on which the provisions of the Bombay Municipal Servant's Act had to be brought into effect. Both the Indoor and Outdoor staff worked with appreciable zeal and devotion.

H. S. SAYED

Dy. Assessor and Collector (Suburbs and Extended Suburbs)

STATEMENT "A"

Classification of properties according to user.

Serial No.	Particulars.	Total No.	Approximate rateable value (In lacs of rupees).
1	Buildings for residential purposes	38,296	Rs. 443.47
2	Buildings for business purposes	1,588	52.94
3	Mills (Textile)	29	12.11
4	Factories	373	39.81
5	Petrol pumps and Service Stations	121	11.94
6	Stables	643	8.77
7	Garages (Seapately assessed)	804	5.27
8	Godowns	299	7.92
9	Religious properties (temple, Mosques, etc.)	298	5.11
10	Charitable properties (Dharmshalas, etc.)	74	1.51
11	Educational Institutions	198	8.52
12	Gymnasia, play-grounds, etc.	20	0.67
13	Cinema, Theatres and Studios, etc.	48	7.08
14	Markets	26	1.19
15	Quarries	67	1.86
16	Salt Pans	23	3.33
17	Hospitals and Asylums	26	1.83
18	Lands	2,788	12.44
19	Properties and lands belonging to Government and Railways	727	23.81
Grand Total		46,448	649.58

STATEMENT "B"

Rateable Value with the gross demand of the Property Taxes.

(In lacs of Rupees)

Ward and Year.	Rateable Value	GENERAL TAX.		Halakhore tax.		Water charges by meter measurement		Total Demand
		Rate	Demand	Rate	Demand	Demand	Demand	
H to N Wards 1955-56.	497.23	17½ per cent. and 12 per cent on villages specified in Lists I of Bombay Act XXX of 1951 and on properties occupied for industrial purposes in the areas specified in List II of that Act and 8 per cent on properties falling in List II of the said Act.	84.74	3 per cent.	9.17	As. 12 to Rs. 2-6-0 per 1,000 gallons.	39.39	133.30
H to N Wards 1956-57.	494.60	17½ per cent. and 14 per cent on villages specified in List I of Bombay Act XXX of 1951 and on properties occupied for industrial purposes in the areas specified in List II of the Act and 10 per cent on properties falling in List II of the said Act.	103.46	3 per cent.	9.97	Do. Do.	40.48	153.91
H to N Wards 1957-58	524.24	Do. Do.	89.68	3 per cent.	9.78	Rs. 0.75 to Rs. 2.40 per 1,000 gallons.	146.07	146.07
H to N Wards 1958-59.	587.99	17½ per cent and 16 per cent in respect of properties, the R.Vs. of which exceed Rs. 75 in 12 villages specified in List I appended to paragraph 17A of Schedule FF of the B.M.C. Act and on properties occupied for industrial purposes in the areas specified in List II of the Act; 14 per cent on the properties, the R.V. of which do not exceed Rs. 75 in the villages specified in List I appended to the Act and 12 per cent on properties excluding the properties occupied for industrial purposes, falling in List II of the said Act.	100.39	3½ per cent.	13.00	Do. Do.	165.98	165.98
H to N Wards 1959-60	649.58	19½ per cent. and 16 per cent on villages specified in List I of Bombay Act XXX of 1951 and on properties occupied for industrial purposes in the areas specified in List II of the Act and 10 per cent on properties falling in List II of the said Act.	133.44	3½ per cent.	16.34	Rs. 0.75 to Rs. 2.50 per 1,000 gallons.	63.56	213.34

Note.—The gross demand of the property taxes for the year 1956-57 is inflated on account of double issue of bills on account of modification of rateable values of the properties owned by Messrs. Burmah Shell Refineries, Ltd., Standard Vaccum Refining Co., of India Ltd., and the Bombay Housing Board on the investigation of complainants.

STATEMENT "C"

Statement showing the classification of properties assessed to taxes according to their rateable value (1959-60) in the Suburban (H to N) Wards.

Particulars.	No. of properties.
Rateable Value upto Rs. 200	... 12,498
Rateable Value between Rs. 201 and Rs. 300	... 5,248
R. V. between Rs. 301 and Rs. 400	... 4,174
R. V. between Rs. 401 and Rs. 500	... 3,392
R. V. between Rs. 501 and Rs. 750	... 4,510
R. V. between Rs. 751 and Rs. 1,000	... 4,018
R. V. between Rs. 1,001 and Rs. 1,500	... 3,805
R. V. between Rs. 1,501 and Rs. 2,000	... 2,942
R. V. between Rs. 2,001 and Rs. 5,000	... 4,016
R. V. between Rs. 5,001 and Rs. 10,000	.. 1,253
R. V. between Rs. 10,001 and Rs. 20,000	... 399
R. V. between Rs. 20,001 and Rs. 30,000	.. 94
R. V. between Rs. 30,001 and Rs. 40,000	.. 44
R. V. between Rs. 40,001 and Rs. 50,000	.. 21
R. V. between Rs. 50,001 and Rs. 1,00,000	.. 19
R. V. between Rs. 1,00,001 and Rs. 1,50,000	.. 9
R. V. between Rs. 1,50,001 and Rs. 2,00,000	.. 1
R. V. between Rs. 2,00,001 and Rs. 2,50,000
R. V. between Rs. 2,50,001 and Rs. 3,00,000	.. 1
R. V. between Rs. 3,00,001 and Rs. 3,50,000	.. 1
R. V. over Rs. 3,50,000	.. 3
Total	.. 46,448

Assessment and Collection Department (Extd. Suburbs.)

Shri H. S. Sayed was in charge of the Department from 1st April 1959 to 31st March 1960.

Rates and Taxes.—The rates of taxes during the year under report were :—

General Tax.—12½ per cent in the areas of the defunct Municipalities of Malad and Kandivli, 15 per cent in the areas of the defunct Municipality of Borivli, 17½ per cent in the areas of the defunct Municipality of Mulund ; 10 per cent in the areas of the defunct Village Panchayat of Goregoan ; 8 per cent in the areas of the defunct Village Panchayat of Dahisar ; 14 per cent in respect of properties in the Villages occupied for industrial purposes and 6 per cent in respect of other properties in the villages. The properties, the rateable values of which did not exceed Rs. 75 in a year were exempted.

Halalkhore Tax.—Halalkhore tax was levied at 3½ per cent. of the rateable value.

Education Cess.—Education Cess was levied as follows :—

Rateable value.	Rate.
Re. 1 to Rs. 74	Exempt.
Rs. 75, to Rs. 299	1 per cent of the rateable value.
Rs. 300 and above	1½ per cent of the rateable value.

On buildings and lands owned by the same person in the same locality the Cess was levied at the rate applicable to the aggregate rateable value of such buildings or lands.

The tax on vehicles and animals was levied at the maximum rates as mentioned in the Schedule G of the the Bombay Municipal Corporation Act.

Properties.—The total number of properties on the 31st of March, 1960 was 21,433 as shown in statement 'A'.

There were 1,025, 1,005 and 127 properties newly assessed, enlarged and demolished respectively, during the year. The number of single-room tenements, double room tenements and flats or blocks in the areas of the Extended Suburbs on 31st March, 1960 was 29,866, 32,289 and 3,589 respectively.

Rateable Value.—The rateable value of all the properties in the Extended Suburbs on 31st March, 1960 was Rs. 1,99,57,493 as against Rs. 1,75,14,244 on 31st March, 1959. It worked out to Rs. 180.56 (population of 1,10,533) per head of population as against 158.45 in the preceding year. In 384 cases the rateable value was increased by more than Rs. 2,000 per property.

Vehicles and Animals.—Particulars of vehicles and animals taxed during the quarter ended 31st March 1960 exclusive of those taxed under the Public Conveyance Act are as under :—

Motor lorries.	148
Motor buses	11
Motor Cars including taxies	277
Motor cycles with side cars	3
Motor cycles	43
Four wheeled vehicles drawn by animals	...
Two wheeled vehicles drawn by animals	...
Hand Carts	...
Horses	...
Ponies	...
Bullocks	...

Bills.—The total number of bills issued during the year under report were as shown below :—

Nature of tax.	No. of bills issued for previous years.	No. of bills issued for current year.	Total.
(i) Property Tax (excluding water by meter).	1,712	44,632	46,344
(ii) Water charges by meter measurement...
(iii) Wheel Tax	788	2,830	3,618
(iv) Meter Hire
(v) Total	2,500	47,462	49,962

Total demand, collection and outstanding for previous years and for the year 1959-60.
 (Amounts above 50 nP. are taken as full rupees and those 50 nP. and below omitted).

Year.	Particulars.	Outstanding	Amount of bills	Total issue.	Amount of bills	Gross Demand	Amount involved	Net Demand.	Collection	Percentage of collection to net demand.	Outstanding	Percentage of outstanding to net demand.	Percentage
		on 1-4-1959.	issued in 1959-60.		recalled and cancelled.		in complaints and bills issued at the end of the year.		during 1959-60.		on 31-3-60.		of locked up outstanding to net demand.
		Rs.	Rs.	Rs.	Rs.	Rs.	Rs.	Rs.	Rs.	Rs.	Rs.	Rs.	Rs.
Previous years	... Property taxes	45,80,464	2,24,604	48,05,068	2,96,225	45,08,843		45,08,843	13,91,942	30.87	31,16,901	69.13	
1959-60	... Do.	...	46,72,065	46,72,065	6,41,604	40,30,461	12,15,366	28,15,095	16,64,429	59.13	11,50,666	40.87	
	Total	45,80,464	48,96,669	94,77,133	9,37,829	85,39,304	12,15,366	73,23,938	30,56,371	41.73	42,67,567	58.27	
Previous years	... Wheel Tax	43,313	27,706	71,019	2,440	68,579		68,579	18,938	27.61	49,641	72.39	
1959-60	... Do.	...	87,175	87,175	1,754	85,421		85,421	32,406	37.94	53,015	62.06	
	Total	43,313	1,14,881	1,58,194	4,194	1,54,000		1,54,000	51,344	33.34	1,02,656	66.66	
	Grand Total	46,23,777	50,11,550	96,35,327	9,42,023	86,93,304	12,15,366	74,77,938	31,07,715	41.56	43,70,223	58.44	17.58

Particulars of outstandings as on 31st March 1960 :—

(1) Amount of taxes, the levy of which is declared illegal	41,635
(2) Central and Western Railways.	22,109
(3) Amount locked up as parties are not traceable	68,688
(4) Amount due by parties residing out of Bombay	64,422
(5) Amount due from Government	7,78,549
(6) Amount involved in dishonoured cheques	17,067
(7) Amount due from the Court Receiver and Official Assignee	71,827
(8) Amount due from the Dy. Custodian of Evacuee Property	8,301
(9) Amount held in deposit and pending adjustments	2,24,737
(10) Amount to be adjusted departmentally	17,283
Total	13,14,618
Amount due from other ratepayers	30,55,605
Total	43,70,223

Exemption.—The amount of exemption allowed in respect of General Tax on properties entitled to such exemption under Sections 143(1a), (1b) was Rs. 15,635.07

Refund.—

Year.	No. of claims received.	No. of claims admitted.	No. of claims rejected.	AMOUNT.		
				Vacancy.	Over-collection.	Total.
1959-60 ...	1,276	602	286	Rs. 1,079.61 nP.	Rs. 6,583.70 nP.	Rs. 7,663.31 nP.

Drawback.—15 claims for drawback were received during the year. Out of these claims, 9 claims were rejected as none of them fulfilled the conditions prescribed in that respect; one was admitted and the remaining five were pending disposal on 31st March, 1960.

Complaints and Appeals against Rateable Values.—2,101 complaints were registered during the year under report, out of which 1,336 complaints were registered under Section 167 and 765 under Section 162 of the Bombay Municipal Corporation Act.

There were 44 appeals against rateable values under Section 217 of the Act, out of which one was withdrawn 22 were settled and 21 appeals were pending on 31st March, 1960.

Suits.—There were three cases wherein suits were filed against ratepayers for recovery of taxes during the year under report.

Miscellaneous Receipts.—Miscellaneous receipts realized from Notices of demand, Distress Warrants, Bataki fees, Inspection fees and other items amounted to Rs. 14,416.53. The number of notices of demand issued and served during the year was 15,249 and 13,936, respectively. The number of Distress Warrants issued and executed during the year was 4,595 and 325 respectively.

Education Cess.—The net demand for Education Cess was Rs. 436,320.09 and the amount collected was Rs. 179,943.38 nP.

Urban Immoveable Property Tax.—The rates of taxation during the year 1959-60 were 7 per cent in the case of buildings and lands, the rateable values of which were Rs. 1,000 and above in each case and 3 1/2 per cent in the case of buildings and lands, the rateable values of which were Rs. 999 or below but not less than Rs. 200 in each case in the areas of the defunct Municipalities of Malad and Kandivli and 6 per cent in the case of buildings and lands, the rateable values of which were Rs. 1,000 or above in each case and 3 per cent in the case of buildings and lands, the rateable values of which were Rs. 999 or below but not less than Rs. 200 in each case in the areas of the defunct Municipalities of Borivli and Mulund. The properties having rateable values of Rs. 199 and below were exempted. The properties falling in the same locality and owned by the same person were grouped together for the levy of this tax. This tax was not levied in the areas of the defunct Village Panchayats of Goregaon and Dahisar.

The net demand in respect of this tax was Rs. 17,93,381.30 nP. (including the arrears of Rs. 10,45,369.23 nP. as on 1st April 1959) and the amount collected was Rs. 6,37,792.96 nP. The percentage of collection of the Urban Immoveable Property Tax worked out to 36 per cent.

General Remarks.—The area of the Extended Suburbs is extensive (over 75 sq. miles) and most of the ratepayers are middle class and lower middle class house owners. The levy of taxes by the *Ex-Local* bodies *viz.*, Malad, Kandivli, Borivli and Mulund Municipalities in their respective areas for some years prior to the merger with the Bombay Municipal Corporation has been declared illegal by the Courts, and some of the ratepayers who have paid the taxes for these years have served statutory notices claiming refund of the taxes paid by them. Some of the ratepayers have filed suits against the levy of taxes including that for the year under report and an injunction to stay recovery of taxes was also received from the Court. However, sustained efforts were made by the Ward staff to effect recovery of as many bills as possible and an amount of Rs. 31,07,715.49 nP. was collected during the year under report as against the amount of Rs. 24,06,078.41 nP. collected during the year 1958-59.

There was no occasion during the year on which the provisions of the Bombay Municipal Servant's Act had to be resorted to.

Both the Indoor and the Outdoor staff worked with appreciable zeal and devotion.

H. S. SAYED
Dy. Assessor and Collector (Subs. and Extd. Suburbs).

STATEMENT 'A.'

Classification of properties according to user :—

Serial No.	Particulars.	Total.
1	Buildings for residential purposes	... 18,408
2	Buildings for business purposes	... 909
3	Mills (Textile)	... 23
4	Factories	... 65
5	Petrol pumps and service station	... 9
6	Stables	... 382
7	Garages (separately assessed)	... 103
8	Godowns	... 62
9	Religious properties (Temples, Mosques, etc.)	... 107
10	Charitable properties (Dharmshalas, etc.)	... 17
11	Educational Institutions	... 68
12	Gymnasiums, play-grounds, etc.	... 1
13	Cinema Theatres and studios, etc.	... 41
14	Markets	... 13
15	Quarries	... 1
16	Salt Pans	... 2
17	Hospitals and Asylums	... 7
18	Lands	... 976
19	Properties and lands belonging to Government and Railways	... 239
		21,433

STATEMENT 'B.'

Statement showing the classification of properties assessed to taxes according to their rateable value (1959-60) in the P, R and T Wards of the Extended Suburbs :—

Particulars.	Rs.		No. of properties.
R. V. upto Rs. 200			8,054
Rateable value between	...	to	
Do. Do.	201	300	2,144
Do. Do.	301	400	1,754
Do. Do.	401	500	1,342
Do. Do.	501	750	1,940
Do. Do.	751	1,000	1,533
Do. Do.	1,001	1,500	1,755
Do. Do.	1,501	2,000	979
Do. Do.	2,001	5,000	1,513
Do. Do.	5,001	10,000	309
Do. Do.	10,001	20,000	61
Do. Do.	20,001	30,000	12
Do. Do.	30,001	40,000	4
Do. Do.	40,001	50,000	7
Do. Do.	50,001	1,00,000	25
Do. Do.	1,00,001	1,50,000	1
Do. Do.	1,50,001	2,00,000	...
Do. Do.	2,00,001	2,50,000	...
Do. Do.	2,50,001	3,00,000	...
Do. Do.	3,00,001	3,50,000	...
Rateable value over Rs. 3,50,000			...
			21,433

CITY ENGINEER'S DEPARTMENT (Suburbs)

Shri K. B. Carnac, B.E. (Civil), M.I.C.E., M.I.E. (London) held the post of City Engineer from 1st April 1959 to 15th September 1959.

Shri S. V. Desai, B.E. (Civil), A.M.I.E. (India), A.M.I.C.E. (London), Dip. T.P. (London), held office of City Engineer from 16th September 1959 to 31st March 1960.

Shri D. S. Thakur, B.E. (Civil), A.M.I. (Struct.) E. (with R. C. C. Special Subject) held the post of Deputy City Engineer (Suburbs).

There was no occasion during the year under report to invoke the provisions of the Bombay Municipal Servants' Act, 1890.

The Government of India by their order under No. A.J.B./7158, dated the 11th August 1958 in the Labour and Social Welfare Department has referred some of the demands in the dispute between the Municipal Corporation of Greater Bombay and the workmen (Executive Staff) employed under it, for adjudication to the Tribunal of Shri M. R. Meher. The Tribunal declared the award which was published in the Bombay Government Gazette dated the 5th February 1959. During the year under report, steps were taken to implement the Award in so far it pertained to the workmen employed on the Suburban Establishment of City Engineer's Department.

The Corporation under their Resolution No. 58 of 28th April 1959 approved of the report of the Committee of the Corporation regarding the wage structure of the Municipal employees. Steps were taken to implement the Report, by fixing the pays of different categories of the staff concerned in the sanctioned revised scales of pay.

An important event which affected the administration during the year, was the strike of the Bombay Municipal Subordinate staff which took place on 4th of June 1959. The strike was called off on 9th June 1959 in accordance with a settlement arrived at which later was approved under Corporation Resolution No. 1671, dated 11th February 1960.

A—UPKEEP, MAINTENANCE AND REPAIRS OF MUNICIPAL PROPERTIES

(2) Buildings.

An amount of Rs. 1,45,218 was spent during the year on normal repairs and monsoon works on about 114 Municipal Buildings in the Suburbs. The repair works were carried out either departmentally or through the petty works contractors. Major repairs to the Municipal properties in the compound of Municipal dispensary at Bhandup were carried out during the year at an estimated cost of Rs. 7,780. The Expenditure on Departmental works including special repairs booked during the year was Rs. 4,80,673 as against Rs. 3,56,907 on the works carried out by the Petty Works Contractors. Plans and estimates amounting to Rs. 77,14,761 for repairs and new works were prepared for Budget purposes as per requisitions from various Departments.

(3) Roads.

(i) The total mileage of Roads in Suburbs is about 192.59, comprising of 8.99 miles of water bound roads 160.35 miles of Asphalt Roads, 17.63 miles of concrete roads and about 5.62 miles of unmetalled roads. In the Administrative Report for the year 1958-59, the mileage of the roads in the Suburbs was erroneously shown as 239.88 instead of 192.20. Normal maintenance of Asphalted roads was carried out during the year at a total cost of Rs. 7,17,875. Few water bound roads were also asphalted during the year.

(ii) Foot-paths: The footpaths on the following sites were constructed during the year.

(a) Foot-path at Mahatma Gandhi Road (length 1000').

(b) Sub-way at Vile-Parle.

(c) Kurla Andheri Road.

(d) Kutchra foot-paths along Ghodbunder Road from Santa-cruz Bus Depot to Andheri Level Crossing

(e) New foot-paths, including surfacing the same along both sides of Jawaharlal Nehru Road, Santacruz from level crossing to eastern end.

(iii) Street Name boards.—Rs. 4,320 were spent on fixing new street name boards and repairs to the existing street-name-boards in the Suburbs.

(4) Street Lighting.

The graph in Appendix A-2 shows the number of lights, total wattages and total expenditure incurred on lighting in each ward of the Suburbs during the years 1957-58, 1958-59 and 1959-60.

The number of lights increased from 6603 to 6970 during the year and the yearly expenditure increased from Rs. 6,09,843.68 N.P. to Rs. 6,71,414.85 N.P.

(5) Sewers and Drains.

(a) The work of cleansing sewers and open drains was attended to and the total silt removed during the year was 1,17,017 cft.

(b) Storm water drain: Cleansing of open storm water drains was attended to from time to time. However this work is decided to be done by Head Supervisor's Department. The Engineering Department looks after the cleansing of the big nallas and covered drains. To prevent accumulation of drains etc., some of the open drains are covered so as to facilitate proper maintenance. Works regarding culverts both covered and uncovered constructed during the year are shown in Appendix A-3.

(6) Miscellaneous.

Ferry Service—The Ferry service running between Versova and Madh Island was maintained.

The total receipts during the year amounted to Rs. 20,753 as against the expenditure of Rs. 20,574.

B—CONSTRUCTION WORK UNDER LOAN WORKS PROGRAMME

7. (a) Works other than the Sewage Schemes: The detailed information regarding the works completed and those in progress is given in *Appendix A-3*.

(b) Improvement of Private Streets.

Action under Section 305 of the Bombay Municipal Corporation Act was started in respect of the following roads:—

- (1) Private Road known as Sanghani Estate Road, Off Bombay Agra Road, Ghatkopar.
- (2) Private Road known as Road to Mahendra and Mahindra Co.'s Factory at Bhandup.
- (3) Private Road known as Kumkum Wadi, Vile-Parle.
- (4) Private Road known as Mangloreen Garden, Society's Road, Vile Parle.
- (6) Private Road known as Vishnu Steel Road, Vile-Parle.
- (7) Private Road known as 10th Court Lane, Andheri.
- (8) Private Road known as Off Old Nagardas Road, Andheri.
- (9) Private Road known as Hargovindas Sanitorium Road, Andheri.
- (10) Private Road known as Road leading to Jape Chawl from Caves Road Junction, Jogeshwari.

(c) Village amenities.—Several works carried out under the village amenities Fund, consisted mainly of providing approach roads to different villages and improvements of different Lanes by either asphaltting or concreting as shown in *Appendix No. 4* Plans and estimates for other amenities in different villages were under preparation.

(d) Measures to reduce flooding.—Several proposals as per *Appendix A-5* were submitted to relieve flooding in different areas in Suburbs.

(e) Public Sanitary Conveniences.—Acqua privy blocks were constructed at nine places during the year. Urinal blocks were also under construction during the year. The total expenditure booked during the year under this head amounted to Rs. 88,871.

C—INSPECTION AND SUPERVISION OF PRIVATE BUILDINGS.

8. During the year under report Government confirmation was obtained to the Revised Special Building byelaws for the Suburbs that were approved by the Corporation under C.R. No. 1354 dated 13th February 1956 and the same came into effect from 11th June 1959.

Draft special Building Byelaws for Extended Suburbs have been submitted to the Corporation for consideration and approval. On receipt of the Corporation's approval they will be forwarded to Government for confirmation.

(a) New construction.—2,114 applications were received for the erection of new buildings and for additions and alterations to the existing buildings, out of which 1097 were under Section 337 and 1017 under Section 342 of the B.M.C. Act. 2251 proposals were amended during the year. The total number of new buildings constructed (including those wherein additions and alterations are made) by private enterprise were 578 during the year. Out of these 361 were residential and the remaining 217 non-residential.

The total buildings constructed by the Co-operative Housing Societies and by the employers for their employees were 18 and 389 respectively. *Appendix A-6* shows the member of tenements constructed during the year under report. In all 789 Building construction Certificates were disposed of after inspection of site and 398 buildings were sanctioned for occupation.

9. (b) During the year the sanction of the Standing Committee for the removal of unauthorised structures was obtained in 213 cases. The additional 427 cases of the previous year were pending disposal. Unauthorised works in 171 cases were removed by the parties themselves while in 86 cases the works were removed departmentally.

10. (c) Complaints from Public.—In all 2296 complaints were received from the public during the year. All these were investigated and remedial measures taken. In 1331 cases action was under progress.

11. (d) Notices issued.—In all 2060 notices were issued under different Sections of the Bombay Municipal Corporation Act. This number includes 335 notices under Section 354 of the B.M.C. Act, of which 143 were complied with, while action in 192 cases were still pending. 789 prosecutions were launched for non-compliance with the Municipal requisitions. The result of the proceedings are given in *Appendix A-7*.

12. (e) Building collapses.—21 buildings or portions thereof, collapsed during the year, As a result of which 2 persons were injured and two killed.

13. (f) Setback lands added to the Public Roads.—The total area of setback lands added to the roads during the year was 20,530.18 sq. yds., The total compensation paid during the year amounted to Rs. 27,912.49 nP. The important setbacks added to the roads were:

- (1) At Mahatma Gandhi Road, Ghatkopar.
- (2) At Bombay Agra Road, Ghatkopar.
- (3) Ferry Road, Bandra.
- (4) Pali Road.
- (5) Ghodbunder Road, Andheri.
- (6) Kurla Andheri Road.
- (7) Jai Prakash Road, Andheri.

14. (g) **City Survey.**—Upto now City survey work of Vakola Kole-Kalyan area was being completed and that of Vile Parle is in progress. The work of remaining areas *viz.*, Andheri and Jogesheri is likely to be taken up in hand shortly by Government. During the year under report regular lines were sanctioned by the Municipal Commissioner under Section 297(1)(a) of the Bombay Municipal Corporation Act, in respect of Roads mentioned in *Appendix A-8*.

D.—TOWN PLANNING SCHEMES, SUBURBS.

15. Due to the increase in the tempo of the Development of the suburban areas and the rapid progress made in undertaking Variation of the T. P. Schemes, the activities of the Town Planning Section have greatly increased. In order to cope up with the same and for the speedy implementation of the six finalised Town Planning Scheme which have come into effect, the staff of this section was suitably augmented during the year under report. There are in all 25 Town Planning Schemes situated in the Suburban area. During the year declaration was made for the variation of four more Schemes, bringing the total of schemes made after merger to 23, and thus having just two more schemes to be declared for variation hereafter.

16. The position as regards the various T. P. Schemes is as follows.

(a) Schemes which have been sanctioned and come into effect :—

(1) Town Planning Scheme Bandra X—The work of the enforcement of the scheme is in progress. Estimates for the work of construction of roads and Drains required to be carried out under the scheme have been submitted for approval and sanction of the Works Committee. However the work is proposed to be deferred, till sewers are laid in the area, which work is due to commence shortly. The latter work was not contemplated under the scheme but is being undertaken on grounds of sanitation.

(2) Town Planning Scheme Bandra No. V.—(varied)—The work of the implementation of the scheme including the execution of the works provided for under the scheme is in progress.

(3) Town Planning Scheme Bandra No. IV.—(varied)—Recoveries of the betterment charges have been effected by service of Notice of dues under the scheme, from most of the plot owners and action in respect of remaining cases is in progress.

18. (4) Town Planning Scheme—Santacruz No. VI—Detailed estimates for the works required to be carried out under the scheme have been submitted for Administrative sanction of the Corporation and it is hoped to take up the work after monsoon. The implementation of the scheme involves clearance of a large part of area which forms a slum at present, involving removal of over 500 structures and dishousing about 10,000 persons. Negotiations are in progress with Government to make available to the Corporation additional land for the purpose rehabilitating the slum dwellers. Some of the persons who are likely to be dishoused are proposed to be habitated on plot No. 16 which vests in the Corporation. On this plot multi storeyed buildings are proposed to be constructed for the low income group. This plot is low lying, the work on the same is already sanctioned and is expected to be started shortly. Due to the above reasons and the alternative accommodation required for housing the dishoused persons, it is feared that the implementation of this scheme is likely to be slow.

19. (5) Town Planning Scheme Ghatkopar No. III—The detailed and revised estimates of the scheme are prepared for some roads and the same will be submitted to Works Committee for approval. The rest of the programme of works will be followed in the next two years. A part of the scheme area is encumbered with unauthorised and non conforming hutments and possibilities are being explored to rehabilitate the hutment dwellers numbering about 10,000 in the adjoining areas under the Slum Clearance schemes, if possible, to overcome the difficulties in the speedy implementation of the scheme.

20. (6) Town Planning Scheme Santa Cruz No. V—Material deviation has been made by the Government in the alignment of Western Express Highway which passes through the scheme area. As this affected a substantial part of scheme layout, variations of the scheme will have to be undertaken in due course after the alignment and Acquisition proceedings are finalised. Estimates for the construction of roads etc., in the unaffected part of the scheme have been submitted for Administrative sanction and it is hoped to start the work after monsoon. The work of implementation of the scheme in the unaffected portion has been already started and same is in progress.

21. (b) Schemes which are at the Arbitration stage before the Town Planning Officer or Board of Appeal.

(i) In the following two schemes the Town Planning Officer has finally drawn and the same are due to come up before the Board of Appeal.

Town Planning Scheme, Bandra No. III (Varied) and Town Planning Scheme, Santa Cruz No. III (Varied).

(ii) In the following 10 Town Planning Schemes Arbitration proceedings are in progress before the Town Planning Officer or due to commence.

- | | | | |
|------|-----------------------|------------|----------------------------|
| (1) | Town Planning Scheme, | Bandra | No. III (Varied). |
| (2) | Town Planning Scheme, | Bandra | No. IV (Varied). |
| (3) | Town Planning Scheme, | Santa Cruz | No. IV (Varied). |
| (4) | Town Planning Scheme, | Vile Parle | No. I (Varied). |
| (5) | Do. | Do. | No. III (Varied). |
| (6) | Do. | Do. | No. IV (Varied). |
| (7) | Do. | Do. | No. IVA (Varied). |
| (8) | Do. | Do. | No. VI (Varied). |
| (9) | Do. | Do. | No. Andheri, I (Varied). |
| (10) | Do. | Do. | Ghatkopar, No. I (Varied). |

(iii) Draft Scheme in regard to Town Planning Scheme, Santa Cruz No. I (Varied) has been submitted to the Government for sanction and the same is awaited.

(iv) The following Schemes are in various stages of making.

- (1) T. P. Scheme, Santa Cruz No. II.
- (2) T. P. Scheme, Vile Parle, No. II and IV.
- (3) T. P. Scheme, Andheri No. VI.
- (4) T. P. Scheme, Ghatkopar No. II.

(v) The variations in respect of the following two schemes are yet to be undertaken :

- (1) T. P. Scheme Bandra No. I.
- (2) T. P. Scheme Andheri No. II.

22. Commencement Certificates.—520 applications for issue of commencement certificates under Section 29 of the Bombay Town Planning Act were received during the year under report. The number of applications for grant of commencement certificates in respect of each of the schemes and the number of proposals are indicated in Appendix A-9.

22A. Lay outs.—In all 60 proposals were received under Section 302 of the Bombay Municipal Corporation Act. Out of these 10 proposals were sanctioned by the Municipal Commissioner, with the approval of the Standing Committee as required under Section 303(1) of the Bombay Municipal Corporation Act. The details are given in Appendix No. A-10.

22B. Proposals of sub division and amalgamation.—In all 105 proposals were received. Approval was given only to 84 proposals as shown in Appendix No. A-11.

E—FACTORY SECTION

23. 993 applications were received by this Section during the year for establishment of the new factories for 'No objection certificates' for construction works or for transfers etc. Out of these 931 applications were disposed off and the remaining remained undisposed for want of proper and complete information. 89 new permits were granted for the factories after completion and scrutiny.

During the year under report 105 prosecutions were instituted. Out of these 73 cases were decided in favour of the Corporation and 32 cases are still pending before the Court. Total amount of fine recovered was Rs. 515 and the total number of complaints received was 129.

F—TRANSPORT SECTION

24. (i) This Branch attends to the work of repairs and maintenance both major and minor and running of refuse and cesspool vehicles of other Municipal departments in the Suburbs and Extended Suburbs.

The Suburban and Extended Suburban Fleet of vehicles consisted of 222 and 77 vehicles respectively. Appendix B-1 gives the necessary details.

(ii) Special Activities : Servicing Station has been installed at Santa Cruz Municipal Workshop which will be put into commission very shortly.

(iii) During the year 4 Pick-ups and 2 C.P. lorries have been scrapped and auctioned out, as they had outlived their useful life and were found uneconomical. Two new vehicles for removal of dogs and one Ambulance for extended suburbs were purchased. Orders have also been placed for the purchase of 4 cess-pool, 6 refuse vehicles for plying in Suburbs and Extended Suburbs.

G.—MECHANICAL BRANCH

25. During the year under report, the newly created office of A. E. (Mechanical) (Suburbs) worked satisfactorily. This Branch looked after the following works:—

- (a) The electrical installations in the Suburbs and Extended Suburbs.
- (b) Operation of sewage pumping stations and Purification Plants and their repairs and maintenance.
- (c) Repairs and maintenance of Road Rollers.

26. Electrification of chawls and tenements.—The electrification of the following Municipal properties were carried out at a total cost of Rs. 1,08,832.

- (1) School near Jawhar Talkies, Kurla.
- (2) R. M. O.'s Quarters, Bhaba Hospital, Bandra.
- (3) Maternity Home, Andheri.
- (4) Hindi Gujarathi School, Goregaon.
- (5) Malad Conservancy Staff Quarters.
- (6) Dispensary at Marol, Andheri.
- (7) Santa Cruz, New Service Station.
- (8) Outpatient department, Bhaba Hospital Kurla.
- (9) Khar Dispensary.
- (10) School at Kalina, Santa Cruz.
- (11) Kandivli Market
- (12) Borivli Market.
- (13) Vile Parle Marathi School.

27. The work of rewiring of the following municipal premises was done at a cost of Rs. 12,707.

- (1) Vile Parle Office.
- (2) Municipal Officers' Quarters and Dispensary at Goregaon.
- (3) Conservancy 'H' Ward, Bandra Office.

- (4) Goregaon Post Office.
- (5) Malad Marve Road Staff Quarters.
- (6) Borivli Library and Conservancy Ward Office.
- (7) Besides, 120 minor electric Maintenance jobs were also executed at a cost of Rs. 16,500.

The electrification of the following premises was carried out through the agency of outside contractor under the supervision of Suburban Electric Staff at a total cost of Rs. 57,375.

- (1) Illumination of Bandra Municipal Office for Republic Day.
- (2) School at Kherwadi, Bandra.
- (3) Dhanji Deosi School, Ghatkopar.
- (4) Jayantilal Vaishnav Road School, Ghatkopar.
- (5) Tata Compound Chawls, Andheri.
- (6) Rajaballi Tank School, Santa Cruz.

Sewage Pumping Stations and Purification Plants

28. (a) *Pumping Stations*.—The sewage in Suburbs was pumped at seven pumping stations, viz., Khar Versowa, Jay Bhara, Bandarwadi and Chimbai on Western Railway side and Kurla and Ghatkopar on the Central Railway side. The total sewage pumped during the year was 3724 million gallons. All these pumping stations worked satisfactorily.

29. (b) *Purification Plant*. (1) *Khar Purification Plant*.—The total amount of sewage received for treatment was 496 million gallons at the average rate of 1.3 m.g. per day. As the uptake tube of the digestion tank was found damaged, the Digestion Tank had to be kept out of commission and the plant worked partially. The final effluent was discharged into the Vakola Creek. About 500 Cft. of silt and 2500 Cft. of screenings were removed during the year.

(2) *Ghatkopar Purification Plant*.—The total quantity of sewage pumped at this tank was 1155 m.g. and the actual sewage treated was 40 m.g. at an average 1.3 mg. per day. During the year under report 3600 S.ft. of silt and 1000 Cft. of screenings were removed. The final effluent and raw sewage was discharged into the creek at Govandi.

(3) *Versova Purification Plant*.—The quantity of sewage pumped at this plant was 648 million gallon, the plant is not fully put into commission as some defects are still to be rectified by the contractors.

30. *Road Rollers*.—In all there are 32 Road Rollers in Suburbs and Extended Suburbs, and the following work was attended to by the Road Roller Section during the year:—

- (1) Five Road Rollers were completely overhauled.
- (2) Annual survey was carried out for 8 Road Rollers.
- (3) Repairs carried out to 8 Road Rollers.

H.—PLANNING BRANCH

31. This branch is in charge of Assistant Engineer, Planning (Suburbs), and Senior Architectural Assistant (Suburbs). The work of Plans and estimates and design of Engineering projects, such as Municipal Buildings, Roads, Bridges, Culverts, Subways, S. W. Drains, Development of Sites is done by this branch. This Branch has prepared plans, estimates and designs for following works during the year under report:—

Serial No.	Location.	No. of Properties.	Total costs (in Rs.)
1	Municipal Office Buildings	8	10,52,631
2	Schools	28	87,05,894
3	Library	1	69,086
4	Hospitals and Maternity Homes, including Staff Quarters	15	40,12,111
5	Municipal Housing Proejects	2	34,31,794
6	Markets	5	16,16,139
7	Fire Brigades	1	4,43,761
8	Development of Sties	4	3,88,221
9	Public Conveniences	3	59,025
10	Roads Footpaths	41	49,97,640
11	Storm Water Drains and Channel using Nallahs	27	23,19,726
12	Bridges and Culverts	9	10,63,898
13	Sub-ways	1	3,01,570
	Total	145	2,91,11,496

The works completed during the year under report are given in Appendix No. B-2.

33. The works in T. P. Scheme No. III, Santacruz are intended to provide sewerage facilities to T. P. No. III area and also to properties abutting on Military Road (North and South) and to the East of Western Railway upto Vakola Bridge. This area along with other areas like Bandra, Khar and Santa Cruz (West) will be served with one outfall, viz., Khar Purification Plant.

For the purpose of laying sewers in Vile Parle area the same has been divided into two parts viz., (1) areas A, B, and C on the West and (2) Areas D, E, F, G, H, J and K on the East.

For the purpose of laying sewers in Andheri (West) area the same has been divided into eight parts viz., Areas A, B, C, C-1, D, F, F and G. These areas will be drained into the main sewer in Jay-prakash Road, draining to Versova Pumping Station.

34. The work of laying sewers in Juhu Lane, Andheri will provide sewerage facilities to properties on higher level. Most of the areas along this Lane have rocky strata underneath. At present most of the properties have septic Tanks with soakpits which do not work satisfactorily. This results, in waste water and effluent from soak pits flowing in low lying lands and creating places for breeding mosquitoes. The work of the sewer is now completed and action will be taken to drain the sewage and waste water from the area into the Municipal sewer.

For the purpose of laying sewer in the Juhu Housing Colony to the South of IRLA NALLA, the work is divided into five parts viz., areas A, B, C, D and E. These areas are under development and will be drained to the main sewer laid in Juhu Housing Colony.

35. The works which are in progress during the year under report are given in Appendix B-3. Details of

The works for which tenders have been already invited and the works will be started in 1960-61 are given in Appendix B-4.

The works for which tenders are being invited during the year 1960-61 are given in Appendix No. B-5.

36. The Bombay Housing Board, the Co-operative Housing Societies and private individuals, have constructed a number of tenements, in Kherwadi Area, Bandra (East) and there is a keen demand for provision of sewerage facilities. Plans and estimates amounting to Rs. 26,39,268 for laying 48" sewer from the proposed pumping station near Mahim Creek along Western Express Highway upto north of T. P. Line crossing and construction of a Pumping Station have been submitted to Works Committee and Corporation for sanction. The New Pumping Station is proposed for lifting the sewage, because the existing pumping station at Khar constructed by the Ex-Bandra Municipality before its merger can cater to the needs of the existing developed portions of parts of Bandra and Khar on the west of the Western Railway only. Similarly, a new plant is proposed to be constructed because the old plant was constructed only for the already developed areas of parts of Bandra and Khar as it was not felt likely that the area in the East would develop so fast.

37. (b) Drainage District No. III.

This drainage district comprises of three areas, viz., Kurla, Chembur and Ghatkopar.

The works completed during the year under report from the district are given in Appendix B-6.

The works which were in progress during the year under report, from Drainage District No. III are given in Appendix B-7.

Works for which tenders have been invited during the year from Drainage District No. III are given in Appendix B-8.

Works for which tenders are proposed to be invited during the year 1960-61 from Drainage District No. III are given in Appendix B-9.

38. Detailed plans and estimates amounting to Rs. 27,00,608 are approved by the Corporation for provision of sewerage facilities to certain areas between Kurla and Ghatkopar. The main sewer after crossing the Central Railway Tracks will drain to Ghatkopar Pumping Station.

39. The area round about the Standard Vacuum Oil Refinery has been taken up by several factories and the disposal of trade effluent in the case of some of the factories being large, it is necessary to provide adequate arrangement for its disposal. It is proposed to lay 18" sewer in the corridor Road at the estimated cost of Rs. 5,27,003. It will discharge into a nalla near the Burmah-Shell Refinery. Messrs. National Carbon Co. Ltd., and Messrs. Calico Chemicals are prepared to bear half the cost of the work.

40. The following plans and estimates for provision of sewerage facilities in some of the pockets left out at Kurla and Ghatkopar have been submitted to Works Committee and Corporation for sanction :—

	Rs.
(1) Providing and laying 9" sewers in Kirol Village	... 78,480
(2) Providing 9" sewer in Khajuribhati Area at Kurla	... 62,158
(3) Providing 9" sewers along Match Factory Cross Lane, Kurla	... 32,303
(4) Providing and laying 9" sewers etc., in Ghatkopar Mahul Road and two Lanes of Charai Area, Chembur.	... 1,13,300

(c) PUMPING STATIONS.

41. The Purification Works at Versova have started functioning during the year. The lengths of the sewerage completed upto the end of the year are 28,502 Rft. in Districts I and II and 1,915 R.ft. in District No. III as per details given in Appendix No. B-10.

The expenditure incurred during the year under report on all works inclusive of sewers, pumping stations and purification works was Rs.

(d) Subvention Scheme :—

42. As more and more areas are being sewerred, the tempo of subvention action also was correspondingly increased. Notices under Section 231 and Section 248 of the B. M. C. Act were served on the property owners with the sanction of the Standing Committee and Corporation requiring them to joining their house drains to the newly laid sewer and for conversion of privies into closets on full flushing system.

43. In all 808 notices under Section 231 of the B. M. C. Act were served and in 454 cases parties submitted their proposals. In 240 cases house owners have carried out the work in compliance with the notices served on them.

44. In all 401 notices under Section 248(1)(c) of the B. M. C. Act for conversion of basket privies into water closets on full flushing system were served on the house owners. 354 privies were converted into water closets. The total amount of subvention paid during the year amounted to Rs. 62,000.

45. The Corporation under their Resolutions No. 2102 of 17th March 1958 and 858 of 17th November 1958, approved of granting of subsidy of Rs. 200 for Acqua privy seat and also similar subsidy for commode being converted into water closet on full flushing system respectively on the basis of basket privies.

46. Similarly owners of Suburban area, have also been allowed to draw a subsidy of Rs. 50 each per water closet seat of premises having septic tanks for disconnecting flow of waste water from septic tanks and connecting the same to the Municipal sewer as per Corporation Resolution No. 794, dated the 24th October 1958.

In all 69 street connections for premises to the newly laid sewers were given at Municipal cost. The expenditure incurred for the same amounted to Rs. 12,092.

J.—CONSERVANCY BRANCH.

47. The Conservancy Branches in the Suburbs and the Extended Suburbs were reorganised so as to form two Ranges from 1st March 1959. Range 'A' comprises H (Bandra) Ward, L (Kurla) Ward, M (Chembur) Ward covered by Budget 'F'. 'K' Ward (Andheri) was transferred to Range 'B'.

48. Normal Conservancy services were maintained throughout the Suburbs and also in the Bombay Air Port, Chembur Colony and the various other Government and Military Establishments in the Suburbs. The main services of the Conservancy Branch consisted of :—

- (i) Cleansing of roads and footpaths.
- (ii) Collection, removal and disposal of refuse.
- (iii) Cleansing of open drains (Municipal and private).
- (iv) Collection, removal and disposal of night-soil and cess-pool contents.
- (v) Dog Licensing and dog destruction.
- (vi) Rat Destruction.
- (vii) Removal and disposal of carcasses.
- (viii) Labour Welfare.
- (ix) Veterinary Service.

(I) CLEANSING OF ROADS AND FOOTPATHS.

49. The details as regards the area of the roads and footpaths swept, the frequency of sweeping is shown in Appendix C-1. The total area measuring 38,02,652 sq. yds., was swept.

(II) COLLECTION, REMOVAL AND DISPOSAL OF REFUSE.

50. (a) *Collection.*—Household refuse was collected in 837 Municipal dust bins located at convenient places as against 790 in the previous year. Appendix C-2 gives details as regards the wardwise distribution of the dust bins. 179 cases under Section 372(c) of the Bombay Municipal Corporation Act for indiscriminate throwing of refuse and 413 for urinating were filed in the Court. Number of actions taken under Section 368 of the Act, to enforce the provision of approved type of dustbins for the collection of household refuse was 155.

51. (b) *Removal and Disposal.*—The details about the total quantity of refuse removed and the dumping places and the frequency of the removal are shown in Appendix C-3. Most of the dustbins were attended to once a day. Out of 66,909 tons of refuse collected, 60,272 tons were utilised for reclamation of Municipal lands, 6,637 tons sold to private parties for filling up wells and lowlying lands as shown in the same Appendix. No refuse was disposed of by incineration.

(III) CLEANING OF OPEN DRAINS (MUNICIPAL AND PRIVATE).

52. In addition to the cleansing of roadside open channel drains, the work of cleansing house drains was also undertaken in 'L' Ward for which a staff of 13 drain cleaners was appointed. This staff also attended to the cleansing of house gullies. The details in this connection are given in Appendix (C-4).

(IV) COLLECTION, REMOVAL AND DISPOSAL OF NIGHT SOIL.

57. (a) *Collection and Removal.*—The wardwise distribution of privies on Basket system is given in Appendix C-5. Owing to the schemes, 974 privies were converted into water closets or demolished. The number of basket privies at the end of the year was 8,781.

(b) *Public Sanitary Conveniences.*—The details as regards the location of the public sanitary conveniences in different wards as existing on 31st March 1960, are shown in Appendix C-6. There were 38 commodes in the Suburban area, out of which 23 were in H Ward, 8 in K Ward, 2 in L Ward and 5 in N Ward. Some of the proposals for constructing public urinals in sewered areas as also for constructing additional public latrines materialised and many such proposals are under consideration. Due to difficulties in acquiring sites privately owned, no appreciable progress could, however, be made in this connection.

54. (c) *Disposal of Night Soil.*—(i) 4,764 gallons of night soil from the latrines was collected daily and removed. The wardwise details are shown in Appendix C-7. The open plots and fields fouled by public were also cleansed.

(ii) *Cesspool Clearance.*—The number of cesspools existing during the year with their capacities and quantity of cesspool contents are shown in Appendix C-8.

(iii) *The disposal of night soil.*—The night soil contents were disposed of at the following deposits, discharging the contents into the creeks and at various points except for a small quantity used for composting at Ghatkopar during the dry season :—

(1) Versova Creek	.. Oshivra Night Soil Depot.
(2) Sion Creek	.. Sion Night Soil Depot.
(3) Ghatkopar Creek	.. Ghatkopar Night Soil Depot.
(4) Bandra Creek	.. Bunderwadi night soil depot discontinued from 1st March 1959 by a public notification.

In pursuance of the policy to improve the methods of disposal of excrementitious matters, the night soil depots with hoppers at the New Purification Works situated at (1) Andheri-Versova Road, (2) Ghatkopar-Mahul Road, started functioning. The one constructed at Khar Purification Works could not, however, be put into commission owing to lack of approach roads.

(d) Special services on payment were continued as under :—

(a) Internal cleansing of privies.

(b) Cleansing of commodes.

(c) Removal of effluent of the septic tanks and N. S. from the privies erected at temporary camps

The fee for rendering the services at (c) was revised.

V.—DOG LICENSING AND DOG DESTRUCTION.

56. The work consisted of licensing dogs and catching and destroying ownerless and stray dogs. During the year 2,118 licenses were issued and 4,358 dogs were caught and sent to the Lethal Chamber at Mahalaxmi (*vide* Appendix C-9). The dog-van was used for collecting stray and ownerless dogs and transporting them to Mahalaxmi. During the year under report two new vans were purchased, one of them being prepared out of the disposal chassis. As a result of this an additional dog destruction unit could be established for the Conservancy unit of Range 'B'. Rewards were also given to dog catchers for catching more dogs than the number prescribed.

VI.—RAT DESTRUCTION.

57. In addition to the staff of 17 scavengers utilised for catching rats and attending to rat pest complaints a staff of 5 Junior Overseers, 5 Mukadams and 35 begaries operated on temporary basis was reduced to 1 Junior Overseer, 1 Mukadam and 14 rat biggaries from 1st February 1960 as no appreciable progress could be achieved for want of necessary equipments. The total number of rats caught was 86,496 during the year as per details shown in Appendix C-10. 2,251 complaints were received.

VII.—REMOVAL AND DISPOSAL OF CARCASSES.

58. The work of removing and disposing of carcasses of animals from 'H' Ward including Bandra Slaughter House and Kurla Railway Goods shed and yard in 'L' Ward was entrusted to the Greater Bombay Co-operative Conservancy Society and the Madhavis operated in the villages. 8,670 carcasses were removed at the skinning ground as per details shown in Appendix C-11.

VIII.—LABOUR WELFARE.

59. (a) *Housing accommodation for the labour staff.*—The work of constructing 48 additional tenements of Hasnabad Lane, Khar was completed.

(b) *Co-operative Credit Society.*—Facilities of the Co-operative Credit Society existed and the staff who were members of the Society took advantage of the same.

(c) *Welfare Centres.*—There were Welfare Centres at Kurla, Chembur, Andheri and Khar for the employees residing at these quarters. No new centres were opened during the year under report.

IX.—ITEMS OF INCOME.

60. The Income earned by the Conservancy Branch during the year under report through different sources is given in Appendix C-12.

X.—VETERINARY DISPENSARY AT KHAR.


61. The dispensary was taken over by the Corporation from Ex-Bandra Municipality to whom the building was donated by Shri Dayabhai Amersey in memory of his daughter Nanudben in the year 1934 for treating dumb animals.

The Junior Veterinary Inspector was in charge of this dispensary. He also carried out the inspection of milch cattle stables. During the year 2,283 animals were treated and 135 anti-rabbit inoculations were done. The details are shown in Appendix C-13.

BOMBAY MUNICIPAL CORPORATION

GRAPH SHOWING No. of LIGHTS, TOTAL WATTAGES AND TOTAL EXPENDITURE ON LIGHTING IN EACH WARD OF THE SUBURBS DURING THE YEARS 1957-58, 1958-59 1959-60.

NOTE:—FULL LINE INDICATES TOTAL WATTAGES
 --- DASH LINE INDICATES TOTAL EXPENDITURE
 -.- DOT AND DASH LINE INDICATES No. of LIGHTS



Chohan 08

Shah 16/30

Shah 16/30

PREPARED BY
 D.E. (Civil)
 SUB-ENGINEER PLANNING
 SUBURBS

D.E. (Civil)
 ASST. ENGINEER PLANNING
 SUBURBS

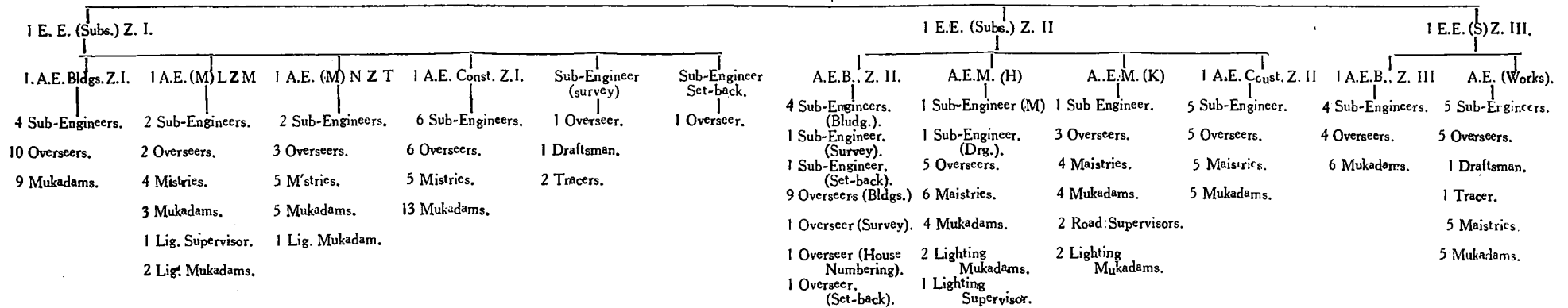
D.E. (Civil)
 CITY ENGINEER
 SUBURBS
 BOMBAY MUNICIPAL CORPORATION

BOMBAY MUNICIPAL CORPORATION.

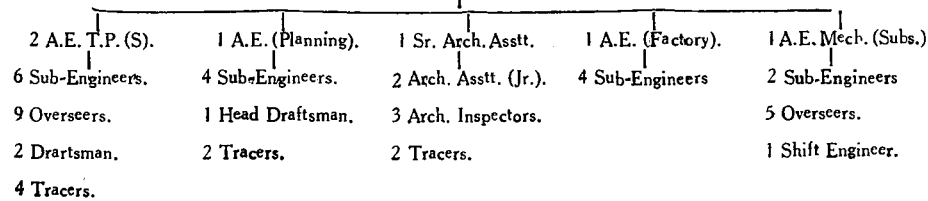
GENEALOGICAL SET UP OF THE DY. CITY ENGINEER (SUBURBS).

Note: The Staff shown below is as per the actuals as on the last day of the Official year 1959-60.

1 DEPUTY CITY ENGINEER (SUBS.).



OTHER OFFICES DIRECTLY UNDER THE CONTROL OF DY. C. E. (SUBS.)



APPENDIX A-3.

Statement showing the works which are either completed or those in progress during the year 1959-60. Works other than the Sewage Scheme :—

Serial No.	Name of the Work.	Estimated Cost.
'H' Ward.		Rs.
1	Providing passages and S. W. Drains in Jawahar Nagar, Khar East	10,405.00
2	Improving the surface of Road behind Tata blocks in T.P.S. III, Bandra	8,449.00
3	Proposed asphalt Road connecting Vile Parle Sb-Way, Play Ground, T.P.S. VI, Santa-Cruz.	15,537.00
4	Improving the surface of the road of G. B. Road leading to S.T. Depot, Santa Cruz	15,410.00
5	Providing S.G. Path ways in T.P.S. IV, Bandra	34,930.00
6	Construction of 30' wide road leading to Bombay S.E.S. Ltd., S'Cruz	24,826.00
7	Asphalting Road No. 21, Khar	6,930.00
8	Asphalting Road No. 20, Khar	8,316.00
9	Providing Traffic channelizing islands at the junction of G. B. Road and National Library Road, Bandra.	2,919.00
10	Widening of Road at Khar, Sub-Way	23,945.00
11	Providing S. W. Drain around Madhu Park	12,202.00
12	Improving the surface of Bazar Road and bye-lane in Bazar Road	10,626.00
13	Improving the surface of 13th Road, Khar	12,020.00
14	Asphalting road in front of Kherwadi Municipal School, Bandra	3,572.00
15	Improving the surface of Road connecting 20th Road with Dr. Ambedkar Road	7,778.00
16	Widening and Asphalting the road leading to Jawahar Nagar from Golibar junction to Kherwadi School, Bandra.	45,897.00
17	Improving surface of 1st Road and 2nd Road, Khar from Khar Rly. Stn. to G. B. Road.	7,636.00
18	Improving surface of extension of Main Avenue at Manekjee Gazdar Scheme	3,898.00
19	Improving the road from Govind Patil Road to Agripada School.	33,008.00
20	Semigrouting Eastern Portion of 3rd Road, Santacruz	4,568.00
21	Improving surface of 1st Road, T.P.S. III, Santacruz	5,440.00
22	Improving the surface of 3rd Road of Manekji Gazdar Scheme, Khar	14,221.00
23	Semigrouting East side of 6th Road T.P.S. III, Santa Cruz	9,235.00
24	Filling in 3rd Cross Road, Khar	3,473.00
25	Semigrouting east side of 4th Road T.P.S. III, Santacruz	6,341.00
26	Providing S.W. Drain along M. G. Road outside Santacruz Station	4,766.00
27	Providing S.W. Drain along Sarojini Naidu Road	13,655.00
'K' Ward.		
28	Providing 18" H.P. drain along Shradhanand Road from Nehru Road junction connecting existing Nalla near Garage at Vile Parle.	26,068.00
29	Providing 15" H.P. Drain along Western side of Azad Raod Vileparle	20,158.00
30	Construction of Road from Gujarati Mandal Road upto Railway Culvert No. 31 and Sub-way below the culvert to the South of Railway Station at Vile Parle including cost of Acquisition.	4,29,396.00
31	Providing new access road to Vile Parle (West) Gavthan including provision of side drains and cost of acquisition.	53,988.00
32	Construction of a new road joining Subhash Road in Paranjpe 'B' Scheme, Vileparle	22,872.00
33	Proposed extension of Sarojini Road to Police Station Road, Vile Parle	10,118.00
34	Widening of Marol Maroshi Road from its junction with Kurla Andheri Road, upto the Overbridge over Tulsi Pipe Line including cost of Acquisition.	2,62,459.000
35	Constructing a road in Telly Gully at Gundavali Village, Andheri	8,755.00
36	Providing 12' wide slab drain culvert over Nalla at Bhandar Wada	2,395.00
37	Providing C.C. Passages in Mogra (West), Andheri	11,650.00
38	Providing 15" H.P. Drain along old Nagardas and Parsee Panchayat Road connection to S.W. Nalla at the junction of Old Nagardas Cross Road, Andheri.	33,991.00
39	Construction of a covered cement concrete S.W. Drain along with Bajaj Road, from Vallabhbai Patel Road junction of Besant Road junction, Vileparle.	29,950.00
40	Providing cement concrete covered S. W. Drain along the Eastern side of Sarojini Road, Vile Parle.	9,821.00
41	Providing 15" dia. H. P. Drain along Prarthana Samaj Road from Hanuman Road junction and further along with Park Road upto Malviya Road junction Vile Parle.	13,892.00
42	Providing S. W. Drain on the West side of G. B. Road from Andheri Fire Brigade Station to Irla Nalla.	32,122.00
43	Construction of Road including side drain in Kol-Dongri Village between Salsettee Track and Dadabhai Road	2,73,950.00
44	Widening of G. B. Road and from B.E.S.T. Depot, Santacruz upto the Andheri Rail-way Crossing.	3,94,550.000
45	Enlarging the existing carriageway of Ceaser Road, Andheri	81,190.00
46	Widening and improving the surface of Versova Road from 7 Bungalows to Versova Bus Terminus, Andheri.	74,527.00
47	Widening and Improving the surface of Caves Road, Jogeshwari	42,000.00
48	Widening of Kurla Andheri Road from Level Crossing upto Old Nagardas Road, Andheri.	73,180.00
49	Semigrouting approach road to Squatters Colony, Jogeshwari	49,400.00
50	Constructing a road in Barve Patkar Scheme, Vile Parle	24,021.00
51	Improvement to the passage in Juhu Gaothan No. 2	5,820.00
52	Repairs to the existing passage in Juhu Gaothan No. 2 and 3	2,615.00
53	Providing C.C. Passage, widening the existing passage and providing H. P. S. W. Drain in Marol Village, Andheri.	20,876.00

Serial No.	Name of the work.	Estimated Cost.
		Rs.
54	Providing C. C. Passage in Madh Village	21,981.00
55	Providing C.C. Passage in Marol, Bhandarwada	5,260.00
A.E. Const. (West).		
56	Additions to Municipal Garage at Santacruz	1,03,046.00
57	Maternity Home in the compound of Wadia Dispensary, Andheri	4,90,223.00
58	Widening of Marol Maroshi Road	2,62,459.00
59	Providing and paved and covered drain along Marol Market	67,590.00
60	Constructing of School Building at Kalina Santacruz	2,65,060.00
61	Construction of Dispensary Building in T.P. S. III, Bandra	39,414.00
62	Widening of B. G. Road from Santacruz B.E.S.T. Depot to Andheri Rly. Crossing	13,11,920.00
63	Const. of an additional School Building in Petit School Compound	4,22,520.00
64	Const. of School Building at Kherwadi	5,12,202.00
65	Improving surfaces of certain roads in Suburbs in 1958-59	5,49,940.00
66	Construction of certain roads in T.P.S. III, Bandra	2,17,942.00
67	Surfacing the carriageway and construction of foot-paths along J. N. Road	3,70,025.00
68	Construction of dispensary at Marol	39,414.00
69	Construction of a road at Kherwadi	1,49,471.00
70	Construction of additional rooms at Gumpha School Building, Jogeshwari	25,407.00
71	Extension of the School Building on Plot No. 38, T.P.S. I Vile Parle	1,44,978.00
72	Renovation of Kalina Bridge	98,810.00
73	Widening of Vakola Bridge, Santacruz	1,67,413.00
74	S. W. Drain along South Avenue, Santacruz	4,49,470.00
75	S. W. Drains along Main Avenue, Santacruz	3,05,230.00
76	S. W. Drain along North Avenue, Santacruz	3,09,360.00
77	S. W. Drain along Roads in T.P.S. VI, Andheri	2,72,480.00
78	S. W. Drain along Turner Road from Ghodbunder Road, junction to Bandra Railway Station	89,100.00
79	S. W. Drains and footpaths in T.P.S. IV, Bandra	4,31,300.00
80	Extension of Municipal Office Building, Bandra	6,29,300.00
81	Widening of Ghodbunder Road from Andheri to Oshivra, Jogeshwari	13,09,430.00
82	Extension at Wate-Field Road, Bandra	84,152.00
83	S. W. Drains in Bhoiwada, Bandra	47,327.00
84	Paving the footpaths along Ghodbunder Road from Khar Pali Road to Santacruz Bus Depot.	90,396.00
85	Asphalting the carriageway of 100' Road in Juhu Vile Parle Development Scheme	1,48,892.00
'L', 'M' and 'N'—Wards.		
86	Construction of a roadway along the C. S. Track embankment from its junction with Sion Trombay Road upto Kurla Railway Station	3,59,916.00
87	Construction of a school building in the Sub-Scheme No. 17, Kurla, behind Jawahar Talkies.	3,49,910.61
88	Construction of quarters for medical officer and Lady Doctor at K.B. Bhabha Hospital, Kurla.	78,530.00
89	Providing an additional floor over Municipal Marathi School on Chembur-Ghatkopar Road, Chembur.	83,279.06
90	Construction of foot-path at Jethalal Parekh Road opposite Ghatkopar Railway Station	50,260.00
91	Construction of proposed school building in Ghatkopar Housing Colony, Raja Wadi, Ghatkopar.	2,06,742.00
92	Construction of Bombay Agra Road between junction Old Agra Road (South and) junction Magan Nathuram Road at Kurla.	5,24,019.82
93	Construction of a fire brigadde station with quarters for staff at Vikhroli ('N' Ward) on Plot bearing S. No. 112 and 115 including drill tower pump room, cleaning pits and petrol storage room.	5,59,505.00
94	Proposed municipal primary school at Chembur in the Industrial Housing Scheme at S. No. 14, Chembur including in caretaker's quarters.	7,49,634.00
95	Extension to the Municipal marathi school at Bhandup	43,240.00
96	Constructon of 48 tenements for conservancy staff at Kurla—work suspended by higher authorities.	2,04,700.00
97	Additional floor at K. B. Bhabha Hospital at Kurla	1,69,804.00
98	Proposed school building at Vikhroli on the Plot offered by Godrej Co.	2,26,176.00
99	Proposed school building on plot bearing S. No. 42, at Deonar Village	2,16,487.00
100	Proposed school building at Trombay Village	3,20,503.00
101	Maternity Home in the compound of free Municipal dispensary at Bhandup	4,66,188.00
102	Widening Bombay Agra Road including surfacing dressing footpaths at Bombay Agra Road.	3,19,680.00
103	Proposed Municipal office building at Chembur	2,47,690.00
104	Construction of 16 seated W. C. blocks for conservancy staff at Bombay Agra Road, Kurla.	28,813.00
105	Retaining wall at Ghandhi Maidan	42,600.00
106	School building in S. No. 68,—71 at Chembur	3,59,569.00
107	Earth-filling and widening Bombay Agra Road, Kurla (2 tenders)	3,94,580.00
		3,88,800.00
108	Construction of pucca road (18' wide) from Kurla Kasaiwada to Burning ground at Khajuri Bhatti, Kurla.	34,029.00
109	Grouting the Powai Road from Bombay Agra Road to Powai Lake	4,26,829.00
110	Proposed extension to Municipal office Building at Ghatkopar	2,64,352.00
111	Construction of staff quarters at Bhabha Hospital at Kurla	1,17,665.00

APPENDIX A-4

Statement showing the works carried out under the Village Amenities Funds during the year 1959-60.

Serial No.	Name of the work.	Length in yards.	Area in Sq. yds.	Estimated Cost.
				Rs.
1	Concreting and semigrutting lanes in Chuim Village, Bandra	777	3,668	23,002.00
2	Construction of an asphalt Road from Vakola Village upto the Bombay Housing Board, Kalina	164	1,667	25,555.00
3	Providing concrete passage in Kalina Village S'Curz	18	71	1,302.00
4	Providing concrete passage in Kolivary Village, Santacruz	66	303	3,161.00
5	Providing H. P. Drain in Valokla Village, S. Cruz	60	...	6,557.00
6	Providing open surface drain along both sides of Danda Village, approach Road	1,000	...	65,215.00
7	Improving the main approach Road connecting certain lanes in Danda Village	400	6,000	26,331.00
8	Providing cement concrete passage leading to the Golibar Municipal Urdu School at Khar	73	289	3,197.00
9	Concreting the passages in Rajan Village, Bandra	170	1,305	11,010.00
10	The concreting the passages in Sherley Village, Bandra	204	1,361	11,500.00
11	Providing C. C. passages in Mogra (West), Andheri	267	889	11,650.00
12	Providing 12' wide slab drain culvert over Nall at Bhandrwad, Marol.	2,395.00
13	Providing 8' wide slab drains culvert over Nalla at Maharwada, Marol	1,223.00
14	Construction of a road in Telly Gully at Gundavli Village, Andheri	167	750	8,755.00
15	Providing C. C. passages in Borla, Govandi Village Chembur	235	470	11,228.00
16	Providing C. C. passages in Deonar Village	400	800	8,603.00
17	Providing C. C. passages in Mankhurd Village	250	495	6,297.00
18	C. C. passages and constructing side drains with R.C.C. Dhapas off Pipe Road, on the North side of premises No. 39, New Mill Ward, Kurla	91	272	9,636.00
19	Asphalting the approach Road leading to Shinde Wadi popularly known Lalwadi from Sion-Trombay Road, Chembur	185	735	5,869.00
20	Providing C. C. Passages and asphalting at Lower Khajur Bhatti at Kurla	462	912	11,858.00
21	Providing C.C. Passages at Chembur Gaokhan	1,000	2,333	33,961.00
22	Providing C. C. passages Upper Khajuribhatti Kurla	236	394	6,688.00
23	Cement concrete passage in Vikhroli Village	130	216	4,346.00
24	S. W. Drain in Vikhroli	150	Nil	2,392.00
25	S. W. Drain in Kanjur Village	135	Nil	2,028.00
26	S. W. Drain in Bhandup Village	195	Nil	8,750.00
27	S. W. Covered Drains at Khot Road, Bhandup	150	Nil	9,158.00
28	Concreting passages in Kirol Village	160	222	4,445.00

APPENDIX A-5.

Statement showing the proposals submitted to relieve Flooding in the different areas in Suburbs :-

Serial No.	Name of the work.	Estimated Cost.
'H' and 'K' Wards.		
1	Providing S. W. Drain around Madhu Park	12,202.00
2	Providing S. W. Drain along M. G. Road outside Santacruz Station	4,766.00
3	Providing S. W. Drain along Sarojini Naidu Road	13,655.00
4	Providing 18" H.P. Drain along Shradhanand Road from Nehru Road junction connecting existing Nalla near Garage at Vilearle.	26,068.00
5	Providing 15" H.P. Drain along Western side of Azad Road Vile Parle	20,158.00
6	Providing 15" H.P. Drain along Old Nagardas Road and Parsee Panchayat Road connecting to S.W. Nalla at the junction of Old Nagardas Cross Road, Andheri.	33,991.00
7	Construction of covered cement concrete S. W. Drain along with Bajaj Road, from Vallabhbai Patel Road, junction of Besant Road junction Vileparle.	29,950.00
8	Providing cement concrete covered S.W. Drain along with Eastern side of Sarojini Naidu Road, Vile Parle.	9,821.00
9	Providing 15" diam. H. P. Drain along Prarthana Samaj Road, from Hanuman Road junction and further along with Park Road upto Malviya Road junction, Vile Parle.	13,892.00
10	Providing S. W. Drain on the West side of G. B. Road from Andheri Fire Brigade Station to Irla Nala.	32,122.00
11	S. W. Drain along South Avenue, Santacruz	4,49,470.00
12	S. W. Drain along Main Avenue, Santacruz	3,05,230.00
13	S. W. Drain along North Avenue, Santacruz	3,09,360.00
14	S. W. Drain along roads in T.P.S. VI, Andheri	2,72,480.00
15	S. W. Drain along Turner Road from G. B. Road junction to Bandra Railway Station...	89,100.00
16	S. W. Drain and footpaths in T.P.S. IV, Banrda	4,31,300.00
17	S. W. Drains in Bhoiwada, Bandra	47,327.00
'L', 'M' and 'N' Wards.		
18	Construction of storm water drains along Mahatma Gandhi Road from its junction with Shradhanand Road to Bhaweshwar Nagar at Ghatkopar.	1,16,215.56
19	Realigning and improving of Ghatkopar Nalla from Bombay Agra Road to Rajawadi Housing Society.	2,45,187.00
20	Providing storm water drain between Jawahar Nagar and Railway culverts passing through Government Housing Colony at Ghatkopar.	2,45,170.00
21	Construction of S. W. Dhapa Drain along east of B. A. Road between Kamani Metal Works and junction with Kurla-Andheri Road.	1,75,998.00
22	Remodelling of Culverts along B. A. Road between City Limits and Mahatma Gandhi Road.	4,26,309.00

APPENDIX No. A-6.

Statement showing the No. of tenements constructed during the year 1959-60 :-

Ward.	No of one room tenements.	No of the two rooms tenements.	No. of three rooms tenements.	No of larger tenements usually known as flats.	Total.
Zone—II. (i.e. H & K Wards)	130	457	263	545	1,395
Zone—I. (i.e. L, M & N Wards)	213	121	26	27	387
Total ...	343	578	289	572	1,782

APPENDIX No. A-7.

Statement showing the No. of Court proceedings against the house-owners in Suburbs under different sections of the Bombay Municipal Corporation Act, during the year 1959-60, with the results of the proceedings in the Court:—

Section of Act.	No. of prosecutions launched during this year and those pending from the last year.	No. of cases withdrawn or complied with.	No. of cases in which parties were acquitted.	No. of cases post por ec.	No of cases in which parties were convicted.	Amount of fine.
'H' & 'K' Wards						
231	1	...	1
232	47	9	2	...	36	115.00
305	11	3	...	8
308
329
347/B
353	50	6	...	17	37	425.00
353A	218	13	3	84	108	585.00
354	173	22	...	74	77	702.00
358/471
304(2)	3	2	10.00
257(1)(a)	43	26	13	681.00
377A(i)	39	4	...	13	22	139.00
383
507	1	1	20.00
'L' & 'M' Wards						
232	23	1	...	6	9	90.00
305	12
329	2	1	5.00
347	2	1	1	10.00
353	8	5	90.00
353A	131	8	...	36	69	1,540.00
354	90	13	3	23	41	260.00
358	2	2	15.00
377A(i)	67	8	1	5	14	300.00
507	14	14
Grand Total						4,987.00

APPENDIX A-8

Statement showing the roads in respect of which the regular lines were sanctioned under Section 297(1)(a) of the B.M.C. Act, during the year 1959-60.

Serial No.	Name of the Road.	Sanctioned Width.	No. of Plans.
(H) Ward.			
1	Ghodbunder Road	70'	GB/174 of 4-12-1950
2	Hill Road	50'	Ex-Bandra Municipality.
3	Carrier Road	80'	GB/313 of 28-1-1952
4	Turner Road	70'	GB/148 of 23-7-1950, 292 of 26-10-1951.
5	Dr. Ambedkar Road	50'	20 of 27-4-1951
6	Pali Mala Road	30'	Drg. No. 1/37-38
7	Chum Village Road	30'	AE/H-16/58-59 of 22-7-1958.
8	Pali Hill Road	45'	GB/354 of 4-6-1952
9	Perry Cross Road Junction Turner Road	70'	GB/147 of 23-7-1950 under revision.
10	Mount Mary Road	30'	AE/S-44/57-58 of 12-11-1957.
11	National Library Road (Ghodbunder Road to Old Ghodbunder Road).	25'	Ex-Bandra Municipality.
12	National Library Road (Station Road to Ghodbunder Road).	25'	GB/15 of 9-9-1930
13	Bazzar Road	25'	Ex-Bandra Municipality.
14	Waroda Road	25'	...
15	Station Road, Santa Cruz, (Nehru Road No. 1).	80'	GB/177 of 4-12-1950 under revision.
16	1st Caonian lane	18'-20'	AE.S/H. 51/57-58 of 15-11-1957
17	Gazdar Bund	120'	Ex-Bandra Municipality.
18	Juhu Road (Santa Cruz—Ghodbunder Road to Lido Cinema).	60'-70'	GB/165 of 29-9-1950
19	Juhu Road, Santa Cruz (Part)	70'	GB/180 of 6-12-1950.
20	Datta Mandir Road	30'	AE/Sub-206/56-57 of 12-12-1956.
21	Gandhi Road, Santa Cruz	75'-63'	GB/149 of 23-7-1950
22	St. Annes Church Road	30'	Plan No. 44/37-38.
23	Tank Lane, Santa Cruz	30'	...

Serial No.	Name of the Road	Sanctioned Width	No. of Plan
24	St. John Baptista Road	40'	AE/H/1/59-60 of 15-5-1959.
25	Vakola Village Road	40'	AES/H/36/58-59 of 17-11-1958.
26	Govind Patil Road and 1st road Khar, upto its junction with G. B. Road, Khar.	40'	AE/S/-H/49/57-58 of 1-1-1957.
27	1st Road, Khar	60'	AE/S.H. 49 57-58 of 20-4-1957.
28	Gazader Bund Agripada School to its junction with G. Patil Road.	40'	Ex-Bandra Municipality.
29	Roads in Pali Gaathan	10', 20', 15'	Reg. No. 24-A of 24-4-1952.
(K) Ward.			
30	Ghodbunder Road, Vile-Parle, Andheri	70'	GB/174 of 4-12-1950
31	Juhu Lane, Andheri	60'	GB/178 of 4-12-1950.
32	Azad Road, Vile Parle	40'	AE, S.K/220/57-58 of 30-7-1957.
33	Mahatma Gandhi Road, Vile-Parle	50'	Plan No. 56 of 25-11-1952.
34	Kurla Andheri Road	70'-100'	AES/92 of 17-8-1956.
35	Old Nagardas Road, Andheri	60'	GB/293 of 26-10-1951.
36	Vithalbhai Patel Road, Andheri	40'	GB/314 of 29-1-1952.
37	Caves Road, Jogeshwari	80'	GB/213 of 28-5-1951.
38	Sonari Road, Vile Parle	40'	AES/88/55-56 of 23-11-1955.
39	Jai Prakash Road, Andheri	70'-80'	GB/85-A of 3-2-1950.
40	Ceaser Road, Andheri.	50'	Plan No. 87/54-55 of 30-11-1954.
41	Marol Maroshi Road, Andheri	50'	AES/K. 39/57-58 of 23-11-1957.
42	Juhu Road (West), Juhu	60'-50'	GB/166 of 5-10-1950.
43	Turner Royal Lanes Juhu	40'	Reg. No. 15 of 2-2-1953.
44	Azad Road, Juhu	40'	AES/K/62/57-58 of 11-3-1958.
45	Vallabhbai Road, Vile-Parle	50'	AES/K. 33/58-59 of 2-3-1958.
46	St. Francis Road, Vile-Parle	25'	Reg. 389 of 7-4-1955.
47	Nanavati Lane, Vile-Parle	20'	AES, K. 2/58-59 of 5-4-1958.
48	Police Station Road Vile-Parle	40'	Plan No. K. 68/58-59 of 23-2-1959.
49	Bhardawadi Road, Andheri	40'	AE.S.K. 64/57-58 of 20-3-1958.
50	Road between new 20' wide passage (behind Nanavati Hospital and St. Francis Road, Vile-Parle (West).	30'	AE/S. K. 58/57-58 of 4-9-1958.
51	Juhu Road, West (Revised)	50'-60'	REG, 140 of 6-1-1957.
(L) Ward.			
52	Sonapur Lane	30'	IS/Z. 1/88/59-60 of 28-8-1959.
53	Hall Road	22'	IS/Z. 1/65/59-60 of 11-8-1959.

APPENDIX No. A-9

Statement showing the details as regards the proposals for the Commencement Certificates disposed of under Section 29 of the Bombay Town Planning Act of 1954.

T. P. Scheme No.	No. of Proposals Received.	No. of Proposals Approved.
T. P. Scheme Bandra No. II	12	7
T. P. Scheme Bandra No. III	219	124
T. P. Scheme Bandra No. VI	11	3
T. P. Scheme Santacruz No. I	7	2
T. P. Scheme Santacruz No. II	57	28
T. P. Scheme Santacruz No. III	28	14
T. P. Scheme Santacruz No. IV	23	16
T. P. Scheme Vile Parle No. I	18	7
T. P. Scheme Vile Parle No. II	49	42
T. P. Scheme Vile Parle No. III	24	15
T. P. Scheme Vile Parle IV-IV-A	1	1
T. P. Scheme Vile Parle V	...	13
T. P. Scheme Vile Parle VI	25	12
T. P. Scheme Ghatkopar No. I	6	1
T. P. Scheme Ghatkopar No. II	15	8
T. P. Scheme Andheri No. I	3	...
T. P. Scheme Andheri No. VI	22	16
	520	308

APPENDIX A-10

Statement showing the Layouts sanctioned under Section 303(1) of the B. M. C. Act during 1959-60.

Serial No.	Name of the Owner.	Description of the Locality.	S.C.R. No. and Date.
1	Dr. C. J. D'Monte	Proposed layout showing subdivision of S. No. 299, H. No. 2, of St. Sebastian's Colony Village, Bandra.	3402 of 6-3-1959.
2	Shri Kantilal Maganlal	Proposed layout of Property at S. No. 14, Chembur.	634 of 29-5-1959.
3	Shri Kantilal Maganlal, on behalf of Sarvodaya Co-operative Housing Society Ltd.	Revised Layout 'B' at Bombay Agra Road, Ghatkopar.	847 of 24-6-1959.
4	Hon. Secretary, Vile Parle Gujarati Mandali Co-operative Housing Society Ltd.	Proposed layout of land bearing S. No. 79A, H. No. 9, 10 and 4 Nehru Road of T.P.S. V of Vile Parle.	1153 of 22-7-1959.
5	The Secretary, Sindhi immigrant Co-operative Housing Society Ltd., Chembur.	Change of user of Plot No. 1759 in Sindhi Co-operative Housing Society Ltd.	1759 of 30-9-1959.
6	Smt. Sitabai Bandu Mangalaya (Bhoir).	Proposed layout of property bearing S. No. 12-B (Bhandup).	1856 of 14-10-1959.
7	Shri J. C. Correa (Deceased) and others.	Proposed layout of Property bearing S. No. 8(1) and 9(3) (pt.) at Juhu.	2456 of 2-12-1959.
8	Messrs. Patel Engineering Co. Ltd.	Layout of land at S. No. 75(pt.), 76(pt.), 77(pt.) and 78(pt.) of Village Majas and S. No. 5, H. No. 1 (pt.) etc., of village Bandivli.	2777 of 16-12-1959.
9	Shri M. V. Indulkar & others and The Hon. Secretary Shri Ramanand Co-operative Housing Society Ltd.	Proposed layout of property bearing S. No. 62, 63A, 66A at Vile Parle (East).	3591 of 3-2-1960.
10	The Managing Director, Messrs. Prabhat (Store and Lamp) Products Co., (Private) Ltd.	Proposed subdivision of land at Jogeshwari bearing S. Nos. 4, 6, 7 of Oshivara, S. No. 76-77 (pt.) at Majas and S. No. 37, Bandivli.	4238 of 16-3-1960.

APPENDIX A-II

Statement showing the Subdivisions and Amalgamations sanctioned by Dy. C. E. (Subs.) during the year 1959-60.

Serial No.	Name of the Owner.	Description of the Locality.	Sanction No. and Date.
1	Shri D. G. Desai, Shri S. K. Thakur, Shri M. K. Kane.	Proposed Subdivision of F.P. No. 4 of T.P.S. No. III, of Ghatkopar.	T.P./L.O./465 of 18-3-59.
2	Shri J. A. J. Noronha	Proposed Subdivision of Plot No. 112 of S.S. III, Chembur.	T.P./S./23-Sub of 30-3-59.
3	Shri Louis Dominic Fernandes.	Amalgamation of Plot Nos. 254-255.	... T.P./A./8-Sub. of 7-4-59.
4	Smt. Sushilabai Dattatraya Parulekar.	Subdivision of Plot No. 50 of Sub-Scheme No. III, Chembur Peston Sagar Scheme Sector 'D'.	T.P./S./11-Sub of 16-4-59.
5	Anjumane-e-Shiate Ali	Proposed layout of building at Plot No. S. No. 39B, etc., N.A. No. 253 at 2nd Hasanabad Lane, Santacruz.	T.P./L.O./508 of 20-4-59.
6	Shri Motilal Nathabhai Patel and others	Proposed subdivision of Plot No. 31(B) T.P.S. No. I of Santa Cruz.	T.P./L.O./480 of 28-4-59
7	Messrs. Ideal Institute (Private) Ltd.	Amalgamation of Plot Nos. 19 and 20 of Ashah Nagar, Chembur.	T.P./L.O./541-Sub of 15-5-59.
8	Messrs. Khanna Rayon Industries.	Subdivision of Property bearing S. No. 45 (pt.), S. No. 187, H. No. 1 (pt.), H. No. 2 (pt.), H. No. 3 (pt.), S. No. 189, H. No. 2 (pt.), H. No. 3. (pt.), H. No. 3A (pt.), and S. No. 190, H. No. 2 (pt.), Bombay Agra Road, Ghatkopar.	T.P./S./44-Sub. of 3-6-59.
9	Shri Eleg D. Fernandes	Subdivision of Plot bearing S. No. 15A, H. No. 1, C.T.S. 1141 and N.A. 112, C.T.S. 1140 of Danda, at Chuim Village, Bandra.	T.P./S./18-Sub. of 15-6-59.
10	Messrs. K. C. Shah, B. C. Shah, H. C. Shah, M. C. Shah and Shri Rajaram Laxman.	Proposed free exchange of small strips A & B out of and consequent alterations in the boundaries of lands bearing S. No. 244B/1 and 244B/2 Danda off St. Andrews Road, Bandra.	T.P./29-Sub of 15-6-59.
11	Shri Chhelshankar Narbhashankar Vora.	Subdivision of plots bearing Nos. E7, E8, E9 (Pt.) into 'A', 'B' and 'C' respectively at Vallabhbai Patel Road, North Avenue, Santa Cruz.	T.P./S./32-Sub of 15-6-59.
12	Shri Lachmandas Sewaram	Amalgamation of Plot bearing Plot Nos. 625 (pt.) and 627 (pt.); T.P.S. No. III, Bandra.	T.P./A./15-Sub of 17-6-59.
13	The Trustees of the Premji Dhanji Tejani Trust.	Proposed amalgamation of Plot Nos. 61 and 62, C.T.S. Nos. G. 136-137, T.P.S. II of Santa Cruz.	T.P./L.O./528 of 15-6-59.
14	Khetani Textile Industries...	Subdivision of S. No. 208 (pt.) and S. No. 209 (pt.) Kurla.	T.P./37-Sub of 27-6-59.
15	Shri L. R. Patkar	Proposed subdivision of Plot No. I, T.P.S. II of Bandra.	T.P./S./13 of 6-7-59.
16	Bai Chhataibai w/o Lakumal Thanumal.	Amalgamation of Plot No. 528A and 528B S.S. VII of Khar.	T.P./A./14-Sub of 6-7-59.
17	Amtuzerabai Hasanalli	Subdivision of Plot No. 50 into two plots in T.P.S. No. III, Santa Cruz.	T.P./S./6-Sub of 9-7-59.
18	Messrs. Indian Chain Manufacturers Ltd.	Proposed subdivision of S. No. 2/87 (pt.) and 13/88 (pt.) at Bhandup.	T.P./S./7-Sub of 10-7-59.
19	Shri Govindji Shivji	Subdivision of S. No. 73/GB at Hansoti Road, Ghatkopar.	T.P./S./5-Sub 21-7-59.

APPENDIX A-11

Statement showing the Subdivisions and Amalgations sanctioned by Dy. C. E. (Subs.) during the year 1959-60.

Serial No.	Name of the Owner.	Description of the Locality.	Sanction No. and Date.
20	Messrs. Godfrey Philips (India) Ltd. Cigarette Manufacturers.	Amalgamation of P. No. I & H at S. No. 107 (B) (pt.), Chakla, Andheri.	T.P./L.O./499 of 24-7-59.
21	Messrs. National Carbon Co. (India) Ltd.	Subdivision of S. Nos. 56 (pt.), 57 (pt.), 74 (pt.), 75 (pt.), 76 (pt.), 77 (pt.), etc., Central Salsette, Track 93 at Village Anik.	T.P./S./17-Sub. of 11-8-59.
22	Shri Govindram K. Kriplani.	Proposed subdivision of land and proposed development of the Scheme for Factory.	T.P./522-Sub of 24-8-59
23	Smt. Mithabai and others	Proposed subdivision of land at S. No. 67, H. No. 2, situated at Kirol.	T.P./S./38 of 25-8-59.
24	Shri V. Nimbkar	Proposed Subdivision of Plot No. 651, T.P.S. III, Bandra.	T.P./C.C./524-Ban. III of 25-8-59.
25	Messrs. Vitrum Private Ltd.	Amalgamation and subdivision of S. No. 103-A.C. (pt.) and 112 (pt.) and 100 (pt.) of Vikhroli.	T.P./A./25-Sub. of 10-9-59.
26	Bai Noorbai, Daughter of Ismail Jaffer Khatri and others.	Subdivision of property bearing S. No. 418 (pt.), Sector 'B' Chembur.	T.P./L.O./145-Sub of 17-9-59.
27	Mrs. Mery Murgello, Mrs. Annie Norris, Mrs. Laney Norris.	Subdivision of P. 109 Kantwadi Scheme, Bandra.	T.P./S./27 of 22-9-59.
28	Shri T. D. Lala	Proposed subdivision of P. No. 271B, T.P.S. III, Bandra.	T.P./S./68-Sub of 22-9-59.
29	Shri P. A. Malekont	Proposed subdivision of P. No. 84, T.P.S. IV, Bandra.	T.P./L.O./523-Sub of 25-9-59.
30	Shri M. S. Vernekar	Readjustment of boundaries of P. Nos. 3, 4, 5 and 6 of S.S. III, Chembur.	T.P./A./21-Sub of 26-9-59.
31	Smt. Pushpa Baram Nichani	Proposed amalgamation of Plot Nos. 8 & 9 of Private layout at S. No. 81 and 82 etc. at Wadhavli, Chembur.	T.P./A./26-Sub of 28-9-59.
32	Smt. Bibibai Mahomed Bilal.	Reconstitution of Plot Nos. 133, 134, Khari Gavthan, T.P.S. No: III, Bandra.	T.P./L.O./419 of 5-10-59.
33	Messrs. P. T. Maneklal & Co.	Amalgamation of S. No. 20, H. No. 1, S. No. 52, H. No. A (pt.), S. No. 52, H. No. B and S. No. 15, H. No. 1 & 2.	T.P./A./18-Sub of 6-10-59.
34	Shri S. S. Bhole	Amalgamation of P. Nos. 15 & 16, S.S. No. III, Chembur.	T.P./A./6-Sub of 10-10-59.
35	Messrs. Burmah Shell Refineries Ltd.	Housing Scheme for Excise Personal at Wadhavli, Chembur.	T.P./L.O./55 of 8-10-59.
36	Shri Chandulal S. Modi	Subdivision of Plot bearing C.T.S. No. 243, at the junction of Andrews Road, and North Avenue Road, Santacruz.	T.P./S./59-Sub of 17-10-59.
37	Messrs. Bharat Industrial Corporation	Proposed Subdivision of Property at S. No. 15 (pt.) S. No. 99 (pt.) S. No. 96, H. No. 1 (pt.) of Hariali Village, B. A. Road.	T.P./S./88-Sub of 10-10-59.
38	Messrs. B. Kumar Works.	Proposed Subdivision of land in S. No. 103 and 102, A & B at Vikhroli Hariali Village.	T.P./L.O./61 of 22-10-59
39	Shri Ganpat Barik Patil	Proposed Subdivision of property at Tank Road, Bandup.	T.P./S./4 of 22-10-59.
40	Shri Veerbhadra Putta Rudriah.	Amalgamation of S. No. 14, H. No. 3 and S. No. 15, H. No. 5 of Chakla, Andheri.	T.P./A./17-Sub of 26-10-59.

APPENDIX A-11—Contd.

Serial No.	Name of the Owner.	Description of the Locality.	Sanction No. and Date.
41	Shri S. J. Purandare ...	Proposed Sub-division of land bearing S. Nos. 116, H.No.7, S.No 117, H.No.23 of T.P.S. V of Vile Parle..	T.P./S./77 of 26-10-59.
42	Shri P. R. Patkar ...	Subdivision of P. No. I/c, T.P.S. II of Bandra.	T.P./L.O./65/Sub. of 29-10-59.
43	Shri Govind S. Bachani ...	Subdivision of P. S. No. 96, H. No. 1c (Pt.) at B. A. Road, Vikhroli.	T.P./S./84 of 3-11-59.
44	Messrs. Devji Tulsidas and Others.	Proposed Subdivision of S. No. 40, H. No. 4 (Pt.) at Jivadaya Lane, Ghatkopar.	T.P./S./52/Sub. of 4-11-59.
45	Shri S. D. Wandrekar ...	Proposed Subdivision of Plot No. 6, T.P.S. VI of Bandra.	T.P./S./72/Sub. of 9-11-59.
46	Smt. Malatibai Teredesai ...	Subdivision of Property of S. No. 38, H. No. 10 (Pt.) and 16 Borla.	T.P./S./28/Sub. of 4-11-59.
47	Hindi Vidya Prachar Samiti.	Proposed Amalgamation of P. No. 12, with Plot Nos. 13 to 16, and 21 to 23, T.P.S. No. II of Ghatkopar.	T.P./L.O./79 of 10-11-59
48	Shri Vasant Jivan Patil ...	Subdivision of Property at S. No. 92, H. No. 22(Pt.), Deonar.	T.P./S./43 of 10-11-59.
49	Messrs. M. S. Patel and Co.	Readjustment of boundaries at Saki Naka, Kurla.	T.P./L.O./88 of 17-11-59
50	Executor of the Will of Late Mathuradas Vissanji.	Subdivision of S. No. 96A, H. No. 2, Village Hariali.	T.P./L.O./439 of 23-11-59.
51	Shri Daulatram U. Ramchandani.	Amalgamation of Plot Nos. 177 and 177-A, T.P.S. III, Bandra.	T.P./A./13/Sub. of 27-11-59.
52	Shri P. M. Bhat and Others...	Proposed Subdivision of Property bearing N.A. 20, Bandra.	T.P./S./89/Sub. of 1-12-59.
53	Shri Keshavji Virji ...	Proposed Subdivision of S. No. 103 at Hariali Village, Vikhroli.	T.P./S./33/Sub. of 3-12-59.
54	Shri Mohamed Yakub Abdulla Munshi.	Subdivision of P. No. C/1069, Carter Road, Bandra.	T.P./L.O./71 of 7-12-59
55	Messrs. Bradford Engineering Works.	Amalgamation of Plots marked 'A' and 'B' on S. No. 16, H. No. 8-B, S. No. 62, H. No. 24-B at Mohili Village, Kurla-Andheri Road.	T.P./L.O./69/Sub. of 9-12-59.
56	Shri Madan Mohan Kisandutt.	Proposed Subdivision of P. No. 71, T.P.S. VI, Andheri.	T.P./L.O./453/Sub. of 11-12-59.
57	Messrs. Vikram Private Ltd.	Amalgamation and Subdivision of S. No. 103A and 112 (Pt.) of Village Hariali.	T.P./A./25/Sub. of 15-12-59.
58	Messrs. Nemaji Devji and Mangaldas Devaji.	Subdivision of S. No. 175-D, H. No. 1 at Ghatkopar.	T.P./50/Sub. of 23-12-59.
59	Shri Dabholkar ...	Proposed Subdivision of P. No. 9, T.P.S. No. II, Bandra.	T.P./L.O./65 of 26-12-59
60	Bhavsar Sewa Samaj ...	Proposed Subdivision of Plots bearing N.A. No. 209A at Juhu Lane, Andheri.	T.P./L.O./86/Sub. of 30-12-59.
61	Messrs. D. & P. Products (Private) Ltd.	Subdivision of Property bearing S. Nos. 8, 9, 56, 62 and 68, Hariali.	T.P./L.O./112 of 2-1-60
62	Messrs. Khimji Velji & Others.	Subdivision of F.P. No. 43, T.P.S. III of Ghatkopar.	T.P./L.O./105 of 2-1-60.
63	Messrs. Anthony Korrea & Others.	Proposed Amalgamation of Portions of S. No. 299 (Pt.) with S. No. 284, N.A. 7 (Pt.) and 12 (Pt.), Bandra.	T.P./A./28/Sub. of 5-1-50.
64	Shri R. B. Athavale ...	Proposed Subdivision of P. No. 414, S.S. III, Chembur.	T.P./S./55 of 5-1-60..

APPENDIX A-II—(Contd.)

Serial No.	Name of the Owner.	Description of the Locality.	Sanction No. and Date.
65	Messrs. G. K. Jamkhindikar, P. N. Kenge, and O. C. Herman.	Amalgamation and Subdivision of S. No. 92, H. No. 5 and 10 at Village Deonar.	T.P./A./27/Sub. of 5-1-60.
66	Shri Bestyar Matag Misquitta.	Proposed Subdivision of P. No. A, bearing S. No. 187, H. No. 3B (Pt.), S. No. 1 and 13, H. No. 1 (Pt.) of Vile Parle.	T.P./S./79 of 12-1-60.
67	Dr. Smt. Hirabai M. Gilder.	Proposed Subdivision of P. No. bearing S. No. N.A. 194D, 194E, S. No. 290, H. No. 2 S. No. 262, H. No. 6 (Pt.) at G. B. Road, Vile Parle.	T.P./S./74/Sub. of 14-1-60.
68	Messrs. Friends Properties Private Ltd.	Subdivision of Plot at B. A. Road, Bhandup.	T.P./S./47/Sub. of 19-1-60.
69	Shri Jitendra N. Chandan, R. G. Vadgama, and Tribhuvan N. Mistey.	Subdivision of Property at Andheri Kurla Road.	T.P./S./87 of 21-1-60.
70	Smt. Lilavati W/o Dalsukhbhai V. Shah and Another.	Proposed Subdivision of P. No. S, No. 87 (Pt.), N.A. 15, 17A, H. No. 2, and 3, 17-B, 17-C situated at Chakala Village, Andheri.	T.P./S./42 of 18-1-60.
71	The Nutan Laxmi Co-operative Housing Society, Ltd.	Subdivision of Plot Nos. 9/1 and 9/2 of Nutan Laxmi Co-operative Housing Society Ltd. at Juhu Vile Parle Development Scheme.	T.P./L.O./335 of 22-1-60
72	Smt. Rajam Ramji Iyer ...	Proposed Amalgamation of Plot Nos. 26-B and 26-C of T.P.S. III of Santa Cruz.	T.P./L.O./125/Sub. of 25-1-60.
73	Smt. Pushpa B. Nichani ...	Proposed Amalgamation of P. Nos. 5, 6, 7 of Private layout at S. No. 62, 81, etc., at Wadhavli Chembur.	T.P./A./31 of 10-2-60.
74	Shri B. H. Chemburkar ...	Subdivision of Plot No. N.A. No. 104 at Chembur.	T.P./54/Sub. of 17-2-60
75	Radhaswami Satsang Beaps...	Proposed amalgamation of P. Nos. 276, 277 and 289, T. P. S. III, Bandra.	T.P./L.O./66 of 22-2-60.
76	Messrs. Hindustan Oil Mills.	Amalgamation of pieces of land into one plot bearing S. No. 34, H. No. 1, S. No. 66, H. No. 1, S. No. 42, S. No. 78 (Pt.) at Saki Naka, Kurla.	T.P./L.O./133/Sub. of 1-3-60.
77	Shri Gevard D'Sa & Others.	Subdivision of P. Nos. 45 and 31-A in T.P.S. IV, of Santacruz.	T.P./L.O./94/Sub. of 1-3-60.
78	Backward Sarvodaya Co-op. Housing Society.	Proposed layout of buildings in S. No. 341 (Pt.), Kherwadi, Bandra.	T.P./L.O./99 of 8-3-60.
79	Shri S. B. Kanitkar ...	Proposed Subdivision of P. No. 14 at Majas, Jogeshwari Scheme, Jogeshwari.	T.P./L.O./159 of 11-3-60.
80	Swami Sambudhanandaion behalf of Ramkrishna Mission.	P. Nos. 283, 284, 293, S.S. VII, Khar and P. No. 67 (Pt.) of T.P.S. IV, Santacruz —Amalgamation of—	T.P./L.O./155 of 11-3-60.
81	Shri P. R. Morarji ...	Proposed Subdivision of plot bearing S. No. 41 H. No. 5, Juhu.	T.P./L.O./91/Sub. of 19-3-60.
82	Shri R. R. Patkar ...	Proposed Subdivision of P. No. 1/C-3, T.P.S. III, Bandra.	T.P./L.O./118/Sub. of 16-3-60.
83	Shri S. R. Thakur ...	Development of P. Nos. 25 and 26, Majas Village, Jogeshwari (East).	T.P./L.O./78/Sub. of 23-3-60.
84	Shri M. M. Shah ...	Proposed Subdivision of Plot bearing S. No. 44, H. No. 1 off Akurli Road, Kandivli.	T.P./L.O./113/Sub. of 24-3-60.

APPENDIX No. B-1

List of Vehicles working in Subs. and Extended Subs.

S. No.	Type of Vehicles.	Suburbs.	Ext. Suburbs.
(1)	C. P. Lorries	45	23
(2)	S. M. H.	15	...
(3)	S. M. T.	15	...
(4)	Pick Ups	22	27
(5)	Leylands	11	...
(6)	Refuse Lorries	21	5
(7)	N. S. Trailers	68	36
(8)	Refuse Trailers	1	1
(9)	Dog Van	2	1
(10)	Meat Van	2	1
(11)	Encroachment Van	1	...
(12)	Cash Van	1	...
(13)	A. E.'s	6	...
(14)	Mobile Dispensary Van	1	...
(15)	Ambulance	1+1 (New)	1+1 (New)
(16)	I. O.'s	5	...
(17)	School Buses	12	...
(18)	Jeeps (included in pick ups)	1	...
(19)	P. O.'s	1	...
(20)	Dy. A. and C's	1	...
(21)	Break-down Van (included in pick ups)
(22)	Tractors
	Total	222	77

APPENDIX B-2

Statement showing the sewer works in District Nos. I and II completed during the year.

Name of the Work.	Estimated Cost.
	Rs.
(1) Laying sewers in T. P. Scheme Santacruz, Area AA	1,78,554.00
(2) Do. do. Area B	2,26,734.00
(3) Do. do. Area D	1,34,808.00
(4) Laying sewers in Vile Parle (East) Area A	4,69,662.00
(5) Do. do. Area B	4,24,458.00
(6) Do. do. Area C	4,27,176.00
(7) Laying sewers in Andheri (West) Area A	3,59,989.00
(8) Do. do. Area C	1,34,944.00
(9) Do. do. Area C-1	1,63,043.00
(10) Laying sewer in Juhu Lane, Andheri	1,93,267.00
(11) Laying sewer in Juhu Housing Colony, Area A	3,82,220.00
(12) Do. do. Area B	21,535.00
(13) Construction of a Pumping Station at Khar (Civil Work)	1,08,524.00

APPENDIX B-3.

Statement showing the works which were in progress during the year from Drainage Districts Nos. I and II.

Name of the Work.		Estimated Cost.
		Rs.
(1)	Laying sewer in Vile Parle (East) Area D	3,62,311.00
(2)	Laying sewer in Vile Parle (East) Area E	2,82,211.00
(3)	Do. do. Area F	36,324.00
(4)	Do. do. Area G	2,73,690.00
(5)	Do. do. Area H	4,72,419.00
(6)	Do. do. Area J	3,39,279.00
(7)	Do. do. Area K	4,54,807.00
(8)	Laying sewer in Andheri (West) Area B	2,90,928.00
(9)	Laying sewer in T.P.S. III, Santacruz Area C	1,16,489.00

APPENDIX B-4

Statement showing the works (from Drainage District Nos. I and II) for which tenders have already been invited and the work will be started in 1960-61.

Name of the Work.		Estimated Cost.
		Rs.
(1)	Laying sewer in T.P. Scheme Bandra and along Varonica Road	64,543.00
(2)	Providing Pumps at Khar Pumping Station	1,11,000.00
(3)	Providing sewage arrangements for IRLA Gaathan at Vile Parle	66,542.00
(4)	Providing sewerage arrangement for Vile Parle, West, Tender M.	64,625.00
(5)	Laying sewers in Andheri (West) Area D	1,28,310.00
(6)	Do. do. Area E	3,86,828.00
(7)	Laying sewers in Juhu Housing Colony Area C	2,50,656.00
(8)	Do. do. Area D	3,11,185.00

APPENDIX B-5.

Statement showing works (from Drainage District Nos. I and II) for which tenders are proposed to be invited in 1960-61.

Name of the Work.		Estimated Cost.
		Rs.
(1)	Laying sewer in Juhu Housing Colony Area B	3,23,935.00
(2)	Do. do. Area E	1,84,837.00
(3)	Laying sewers in Vile Parle (East) Tenders L	3,69,750.00
(4)	Laying 48" sewer along Western Express High Way, Tender B	} 16,88,084.00
(5)	Do. do. do. Tender B	
(6)	Do. do. do. Tender C	
(7)	Do. do. do. Tender D	
(8)	Construction of Pumping Station at Kher Wadi	7,84,162.00
(9)	Laying sewer in Andheri West Area F	} 12,08,000.00
(10)	Do. do. Area G	
(11)	Laying sewer in Andheri East Area A	} 8,00,000.00
(12)	Do. do. Area B	
(13)	Do. do. Area C	

APPENDIX No. B-6.

The statement of works (from Drainage District No. III) which have been completed during the year under report:

Name of the work.	Estimated Cost.
	Rs.
(1) Laying sewers to drain Kurla Kamgar Housing Colony from M. H. Number 0 to 20	2,29,259.00
(2) Do. Do. Do. M. H. No. 20 to 44	2,47,592.00
(3) Laying sewers in area C, Ghatkopar	3,23,480.00
(4) Construction of additional manholes at Kurla	3,00,579.00

APPENDIX No. B-7.

The statement of works (from Drainage District No. III) which were in progress during the year under report.

Name of the work.	Estimated Cost.
	Rs.
(1) Providing and laying sewers in area south of Belgrami Road, Kurla	4,50,009.00
(2) Providing and laying sewers in area north of Belgrami Road, Kurla Area A	3,67,106.00
(3) Providing and laying sewers north of Belgrami Road Kurla Area B.	2,28,614.00
(4) Laying sewers to drain the properties of Sindhi immigrants Co-operative Housing Society at Chembur from M. H. No. 44 to 60	92,885.00
(5) Do. Do. Do. M.H. Nos. 60 to 82	1,77,300.00
(6) Laying 24" sewer along Ghatkopar Mahul Road	2,26,683.00
(7) Laying 21" sewer along Ghatkopar Mahul Road from M.H. No. 107 to 111 on 24" R.C. Pipe sewer	62,183.00
(8) Laying 12" sewer along Sign Trombay Road from Chembur Naka to 24" sewer in C.S. tracks at Chembur	1,13,995.00
(9) Laying 12" sewer in continuation of 15" sewer at Chembur, St. Anthony Road south to Central Avenue.	8,979.00
(10) Providing sewerage arrangements for Municipal Housing Scheme at Vikhroli	1,82,250.00

APPENDIX No. B-8.

Statement of works (from Drainage District No. III) for which tenders have been invited during the year under report.

Name of the work.	Estimated Cost.
	Rs.
(1) Laying subsidiary sewers in portions of T.P.S. III, Ghatkopar	1,75,637.00
(2) Providing and laying 12" R.C. pipe sewers along proposed 30' feet wide Road from Ghatkopar Mahul Road to Municipal Labour Camp, Chembur	1,31,509.00
(3) Construction of a pump house and laying 12" C.I. rising main for Vikhroli Municipal Housing Scheme	2,29,424.00

APPENDIX No. B-9.

Statement showing the works (in Drainage District No. III) for which tenders are proposed to be invited during 1960-61.

Name of the work.	Estimated Cost.
	Rs.
(1) Providing sewers for area between Kurla and Ghatkopar purification works Tender A.	10,00,000.-
(2) Do. Do. Do. Tender B.	
(3) Do. Do. Do. Tender C.	
(4) Providing 18" R.C. pipe sewer along corridor Road from Messrs. National Carbon Ltd. at Trombay	1,26,539
(5) Do. Do. Do. Tender B.	1,22,312
(6) Do. Do. Do. Tender C.	1,50,489
(7) Do. Do. Do. Tender D.	1,27,663

APPENDIX No. B-10.

Statement showing the lengths of different categories of sewers laid during the year 1959-60 and prior.

Drainage District No. and period.	Length and size of the sewer laid.												
	9"	12"	15"	18"	21"	24"	27"	30"	33"	36"	39"	42"	48"
Drainage District I to II upto 31st March 1959.	1,72,049'	40,053'	17,628'	10,636'	490'	12,385'	2,352'	2,836'	3,175'	1,849'	702'	9,002'	4,500'
Drainage District I and II upto March 31st 1960.	21,629'	2,679'	844'	1,000'	1,215'	897'	238'
Drainage District III upto 31st March 1960.	9,035'	7,875'	725'	1,680'
Grand Total	2,02,713'	50,607'	19,197'	13,316'	1,705'	13,282'	2,352'	2,836'	3,175'	2,087'	702'	9,002'	4,500'

APPENDIX No. C-1.

Extent of roads, foot-paths and open spaces and periodicity of their sweepings.

Ward	Twice daily.	Once daily.	Twice a week.	Once a week.	occasionally.	Total.
	in sq. yds.	in sq. yds.	in sq. yds.	in sq. yds.	in sq. yds.	in sq. yds.
H ...	2,81,011	5,07,215	3,00,763	4,34,727	...	15,23,716
K ...	1,46,341	1,15,846	17,600	16,967	3,40,146	13,34,900
L ...	4,864	48,754	1,83,978	23,247	63,227	3,24,070
M ...	1,37,793	6,032	44,608	...	9,560	1,97,993
N ...	78,644	75,272	8,454	27,782	2,31,821	4,21,973
Total	6,48,653	7,53,119	5,55,403	5,02,723	6,44,754	38,02,652

APPENDIX No. C-2.

The number of unauthorised Municipal refuse bins and unauthorised (open spaces) dumping places in each ward.

Ward.	No of Municipal refuse bins.	No. of unauthorised dumping Places existing.	The periodicity of attendances		
			once daily.	Alternate day.	Bi-weekly.
H ...	243	22	211	54	...
K ...	253	12	200	58	...
L ...	77	4	69	12	...
M ...	174	6	51	42	87
N ...	90	...	60	25	5
Total ...	837	44	591	191	92

APPENDIX No. C-3.

Statement showing the disposal of refuse by different methods :

Ward.	Reclamation of Municipal Lands in tons.	Reclamation of Private lands in tons.	Trenching tons.	Incineration in tons.	Total tons.
K ...	18,360	18,360
L ...	8,479	474	8,953
M ...	7,178	7,178
N ...	9,360	4,095	13,455
Total ...	60,272	6,637	66,909

APPENDIX No. C-4.

Extent of Claims by Wards, cleansed by the Conservancy Branch.

Ward.	House drains.		Road side sullage drain in sq. yds.	Road side open slum water drain used as sullage drain including nallahs.	
	Miles.	Yards.		Miles.	Yards.
H	12,489
K	88,000
L ...	27	572	...	9	120
M	786
N	11,45,01	...	11,120

APPENDIX No. C-5.

Particulars of Basket privies in each ward :—

Ward.	No. of Basket privies as on 1.4.1959.	No of basket privies added during the year.	Number of basket privies demolished or converted during the year.	Total No. of Privies on 31st March 1960.
H ...	1,718	...	29	1,689
K ...	4,141	...	324	3,817
L ...	2,267	...	241	2,026
M ...	369	10	192	187
N ...	1,250	...	788	1,062
Total ...	9,745	10	974	8,781

APPENDIX No. C-6.

Public Sanitary conveniences in each ward as on 31st March 1960 :—

Ward.	Water closets.		No of Acqua Privies		No. of Basket Privies		Urinals.	
	Blocks.	Seats.	Blocks.	Seats.	Blocks.	Seats.	Blocks.	Seats.
H ...	7	36	2	21	2	12	5	16
K ...	1	4	6	46
L ...	4	28	5	26	6	36	3	10
M	5	38
N	4	26	3	9
Total ...	12	68	22	157	8	48	11	35

APPENDIX No. C-7.

Statement showing the Night soil removed from Latrines.

Ward.	Night soil required to be removed per day in gallons.	Night soil required to be removed during the year in gallons.	Remarks.
H ...	729	2,73,379	
K ...	3,011	10,99,015	
L ...	2,100	7,45,500	
M ...	335	1,18,925	
N ...	1,600	5,84,000	
Total ...	4,764	28,20,819	

APPENDIX No. C-8.

Statement showing the number of Cesspools and their capacities wardwise :—

Ward.	No. of Cesspools as on 1.4.1959.	No. added during the year.	No. demolished or discontinued during the year	Total.	Capacity in gallons.	Amount of Cesspools contents etc. removed during the year.
H ...	702	...	7	695	1,89,729	11,67,407
K ...	1,782	...	169	1,613	1,63,780	...
L ...	776	...	98	678	3,00,547	58,08,100
M ...	81	2	9	74	21,681	8,94,469
N ...	361	...	66	295	98,530	37,16,500
Total ...	3,702	2	349	3,355	7,74,267	...

APPENDIX No. C-9.

Dog Destruction and Dog Licensing :—

Ward.	No. of Dogs caught and Destroyed From 1.4.1959 to 31.3.1960	No of Dogs Licensed.
H ...	1,737	1,123
K ...	684	484
L ...	544	187
M ...	612	152
N ...	781	174
Total ...	4,358	2,118

APPENDIX No. C-10.

Statement showing the Anti-rat work done during the year:—

Ward.	No of Rats. Caught alive.	No of Dead rats Collected	Number of Complaints received and attended to
H ...	19,132	...	716
K ...	30,597	5	395
L ...	15,481	...	293
M ...	11,410	...	158
N ...	9,876	22	689
Total ...	86,496	27	2,251

APPENDIX No. C-11.

Statement showing the number of carcasses removed by the Municipal agency and the number of carcasses disposed of at the disposal ground:—

Ward.	Animals removed by Municipal Agency.		Total number of carcasses brought to the disposal ground by the contractors and by the private agency.		
	Big.	Small.	Big.	Small.	Total.
H	1	2
K ...	1	4
L
M	1,285	7,385	8,670
N
Total ...	7	6	1,285	7,385	8,670

APPENDIX No. C-12.

Statement showing the amounts earned by Conservancy Branch through different Schemes:—

	Rs.
(1) Conservance Special Service	... 25,607
(2) Sale of Rights in respect of carcasses and lease of lands etc.	... 4,378
(3) Sale of manure and other minor receipts	... 11,182
(4) Removal of carcasses, sale of refuse etc. fees	... 16,005
(5) Rent of Buildings and lands	... 5,022
(6) Veterinary dispensary fees	... 4,262
(7) Tax on Dogs	... 11,807
	<u>78,263</u>

APPENDIX No. C-13.

Veterinary Services.

Year	Period.		Number of animal cases Treated.	No. of birds Treated.	Inoculations done.	Fees collected during 1-4-1959 to 31-3-1960.
	From	To				
1959-60	1-4-1959	31-3-1960	2,283	304	135	Rs. 3,965.77

CITY ENGINEER'S DEPARTMENT

EXTENDED SUBURBS.

Shri K. B. Carnac, B.E. (Civil), M.I.C.E., M.I.E. (London) held the post of City Engineer from 1st April 1959 to 15th September 1959.

Shri S. V. Desai, B.E. (Civil), A.M.I.E. (India), A.M.I.C.E. (London), D.P.T.P. (London), held office of City Engineer from 16th September 1959 to 31st March 1960.

Shri D. S. Thakur, B.E. (Civil), A.M.I. (Struct) E. (with R.C.C. Special Subject) held the post of Deputy City Engineer (Suburbs).

There was no occasion during the year under report to invoke the provisions of the Bombay Municipal Servants' Act, 1890.

The Government of India by their Order under No. A.J.B. 7158, dated the 11th August 1958 in the Labour and Social Welfare Department has referred some of the demands in the dispute between the Municipal Corporation of Greater Bombay and the workmen (Executive Staff) employed under it, for adjudication to the Tribunal of Shri M. R. Meher. The Tribunal declared the award which was published in the Bombay Government Gazette, dated the 5th February 1959. During the year under report, steps were taken to implement the Award in so far it pertained to the workmen employed on the Extended Suburban Establishment of City Engineer's Department.

The Corporation under their Resolution No. 58, dated the 28th April 1959, approved of the report of the Committee of the Corporation regarding the wage structure of the Municipal employees. Steps were taken to implement the Report, by fixing the pays of different categories of the staff concerned in the sanctioned revised scales of pay.

An important event which effected the administration during the year, was the strike of the Bombay Municipal Subordinate staff which took place on 4th of June 1959. The strike was called off on 9th June 1959 in accordance with a settlement arrived at which later was approved under Corporation Resolution No. 1671, dated the 11th February 1960.

A.—UPKEEP, MAINTENANCE AND REPAIRS OF MUNICIPAL PROPERTIES

2. The total number of Municipal Properties under the Control of the Department for Maintenance during the year was as stated below :—

(a) Buildings	...	26
(b) Open plots and gardens	...	15
(c) Markets	...	4
(d) Cremation grounds	...	8
(e) Quarries	...	2
Total	...	55

3. *Buildings*: Expenditure incurred on maintenance of the properties coming within 'P', 'R' and 'T' Wards of the Extended Suburbs amounted to Rs. 22,136. The special repairs works were carried out either departmentally or through the Petty Works Contractors. The expenditure in respect of new works, special repairs etc., carried out either departmentally or through petty works contractors amounted to Rs. 1,42,475.

4. *Roads*: The total mileage of roads in Extended Suburbs is about 72 miles, comprising 10 miles of water bound roads, 50 miles of bituminous roads, 1 mile of concrete road and 11 miles of unmetalled roads. Normal maintenance of the roads and repairs to trenches were carried out during the year at a total cost of Rs. 3,85,442. Some of the water bound roads were also asphalted during the year as shown in Appendix No. A-1.

5. (a) *Footpaths*: No new footpath were constructed during the year.

(b) *Street name boards*: Rs. 800 were spent on fixing new name boards and on repairs to the existing street boards.

(c) *Street Lighting*: Appendix No. A-2 shows the number of lights, total wattages and total expenditure on lighting in P, R and T Wards during the year under report. The number of lights in P and R Wards increased from 1,976 to 2,054 and consequently the yearly expenditure increased from Rs. 1,45,732 to Rs. 1,68,933.36 as the wattage of the existing lamps have also been increased. Most of the public streets in the Extended Suburban area are at present lighted with electricity. Messrs. Bombay Electric Supply Co. Ltd., have been entrusted with the work of public lighting in the entire Extended Suburbs except Mulund, where Messrs. Thana Electric Supply Co. is operating.

(d) *Sewers and Drains*: The work of cleansing open gutters was attended to and the total silt removed during the year was 3,85,545 C.ft.

(e) *Miscellaneous Ferry Services*: The Ferry Services running between Marve and Manori and between Borivali and Gorai are being operated through private contractors. The total receipts during the year amounted to Rs. 4,650.

B.—Construction Works under Loan and New Works Programme.

6. (a) *Works other than the sewerage schemes*: The detailed information regarding the works provided under Loan Works and Revenue Budget 'F' completed during the year is given in Appendix No. A-3. The new works constructed from foundations during the year in P and R Wards are stated in Appendix A-4.

7 (b) *Improvements of private roads* Notices under Section 305 of the Bombay Municipal Corporation Act were issued on the frontagers of the following roads in Extended Suburbs with the sanction of the Standing Committee:—

- (1) Mudy Market Lane, Kandivali.
- (2) Road opposite Goregaon Talies, Goregaon.

(c) *Village amenities*: The work carried out under the Village Amenities Fund consisted mainly of providing approach roads to different villages and improvements of different lanes by either asphaltting or concreting as shown in Appendix No. A-5.

C.—Inspection and Supervision of Private Buildings.

8. (i) *New Construction*: 906 Applications were received regarding the erection of new buildings out of which 643 were under Section 327 and 363 under Section 342 of the Bombay Municipal Corporation Act. 457 Proposals were amended during the year. The total number of new buildings constructed (including those where additions and alterations were made) by private enterprise were 313 during the year. Out of these, 272 were residential and the remaining 41 were non-residential. The total number of buildings constructed by the Co-operative Housing Societies and by the employers for their employees were 30 and 1 respectively. Appendix No. A-6 shows the number of tenements constructed during the year under report. In all 224 buildings completion certificates were disposed of after inspection of site and 133 buildings were sanctioned for completion.

(ii) The sanction of the Standing Committee for removal of unauthorised structures was obtained in 80 cases during the year. In addition, 23 cases of the previous year were pending disposal. Unauthorised works in 23 cases were removed by the parties themselves while in 16 cases the works were removed departmentally.

(iii) *Complaints from the Public*: In all 995 complaints were received from the public during the year. All these were investigated and remedial measures taken. In 295 cases action was under progress.

(iv) *Notices issued*: In all 1,362 notices were issued under different sections of the Bombay Municipal Corporation Act as shown in Appendix No. A-7. This number includes the various notices under different sections of which 619 were complied with while action in 743 cases were still pending. 315 prosecutions were launched against the house owners for non-compliance with the Municipal requisitions. The results of the court proceedings are given in Appendix No. A-8.

(v) *Building Collapses*: 5 buildings or portions thereof, collapsed during the year as a result of which 14 persons were injured but none killed.

(vi) *City Survey*: There are no maps available for the Extended Suburb Region, excepting Survey Sheets drawn to a scale of 330 ft. to an inch, as a result of survey undertaken several years ago. These survey sheets are not upto date and being on a very small scale, are not useful for the purpose of regional planning. For the purpose or orderly development, it is necessary that the City Survey of the region on 40 ft. to 1 inch scale is done without loss of time, showing the general topography, character and the use of land, existing roads, tracks, open drains, wells, private buildings, buildings with number of floors, public gardens, open spaces, agricultural lands, waste lands, etc. These maps will be useful not only in planning the general development but also for the designing the drainage schemes for the Extended Suburbs. A reference has been made in this connection to the Settlement Commissioner and Director, Land Records, and the matter is being pursued.

During the year under report regular lines were sanctioned by the Municipal Commissioner under Section 297(1)(a) of the Bombay Municipal Corporation Act in respect of roads mentioned in Appendix No. A-9.

D.—Town Planning Schemes in Extended Suburbs.

6. (i) Out of three Town Planning Schemes in Extended Suburbs, declaration of intention to vary the Town Planning Schemes, Borivli Nos. I and II has been made by the Corporation. The work of collecting data and survey of scheme area is at present in progress. It is proposed to declare the same schemes for variation in near future.

(ii) *Commencement Certificates*: In all five applications were received for issue of commencement certificates under Section 12 of the Bombay Town Planning Act, pertaining to Town Planning Schemes, Borivli No. 1. Out of these, only one proposal has been approved so far.

(iii) *Layouts*: Layout submitted by the three owners in the Extended Suburbs were submitted to the Standing Committee for approval. A list of layouts for sub-division of land into different plots sanctioned by the Standing Committee under Section 303(i) of the Bombay Municipal Corporation Act during the year under report is given in Appendix No. A-10.

(iv) *Amalgamation Sub-Division*.

7. Amalgamation and Sub-division of plots were received from the owners of the properties in the Extended Suburbs. These proposals were fully scrutinised and duly approved as shown in Appendix No. A-11.

E.—Sewage Schemes.

8. Review survey work was completed during the year under report and the following spade work in connection with sewerage schemes in the Extended Suburban area has been completed.

(i) A comprehensive note giving general outline of the sewerage scheme of Extended Suburban area as a whole was prepared and submitted for the approval of the Works Committee and Corporation. The total cost of the scheme is estimated roughly at Rs. 709 lakhs.

(ii) Block and detailed estimates as shown below were prepared and submitted for the sanction of the Works Committee and the Corporation :—

(iii) Block Estimates :

Name of the Scheme.	Amount of Block Estimate.
(1) Sewerage of Malad	Rs. 88,71,041
(2) Sewerage of Mulund	Rs. 31,78,706
(3) Sewerage of Kandivli	Rs. 40,39,221

(iv) Detailed Estimates :

Name of the Scheme	Amount of Detailed Estimate.
(a) Sewerage in Malad area	Rs. 35,36,901
(b) Sewerage in Mulund area	Rs. 3,178,706
(c) Sewerage in Kandivli area	Rs. 30,04,398

(v) Draft tenders for the following works have been prepared and kept ready in anticipation of the sanction of the Works Committee and the Corporation :—

- (a) Sewerage in Malad ... Part
 (b) Sewerage in Mulund ... Part

F.—Conservancy Branch

16. During the year under report, the Conservancy Branches of Suburbs and Extended Suburbs were re-organised for better and convenient administration. Accordingly the newly merged 'T' Ward which was being supervised from Malad was linked up with Ghatkopar and placed under the supervision of Assistant Head Supervisor (Range 'A'), with a view to having a compact zone. Similarly the 'K' Ward comprising of Andheri Vile-Parle North was linked up with 'P' and 'R' Wards and placed under the supervision of Assistant Head Supervisor (Range B) who looked after this range during the year under review.

17. The main services of the Conservancy Branch comprised of :

- (i) Cleansing of roads and open channel drains.
 (ii) Collection, removal and disposal of Town Refuse.
 (iii) Collection, removal and disposal of Night Soil and cess pool contents.
 (iv) Dog Licensing.
 (v) Rat Destruction.
 (vi) Removal of carcasses.
 (vii) Labour Welfare.

I.—Cleansing of Roads and Open Channels.

18. All the roads in the area were swept and cleaned. The extent of road cleansing and frequency of sweeping is shown in Appendix B-1. The total road surface was 17,01,375 sq. yds. All open channels were also swept.

II.—Collection, Removal and Disposal of Refuse.

19. (a) *Collection* : House hold refuse and sweepings from roads were collected in 424 Municipal dust-bins and 46 unauthorised dumping places as shown in Appendix B-2.

(b) *Removal* : Out of 21,147 tons of refuse collected, 17,546 tons were utilized for reclamation of Municipal lands and 3,600 tons for reclamation of private lands. The details are shown in Appendix B-3. In 'T' Ward, 10 actions were taken under Section 368 of the Bombay Municipal Corporation Act to enforce the provisions of approved types of sanitary dust-bins for the collection of house refuse.

III.—Collection, Removal and Disposal of Night Soil and Cess Pool Contents.

20. (i) *Collection and Removal* : There were 5,567 privies in basket system on 1st April 1959 where as on 31st March 1960 the same decreased to 5,504, as per details shown in Appendix B-4.

(ii) *Cess Pool Clearance* : The details about the number of cess pool existing during the year, the cess pool contents etc., are shown in Appendix B-5. The existing number of commodes wardwise is shown in Appendix B-10.

(iii) *Disposal of Night Soil and Cess Pool contents* : The night soil and cess pool contents were disposed of at the depots at Borivli and Oshivra. The night soil depot at Kandivli had to be closed due to pressure of complaints received from the surrounding area which is gradually developing.

(iv) *Public Sanitary Conveniences* : One block consisting of six seats at Kandivli was maintained. Number of other sites have been selected for the construction of additional public sanitary conveniences according to the urgency felt, and steps are being taken to do the needful. Appendix B-11 shows wardwise the existing public sanitary conveniences.

(v) Special service for cleansing and removal of contents of septic tanks was continued on payment.

IV.—Dog Licensing.

21. During the year 156 licenses were issued as per details shown in Appendix B-8.

V.—Rat Destruction.

22. 10 Rat bigaries were engaged for the work of collection and destruction of rats. 631 complaints were received and attended to. During the year 12,088 rats were caught. In the absence of proper arrangement to send the rats caught to Haffkins Institute for examination, all were destroyed locally. The work done in this connection is shown in Appendix B-6.

VI.—Removal and Disposal of Carcasses.

23. The work of removing and disposing of carcasses was entrusted to the contractors. The work done in this connection is shown in Appendix B-7.

VII.—Labour Welfare.

24. *Housing Accommodation for labour staff.* : The existing Harijan Quarters at Borivli, Malad, Goregaon and Mulund were found inadequate to house a good many of the existing labour staff and hence proposals were made for building additional ones at Goregaon, Malad, Kandivli and Mulund. During the year, 3 labour chawls were constructed at Malad for housing the conservancy labour staff. The preliminary proceedings for the allotment of the rooms have been completed and the actual possession of the rooms will be handed over before the onset of the monsoon.

General.

25. *Items of Incomes.*—The total income earned through the Conservancy Branch during the year under review was Rs. through different services given below:—

(1) Conservancy Special Service	.. Rs.	12,638
(2) Dog Licensing	..,,	875
(3) Miscellaneous Revenue	..,,	37
	Total .. Rs.	13,550

APPENDIX A-1.

Statement showing the water bound roads asphalted during the year 1959-60 in Extended Suburbs.

Serial No.	Name of the Works.	Length in feet.	Length in miles.	Cost. Rs.
1	Construction of roads in Goregaon Housing Colony at Goregaon.	2,735	0.5180	17,641.00
2	Construction of roads in Dhanukarwadi at Kandivli	2,363	0.4475	21,524.00
3	Construction of Kandarpada Mandpeshwar Road, Borivli	3,227	0.6112	17,659.00
4	Construction of road from Vazira to Broadcasting station at Borivli.	3,242	0.6147	21,738.00
5	Construction of Bunder Road at Malad	2,710	0.5132	21,693.00
6	Construction of water bound roads in 'T' Ward Mulund Area.	4,500

APPENDIX A-2

Statement showing streets lights provided in 'P' and 'R' Wards.

Ward.	Wattage.	No. of lights.	Expenditure incurred in 1959-60.
'P' Ward	25 W.	6	75,602.41
	40 W.	146	
	60 W.	541	
	100 W.	22	
	125 H.P.M.V.	56	
	150 W.	91	
		862	
'R' Ward	25 W.		72,435.10
	40 W.		
	60 W.	715	
	100 W.	4	
	125 H.P.M.V.	22	
	150 W.	146	
		887	
'T' Wards	40 W.	239	20,895.85
	100 W.	3	
	300 W.	63	
		305	
Grand Total	2054		1,68,933.36

APPENDIX A-3.

Statement showing the works which are completed under Loan Works Programme, during 1959-64. Works other than the Sewerage Scheme in 'P', 'R' and 'T' Wards.

Serial No.	Name of the Work.	Cost in Rs.
1	Construction of 36 tenements for Conservancy staff at Malad	3,62,000
2	Construction of roads in Goregaon Government Housing Colony	43,000
3	Construction of Bunder Road Malad	27,000
4	Construction of Nadiadwalla Colony Road at Malad	25,800
5	Construction of Gokhale Road and Dattamandir Road, Kandivli	24,000
6	Widening of Goyai Road at Borivli	55,250
7	Construction of Kandarpada Mandpeshwar Road at Borivli	23,500
8	Construction of road from Vazira to Broadcasting Station 0 to 1 Borivli	26,700
9	Construction of 3 class rooms at Daftary Road at Malad	20,206
10	Construction of two additional class rooms at Jackeria Road Municipal School at Malad	15,300
11	Construction of 3 class rooms at Village Road at Kandivli	15,075
12	Construction of 2 class rooms at Kasturba Road at Borivli	14,534
13	Construction of Pandurang Wadi Road at Goregaon	17,000
14	Construction of Mahadevbhai Desai Road at Kandivli	2,000

Statement showing the road works done under New works.

1	Construction of two roads in Shree Nagar Housing Society, Goregaon	14,000
2	Construction of Cross Roads off Earey Road from Patkarwadi to Naikwadi at Goregaon	10,000
3	Asphalting of Roads No. 2 and 3 Peoples Own Housing Colony, Goregaon	10,000
4	Construction of Ishwarbhavan Lane at Malad	6,000
5	Asphalting of Sardar Vallabhbhai Patel Road at Kandivli	8,000
6	Asphalting of Night Soil Depot road at Borivli	4,000
7	Construction of road leading to Sharikrishna Nagar Borivli	6,000
8	Construction Petty Drainage Works in Extended Suburbs.	40,000

APPENDIX A-4.

Statement showing new roads constructed from foundation during the year 1959-60 in Extended Suburbs.

Serial No.	Name of the Work.	Length in feet.	Length in miles.	Cost. Rs.
1	Construction of Nadiadwalla Colony Road at Malad	1,583	0.2998	23,122.00
2	Widening of Gorai Road at Borivli	1,332	0.2522	46,884.00

APPENDIX A-5.

Statement showing the works carried out in Extended Suburbs under the Village Amenities Funds during the year 1959-61.

- (1) Construction of passage in Malad Village.
- (2) Construction of R.C.C. culvert at Eksar Village, Borivli.
- (3) Construction of Roads in Kandivli Village.
- (4) Construction of passages in Borivli, Villages.
- (5) Construction of passages at Kumbhār wada, Bhandarwada and Chincholi Villages.

APPENDIX A-6.

Statement showing the number of tenements constructed during the year 1959-60 (private buildings).

Single Room	1194
Double Room	259
Blocks	103
₹	
Total	1556

APPENDIX A-7.

Statement showing the number of Notices issued.

Section No.	No. of Notices.		
	Issued.	Complied.	Pending.
345	95	53	42
232	327	73	254
351	183	37	146
377A(i)	64	27	37
248(i)(a)	43	...	43
257(i)(a)	9	2	7
488	170	149	21
354A	132	132	...
349	8	5	3
377(i)	5	3	2
354	55	14	41
308	22	4	18
353A	73	21	52
353	4	2	2
Notices under different sections in Mulund area 'T' Ward...	172	97	75
Total	1362	619	743

APPENDIX A-8.

Statement showing the number of Court proceedings against the House Owners in Suburbs under different sections of the Bombay Municipal Corporation Act during the year 1959-60 with the results of the proceeding in the Court.

(1) Court Cases Filed	315
(2) Fined and convicted	116
(3) Warned and discharged	18
(4) Acquitted	2
(5) Kept on Dormant File	1
(6) Pending cases	176
(7) Cases withdrawn	2

APPENDIX A-9.

Statement showing the roads in respect of which the regular lines are sanctioned under Section 297(1)(a) of the Bombay Municipal Corporation Act, during the year 1959-60.

(1) E.S./D.R.W, 14 of 15-11-1958	...	Proposed regular road line at Station Road, Kasturba Road, Anand Road at Malad (West).
(2) E.S./D.R.W. 5 of 19-3-1959	...	Proposed regular road line at Sainath Road.
(3) E.S./D.R.W. 1	...	Proposed widening of Mahatma Gandhi Road at Goregaon West.
(4) E.S./D.R.W. R. 8-ZIII of 15-12-1959	...	Proposed regular lines on Sainath Road at Malad (South side).
(5) T.S./Z-I 59/59-60 of 27-7-1959	...	Proposed regular line on Devi Dayal Road, Mulund.

APPENDIX A-10.

Statement showing the layouts sanctioned by the Standing Committee as required under Section 303(1) of Bombay Municipal Corporation Act, during the year 1959-60.

Serial No.	Name of the Owner.	Description of the Locality.	S.C.R. No. and Date.
(1)	Messrs. Pai & Company	Proposed layout in S. No. 182(1) and (2), 186(1), 229(1) Eksar Village, Mandapeshwar, Borivli.	502 of 18-5-1959
(2)	Shri C. P. Joshi	Proposed layout of property at S. No. 135/6, 135/1-B, Gopalkrishna Gokhale Road, Mulund, (East).	831 of 17-6-1959
(3)	Messrs. Mahalaxmi Mills Private Limited, (1) Janmadas Gokuldas, (2) Dwarkadas Trikamdas.	Proposed layout of Plots bearing S. Nos. 1 (Pt.), 3(Pt.), 4(Pt.), 6(t.) and 20-B in Village Wadhwan, Taluka Borivli.	2796 of 16-12-1959
(4)	Shri R. P. Jain	Proposed layout of P. No. 18(Pt.), T.P.S. No. 1, Borivli.	2794 of 16-12-1959
(5)	Shri Domic D'Silva and others	Proposed layout of Plot at S. No. 22, H. No. 2, Mandapeshwar Road, Borivli.	3044 of
(6)	Shri Arvind Kale	Revised layout of property at S. No. 177 at Station, Mulund.	

APPENDIX A-11.

Statement showing the Sub-division of and amalgamations sanctioned by Deputy City Engineer (Suburbs) during the year 1959-60.

Serial No.	Name of the Owner.	Description of the Locality.	Sanction No. and Date.
(1)	Chagan Khimji	Proposed Sub-division of Plot No. 58 in the Private Layout at S. No. 1000 West of Mulund.	T.P./S./31-Sub. of 29-4-1959.
(2)	Messrs. Burroughs Welcome & Co., (India) Private Ltd.	Proposed Chemical Factory Building at S. No. 227 (Part), 228 (Part), 229 (Part), of Mulund and S. No. 91 (Part), S. No. 149 (Part) and S. No. 156 (Part) of Nahur.	T.P./L.O./37-Sub. of 28-7-1959.
(3)	Shri Tulsidas Purshottam and others.	Sub-division of Plot 1002 of Private Layout at S. No. 1000 of Mulund.	T.P./L.O./72 of 12-11-1959.
(4)	Messrs. Ratan Industries	Proposed Sub-division of land at Nahur, Mulund.	T.P./L.O./63 of 13-11-1959.

APPENDIX B-1

Statement showing the extent of roads, footpaths and open spaces and periodicity of their sweeping :—

Ward.	Twice Daily. sq. yds.	Once Daily. sq. yds.	Twice a Week. sq. yds.	Once a week sq. yds.	Occasionally. sq. yds.	Total. sq. yds.
P Roads and Footpaths ...	61,125	11,76,140	10,120	...	5,700	12,53,085
R ...	67,063	1,04,360	8,667	17,713	...	1,97,803
T ...	77,235	75,272	16,454	27,682	53,844	2,50,487
Total ...	2,05,423	13,55,772	35,241	45,395	59,544	17,01,375

APPENDIX B-2.

Statement showing the authorised Municipal Refuse Bins and Unauthorised (open spaces) Dumping Places in each Ward :—

Ward.	No. of Municipal Bins.	No. of Unauthorised Dumping Places existing.	The periodicity of attendance.		
			Once daily.	Alternate day.	Bi-weekly.
P ...	168	41	149	28	14
R ...	186	...	76	77	33
T ...	70	5	55	20	...
Total ...	424	46	280	125	47

APPENDIX B-3

Statement showing the disposal of Refuse by different methods :—

Ward	Reclamation of Municipal lands.	Reclamation of Private lands.	Incineration.	Trerching.
	Tons.	Tons.	Tons.	Tons.
P ...	1,547	3,600
R ...	6,000
T ...	10,000
Total ..	17,547	3,600

APPENDIX B-4

Particulars of Basket Privies in each Ward :—

Ward.	No. of basket privies as on 1-4-1959.	No. of basket privies added during the year.	No. of basket privies demolished or converted during the year.	Total Number of privies on 31-3-1960.
P ..	2,315	..	62	2,273
R ..	2,167	64	9	2,222
T ..	1,085	...	76	1,009
Total ..	5,567	64	147	5,504

APPENDIX B-5

The number of cesspools and their capacity ward-wise

Ward	No. of cesspools as on 1-4-1959.	No. added during the year.	No. of demolished during the year.	Total capacity in gallons.	Amount of cess-pool contents etc. during the year.
P	997	...	20	4,02,938	38,63,452
R	924	16	10	2,13,258	43,20,614
T	390	...	70	90,500	23,72,500
Total	2,311	16	100	7,06,696	1,05,56,566

APPENDIX B-6

Statement showing the Anti-Rat work done during the year 1958 :-

Ward.	No. of Rats caught alive.	No. of Dead Rats collected.	No. of complaints received and attended to.
P	3,948	..	244
R	4,963	..	285
T	3,177	..	102
Total	12,088	..	631

APPENDIX B-7

Statement showing the number of carcasses removed by Municipal agency and the number of carcasses disposed of at the Disposal ground :-

Ward. W.	Animals removed by Municipal agency.		Total No. of Carcasses brought to the Disposal ground by the Contractors and by the Private agency.	
	Big.	Small.	Big.	Small.
P	2	..
R
T	..	14
Total	..	14	2	..

APPENDIX B-8

Statement showing the Dog Destruction and Dog Licensing :-

Ward.	No. of dogs caught and destroyed from 1-4-1959 to 31-3-1960.	No. of dogs licensed during the year.
P	748	83
R	223	57
T	138	16
Total	1,109	156

APPENDIX B-9

Statement showing the Night soil removed from Latrines :-

Ward.	Total quantity of Night-soil required to be removed daily in gallons.	Total No. of Night-soil removed during the year.
P	1,400	5,10,100
R	2,000	6,61,206
T	1,000	3,65,000
Total	4,400	15,36,306

APPENDIX B-10.

Number of Commodes in each Ward.

P (Malad)	P (Goregaon)	R (Kandivli)	R (Borivli)	R (Dahisar)	T (Mulund)	Total.
..	..	3	3

APPENDIX B-11.

Public Sanitary Conveniences in each ward as on 31st December 1959.

Ward.	Water Closets.		No. of Aqua privies.		No. of Baskets privies.		Urinals.	
	Blocks.	Seats.	Blocks.	Seats.	Blocks.	Seats.	Blocks.	Seats.
P	1
R	6
T	6
Total	1	6

WATER WORKS (Suburbs)

This report is arranged under the following heads :—

- I.—GENERAL.
- II.—DISTRIBUTION OF WATER SUPPLY IN THE SUBURBS.
- III.—MAINTENANCE WORKS.
- IV.—METERS.
- V.—CONSTRUCTION BRANCH.

I.—GENERAL

1. The Water Works Department in the Suburbs comprises of (a) Distribution and Maintenance Branch Western Suburbs, (b) Distribution and Maintenance Branch, Eastern Suburbs, (c) Construction Branch for Western Suburbs and (d) Construction Branch for Eastern Suburbs. The first two branches deal with distribution and maintenance of water supply in the Suburban Wards, viz., 'H' Ward comprising of Bandra, Khari Danda, Santacruz and Kalina, 'K' Ward comprising of Juhu, Vile Parle, Andheri, Marol, Versova, Jogeshwari and Majas, 'L' Ward comprising of Kurla, 'M' comprising of Chembur and Trombay and 'N' Ward comprising of Ghatkopar, Vikhroli and Bhandup. The Construction branch deals with the laying of water mains and other construction works.

II. DISTRIBUTION OF WATER SUPPLY IN THE SUBURBS.

2. The Suburbs are supplied water by gravity through several tapping points on the trunk mains coming from the lakes. The position of the tapping points, and the alignment of the trunk mains are shown in the drawing under Appendix 'I'. For Distribution purposes the Suburbs are divided into two zones, viz., The Western and the Eastern Suburbs. The former derive their supply from tappings on the 57" West Tansa main between Marol and Bandra and the latter through tappings on the 72" West Tansa main, the Ductline, the 48" > 32" > 24" Vihar main and 48" Old Tansa Main.

3. Water is supplied throughout the 24 hours, except to certain areas like Bandra Hill, Pali Hill and Part of Andheri West in the Western Suburbs and the area beyond Panjrapole Sion Trombay Road in the Eastern Suburbs which receive water for shorter periods. The hours of supply in these areas are shown in Appendix 'II'.

4. 11,462 million gallons of water were supplied to the Suburban areas during the year as per details given below :—

(a) Domestic and Government Properties	..	4,414	M. G.
(b) Industries	..	2,135	M. G.
(c) Construction Works	..	600	M. G.
(d) Squatters' Colonies at Jogeshwari and Mankhured	..	144	M. G.
(e) Free Stand Pipes	..	570	M. G.
(f) Stand Pipes on payment	..	120	M. G.
(g) Benevolent Institutions	..	130	M. G.
(h) Slaughter Houses and Markets	..	55	M. G.
(i) Municipal properties including gardens etc.	..	1,484	M. G.
(j) Wastage and unaccountable losses	..	1,810	M. G.
		11,462	M. G.

5. The particulars of the connections made during the year are given under Appendix 'III'. The total number of new connections granted was 1289 as against 1086 granted last year. The total number of connections at the end of the year was 16,281.

Stand pipes at compounded rates were given in Villages included in List II of Schedule FF of the Bombay Municipal Corporation Act, when the inhabitants came forward with such requests. Metered stand pipes were also given for groups of hutments of not less than 20. During the year 31 such stand pipes were given. The total number of stand pipes in the Suburbs was 453 of which 142 were for gratuitous use of public and the remaining were on payment.

6. The number of short supply complaints received and attended to during the year was 3059. In many cases, the complaints were due to inadequate sizes of connections, absence of connections and manipulation of supply by the Landlords. As there were still several properties in the Suburbs without water supply, 512 notices under Section 271 (2) of the Bombay Municipal Corporation Act were issued and in 21 cases the Land Lords complied with the requisitions of the notices.

7. 1,194 notices were issued for defective fittings, chokes in service pipes, unauthorised works etc. and in 157 cases, as the owners failed to carry out the works within the notice period prosecutions were launched, resulting in 41 convictions and in 29 cases the parties were warned and discharged. There were 3 acquittals, 3 cases were withdrawn and 81 cases were pending disposal at the end of the year. The amount of fines recovered was 192.50.

8. 124 disconnection orders were issued with the approval of the Standing Committee of which, only in 17 cases the connections were cut off for non-payment of water dues and for other reasons, which were subsequently restored after the Municipal dues were paid. The remaining disconnection orders were not executed, as the dues were paid by the parties concerned before the orders were executed. In addition to this, 11 disconnections were made because of defective fittings under Section 278 (2) and 279 (1) of the Bombay Municipal Corporation Act.

III.—MAINTENANCE WORKS.

9. The Pumping Sets at Malla, Bandra Hill, Jogeshwari and Ghatla were maintained at a total cost of about Rs. 21,037. The hours of pumping at each of the above stations are shown in Appendix II. The pumping set at Andheri Naka was not worked for some item but it was restarted on 25th June 1959.

10. 188.44 Miles of water mains of sizes varying from 3" to 36" were maintained during the year. There were 99 bursts as per details given under Appendix IV. In addition a few heavy leaks were observed on the mains which were repaired promptly. 12,865 Works pertaining to chokes in service pipes and repairs to communication pipes, fire hydrants, road boxes, etc., were attended to. The above works were carried out at a total cost of Rs. 95,197.

11. 142 Public stand pipes and 73 wells were maintained during the year at a cost of Rs. 456, and Rs. 4,942 respectively. About 570 million gallons of water was supplied gratuitously to the public through these stand pipes.

12. The work of testing galvanised iron pipes and galvanised iron fittings such as couplings, bends, tees, elbows, etc., brass and gunmetal fittings such as stop-taps, bib-taps, etc., and water closets, cisterns were carried out during the year at the Water Works Office at Ghatkopar. The total number of such pipes and fittings tested was 38,805 and 1,92,813 respectively. In addition to this C. I. Pipes and Specials weighing 74 tons and 22 tons respectively were tested at site of works. The revenue collected from the testing of pipes, fittings etc., sent by private parties amounted to Rs. 33,435.

IV.—METERS.

13. There is a Meter Workshop in the Suburbs at Ghatkopar where meters are tested, cleaned, overhauled and repaired. 924 Municipal and private meters of different sizes were tested during the year at Ghatkopar and Bandra Testing Workshops of which 330 meters (Municipal and Private) were tested at the request of the owners and the remaining were received for periodical test. The revenue collected from the testing of water meters, amounted to Rs. 16,042. In all 3,136 municipal meters were repaired and 9,136 municipal meters were maintained during the year. In addition to this, there were 6688 private meters on the connections, which were maintained by the private parties. About 457 connections were without meters on account of non-availability of sufficient number of meters, as Government has stopped giving Actual Users Import Licences to the Corporation.

14. The total revenue collected during the year from meter hire was about Rs. 1,77,885 and that from the supply of water for all purposes by meter measurement was about Rs. 61,43,178. In addition to this, an amount of Rs. 3,34,089 was recovered as compounded charges.

CONSTRUCTION BRANCH

15. In order to improve the position of water supply in the Suburbs, about 20.39 miles of water mains of different sizes ranging from 3" to 24" were laid during the year as per appendix V.

16. The work of laying 4" to 6" water mains for length of 1182 Rft. for Municipal Housing at Vikhroli were carried out on behalf of City Engineer's Department.

17. No work is carried out on behalf of private parties in this year.

18. The following works were included in the Master Plan for water supply to the Greater Bombay :—
Master Plan Works.

Serial No.	Particulars of Work.	Estimated Cost.
		Rs.
1	Laying 18" dia. Water main along Sion Trombay Road upto Borla Village (Trombay Pier for a length of 5 miles)	12,99,260
2	Laying 30' branch connection of 24" Tulsi main at Khar Railway Station upto Pali Hill	8,93,640
3	Laying two 24" dia. water mains in Linking Road and Danda Road and Hill Road	14,33,980
4	Laying 24" water main along Ghodbunder Road between Madhavdas Amersy Road Andheri and Juhu Road, Santacruz	8,71,354

The work under serial No. 1 was nearing completion at the end of the year.

The proposal under Serial No. 2 is being revised as the Railways are not agreeable to our crossing the Railway tracks.

The work at serial No. 3 could not be taken up during the year for want of C. I. Pipes.

The work at serial No. 4 is taken in hand and the same is in progress. Nearly 2,000' of 24" pipe line was laid during the year under review.

19. In order to meet the increasing demands of Industrial area abutting Bombay Agra Road, a 24" prestressed concrete pipe water main was laid for a length of 4,572 R. ft. during the year under review.

R. V. ABREU,
Hydraulic Engineer.

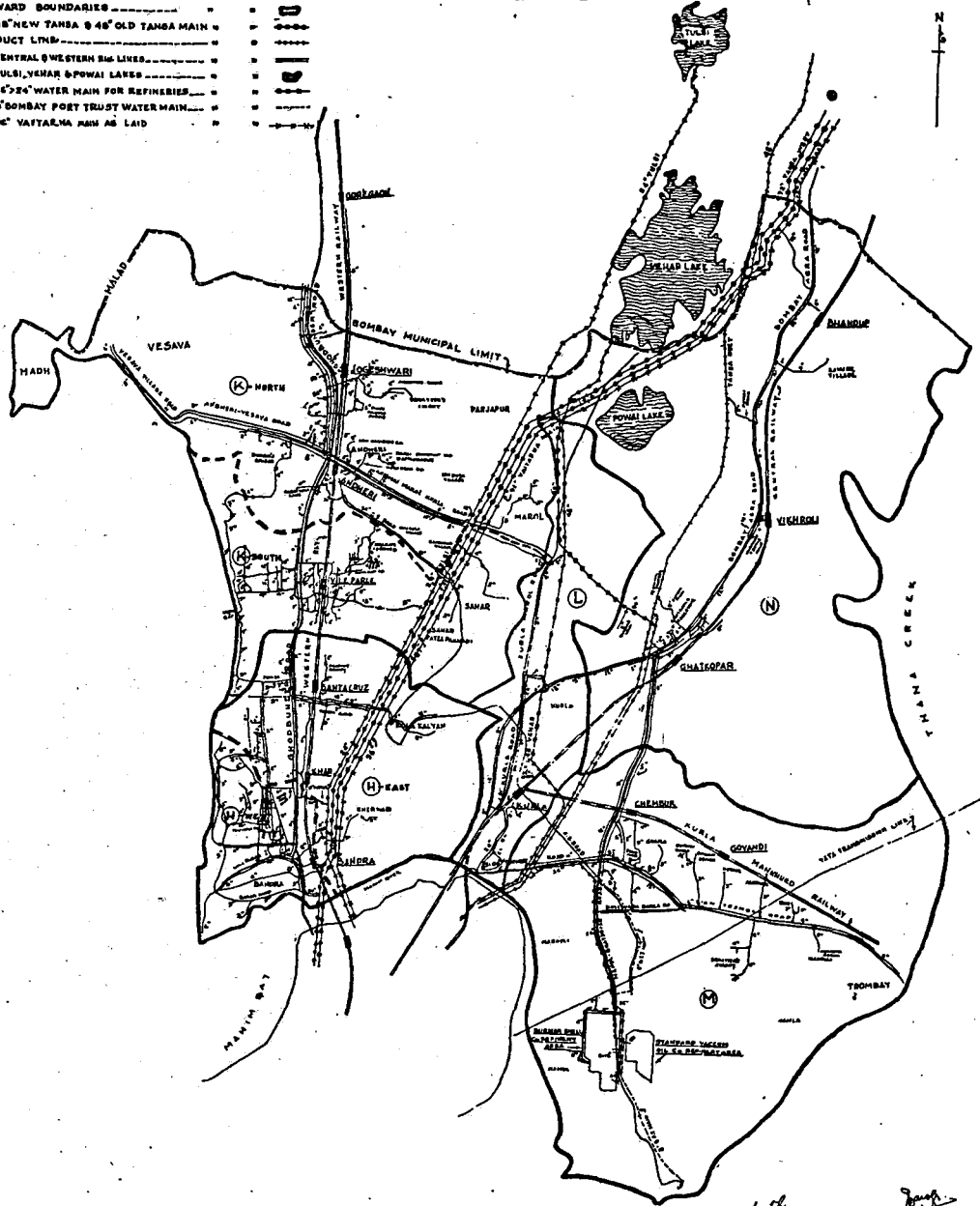
**SOURCES OF SUPPLY AND THE ALIGNMENT
OF TRUNK MAINS IN SUBURBS**

APPENDIX I
(FORM P.M.C.A. 7)

PROJ. NO. 44/1940
3-1-1940

- NOTE:-**
- 2 1/2" x 35' and 40' TANSA MAINS SHOWN THUS: ————
 - 24" TULSI MAIN: ————
 - 48" VEHAR MAIN: ————
 - BOMBAY MUNICIPAL LIMIT: ————
 - WARD BOUNDARIES: ————
 - 48" NEW TANSA & 48" OLD TANSA MAIN: ————
 - DUCT LINE: ————
 - CENTRAL & WESTERN SIG. LINES: ————
 - TULSI, VEHAR & POWAI LAKES: ————
 - 36" x 24" WATER MAIN FOR REFINERIES: ————
 - 0' BOMBAY PORT TRUST WATER MAIN: ————
 - 0' VASTARNA MAIN AS LAID: ————

SCALE: 1 INCH = 1/2 MILE



DESIGNED BY: H.R. DESAI
DRAWN BY: J.M.C.

[Signature]
D. B.
ASST. ENGINEER
SURVEY

[Signature]
HYDRAULIC ENGINEER
BOMBAY MUNICIPAL CORPORATION

APPENDIX II (Vide Para No. 3 and 9).

Hours of Pumping.

Locality	Time	Hours.
1. Bandra Pumping Station Working Hours ...	8 P.M. to 12-00 Mid-Night ...	4
2. Malla Pumping Station	... 2 P.M. to 4-00 P.M. 10 P.M. to 2-00 A.M. 5 A.M. to 8-00 A.M. }	9
3. Andheri Pumping Station	... 10 A.M. to 2-00 P.M. ...	4
4. Jogeshwari Naka Pumping Station	... 5 A.M. to 6-30 A.M. ...	1 1/2
5. Ghatia Pumping Station	... 1 P.M. to 6-00 P.M. 10 P.M. to 5-00 A.M. }	12

APPENDIX III (Vide Para No. 5).

New connections given in the Suburbs during the year 1959-60.

Ward	Sizes of Connections.									
	1/2"	3/4"	1"	1 1/4"	1 1/2"	2"	3"	4"	5"	6"
H	269	152	84	4	8	3	1
K	200	116	31	3	6	4
L	56	12	6	2	5	1
M	85	22	6	2	3	1	1
N	98	55	34	3	8	4	2	1	1	...
Total	708	357	161	14	30	13	5	1	1	...

Grand Total ... 1,289

APPENDIX IV (Vide Para No. 10)

Burst on Water mains.

Serial No.	Locality.	Size of main.
H WARD.		
1	Salsette track Kalina Santacruz	12"
2	Near Vakola Bridge Santacruz	3"
3	Salsette track Kalina Santacruz	12"
4	Corner of Linking Road and South Avenue Santacruz	3"
5	Kherwadi, East of Khar	9"
6	Kherwadi, East of Khar	9"
7	Opp. C. H. Church G. B. Road Khar Scheme	4"
8	Junction of Vakola pipe line Santacruz	4"
9	Opp. H. No. 57 at 28th Road Bandra	4"
10	Central Avenue Santacruz	4"
11	Junction of 1st and 18th Road, Khar	4"
K WARD.		
12	Tejpal Road	3"
13	Versova	3"
14	Rajpatrai Road	3"
15	Sonari Road	4"
16	Marol Maroshi Road	9"
17	Sonari Road	4"
18	Bhorda Wadi	3"
19	Dashrathlal Joshi Road	3"
20	Sonari Road	4"
21	Sonari Road	4"
22	Vallabhbhai Road	3"
23	Basant and Vallabhbhai Road	3"
24	Mahatma Gandhi Road	3"
25	Mahatma Gandhi Road	3"
L WARD.		
26	Aphuwala Lane, Takia Ward, Kurla	3" A.C.
27	Near Model Talkies, New Mills Ward Kurla	6" A.C.
28	Ganesh Baug Lane Station Ward	2" A.C.
29	Match Factory Lane, Station Ward	3" A.C.
30	Makkawadi, New Mills Ward, Kurla	4" A.C.
31	Aphuwala Lane, Takia Ward, Kurla	4" A.C.
32	Swadeshi Mills Ward, Kurla	6" A.C.
33	Bombay Agra Road, Station Ward	12" 3" C.I.
34	Khatoo Lane, Takia Ward, Kurla	3" A.C.
35	Subhash Nagar, New Mills Ward	2" G. I.
36	Mehtab Lane, New Mills Ward	6" C. I.
37	Old Agra Road, New Mills Ward	6" A.C.
38	Makkawadi New Mills Ward, Kurla	4" A.C.
39	At the junction of Old Agra Road and Bombay Agra Road, Bazar Ward	4" A.G.
40	Sion-Chembur Road, Chuna Bhatti	4" A.C.
41	Harianwalla Lane, Station Ward	3" A.C.
42	Do.	3" A.C.
43	Saki Naka	12" C. I.
44	Bombay Agra Road, Station Ward	9" C. I.
45	Khachar foot-path Lane, New Mills Ward	3" A.C.
46	Do.	3" A.C.
47	Aphuwala Lane, Takia Ward	3" A.C.
48	Khachar Lane, New Mills Ward	3" A.C.
M WARD		
49	Amar Mahal, G. M. Rd., Chembur	5"
50	Kacharpatti Road, Chembur	2"
51	Amar Mahal, G. M. Road, Chembur	5"
52	Do.	5"
53	Do.	5"
54	Do.	5"
55	12th Road, Chembur	2"
56	Charai Gaathan, G. M. Rd., Chembur	6"
57	G. M. Rd., opp. Pumping Station	5"
58	Amar Mahal, G. M. Road, Chembur	5"
59	Junction Village Road, Ghatla Sion Trombay Road, Chembur	3"
60	Janata Colony Road, Mankhurd	6"
61	Junction Sion Trombay Road and C. A. Road, Chembur	3"
62	Waman Wadi Road, Chembur	2"
63	Junction Wadhavali Village St. Road, Chembur	4"

Serial No.	Locality.	Size of main.
M WARD		
64	Village Road, Ghatla	2"
65	Union Park, Sion Trombay Road, Chembur	2"
66	Opp. Glass Factory G. M. Road, Chembur	5"
67	Amar Mahal G. M. Road, Chembur	5"
68	1st Road, Chembur	4"
69	G. M. Road, opp. Pumping Station	5"
70	Do...	5"
71	Central Avenue Road, Chembur	2"
72	1st Road, Chembur	4"
73	4th Road opp. Tilak Wadi, Chembur	4"
74	Vasi Naka, G. M. Road, Chembur	6"
75	Plot No. 36, Union Park, Chembur	2"
76	Opp. Pumping Station G. M. Rd., Chembur	5"
77	Postal Housing Society, Chembur	4"
N WARD		
78	Junction Station Rd. B. A. Rd. Vikhroli	12"
79	Opp. Hindustan Construction Co., Vikhroli	6"
80	Bombay Agra Road, Vikhroli	6"
81	Opp. Indian Tube Mills, B. A. Road, Vikhroli	6"
82	Mahatma Gandhi Road, Ghatkopar	5"
83	Jawahar Nagar, Ghatkopar	5"
84	Junction Jivadaya Lane, B. A. Road, Ghatkopar	6"
85	Jivadaya Lane, Hillside, Ghatkopar	2"
86	Bombay Agra Road, Bhandup	12"
87	Village Road, Bhandup	2"
88	Do.	2"
89	Do.	2"
90	Saraswati Chawl, B. A. Rd., Bhandup	12"
91	Village Road, Bhandup	2"
92	Bombay Agra Road, Kurla	18"
93	Bombay Agra Road, Ghatkopar	12"
94	Opp. Guest, Keen Williams, Bhandup	12"
95	Opp. Radhakrishan Textile Mills, Bombay Agra Road, Vikhroli	12"
96	End of M. G. Road, Ghatkopar	12"
97	Junction Station Road, Bombay Agra Road, Vikhroli	12"
98	Do.	6"
99	Village Road, Bhandup	2"

APPENDIX V (Vide Para No. 15)

Serial No.	Name of work.	Size.	Length (R.ft.)
1	Improving water supply at Willingdon Colony Santacruz and neighbouring areas	6" 4"	1,070'-0" 3,391'-0"
1A	Laying 4" main in 5th Road and 4th Road Khar Pali Road, East of Ghodbunder Road near Khar Railway Station, H Ward	4"	1,555'-6"
2	Providing 4" water main with Hydrants in Roads of Ghodbunder Road Bandra and neighbouring area	4"	1,313'-0"
3	Laying 4" water mains in 1st and 2nd Gaothan Santacruz	4"	811'-0"
4	Laying 6" and 4" water mains in T. P. S. III, Bandra	6"	1,983'-0"
5	Providing 4" water mains with hydrants in roads (off) Ghodbunder Road, Bandra and neighbouring area	4"	2,748'-0"
6	Laying 4" water main in Bulsroyce Colony off Nehru Road, Santacruz	4"	1,278'-0"
7	Laying 9" water main near Kherwadi, Bandra	9" 4"	1,030'-0" 1,035'-0"
8	Laying water mains in 17th Road and 20th Road Khar in T. P. S. No. 6, Bandra	6" 4"	2,125'-0" 564'-0"
9	Providing 4" and 6" water mains in Khar village	6"	55'-0"
10	Laying 4" water mains in lanes off Juhu Road	4"	1,118'-0"
11	Enlarging 3" water main to 6" along North Main and South Avenues and providing 4" water main along Western, Central and East Avenues	6" 4"	2,426'-0" 150'-0"
12	Laying water mains in T. P. S. IV, Bandra	9" 4"	1,212'-0" 3,122'-0"
13	Laying 9" main in Siddharth Colony near Vakola, Santacruz East	9"	1,240'-0"
14	Laying 6" water main in Byramji Jeejibhoy Road, Bandra	6" 4"	2,121'-0" 1,594'-0"
15	Laying 4" water main in Tulsi pipe Road, Vakola	4"	702'-0"
16	Laying 6" water main in Andrews lane, Cottage Lane, Croft Lane, and Gajjar Lane, Santacruz	6" 4"	1,112'-0" 984'-0"
17	Laying 24" water main along Ghodbunder Road between Madhavdas Amersey Road, Andheri and Juhu Road, Santacruz	24"	2,163'-0"
18	Laying water mains in Kantwadi Scheme, Bandra	4"	1,293'-0"
19	Providing water mains in Guzdar Scheme Linking Road, Santacruz and neighbouring areas.	12" 9" 6" 4"	900'-0" 1,760'-0" 1,016'-0" 2,628'-0"
20	Laying 4" and 3" water mains in Lanes off Perry Road and Andrews Road, Bandra, H Ward	4"	2,129'-0"
21	Laying 12" main in Jawahar Nagar, East of Khar	12"	2,655'-0"
22	Laying 6" > 4" > 3" water mains in Pali Hill Bandra	4"	115'-0"
23	Enlarging 3" main to 6" size in Amboli Village	4"	1,105'-0"
24	Laying 4" water main in Amboli Quarry Rd. and St. Catherine Lane, Andheri K Ward	4"	2,904'-0"
25	Laying 18' > 15" > 12" > 9' mains in Caves Road, Jogeshwari	15" 12" 9"	1,479'-11" 1,083'-4" 693'-0"
26	Providing water mains in Dawood Baug Rd. Mukund Patil Road and other lanes off Jaiprakash Road, Andheri	4" 6"	338'-0" 11'-0"

Serial No.	Name of work.	Size.	Length (R.ft.)
27	Laying 4" water main in road leading to Mulgaon and Kali Caves, Andheri...	4"	8,728'-1"
28	Laying 4" water mains in Lanes off Juhu Road ...	4"	1,118'-0"
29	Laying 4" main in Erala Gaothan, Vile-Parle. ...	4"	450'-0"
30	Extending 3" main in Matar pakhadi in Sahar Village ...	3"	344'-6"
31	Extending 3" main in Sarojini Road, Vile-Parle (West) by 4" main for a length of 390 feet ...	4"	409'-0"
32	Enlarging 2" main to 6" along Sahar Road and Central Salsettee Track for a length of 2,800 R.ft. ...	3"	462'-0"
33	Laying 4" main in Kodivta Village ...	4"	204'-0"
34	Laying water mains in Juhu-Vile Parle Development Scheme ...	6"	1,412'-0"
35	Enlarging 2" main to 6" along Sahar Road, Central Salsettee Track for a length of 2,800 R. ft. ...	6"	2,800'-0"
36	Proposed layout of water mains in proposed development at Kherwadi and in Western Express Highway at Bandra ...	9"	6,700'-0"
37	Enlarging the existing water mains and providing additional mains in roads in Vile Parle East ...	" 4"	2,000'-0" 1,066'-0"
38	Laying 4" water mains in Khot Wadi, Santacruz West ...	4"	1,092'-0"
39	Extending main in Majas Village, Jogeshwari ...	4"	518'-0"
40	Laying 4" water main in Mahant Road Extension, etc. Vile Parle (East) ...	4"	280'-0"
41	Enlarging the existing water main and laying new water mains in roads at Chembur for C.D. Scheme ...	6" 4" 3"	1,529'-0" 3,512'-0" 801'-0"
42	Laying a 3" water main to locality known as Bhatwadi, South of Horse Shoe Valley at Ghatkopar ...	3"	1,627'-0"
42A.	Laying 4" water main in Gawan Passage along Parsi Wadi and Chirag Nagar Road, Ghatkopar N. Ward. ...	4"	1,969'-0"
42B.	Laying a 4" water main in Maravali Village off the 26" steel main in Ghatkopar Mahul Road ...	4"	1,221'-0"
43	Laying water main in the proposed road in Kurla Kamagar Co-operative Housing Society ...	3"	1,193'-0"
44	Laying a 4" water main in Khimji Lane Ghatkopar ...	4"	432'-0"
45	Enlarging the existing 2" water main to 4" size in Joshi lane and laying 4" water main in Laxminarayan Lane at Ghatkopar, N Ward ...	4"	1,372'-0"
46	Laying a 4" water main along concrete passage in Khajuri Bhatti at Kurla, L Ward ...	4"	615'-0"
47	Laying 3" water main, connecting the existing two dead ends in Anandji lane Ghatkopar ...	3"	397'-0"
48	Enlarging the existing 2" water main to 4" size in Khokhani Lane, Ghatkopar ...	4"	609'-0"
49	Enlarging the existing 3" > 2" water main to 6" > 4" size in Jayantilal Vaishnva Road upto Railway Culvert, Ghatkopar N Ward ...	6" 4"	1,229'-0" 589'-0"
50	Laying water mains for proposed Housing Colony at Vikhroli, N Ward ...	9" 6" 4"	284'-0" 216'-0" 681'-0"
51	Laying 12" and 6" water main along Chembur Govandi Road, upto Industrial Colony Scheme, Chembur Station Colony ...	12" 6"	1,750'-0" 1,478'-0"
52	Laying 2" communicating pipe line at Harilal, Vikhroli East ...	2"	1,810'-0"

WATER WORKS (Extd. Suburbs)

I—GENERAL

1. The Water Works Department in the Extended Suburbs comprises of (a) Distribution and Maintenance Branch, Western Extended Suburbs, (b) Distribution and Maintenance Branch, Eastern Extended Suburbs, (c) Construction Branch for Western Extended Suburbs and (d) Construction Branch for Eastern Extended Suburbs. The first two mentioned branches deal with the distribution and maintenance of water supply in the following wards, viz., 'P' Ward comprising of Goregaon including Aarey Colony and Malad, 'R' Ward comprising of Kandivli, Borivli, Dahisar and surrounding villages and 'T' Ward comprising of Mulund. The Construction Branch deals with the laying of water mains and other Construction work including the works carried out by contracts.

II—DISTRIBUTION OF WATER SUPPLY IN THE EXTENDED SUBURBS

2. The Western Extended Suburbs are supplied with water by gravity from Tulsī lake through the trunk mains. The Eastern Suburbs are supplied with water by gravity from the 72" Tansa Main. Alignment of the trunk mains in the Extended Suburbs are shown in the drawing under Appendix I. Water is supplied throughout the 24 hours. Mains supplying water are as under:—

(a) WESTERN EXTENDED SUBURBS.

- (i) Trunk main 18" < 24" < 30" > 27" was laid along Ghodbunder Road and is the major source of supply to Malad Kandivli-Borivli and Dahisar.
- (ii) 8" Malad-Marve-Madh Main serving Goregaon, Malad and Madh Islands.
- (iii) 12" > 8" > 6" Goregaon Main.

(b) EASTERN EXTENDED SUBURBS.

- (i) One 8" tapping on 72" Tansa West Main supplying the Mulund Town through a 15" > 12" > 9" > 6" main.
- (ii) Two tapplings, one 6" and another 4" from 72" Tansa West Main for Mulund Camp.
- (iii) One 4" connection and one 3" connection for two factories away from Mulund Town.

3. For finding of the nearest source of supply of Goregaon-Dahisar areas, preliminary Survey was carried out for investigating the possibility of providing a Dam on Dahisar River. A proposal is being considered by the Corporation. This Scheme is estimated to cost Rs. 2 Crores and when completed, will supply 6 Million Gallons of water per day.

4. 2124.00 Million gallons of water were supplied to the Extended Suburbs during the year as per the details given below:—

Particulars	Consumption in Million Gallons.		
	Western	Eastern	Total in Million Gallons
(1) Aarey Colony, Metered	831.00	831.00
(2) Domestic (Metered)	400.00	133.00	533.00
(3) Unmetered for construction purposes	12.00	5.00	17.00
(4) Metered for Construction purposes	5.00	5.00	10.00
(5) Public Stand Pipes	80.00	26.00	106.00
(6) Non-Domestic (Metered)	200.00	65.00	265.00
(7) Water supplied on Coupons in Malad	8.00	8.00
(8) Slaughter Houses and Markets	2.00	2.00
(9) Municipal properties including Gardens	1.00	6.00	7.00
(10) Unaccountable loss due to undetected and underground leakages etc.	330.00	15.00	345.00
	1,867.00	257.00	2,124.00

5. The particulars of the connections made during the year are given under Appendix II. The total number of new connections granted during the year was 837 increasing the total number of connections in the Extended Suburbs to 1958. 60 Metered and 40 unmetered connections were given during the year for Construction purposes.

6. There are 68 Public wells of potable water supply in the Extended Suburbs and their locations are as under:—

Goregaon	Malad	Kandivli	Borivli	Dahisar	Mulund	Total
2	9	9	28	13	7	68

There are 83 public unmetered stand pipes in the Extended Suburbs as follows :—
Stand Pipes

Locality	Number of Stand Pipes	Remarks
Malad	29	The total quantity of 8 million gallons were supplied through the unmetered stand pipes in Malad area on Coupons and an income of Rs. 6660.00 was derived therefrom.
Goregaon	13	Free of charge.
Kandivli	3	Do.
Mulund	38	Do.

7. In the Extended Suburbs, there were about 900 short supply complaints during the year. They were mostly due to low pressures or temporary stoppage of water due to some repairs being carried on the trunk main. There were also complaints from the public in the form of Morchas in the beginning of the year due to the low pressures in the main.

Short supply complaints.

8. There were no cases of dis-connection orders in the Extended Suburbs during the year:

Disconnection orders

9. In the Extended Suburbs in 8 cases Notices under Section 271 (2) of the Bombay Municipal Corporation Act were issued and Court actions have been taken.

III.—MAINTENANCE WORKS.

10. Two Pumping Stations, one at Borivli and the other at Malad were maintained. At Borivli the pump was maintained upto October 1959. In quarry Road, the pump was worked for 3 hours daily from 11.30 P. M. to 2.30 A. M.

Pumping sets.

11. 56 Mills (19.5 miles in P. Ward, 28.75 Miles in R Ward and 7.75 Miles in T Ward) of sizes varying from 3" to 30" were maintained during the year. 6 Fire Calls in the Extended Suburbs mains were also attended.

12. During the year there were 10 bursts in the Extended Suburbs as per the details given in the Appendix III.

Bursts

Appendix III.

IV.—METERS.

13. A new Shop for testing pipes and fittings pertaining to P, R, H and K Wards was started at Malad from 1st November, 1958 which still continues. The total revenue of Rs. 9,400.00 was derived upto the end of the year for testing various types of pipes and fittings.

Testing of pipes and fittings.

14. Provision of Rs. 50,000 was made in the Budget Estimates for 1959-60 and tenders for the same Purchase of meters, are being invited.

15. The total revenue collected during the year from meter hire was Rs. 2,335.00 and that from the sale of water for all purposes by meter measurement at Rs. 3,84,897. In addition to this, an amount of Rs. 51,591 was recovered as compounded charges and Rs. 67,281 as Miscellaneous receipts and miscellaneous fees such as granting connections and removing and refixing of meters, sale of forms etc.

Revenue from meter hire and sale of Water.

V.—CONSTRUCTION BRANCH

16. The work of laying the feeder mains in the newly extended suburbs from Ghodbunder Road to Dahisar on the western side and Mulund on the eastern side was continued during the year under review and 20.85 miles of water mains varying in sizes from 4" to 30" were laid as shown in Appendix IV. All the works were executed departmentally.

Pipe line work in the Extended Suburbs.

17. The work of laying the trunk main from Oshivara Bridge to Dahisar which was taken in hand in December 1957 was continued during the year under review and 6,057 running feet of 18" and 27" hume steel pipes and 24" and 30" C. I. pipes were laid. At the end of the year, the trunk main was charged upto Borivli level crossing and further work was in progress within the Railway premises at Borivli and along Ghodbunder Road on the eastern side between level crossing and Dahisar. At the end of the next financial year the main would reach the Greater Bombay limits at Dahisar.

Work of laying a 30" 27" > 24" > 18" Trunk main along Ghodbunder Road.

R. V. ABREW,
Hydraulic Engineer.

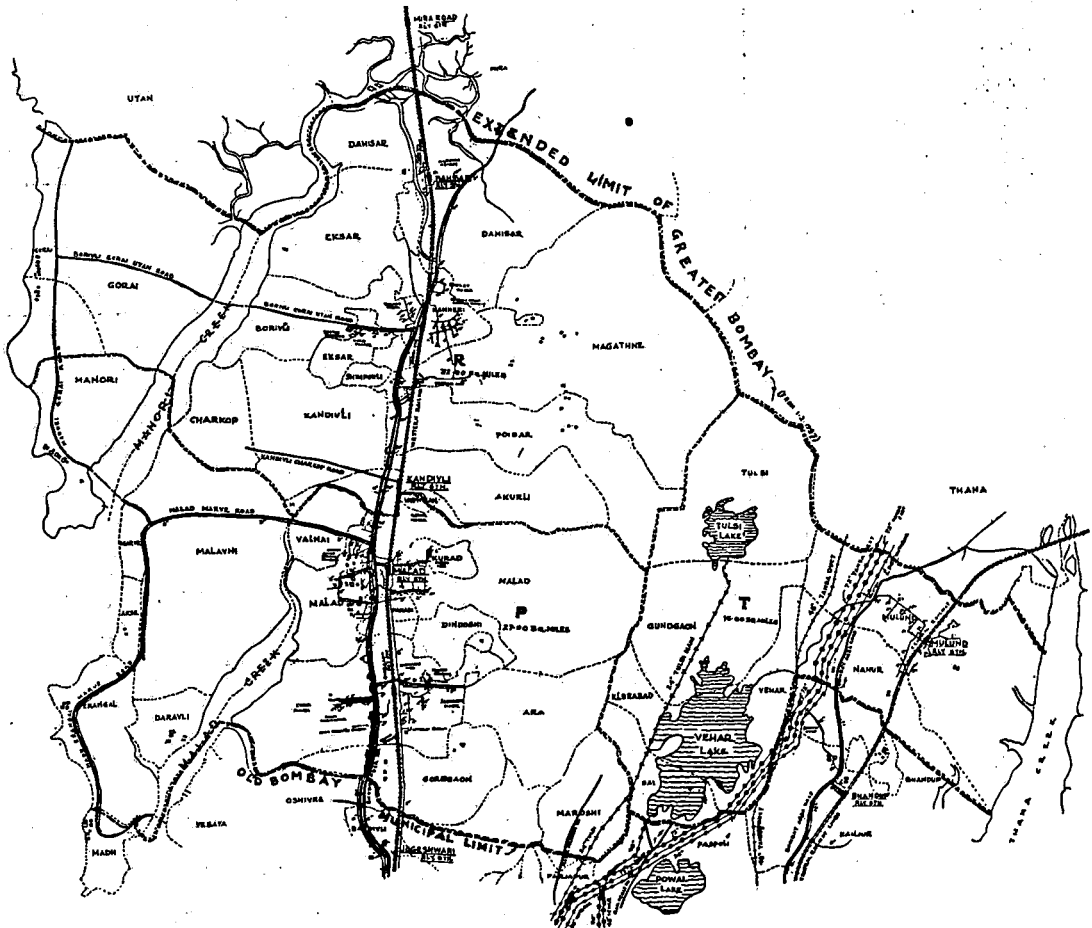
NOTE:-

- 3 INCH TO 60" AND 60" TANKS MAINS SHOWN THUS - ○○○○
- 24" TULSI MAIN " " ○○○○
- 48" VEHAR MAIN " " ○○○○
- DUCT LINE " " ○○○○
- 96" VATTARNA MAIN " " ○○○○
- CENTRAL & WESTERN RAILWAY LINES " " ○○○○
- TULSI, VEHAR & POWAI LAKES " " ○○○○
- BOMBAY MUNICIPAL LIMITS (OLD & NEW) " " ○○○○
- WARD BOUNDARIES " " ○○○○

THE ALIGNMENT OF WATER MAINS IN EXTENDED SUBURBS

APPENDIX
(THE P.W.D.)

SCALE
1" = 1 MILE



DRAWN BY: K.M.S.
CHECKED BY: M.S.

[Signature]
ASST. ENGINEER
B.M.C.

[Signature]
HYDRANTIC ENGINEER
BOMBAY MUNICIPAL CORPORATION

APPENDIX II- (Vide Para No. 5)

New connections given in the Extended Suburbs during 1959-60

Ward	SIZES OF CONNECTIONS.								
	1/2"	3/4"	1"	1 1/4"	1 1/2"	2"	4"	6"	9"
P & R	423	230	57	3	18	3
T	75	11	12	1	1	1	1
Total	498	241	69	4	19	4	1	..	1
Grand Total									837

APPENDIX III (Vide Para. No. 12)

Burst on Water Mains

Serial No.	Locality	Size of Main
1	Opposite Madina Manzil, Ghodbunder Road, Goregaon	24"
2	Opposite Malad Police Station, Ghodbunder Road, Malad	24"
3	Opposite Marvyn and Spittam Co. Ghod Cunder Road, Malad	24"
4	Opposite Marve Road, Ghodbunder Road, Malad	24"
5	Opposite Chikal House, Lokmanya Tilak Road, Borivli	12"
6	Opposite Shanti Niketan, Ghodbunder Road, Kandivli	24"
7	Opposite Dr. Gamber's Estate, Ghodbunder Road, Malad	24"
8	Opposite Manji Villa, Mandpeshwar Road, Borivli	12"
9	Opposite Mangesh Hotel, Ghodbunder Road, Kandivli	24"
10	Opposite Goraswadi, Ghodbunder Road, Kandivli	24"

APPENDIX IV (Vide para. No. 16)

Particulars of water mains laid by the Construction Branch of Extended Suburbs Budget "F"

Serial No.	Item No.	Name of the work	Size of the main	Total length laid from 1-4-59 to 30-3-60
1	1	Laying suitable sized mains for the two areas Jawahar Nagar and Jaiprakash Nagar at Goregaon	6"	Rft. 318
2	7	Laying a trunk feeder main from Jogeshwari along Ghodbunder Road oshiyara bridge to Dahisar limits	6" 12" 18" 24" 27" 30"	24 9 1,384 208 3,604 828
3	9	Laying 9" water main in Aarey Road and 4" water main along Station Road and parallel to Western Railway in Goregaon	4" 6"	1,365 39
4	11	Laying 4" main in Kisan Road, Anand Road, and Manchubhai Road at Malad	9" 4"	1,200 28
5	13	Laying 12" water main in Bombay Agra Road from junction Camp Road to junction Murar Road and 9" water main in Bombay Agra Road, at Mulund	6" 12" 9"	479 1,202 3,379
6	14	Laying 12" water main in Mahatma Gandhi Road (Cown Road) Mulund from Bombay Agra Road to Station Road	12"	1,381
7	15	Laying 9" water main in Gopaldas Road from Carter Road to Jairam Road Mulund	9"	2,103
8	17	Laying a 4" water main in Jawahar Road from junction at Gopaldas Road to Station Road at Mulund	4"	9
9	19	Laying 6" water main in Gopal Krishna Gokhale Road from junction of Lokmanya Tilak Road to Sant Tulsidas Road and 4" water main in sant Tukaram Road at East Mulund	6" 4"	1,509 998
10	20	Laying 6" water main in Lokmanya Tilek Road in East Mulund from 9" water main opposite Station upto Shri Gopalkrishna Gokhale Road, Mulund East	6"	28
11	21	Laying 6" main along Road leading to Pandurang Wadi from Aarey Road, Goregaon	6"	1,059
12	22	Laying 6" main along Road leading to Gogate Wadi and Pandya Chawl from Aarey Road, Goregaon	6"	415
13	23	Laying of 9" and 6" main along Ishwarbhai Patel Road and to cross Roads, Goregaon	9" 6"	1,752 3,075
Carried forward				26,396

Serial No.	Item No.	Name of the work.	Size of the main	Total length laid from 1-4-59 to 31-3-60
		Brought over ..		26,396
14	24	Laying of 6" main along a Road at Goregaon East from Railway Station towards Jogeshwari side Goregaon ..	6"	1,342
15	25	Laying of 9" and 4" main along Mahatma Gandhi Road and its cross Roads Goregaon ..	4" 9"	2,982 2,466
16	26	Laying of 6" main along Roads Bandongri at Malad ..	6"	1,250
17	28	Laying of 6" main in Extension to Manchubhai Road from Culvert and along Bandongri Road ..	6"	214
18	29	Laying of 6" main along Hajibapubhai Road Malad ..	6"	2,920
19	30	Laying of 6" main along Ramchandra lane and surrounding area at Malad ..	4" 6"	660 2,740
20	31	Laying 4" main along Nursing lane Malad ..	4"	1,021
21	32	Laying of 6" and 4" mains along Mamlatdar Wadi and liberty Garden Scheme at Malad ..	6" 4"	5,207 933
22	33	Laying a 6" main 4" along Underai Road Kumbhar Road and Gaotian Road at Malad ..	6"	77
23	34	Laying 9" and 6" main along N. L. Road and Bunder Road at Malad ..	6" 9"	114 50
24	35	Laying of 6" and 4" main along Catholic Colony at Malad ..	4" 6"	2,558 741
25	36	Laying of 6" and 4" main along Cross Roads of Underai Road and Kumbharwada and along N. S. Depot Road at Malad West ..	4"	2,361
26	38	Laying of 4" main along Orlem Village at Malad West ..	4"	1,252
27	39	Laying of 4" main along cross Roads of Daftary Road tapping 6" main along Daftary Road Malad ..	4"	1,418
28	40	Laying of 4" main along Nadiadwalla Colony and Usman Nagar Road at Malad West tapping 24" C. I. main along G. B. Road, Malad ..	4"	30
29	41	Laying of 6" and 4" main along Kamala Neharu Road Bajaj Road Dr. Dalvi Road and surrounding area and Road parallel to Railway track at Kandivli ..	4" 6"	1,551 1,450
30	42	Laying of 9", 6" and 4" mains along Kasturba Road Jamnadas Adukia Road and surrounding area ..	9" 4"	797 27
31	43	Laying of 9" and 4" mains along Shantilal Modi Road and Hemukalani Road and the surrounding area ..	4" 9"	1,242 2,260
32	44	Laying of 9" and 4" mains along Kandivli Village Road and surrounding area at Kandivli ..	9"	2,853
33	45	Laying of 9" and 4" mains along Akruli Road surrounding area at Kandivli ..	4" 9"	872 3,795
34	46	Laying of 6" main along Road of Ashoknagar and Road leading to Ashok Nagar ..	6"	1,154
35	47	Laying of 6" main along Goraswadi at Kandivli West ..	4" 6"	12 942
36	48	Laying of 9" and 6" service mains in Extension from Northern level crossing of Borivli Station upto Dahisar limits at Borivli and Dahisar ..	6" 9"	5 474
37	49	Laying of 12" and 9" service mains in Lokmanya Tilak Road at Borivli ..	9" 12"	1,799 1,296
38	50	Laying of 6" and 4" service mains along Roads in Babhai Village ..	4" 6"	1,273 820
39	52	Laying 4" main along Jambli Galli and 2" Communication line along Gorai Cross Roads ..	4"	1,540
		Carried forward ...		80,894

Serial No.	Item No.	Name of the work.	Size of the main	Total length laid from 1-4-59 to 31-3-60
		Brought over ...		80,894
40	53	Laying of 6" and 4" service mains along Shimpoli Road and surrounding area	4" 6"	1,210 3,200
41	54	Laying of 6" main along Chandawarkar lane	6"	1,921
42	55	Laying 12" and 4" mains along Vallabhabhai Patel Road up to Vallabh Nagar Bus stop	4" 12"	3,331 1,206
43	56	Laying of 9", 6" and 4" mains on Mahatma Gandhi Road Kasturba Road (Carter Road and their cross Roads at Borivli East) ..	4" 6" 9"	6,406 3,741 116
44	57	Laying of 9" and 6" mains on Dattapada Road and surrounding area at Boribli East	6"	25
45	58	Laying of 6" and 4" mains in Roads of Daulat Nagar Borivli East ..	4" 6"	825 1,761
46	59	Laying of 6" and 4" service mains along a Road to I. C. Colony from Church Vallabha Nagar junction	6"	404
47	60	Laying of 9" and 4" mains along East Dahisar	4"	51
48	61	Laying of 9", 6" and 4" mains along West Dahisar Roads in extension from 9" main along Sir Bharucha Road Via culvert on South of Dahisar Railway station	4" 9"	14 82
49	65	Laying 4" mains in Roads No. 4, 5, and 6 in People's colony at Goregaon tapping 9" main in Mahatma Gandhi Road	4"	1,333
50	70	Extending 9" main in Nahalchand Lalluchand Road upto Bunder Road and laying 4" main along Road of Chincholi Village and adjoining two cross Roads	4"	939
51	78	Laying an additional 9" main along Cuarry Road at Malad East ..	9"	2,316
52	93	Laying 12" main in Bombay Agra Road tapping 15" in D. L. B. Road upto Mulund limit, Mulund (T. Ward)	12"	240
				<u>1,10,075</u>

Assistant Superintendent Of Licences (Subs.)

Shri N. J. Alvares, M.A., LL.B., was in charge of the Department during the year under report from 1st April 1959 to 31st March 1960.

LICENCE SECTION

The total number of licences renewed and issued fresh under Section 394 and 412-A and permits under Sections 390 and 393 of the Bombay Municipal Corporation Act during the year 1959-60 was 7105 and 44 respectively and the fees realised therefrom amounted to about Rs. 2,04,458.27 nP. 235 licences were transferred during the year under report and the fees realised therefrom amounted to Rs. 803.50 nP. These figures compare with those for the preceding two years as follows :—

Particulars.	No. of Licences and Permits.				Amount of fees realised.		
	1957-58.	1958-59.	1959-60, 1957-58.		1957-58.	1958-59.	1959-60.
			Licences. Fresh renewed licences.				
					Rs. nP.	Rs. nP.	Rs. nP.
1) Commodities and Trades... (Section 394)	5,460	5,965	5,960	717	1,73,529.26	1,77,208.65	1,91,821.02
(2) Blowing Steam Whistles... (Section 393)	2	4	3	1	80.00	330.00	245.00
(3) Milk Products Ghee Butter. (Section 412-A)	221	186	182	11	1,305.00	1,114.38	1,201.25
(4) Factories (Section 390) ...	95	50	...	40	15,131.00	6,132.50	10,387.50
(5) Transfer of licences under Section 394 and 412-A.	370	159	235	...	1,60.00	523.50	803.50
Total ...	6,148	6,364	6,380	769	1,91,205.26	1,85,309.04	2,04,458.27

The amount held in Deposit Account as Licence Fees as on 31st March 1960 was Rs. 54562.49 nP. The adjustment memo for Rs. 72,084.00 in respect of 397 licences have been already put up to A. A. (Subs.) for audit and adjustment, which is awaited. Loss of revenue incidental to the disuse or demolition of old licensed places or the diversion of their users for the trades not requiring Municipal Licences amounted to about Rs. 5,610.00. An amount of Rs. 6,432.25 nP. was credited to the licence fees account during the year under report from old deposit lying in the Deposit Accounts of the previous years.

Miscellaneous receipts amounted to about Rs. 701.97 nP.

The procedure of renewing the licences during the month of April was continued during the year under report so.

The new form of licence, making provision for endorsing the same for 5 years and introduced since 1-4-1956 was found very suitable, which dispensed with the labour of issuing fresh licence forms every year.

ADVERTISEMENT SECTION.

The total number of permits for advertisements issued during the year under Sections 328 and 328 (A) was 889 and the revenue derived therefrom came to about Rs. 47,683.66 nP.

These figures compared with those of the preceding two years are as follows :—

Particulars.	No. of permits.			Amount of Fees collected including composition			
	1957-58.	1958-59.	1959-60.	1957-58.	1958-59.	1959-60.	
							Rs. nP.
1) Wall Posters, Hoardings and Boards.	606	431	436	27,072.65	15,816.61	20,978.15	
(2) Moveable Boards and Hand Carts....	41	13	30	1,465.00	686.00	1,585.50	
(3) Illuminated Advertisements and Sky-signs.	118	88	176	7,956.70	8,708.30	13,213.90	
(4) Non-illuminated sky-signs	...	194	151	9,198.47	6,259.33	11,906.11	
(5) Wall Paintings	
Total	959	683	889	45,692.82	31,470.24	47,683.66

HAWKERS

Licences under Sections 313 and 313A.

The total number of hawkers' and squatter's licences issued during the year under report was about 641 and the fees realised therefrom amounted to about Rs. 49,315.03 nP. and the removal charges recovered under Section 490 amounted to about Rs. 11,164.91 nP. These collection figures compared with those of the preceding two years are as under:—

Particulars.	No. of licences issued.			Amount of fees collected.		
	1957-58.	1958-59.	1959-60.	1957-58. Rs. nP.	1958-59. Rs. nP.	1959-60. Rs. nP.
(1) Squatter fees collected in Reserved Areas under Section 313.	2,222	1,750	2,035	34,393.75	33,299.94	36,164.46
(2) Fees received from itinerant hawkers licences under Section 313-A.	1,824	1,892	2,248	10,940.42	11,370.50	13,150.57
(3) Recovery of Expenses (under Section 490 for removal of encroachments under Section 314.).	2,764*	2,282*	3,472*	10,249.27	8,606.87	11,164.91
Total	6,810	5,924	7,755	55,583.44	53,277.31	60,479.94

* Items removed.

The system of introducing photofolders to the licensees was continued during the year under report to facilitate their identification.

The number of prosecutions for offences against provisions of Sections 394, 328, 328(A) and 412(A) launched during the year and the results thereof as compared with those of the preceding two years are as under

Year.	Offence under Section.	No. of cases pending in Court on 1-4-59.	Total No. of cases launched.	No. of cases withdrawn on compliance with law.	No. of cases resulted in conviction.	Amount of fines inflicted.	No. of cases resulted in acquittal.	No. of cases pending at the close of the year.
Rs.								
Licenceion Section								
1957-58	394	69	430	73	198	4,185	7	220 (including 26 on Dormant File).
1958-59	394	194	221	122	165	13,500	22	106 (including 34 on Dormant File).
1959-60	394	72	363	129	183	3,915	4	105 (including 14 on Dormant File)
Advertisement Section.								
1957-58	328	199	417	399	83	480	...	134 (including 83 on Dormant File).
	328A	4	2	5	1
1958-59	328	1	3	3	1 on Dormant File).
	328A	52	218	265	5	15
1959-60	328	...	18	14	1	50	1	2
	328A	...	79	63	1	15
Ghee and Butter								
1957-58	412A
1958-59	412A
1959-60	412A	...	4	3	1	15

The total revenue of the Licensing Section is about Rs. 3,12,621.87 nP. An amount of Rs. 4,703.33 nP. was recovered on account of Mount Mary Feast held during the year 1959.

SHOPS AND ESTABLISHMENTS SECTION

The total number of establishments registered under Section 7 of the Bombay Shops and Establishments Act, 1948, upto the close of the year was 14747.

Complaints.—During the year under report 160 complaints were received and 4 complaints were pending investigation at the beginning of the year. Out of these 158 complaints were disposed of, leaving 6 complaints pending at the end of the year.

Mass Raids.—91 Mass Raids were arranged during the year, out of which 59 were 'Day Raids' and 32 were 'Night Raids'. The raids were arranged with a view to check up the weekly closing days of Shops, etc.,

employment of young persons before and after the prescribed hours, and to detect in general breaches of the provisions of the Bombay Shops and Establishments Act and the Payment of Wages Act, in compact areas.

Visits and Re visits.—The number of visits and re-visits paid to the various establishments during the year was 15,051 as compared with 15,470 in the year 1958-59.

Prosecutions.—43 cases were pending at the beginning of the year and 649 new prosecutions (including 2 revived cases) were launched as against 513 (including 4 revived cases) in the preceding year. Out of these, 626 cases resulted in convictions. In two cases the accused were acquitted and 9 cases were kept on Dormant File. The number of cases pending at the end of the year was 55.

Fines.—The total amount of fines inflicted amounted to Rs. 16,680.00 as against Rs. 15,905.00 in the year 1958-59.

Government has sanctioned Rs. 15,905.00 by way of grant-in-aid for the year 1958-59.

Registration Fees.—Receipts from Registration fees amounted to Rs. 2,150.73 nP. as against Rs. 2,437.99 nP. in the previous year.

THEATRE TAX

The following rates of theatre tax were sanctioned by the Corporation for the year under report (*vide* their Resolution No. 1351 of 29th January 1959) if the theatre tax for the number of shows to be held in the particular month is paid in advance on or before the 5th of every month. Rates of Theatre Tax are as follows :—

Type of Entertainment.	Rate. of Tax.	Rate of Tax, if payment for a whole month is made within the first five days of the month.
	Rs.	Rs.
(1) Class I Cinema Theatre	... 10 per show.	9.40 per show.
(2) Class II Cinema Theatre	... 7 per shown.	6.60 per show.
(3) Drama, Conert, Variety Entertainment or Tamasha.	7 per show.	6.60 per show.
(4) Circus, Carnival or Fete	... 10 per day.	9.40 per day.
(5) Any other entertainment	... 7 per show or if there are no separate shows, Rs. 7 Rs. 7 per day.	6.60 per show or if there are no separate shows, Rs. 6. Rs. 6.60 per day.

There were 14 Class II theatres only in the Suburban Area and the receipt of Theatre Tax from them was mostly regular. The Theatre Tax was also collected from stray performances, etc. where admissions were on payment, whereas cinema shows, dramas, etc. were granted exemption when held in aid of charitable institutions. The total Theatre Tax collection amounted to Rs. 82,275.34 nP. and a further sum of Rs. 36,247.28 was held in deposit pending adjustment.

During the year under report, the Proprietor of Shri Laxmi Talkies (formerly Messrs Radheshyam Talkies) Vile Parle Paid an amount of Rs. 2,101.19 nP. in instalments of Rs. 200.00 p. m. as agreed to by way a compromise towards the settlement of arrears due from Messrs. Tiwari Bros. in respect of Radheshyam of Talkies.

So also the Proprietors of New Vyankatesh Talkies, Vile Parle paid Rs. 2,249.00 against the decreed mounts in Suit Files Nos. 401 of 1959 and 1195 of 1956.

PAYMENT OF WAGES ACT, 1936.

The provisions of this Act were made applicable from 1st April 1955 to establishments governed by the Bombay Shops and Establishments Act, 1948, by Notification No. 729/38 of 3rd March 1955. Staff consisting of one Junior Inspector and one Clerk appointed for the administration of this Act in the Suburbs was continued during the year under report. 82 complaints were received during the course of the year in addition to 7 pending at the end of the last year. Of these, 84 were disposed of mostly by bringing about compromises between the employers and the employees and the claims of the complainants were settled amicably. Only 4 cases remained pending at the case of the year.

N.J. ALVARES.
Asstt. Superintendent of Licences,
Shops and Establishments (Suburbs)

Assistant Superintendent Of Licences (Ext-Subs.)

Shri N. J. Alvares, Asstt. Superintendent of Licences (Suburbs) continued to look after the work of Licensing Department in the Extended Suburbs during the year under report.

LICENCE SECTIONS.

The total number of licences issued under Sections 394, 412A and permits under Sections 390 and 393 of the Bombay Municipal Corporation Act during the year under report was 1,020 and the fees realised therefrom amounted to Rs. 27,779.25. The particulars of licences and permits issued under the various sections are as follows :-

Particulars.	No. of licences and Permits.	Amount of fees realised.
		Rs.
(1) Commodities and Trades (Section 394)	969	24,490.00
(2) Blowing steam Whistles (Section 393)
(3) Milk Products Ghee, Butter (Section 412-A)	32	388.25
(4) Factories (Section 390)	19	2,812.50
(5) Transfer of licences under Sections 394 and 412-A	28	88.50
Total ...	1048	27,779.25

As far as the Eating Houses, Stables, Sweetmeat Shops Hair Dressing Saloons and other noisy trades such as metal cutting, metal casting etc., are concerned the licences have been granted to such trades.

ADVERTISEMENT SECTION.

The total number of permits for advertisement issued during the year under Sections 328 and 328-A was 124 and the revenue derived therefrom came to about Rs. 5,283.20. The particulars of the permits issued and the amount realised are as follows :-

Particulars.	No. of permits.	Amount of fees Collected.
		Rs.
(1) Wall Posters, Hoarding Boards	72	3,610.60
(2) Moveable Boards and Hand Carts	31	460.00
(3) Illuminated Advertisements Sky-Signs	6	310.00
(4) Non-Illuminated Sky-signs	15	902.60
(5) Wall Paintings
Total ...	124	5,283.20

HAWKERS

During the year under report a Reserved Area was created at Sardar Vallabhbai Patel Road, Mulund (West).

The total number of hawkers and squatters' licences issued during the year under report was 166 and the fees realised therefrom amounted to Rs. 4,690.36. During the year under report 667 removal actions were taken and the removal charges recovered under Section 490 amounted to Rs. 1,860.00. The particulars of the licences issued and the amount realised are as under :-

Particulars.	No. of licences.	Amount of fees Collected.
		Rs.
(1) Squatter fees collected in Reserved Area under Section 313.	71	1,916.76
(2) Fees received from itinerant hawkers	95	2,773.60
(3) Recovery of Expenses (under Section 490 for removal of encroachments under Section 314).	667*	1,860.00
Total ...	833	6,550.36

* (Number of removal actions).

This department has received a representation from the Stall-holders on account of revised stallage charges (Section 313 of the Bombay Municipal Corporation Act). The fees paid by the stall holders is being accepted in deposit and the same will be adjusted after receiving the sanction from the Standing Committee and the Corporation for the revised stallage charges.

SHOPS AND ESTABLISHMENTS.

The total number of Shops and Establishments etc., registered under the Act at the close of the year was 5,186.

Complaints.—During the year under report 160 complaints were received. These together with the 12 complaints pending at the close of the last year made a total of 172 complaints to be disposed of during the year under report. Out of these 169 complaints were disposed of leaving a balance of 3 complaints pending at the close of the year.

Mass Raids.—42 Mass Raids were arranged during the year to check up the weekly closing days of Shops etc., employment of young persons beyond prescribed hours and the opening and closing hours of Establishments.

Visits and Revisits.—The number of visits and revisits paid to the various Establishments was 8,014 till the end of the year under report.

Prosecutions.—During the year under report 388 prosecutions were launched. Out of these 332 resulted in conviction. In one case the person was acquitted. 11 cases were kept on dormant file. Thus 44 cases were pending at the close of the year.

Fines.—The total amount of fines inflicted amounted to Rs. 9,325.00.

Registration Fees.—The registration etc., fees received during the year under review amounted to Rs. 1,456.21.

PAYMENT OF WAGES ACT.

The provisions of the Payment of Wages Act, 1939 were made applicable from 1st April 1955 to establishments governed under the Bombay Shops and Establishments Act, 1948, by notification No. 729/48 of 3rd March 1955. Staff consisting of one Inspector and one Peon appointed for the administration of this Act in the Extended Suburbs was continued during the year under report. 28 Complaints were received during the course of the year. 27 of these were disposed of mostly by bringing about amicable settlements between the employers and employees through negotiations and one complaint was pending at the close of the year.

THEATRE TAX.

There were eight 2nd Class Theatres in the Extended Suburbs. Theatre Tax was collected at the rates sanctioned by Corporation under their Resolution No. 1542, dated the 31st January 1958. Efforts to collect the Municipal Revenue from this source yielded Rs. 55,933.40 nP.

N. J. ALVARES,
Assistant Superintendent of Licences
Shops and Establishments (Suburbs).

Year.	Offence under Section.	No. of cases pending in the Court on 1-4-59.	No. of cases launched during 1959-60.	No. of cases withdrawn on compliance with law.	No. of cases resulted in conviction.	Amount of fines collected. Rs. nP.	No. of cases resulted in acquittal.	No. of cases pending at the close of the year.
Licence Section.								
1959-60	394	8	186	20	156	2,404.00	...	18
Advertisement Section.								
1959-60	328	...	16	16

MUNICIPAL LIBRARY

(Suburbs and Extended Suburbs).

(1) **Supervision.**—Shri S W. Apte, M.A., Dip. Lib., held the office of the Chief Librarian, Municipal Free Reading Rooms and Libraries during the year 1959-60 except from 5th January 1960 to 31st March 1960 when he was on earned leave. During the period of his absence, Shri A. R. E. Sonde, the senior clerk from the department looked after his work.

(2) **Selection and Purchase of Books.**—For the use of different Municipal Libraries books in English and other local vernaculars on such subjects as General Knowledge, Philosophy, Religion, History, Short Stories etc., were purchased as shown in Statement 'A'.

(3) **Classification and Cataloguing.**—All the books purchased during the year were classified, accessioned, catalogued and circulated amongst the libraries.

(4) **Circulation of Books.**—Statement 'B' shows how the books purchased during the year under report were distributed to the Libraries.

(5) **Magazines and Newspapers.**—Popular leading Indian Dailies, Weeklies and Monthlies in English and the Regional languages were subscribed to at the total cost of Rs. 1,530 for the libraries in Suburbs and Rs. 520 for libraries in the Extended Suburbs.

(6) **Statement of Visitors etc.**—The number of visitors and other particulars are given in Statement 'C'.

(7) **New Libraries.**—No new library was opened during the year under report.

(8) **Income and Expenditure.**—The total income derived during the year under report by way of fine, cost of missing and non-returned books, etc., in the Suburbs was Rs. 163.91 as against Rs. 542 during the preceding year. The income derived during the year from the 2 libraries in Extended Suburbs was Rs. 116.67 as against Rs. 583 during the previous year. The sale of old newspapers could not be effected during the year under report and hence the wide gap between the two corresponding incomes.

The expenditure in running the 3 libraries in the Suburbs during the year under report was Rs. 10,295.05 as against Rs. 8,099 during the previous year while the expenditure on running the two libraries in Extended Suburbs during the year under report was Rs. 7,424.56 as against Rs. 6,590 during the preceding year.

(9) **Grant-in-Aid.**—The amount of Grant-in-aid received from the Government of Bombay for the Goregaon Municipal Library in Extended Suburbs was Rs. 1,160 during the year under report.

S. W. APTE,
Chief Librarian.

STATEMENT 'A'

Languages.	BOOKS PURCHASED FOR SUBURBS LIBRARIES				BOOKS PURCHASED FOR EXT. SUBURBS LIBRARIES.			
	1958-59		1959-60		1958-59		1959-60	
	Books No.	Cost	Books No.	Cost	Books No.	Cost.	Books No.	Cost.
		Rs.		Rs.		Rs.		
English
Gujrathi	212	567.59	161	479.98	129	375.01	115	344.10
Hindi	31	97.10	39	96.55	30	94.77	36	96.68
Marathi	131	287.27	154	386.62	182	390.25	81	292.39
Sindhi	27	41.57
Urdu
Total	374	951.96	354	963.15	341	860.05	259	774.74

STATEMENT 'B'

Library at	Books							Total
	English	Gujarati	Hindi	Marathi	Sindhi	Urdu		
Libraries in Suburbs:								
(1) Kurla
(2) Ghatkopar	...	88	22	75	185
(3) Vile-Parle	...	73	17	79	169
Total	...	161	39	154	354
Libraries in Extended Suburbs:								
(4) Goregaon	...	64	15	37	116
(5) Borivli	...	51	21	44	27	143
Total	...	115	36	81	27	259

STATEMENT 'C'

Statement showing number of visitors and other particulars showing the progress of different libraries in 1959-60.

Libraries at	Number of Visitors	Books issued		New Depositors.	Refund passed.	Periodicals subscribed to			Income Appr.	Expr appr.
		on Deposit	on Spot			Dai lies.	Week lies.	Month lies.		
Municipal Libraries in Suburbs:										
(15) Kurla	54,301	13	6	9	...	3,567.64
(6) Ghat-Koper	28,784	7,905	528	74	45	9	5	15	99.59	2,321.36
(17) Vile-Parle	17,353	6,897	123	108	56	8	8	9	64.32	4,406.05
Total 5-960...	92,438	14,802	651	182	101	163.91	10,295.05
58-59...	87,730	13,319	1,172	181	133	542.09	8,099.00
57-58...	91,845	12,507	1,398	190	150	483.76	6,546.12
56-57...	89,022	13,831	1,522	292	192	568.49	6,103.87
55-56...	83,107	11,705	1,622	589	204	383.98	4,674.14
Municipal Libraries in Ext. Suburbs:										
(18) Core-gaon	...	12,194	...	312	42	93.38	3,791.42
(19) Borivli...	16,976	3,077	589	71	17	7	10	6	23.29	3,633.14
Total 59-60...	16,976	15,271	589	383	59	116.67	7,424.56
58-59...	8,431	2,362	340	177	17	583.33	6,590.00

MARKET DEPARTMENT (SUBURBS)

Shri V. G. Sukhatankar, B.A., was in charge of the office upto 25th May 1959. Thereafter Dr. B. M. Phatarphod, G.B.V.G., was in charge of the office from 2nd November 1959 to the remaining period of the year. In between Dr. Victor Periyar, G.B.V.G., Superintendent of Markets, managed the work of the office.

The total receipts of the department amounted to Rs. 6,09,190.95 nP. as against Rs. 7,01,099.85 nP. during the previous year showing a decrease of Rs. 73,262.10 nP.

There were 16 Municipal and two Private Markets. The particulars of each Municipal Market with regard to the No. of stalls, revenue and expenditure, etc., as compared with those of the previous year are given in Appendix 'A'.

Licences of the two Private Markets, Bharucha Private Market at Vile Parle and Asgaralli Private Market at Kurla, have been recovered for the year under report.

The number of Municipal Slaughter Houses functioning during the year was five. The total number of animals slaughtered, fees recovered from each Slaughter House is shown in Appendix 'B'.

The total number of animals brought for slaughter at different Slaughter Houses in Suburbs and the number of animals rejected as unfit on ante-mortem and post-mortem examinations as compared with those of the previous year are as follows:—

Year.	Animals brought for slaughter at different Slaughter Houses.			Animals rejected as unfit on ante-mortem examination.		
	Buffaloes.	Cows and bullocks.	Sheep and goats.	Buffaloes.	Cows and bullocks.	Sheep and goats.
1959-60	5,104	749	93,059	192	97	1,285
1958-59	4,849	641	78,717	36	47	1,280

The principal causes of ante-mortem rejection were cysticercum bovis, sheep-pex, foot and mouth diseases, emancipation and pregnancy and those of post-mortem condemnation were liver flukes, abscesses and bruises.

The approximate weight of dressed meat of buffaloes, cows and bullocks was 1141½ tons and that of sheep and goats was 1022½ tons.

The total meat destroyed at Kurla Slaughter House was 2.92 tons during the post-mortem examination.

The following improvements were made in the Municipal Markets during the year under report:—

- (1) The open space in the vegetable section in the Bandra Town Market was paved to accommodate more squatters.
- (2) A chowky was constructed for Inspectors at Pali Market, Bandra.
- (3) Major repairs were carried out to the Bangdiwalla Chowki at Khar.
- (4) A new shed was constructed for vegetable squatters at Vile Parle Market.
- (5) A new refuse shed was constructed at Andheri Market.
- (6) The open space in the fish section at Andheri Market was paved and the roof was extended over it.
- (7) Hooks for hanging carcasses were provided at Chembur and Ghakopar Slaughter Houses.
- (8) A new chowki was provided at Koli Kalyan Market, Santacruz.
- (9) The open space near cattle shed at Kasaiwada, Kurla was paved.
- (10) A new chowki was provided for Government Veterinary Inspector at Kurla Slaughter House.

All the markets and Slaughter Houses were regularly inspected and strict supervision was exercised with regard to sanitation of the place and wholesomeness of the articles of food offered for sale. The unwholesome articles of food such as fish, fruits, vegetables, etc., in different markets and slaughter houses weighing 25,091 lbs were destroyed during the year. The total meat destroyed was 9,197 lbs. as against 8,935 lbs. during the previous year.

In all 159 raids were carried out for detecting unauthorized slaughter and sale of animals in Suburbs. In all 117 cases were filed and out of them 115 cases were resulted in conviction, one resulted in acquittal and one was pending decision. The total amount of fines inflicted was Rs. 4,251. The total amount realised in auction sale of confiscated animals and sale of skins was Rs. 2,657.48 nP. The total meat seized and destroyed in the raids was 23,096 lbs.

The amount realized during the year under report under different items of revenue has been shown in Appendix 'C'.

B. M. PHATARPHOD,
Ag. Asstt. Superintendent of Markets (Subs.)

APPENDIX 'A'

Statement showing the number of Stalls at each of the Municipal Markets and receipts and expenditure etc., during the year 1959-60.

Name of the Market	Total No. of stalls		Stallage charges		Squatter, Licence fees etc.		Total Receipts		Total expenditure		Net Receipts 1959-60		Net Receipts 1958-59		Increase or decrease in the net receipts over the previous year.		
	1959-60	1958-59	Rs.	nP.	Rs.	nP.	Rs.	nP.	Rs.	nP.	Rs.	nP.	Rs.	nP.	Rs.	nP.	
Town Market, Bandra	71	71	13,155	25	16,709	49	29,864	74	20,455	07	9,985	67	11,060	82	-	1,075	15
Pork Market	3	3	576	00	576	00
Pali Market	17	17	2,472	00	7,228	13	9,700	13	8,924	71	775	42	329	39	+	446	03
Khar Market	151	151	84,566	01	11,727	55	96,293	56	47,641	56	48,652	00	64,906	71	-	16,254	71
Koli-Kalyan Market	6	6	1,698	32	2,988	86	4,687	18	7,963	13	1,665	62	1,065	19	+	600	43
Vokala Market	4,941	57	4,941	57
Santa-Cruz Market	26	12	3,251	74	21,458	01	24,709	75	14,483	09	10,226	68	10,798	68	-	572	02
Vile-Parle Market	77	77	26,271	98	4,555	41	30,827	39	15,743	16	15,084	23	17,894	54	+	2,810	30
Andheri Market	197	202	60,943	73	46,941	61	1,07,885	34	50,920	59	56,964	75	78,793	50	-	21,828	75
Bazar Ward Market	2	2	599	00	1,650	92	2,249	92
Takia Market	48	48	7,217	78	2,511	81	9,729	59	13,789	11	5,538	43	7,456	97	-	1,918	54
Bridge Market	54	54	3,445	20	3,902	83	7,348	03
Ghatkopar Vegetable Market	46	46	8,705	61	6,205	55	14,911	16	13,857	63	4,820	00	6,772	27	-	1,952	27
Chiragnagar Mutton Market	10	10	2,800	70	965	77	3,766	47
Chembur, Market	72	72	15,632	64	4,581	06	20,213	70	13,927	62	6,286	08	13,652	34	-	7,366	26
Marol Market	9,016	74	9,016	74	2,272	81	6,743	93	9,284	35	-	2,540	42
Total	780	771	2,31,335	96	1,45,385	31	3,76,721	27	2,09,978	48	1,66,742	79	2,22,014	76	+	55,271	97

* Income derived from the Slaughter Houses attached to the respective Markets has been included.

B. M. PHATARPHOD,

Ag. Asstt. Superintendent of Markets (Suburbs).

APPENDIX 'B'

Statement showing the number of animals slaughtered and the amount of Slaughter Fee levied thereon, during the year 1959-60.

Description of animals slaughtered and place of Slaughter.	April.	May.	June.	July.	August	Sept.	October	Nov.	Dec.	January	February	March.	Total No. of Animals.	Total amount of slaughter fees.		Remarks.
														Rs.	Pn.	
Buffaloes slaughtered at Kasaiwada, Kurla ...	394	416	397	408	414	408	404	400	406	412	385	408	4,852	72,780	00	
Cows and Bullocks slaughtered at Kassiwada, Kurla ...	47	53	51	48	51	51	50	47	52	53	49	53	605	907	50	
Cows and Bullocks slaughtered for religious purposes at Kasaiwada, Kurla	48	48	72	00	
Sheep and Goats slaughtered at Goat Slaughter house, Takia Ward, Kurla ...	2,424	2,714	2,661	3,001	26,247	2,498	2,870	3,416	3,582	3,644	3,153	3,691	36,278	799	05*	* Rs. 606.00 + 193.05
Sheep and Goats slaughtered at Chatkopar (Chiragnagar) Slaughter House ...	724	925	838	705	644	550	760	793	864	905	852	959	9,519	181	00	
Sheep and Goats slaughtered at Chembur Slaughter House ...	1,440	2,585	2,536	2,566	2,447	2,329	2,308	2,330	2,388	2,521	2,137	2,528	28,115	418	85†	† Rs. 377.25 41.60
Sheep and Goats slaughtered at Andheri Slaughter House	1,710	1,827	1,463	1,662	1,750	1,464	1,689	1,739	1,795	1,949	1,756	2,059	20,863	530	85‡	‡ Rs. 427.50 103.35
Pigs slaughtered at Pork Market, Bandra ...	31	42	37	37	44	57	35	43	74	45	36	34	515	643	75	
Pigs slaughtered at Vakola ...	2	2	4	5	5	6	6	5	4	4	43	53	75	
Pigs slaughtered at Santa Cruz	
Pigs slaughtered at Bandra ...	60	58	43	39	20	338	55	47	225	47	78	10	1,020	1,275	00	
Goats slaughtered for private purposes ...	2	2	1	8	13	13	55	
Early slaughtering of goats at Kurla	940	00	
Refund of slaughter fee from Budget 'A'	
Total ...														78,615	30	

* Recovered Rs 606/- for 2424 sheep and goats at Rs. 0.25 per goat and Rs. 193.05 for 297 sheep and goats at Rs. 0.65 per goat.
 † Recovered Rs. 181 - for 724 sheep and goats at Rs. 0.25 per goat.
 ‡ Recovered R . 427.50 for 1710 sheep and goats at Rs. 0.25 per goat and 103.35 for 159 sheep and goats at Rs. 0.65 per goat.
 § Recovered Rs. 377.25 for 1509 sheep and goats at Rs. 0.25 per goat and Rs. 41.60 for 104 sheep and goats at Rs. 0.40 per goat.

B. M. PHATARPHOD,
Ag. Asst. Superintendent of Markets (Subs.)

APPENDIX 'C'

Statement showing the receipts under different items during the year 1959-60.

S.No.	Particulars.	1959-60		1958-59	
		Rs.	Rs.	Rs.	Rs.
1.	Stallages charges	...	2,36,967.95	...	2,20,025.70
2.	Squatters Fees	...	1,45,385.31	...	1,45,341.17
3.	Slaughter Fees	...	78,615.30	...	2,34,915.24
4.	Miscellaneous receipts:—				
	(i) Removal of carcasses	19,477.49	19,854.10	...	13,945.80
	(ii) Blood (Sale)	Nil	4,701.00
	(iii) Miscellaneous receipts	376.61	22,535.46
5.	Rent of Buildings and Land:				
	(i) Ground Rent	640.00	808.00	...	640.00
	(ii) Chawl rent	168.00	168.00
6.	Share of enhanced entrance fees	...	1,10,621.54	...	43,760.73
7.	Licence fees—				
	(i) Stall Holders	1,996.00	1,482.00
	(ii) Private Markets	4,327.00	10.00
	(iii) Outside meat shops	8,418.75	9,028.75
	(iv) Kamatrees and others	754.00	16,938.75	...	492.00
	(v) Butchers in Private Markets	870.00	264.00
	(vi) Nokarnama	173.00	3,303.00
	(vii) Firms selling Bacon, Ham, sausages etc.	400.00	Nil	...	187.00
				...	300.00
	Total	Rs. ...	6,09,190.95	Rs. ...	7,01,099.85

B. M. PHATARPHOD
 Ag. Asstt. Superintendent of Markets (Suburbs).

MARKETS DEPARTMENT (Extended Suburbs)

Administration Report 1959-60.

Shri V. G. Sukhtankar, B.A., was in charge of the Market Department of the Extended Suburbs upto 25th May 1959 and Shri Dr. B. M. Phatarphod, G.B.V.C. was in charge since 2nd November 1959 during the year. In between period, the Department was managed by the Superintendent of Markets, Shri Victor Periyar.

There were 9 Municipal markets out of which 4 were open air markets. There were 8 private markets during the year. The list of Municipal and Private markets with their locations is given in Appendix 'A'.

The slaughtering of animals (sheep and goats) was done at the slaughtering chambers attached to Borivli, Kandivli and Mulund Municipal markets and at private markets at Goregaon and Malad. In all 15,304 sheep and goats were slaughtered at the Municipal slaughtering chambers during the year.

The total number of animals brought for slaughter at these slaughtering chambers during the year was 15,702, out of which 321 sheep and goats were rejected on ante-mortem examination and 77 are kept for slaughter during the following year. The main causes of rejection were pregnancy, emaciation and ill-health.

The approximate weight of dressed meat was 170 tons.

The total receipts of the Department amounted to Rs. 92,662.94 during the year under report, as against Rs. 1,01,273.37 nP. in the previous year. The decrease of Rs. 8,610.43 nP. is due to share of slaughter fee amounting to Rs. 19,504.30 for the animals removed from Bandra Slaughter Houses for slaughter in the Extended Suburbs, during the year not being taken into account, the same being realised in the next year. The Appendix 'B' gives the amounts realised under different items of revenue during the year under report and the previous year.

The following works were carried out during the year:—

- (1) Repairs with rewiring to the Post Office in Goregaon Open Air Market were carried out.
- (2) Electric lights to Mulund Vegetable Market were provided.
- (3) Electrification of Kandivli Municipal Market was done.
- (4) Rewiring and remodelling of lighting installation at Borivli Market was carried out.

All the markets and slaughtering chambers were regularly inspected and careful supervision exercised over the stalls with regard to the quality of food stuff exposed for sale thereat. During the year 46½ lbs. of Mutton, 1,317 lbs. Fish, 30 lbs. fruit and 631 lbs. Vegetable were destroyed on inspection in the markets.

In all 30 raids were carried out for detecting unauthorized slaughter and sale of animals in the Extended Suburbs during the year. Out of them 13 cases resulted in conviction and in the remaining cases animals seized were either sold in auction or released on receiving penalty. The total fines inflicted were Rs. 220 and the amount realised by auction sale of confiscated animals and skins was Rs. 338.25 nP. and by way of penalty Rs. 310 during the year.

Besides, 318 lbs. Meat (37 lbs. Mutton and 281 lbs. beef) and 93 lbs. pork was destroyed as unwholesome during the above raids.

B. M. PHATARPHOD
Ag. Asstt. Superintendent of Markets (Extended Suburbs).

APPENDIX 'A'

(a) Municipal Markets.

Ward.	Name of the Market.	Location.
P	(1) Goregaon Municipal Open Air Market	.. Panchayat Road, Goregaon.
	(2) Somwari Municipal Weekly Open Air Market	.. Near Shankar Temple, Laxman Nanubhai Road, Malad.
R	(3) Kandivli Municipal Market	.. Mahatma Gandhi Road, Kandivli Village, West.
	(4) Akurli Road Municipal Market	.. Akurli Road, Kandivli, East.
	(5) Borivli Municipal Market	.. Corner of Ghodbunder Road, and Mandepshwar Road, near Borivli Railway Station.
	(6) Carter Road Open Air Market	.. Carter Road, Borivli.
	(7) Gorai Road Open Air Market	.. Gorai Road, Borivli.
T	(8) Fish and Mutton Market, Mulund (East)	.. Near Mulund Railway Station, East.
	(9) Fruit and Vegetable Market, Mulund (West)	.. Corner of Ramratan Trivedi Road and Lalwani Road, Mulund, West;

(b) Private Markets.

P	(1) Allauddin Private Market	.. Aarey Road, Goregaon, East.
	(2) Central Private Market	.. Do.
	(3) Aarey Colony Market	.. Aarey Colony, Goregaon.
	(4) Ganpat Jiwaji Trust Private Market (Mahant Private Market).	.. Gaothan Road, Malad.
	(5) Gupta Private Market	.. Junction of Anant Road and Station Road, Malad, Near Malad Station.
	(6) D'Souza Private Market	.. Vallabhbhai Tank Road, Malad.
R	(7) Mody Vegetable Private Market	.. Narayandas Joshi Road (Station Road), Kandivli.
	(8) Poisar Weekly Private Market	.. In the compound of Poisar Church, Kandivli, Poisar.

B. M. PHATARPHOD,
Ag. Asstt. Superintendent of Markets,
(Extended Suburbs).

APPENDIX 'B'

Statement showing the receipts under different items during the years 1958-59 and 1959-60.

Serial No.	Particulars.	Amount received during 1958-59.	Amount received during 1959-60.
1	Stallage charges	.. 25,228.71	28,006.42
2	Squatter fees	.. 53,570.79	62,511.60
3	Slaughter fees	.. 20,624.00	231.75*
4	Miscellaneous Receipts	.. 1,681.87	879.17
5	Licence fees	.. 168.00	1,034.00
		<u>1,01,273.37</u>	<u>92,662.94</u>

* Less due to share of Rs. 19,504.30 of animals removed for slaughter in the extended Suburbs from Bandra Slaughter Houses not included as the same is realised during the next financial year.

B. M. PHATARPHOD,
Ag. Asstt. Superintendent of Markets
(Extended Suburbs).

EDUCATION DEPARTMENT (SUBURBS)

Smt. Kapila T. Khandvala, B.A., B.T. (Bom.), M.A. (U.S.A.), Education Officer of the Corporation and the respective Superintendents and Inspecting Officers of the Education Department supervised the working of the Suburban Schools.

On 31st March 1959 there were 136 schools and 30 classes in the Suburbs. Four schools and fifteen classes were opened and a class was converted into a school during the year. Thus on 31st March 1960, there were 148 schools and 37 classes in the Suburbs (*Vide*, Appendix No. I).

The total number of upper primary and lower primary schools and classes during the year was 71 and 114 respectively.

The total number of pupils as on 31st March 1960 stood at 68,159 against 59,023 in the previous year, showing an increase of 9,136. The highest number on roll was 73,671 at the end of July 1959. The average attendance of pupils throughout the year was 58,776. A statement showing comparative figures of Municipal Suburban Schools and pupils therein at the end of March 1959 and 1960 is given in the Appendix No. I.

At the end of the year, there were 1,740 ordinary teachers imparting education to 68,159 pupils as against 1,555 teachers to 59,023 pupils during the previous year. Out of 1,740 ordinary teachers 1,452 (*i.e.*, 82.3 per cent.) were trained as against 1,320 out of 1,555 during the previous year. A statement showing the number of trained untrained, permanent and non-permanent teachers on the different Sides is given in Appendix No. II.

The syllabus of studies was divided month by month for the guidance of teachers and for gradual completion of studies in time as per schedule. Teachers' Diaries, Progress Cards and Progress Registers were maintained in all the schools. Monthly tests of Stds. IV to VII and weekly tests of Stds. I to III were taken as usual. Pupils of Stds. I to III were promoted to higher standards at the end of the year on the basis of results of weekly tests held during the whole academic year. Written annual examinations of pupils of Stds. IV to VII were held along with the examinations of City Schools.

Test-books for schools continued to be the same as in the last year.

The number of Municipal-owned school buildings in the Suburbs was 45 as against 41 in the previous year. 4 new school buildings at Kurla, Ghatkopar, Kalina and Santacruz were built.

There were 71 Aided Schools at the end of the year with 700 teachers (591 ordinary and 109 Special teachers) imparting education to 23,609 pupils. The total amount of assessed grant in Suburban Schools came to Rs. 3,07,203. As the provision in Budget fell short of the amount assessed, cuts were applied on the basis of income and expenditure.

Besides the Aided Schools, there were 10 schools in Suburbs which were recognised but which did not receive any aid from the Corporation. There were 66 teachers in these schools imparting education to 1,769 pupils.

The work of enforcement of compulsion was being looked after by the Assistant Special Attendance Officer with the help of Superintendent of Municipal Schools and their subordinate supervising officers. A census of non-attending children of school-going age will be taken up in the year 1960-61.

Government syllabus in Physical Education for schools in the State was followed in Municipal Schools with suitable modifications. Sport competitions of pupils in Suburban Schools were held at six centres and prizes were given to the winners. One Mass Drill Display was held at Vile Parle wherein about 900 pupils took part. The usual activities of Scouts and Guides were carried out during the year. The National Discipline Scheme Centre at Bandra was removed to Parel due to lack of open space available.

The details regarding income, expenditure, average cost per pupil is given in the main report of the Department.

As usual Sharad Utsav was celebrated at 2 Centres out of which at one centre cultural programme was arranged while at the other an educational exhibition was set up. The School Health Service under the Dy. Executive Health Officer (Suburbs) for the benefit of pupils in Suburbs continued to operate well. Certified undernourished children were continued to be given 6 oz. pasteurised toned milk, along with snacks. During the Summer Vacation, Vacation Libraries at 11 centres were started for the benefit of children not going out of Bombay. 16,417 children took the benefit of these Libraries.

Various other activities such as celebration of Independence and Republic Days, excursions to places of historical importance were conducted during the year under report, details of which are given in the main report of the Department.

U. KARNIK,
Education Officer.

APPENDIX No. I.

Municipal Schools and Pupils (Suburbs).

Class of Schools.	No. as on 31st March 1959.			No. on 31st March 1960.				
	Schools.	Classes	Pupils.	Schools.	Classes	Pupils.		
Marathi	56	+	6	23,602	60	+	4	38,434
Gujarati	33	+	4	12,123	34	+	4	13,747
Urdu	24	+	5	6,182	26	+	7	7,519
Hindi	18	+	2	4,740	20	+	2	5,306
Tamil	2	+	3	458	2	+	5	632
Malayalam	..		2	81			2	92
Telugu	...		1	81			3	194
Kannada	...		6	416	2	+	8	664
Sindhi	3	+	1	1,340	4	+	2	1,571
Total	136	+	30	59,023	148	+	37	68,159

APPENDIX No. II.

Statement showing the Number of Trained, Untrained, Permanent and Non-Permanent Ordinary Teachers in Municipal Schools, 1959-60.

Class of Schools.	TRAINED.		UNTRAINED.		TOTAL.		Grand Total.
	Per- manent.	Non- permanent	Per- manent.	Non- permanent	Per- manent	Non- permanent	
Marathi	587	265	54	1	641	266	907
Gujarati	220	71	72	3	292	74	366
Urdu	94	14	64	52	158	66	224
Hindi	92	33	27	3	119	36	155
Tamil	12	4	12	4	16
Malayalam	..	1	2	..	2	1	3
Telugu	5	5	..	5
Kannada	10	10	1	1	11	11	22
Sindhi	33	1	6	2	39	3	42
Total	1,053	399	226	62	1,279	461	1,740

EDUCATION DEPARTMENT (Extended Suburbs.)

Smt. Kapila T. Khandvala, B.A., B.T. (Bom.), M.A. (U.S.A.), Education Officer of the Corporation and the respective Superintendents and Inspecting Officers of the Education Department supervised the working of the Extended Suburban Municipal Schools.

1. Supervision.

On 31st March 1959, there were 49 schools and 15 classes in the Extended Suburbs. Four new classes were opened, two classes were converted into schools and nine schools were converted into classes. Thus, on 31st March 1960, there were 42 schools and 26 classes, *vide* Appendix No. I. The total number of upper primary and lower primary schools and classes during the year under report was 32 and 36 respectively.

The total number of pupils on 31st March 1960 stood at 18,844 as against 16,863 of the previous year, showing an increase of 1,981. The highest number on rolls in the Extended Suburbs was 20,309 at the end of July 1959. The average attendance of pupils throughout the year was 15,554. A statement showing comparative figures of Municipal Extended Suburban Schools and pupils therein at the end of March 1959 and 1960 is given in the Appendix No. I.

At the end of the year under report, there were 500 ordinary teachers imparting education to 18,844 pupils as against 442 teachers to 16,863 pupils in the last year. Out of these 500 teachers, 386 (*i.e.*, 77.3 per cent.) were trained as against 302 out of 442 (*i.e.*, 68.3 per cent.) during the preceding year. A statement showing the number of trained, untrained, permanent and non-permanent teachers on the different Sides is given in the Appendix No. II.

The syllabus of studies was divided month by month for the guidance of teachers for gradual completion of studies in time as per schedule. Teachers' Diaries, Progress Cards and Progress Registers were maintained in all Schools. Monthly tests of pupils of Stds. IV to VII and weekly tests of I to III standards were taken during the year. Pupils of Stds. I to III were promoted to higher standards at the end of the year on the basis of results of weekly tests held during the whole academic year. Written Annual Examinations were held along with the examinations of pupils of City and Suburbs.

The number of Municipal School buildings in the Extended Suburbs was 26, with the addition of one new building constructed at Mulund.

There were 43 Aided Schools at the end of the year with 381 (353 ordinary and 28 special teachers) teachers imparting education to 11,484 pupils. The total amount of assessed grant in case of Extended Suburbs came to Rs. 1,41,494. Cuts were applied to the assessed grants and actual amount to be paid to the schools came to Rs. 53,265 for Extended Suburbs. As the grant provided for Extended Suburbs in the Budget fell short by Rs. 3,265 the deficit was proposed to be met from the savings from City-Suburban Section.

Besides the Aided Schools, there were 8 schools which were recognised but which did not receive grant from the Corporation. There were 43 teachers in these schools, imparting education to 973 pupils.

Government syllabus in Physical Education was followed in the schools with suitable modifications. Sports Competitions of pupils were held at three centres and prizes were given to the winners. A Mass Drill Display was held at Malad wherein about 800 children took part. The activities of Boy Scouts and Girl Guides were carried out as usual during the year.

The details regarding the income and expenditure, cost per pupils, etc., are included in the main report of the Department.

Various activities such as celebration of Independence Day, Republic Day, Excursions etc., were conducted as usual. Sharad Utsav was celebrated at two centres. Vacation Libraries at 8 centres were conducted in the Summer Vacation for the benefit of children not going out of Bombay. About 7,879 pupils took the benefit of the Libraries. Elocution Competitions for the pupils in Schools in 'P' Ward (Borivali) of all Sides were held and first three winners were given cash prizes.

U. KARNIK,
Education Officer.

APPENDIX No. I.

Municipal Schools and Pupils (Extended Suburbs).

Class of Schools.	No. as on 31st March 1959.			No. as on 31st March 1960.		
	Schools.	Classes	Pupils.	Schools	Classes.	Pupils.
Marathi	31	+ 5	9,334	22	+ 15	10,438
Gujarati	10	+ 1	4,922	12		5,396
Urdu		+ 4	336		+ 4	429
Hindi	4	+ 1	1,136	4	+ 1	1,232
Tamil	1	+ 1	253	1	+ 3	375
Malayalam			33		+ 1	39
Kannada		+ 1	42		+ 1	53
Sindhi	3	+ 1	813	3	+ 1	882
Total	49	+ 15	16,863	42	+ 26	18,844

APPENDIX No. II.

Statement showing the Number of Trained, Untrained, Permanent and Non-Permanent Ordinary Teachers in Extended Suburban Schools, 1959-60.

Class of Schools.	TRAINED.		UNTRAINED.		TOTAL.		Grand Total.
	Per- manent.	Non- permanent	Per- manent.	Non- permanent	Per- manent.	Non- permanent	
Marathi	148	79	30	2	178	81	259
Gujarati	44	61	48	1	92	62	154
Urdu	4	2	3	2	7	4	11
Hindi	11	10	18	1	29	11	40
Tamil	5	4		2	5	6	11
Kannada		1				1	1
Malayalam		1				1	1
Sindhi	13	3	5	2	18	5	23
Total	225	161	104	10	329	171	500

GARDENS DEPARTMENT (Suburbs.)

1. Shri G. S. Hegde, held the post of Superintendent of Gardens (Suburbs) during the year.
2. 16 Gardens have been provided in the Suburbs. The gardens at Gandhi Maidan Chembur, Chunabhatti Kurla, and Perry Road, Perry Cross Road, Bandra, were provided with open bandstands flower beds pathways, and 200 shady trees have been added to the existing 16 sites during the year.
 - (3) 1,900 trees were planted in different gardens and on roads in the Suburbs.
4. During the year under report, music programmes were arranged as under :—

(i) Jhu Park	...	6
(ii) Garden at Bandra Lands end	...	11
(iii) Madhu Park Khar	...	5
(iv) Garden at 10th Road Chembur.	...	4
5. The new works included in the budget estimates for 1959-60 were also carried out in the Suburban Gardens at a total cost of Rs. 46084.
6. Children's play apparata were provided at Gymkhana Garden, Santacruz, Perry Road, Perry Cross Road, Bandra.
7. Complaints regarding cutting the trees and pruning the branches received from the public were promptly attended to during the year under report. The trees planted in six Government Housing Colonies were maintained by this department.
8. The total expenditure on the gardens in the Suburbs during the year 1959-60 was Rs. 147179.

G. S. HEGDE,
Superintendent, Municipal Gardens.

GARDENS DEPARTMENT (Extended Suburbs.)

1. Shri G. S. Hegde, held the post of Superintendent of Gardens (Extended Suburbs) during the year.
2. 7 sites are in charge of this department. The following 3 sites have been renovated and provided with lawn, flower beds, etc. :—
 - (i) Vijay Nagar Housing Society Garden, Mulund.
 - (ii) Malad Circle Garden near Podar Estate, Malad.
 - (iii) Vallabhbai Patel Road Garden, Kandivli.
3. Electric lights have been provided at two sites. The lights are maintained by Thana Electric Supply Co.
4. 6 Special Band Programmes were arranged at Lala Tulsiram Park, Mulund. The recorded music which has been discontinued, will be restarted during the next year as soon as the lorry to carry the music apparatus is purchased.
5. The total expenditure on the gardens in the Extended Suburbs during the year 1959-60 was Rs. 58,781.

G. S. HEGDE,
Superintendent, Municipal Gardens.

PUBLIC RELATIONS DEPARTMENT (Suburbs & Extended Suburbs)

This Department dealt with 2,969 complaints during the year, received from the public regarding Buildings, Sanitation, Water Supply, Encroachments, Markets, Gardens, etc. The Assistant Public Relations Officers also detected many defects during their daily rounds in private buildings and in various Municipal Services such as accumulation of refuse, shortage of water supply, wastage of water, repairs to roads, chokes in drains, etc. After personal visits wherever required by the Assistant Public Relations Officers to the places complained of by the public, extracts of the complaints were sent to the concerned departments for necessary action and report. The complaints were also followed up carefully to see that the grievances of the public were satisfactorily redressed within a reasonable time. Cases of inordinate and avoidable delays were brought to the notice of the Municipal Commissioner and Heads of Departments with a view to redressing the grievances of the complainants expeditiously. The defects noticed by the Assistant Public Relations Officers on their daily rounds were referred to the concerned departments and were pursued till they were rectified by the departments. During the year, 1,503 cases were complied with.

Particulars of complaints received and complied with under various heads during the year were as under:—

Heads.	No. of complaints received.	No. of cases com- plied with.
(1) Building ...	639	358
(2) Road ...	234	9
(3) Sanitation ...	522	231
(4) Water Supply ...	405	188
(5) Drainage ...	275	134
(6) Conservancy ...	266	105
(7) Miscellaneous ...	628	478
	2969	1503

Statement of complaints received in the office during the year 1959-60.

Description.	Building repairs.	Road repairs.	Sanitation	Water supply.	Drainage.	Conser- vancy.	Miscel- laneous..	Total.
Defects noticed by A.P.R.O's.	86	35	67	41	84	42	66	421
Complaints received from the public.	553	199	455	364	191	224	652	2548
Total ...	639	234	522	405	275	266	628	2969

Statement of complied cases during the year 1959-60.

358	9	231	188	134	105	478	1503
-----	---	-----	-----	-----	-----	-----	------

PART—II

CONTENTS

(SUBURBS)

	PAGE.
(1) Summary of the vital statistics	1
(2) Review of the year	1
(3) Vital statistics	1
(4) Control of communicable diseases	2
(5) Sanitary conditions in the merged areas	3
(6) Licensable Trades	3
(7) Laboratory work	3-4
(8) Health Publicity and Propaganda	4
(9) Insecticide Services	4
(10) Vaccination	5
(11) Supply of Milk to the undernourished children attending Municipal Schools in the Suburbs	6
(a) Milk Feed on Sundays	6
(12) Medical Relief	7
Hospitals (Table 47)	38
Maternity Services (Table 48)	39
Dispensaries	9
(13) General Review	7
(14) Tables Nos. 1 to 50 relating to the vital statistics, sanitation and Medical Relief	8-41
(15) Maternity and Child Welfare Services	2

PART—II
Summary of the Vital Statistics
FOR THE YEAR 1959

(1) Area of Suburbs	..	67.81 sq. miles (43,398.40 acres)
(2) Density of Population per acre	..	17.2
(3) Population	} Census 1951 } Mid-year estimated for 1959	.. 5,10,250
		.. 7,96,000
(4) Total live births registered	..	27,876
(5) Birth rate per 1,000 of population	} Census 1951 } Mid-year estimated for 1959	.. 54.6
		.. 35.04
(6) Total deaths registered	..	6,705
(7) Death rate per 1,000 of population	} Census 1951 } Mid-year estimated for 1959	.. 13.1
		.. 8.42
(8) Total deaths among infants (under 1 year)	..	1,986
(9) Infant deaths per 1,000 live births	..	71.2
(10) Maternal Deaths	..	23
(11) Maternal Death Rate per 1,000 of births (including still births) 28,687	..	0.8
(12) Maternal Death Rate per 1,000 of live births 27,876	..	0.8
(13) Still Births	..	892
(14) Plague Deaths	..	Nil.
(15) Cholera Deaths	..	Nil.
(16) Small-pox—		
(a) Deaths	..	20
(b) Death rate (per 1,000 of population)	..	0.04
(17) Influenza		
(a) Deaths	..	2
(b) Death rate (per 1,000 of population)	..	0.00
(18) Tuberculosis—		
(a) Deaths	..	400
(b) Death rate (per 1,000 of population)	..	0.78

Annual Report of the Deputy Executive Health Officer Suburbs For 1959.

Preliminary.—Dr. R. B. Fondekar, M.B.B.S., B.Hy., Deputy Executive Health Officer and Dr. D. V. Parulekar, M.B.B.S., D.P.H., M.P.H. (U.S.A.), acting Deputy Executive Health Officer, were in charge of the Health services in the Suburbs from 1st January 1959 to 3rd October 1959 and from 5th October 1959 to 31st December 1959 respectively.

Review of the year.—The entire Suburban merged area is divided into 5 Wards which are sub-divided into 30 sections each of which is in the charge of a Medical Assistant or a Sanitary Inspector. These 30 Sections are grouped to form 4 registration districts each being in the charge of a Medical Officer of Health for the registration of births and deaths, who is also in charge of the area for the supervision of general sanitation.

The sanitary supervision in the entire Suburban merged area was maintained with a view to improve sanitation by adopting the following measures.

- (1) Inspection and supervision of premises and their environments with a view to rectification of sanitary defects through the enforcement of sanitary regulations on owners and occupiers.
- (2) Sanitary control over licensable trades.
- (3) Enforcing food sanitation detection of adulteration in food, destruction of unwholesome food and
- (4) Pest control.

OUTSTANDING ACTIVITIES OF THE YEAR

In order to promote an improvement in the level of Health and to disseminate knowledge on health hygiene and cleaner living amongst the citizens, 'Health and Cleansing Weeks' were organised in selected localities with the help of the local social organizations throughout the year. Localities were selected in turns for intensive cleansing and rectification of sanitary defects in the residential premises etc. T.A.B. inoculations and vaccination against small-pox were done. Health education of the residents of these localities was carried out by exhibiting films on health and sanitation. Food sanitation was also enforced. These campaigns have brought about appreciable improvement in the localities served. The follow-up of these campaigns by local residents, however, lacked enthusiasm as previously.

Milk in School Scheme.—A provision of Rs. 3,00,000 was made to meet the cost of the Scheme in the Suburbs. Out of 15,438 children detected undernourished only 11,850 undernourished children could be included in the Scheme due to the inability of the Director, Bombay Milk Scheme to supply the required quota of milk. Each child was given 6 ozs. of toned pasteurised milk per day. Snacks in the form of "Chikkies" or "Fruits" (bannas or Organges) were also given to these children to supplement the milk feed. Besides a Scheme of free distribution of milk on Sundays to children under 12 years was also continued during the year at 23 Centres in the Suburbs and on an average about 8,730 children received the milk feed on Sundays.

Area and Population.—The total area of the Suburbs included in Greater Bombay is about 43,398 acres (67.81 sq. miles). The population as enumerated in the census of 1951 was 5,10,250 and the mid-year estimated population for 1959 was 7,96,000.

Density of population.—The mean density of population at present is 18.3 per acre.

Meteorology.—Meteorological data is given in table 9.

Rainfall.—The total rainfall recorded at Santacruz Observatory was 2,923.1 mm. as against 3,784.9 mm. in the previous year. The wettest month of the year was July 1959 with 987.5 mm. of rain as against 1,254.0 mm. in the month of August 1958 which was the wettest month during that year.

VITAL STATISTICS

Births and Deaths.—27,876 live births (14,259 males and 13,617 females) were registered during the year as against 24,597 in 1958 showing an increase of 3,279. Total deaths registered were 6,705 as against 7,013 in 1958 showing a decrease of 308. Birth rate was 54.6 and the death rate was 13.1 per 1,000 population giving a natural increase of 41.5 per 1,000. Part of the increase in registered births was presumably due to more complete registration.

Registration of live births by months in 1958 and 1959 is given in Table 1.

Still births reported during the year was 802 or 2.1 per cent. of live births.

Mortality by Sexes.—Of the total 6,705 registered deaths in the year 3,750 were males and 2,955 were females.

Mortality by Causes.—*Vide* table 35.

Mortality by months.—*Vide* table 2 with corresponding figures for 1958.

Copies of birth and death registry—The number of copies of birth and death registry prior to January 1951 pertaining to the Suburban population issued during the year by Suburban Offices.

Birth Certificates	...	236
Death Certificates	...	52

Infant Mortality—Total deaths among infants under one year numbered 1,986. The infant mortality rate was 71.2 per 1,000 live births for the year 1959 as against 77.2 for 1958. Classification of infant mortality for the year by principal causes and ages is given in table 4.

Cemeteries—The cemeteries have not been registered as required under Section 435 of the Bombay Municipal Corporation Act, as full particulars pertaining to them were still not available. However, essential amenities are being provided at some of the cemeteries at Municipal cost.

A scheme of registration, municipalization the cemeteries in the Suburbs is under consideration and will be given effect to in due course.

CONTROL OF COMMUNICABLE DISEASES

- (a) **Notification**—Notification of infectious diseases by Medical Practitioners showed improvement.
- (b) **Plague**—Plague was absent during the year. Anti-plague measures such as rat destruction, flea destruction especially through D. D. T., dusting of rat holes and D.D.T. spraying of houses etc., were however continued.
- (c) **Small pox**—Small pox caused 95 attacks and 20 deaths.
- The number of primary vaccinations and re-vaccinations was 31,669 and 61,794 as against 26,708 and 1,52,081 respectively in the previous year. Details of vaccination service are given under the head 'Vaccination'.
- (d) **Cholera**—Cholera was absent.
- (e) **Influenza**—There were 2 deaths from Influenza.
- (f) **Enteric Fever**—518 cases and 52 deaths were reported from this disease as against 424 and 35 respectively in the previous year. Inoculations against typhoid were performed by the Medical staff as well as by the Private Medical Practitioners to whom T.A.B. Vaccine was supplied free of charge for free inoculations.
- (g) **Poliomyelitis**—There were 2 deaths.
- (h) **Diphtheria**—597 cases and 7 deaths were reported.
- (i) **Cerebro Spinal Meningitis**—There were no deaths.
- (j) **Malaria**—There were no deaths from malaria. Out of 322 Blood Smears taken by the Medical Officers in charge of the Municipal Dispensaries, and examined at the Municipal Laboratory none was found positive. Anti-mosquito measure were carried out in all the Wards by the Insecticide Branch as per details given in a separate Section of the report.
- (k) **Dysentery**—There were 56 deaths from Dysentery.
- (l) **Tuberculosis**—Tuberculosis took a toll of 400 lives and the death rate was 0.78 per thousand of the population.

OTHER PRINCIPAL DISEASES

- (m) There were 1,469 deaths from the disease of the respiratory system, 42 from Bronchitis, 411 from Diarrhoea, 1,215 from Pneumonia, 1,050 from congenital debility and 653 from Senile Debility.
- (n) **Venereal Diseases**—The cases reported at the Medical Institutions in the Suburbs were directed to the Venereal Diseases Clinic at 354, Bellasis Road, Bombay.
- (o) **Leprosy**—The Acworth Leprosy Home at Matunga and Leprosy Home at Trombay were taken advantage for the control of this Disease. One Lady Health Visitor for follow-up work in Leprosy Control in the merged area has been working since July 1951 under the guidance of the Superintendent Acworth Leprosy Home, Matunga. The record of field work done by the Health Visitor is given in Table. 11. One Leprosy Clinic opened under the Greater Bombay Leprosy Control Scheme for the diagnosis and treatment of the disease at N. J. Wadia Dispensary, Andheri, continued working on every Tuesday and Friday between 11-30 A.M. and 4-00 P.M. One more Leprosy Clinic has been started under the same Scheme at Municipal General Hospital, Rajawadi, Ghatkopar since 10th May 1958 and it works on every Saturday between 9-00 A.M. and 11-00 A.M.

Disinfection—Terminal disinfection of houses was carried out and concurrent disinfection was advised wherever cases of infectious diseases were known to have occurred.

Maternity and Child Welfare Services—Maternity and Child Welfare Services were continued in all their aspects through the Clinics conducted at the two Maternity Homes and Two Maternity-cum-Hospitals in the Suburbs.

2. Services offered were (i) Institutional care and (ii) Domiciliary care. Institutional care included the activities such as ante-natal, post-natal, infant, follow-up work, education and propaganda of these services through posters, leaflets, group-talks, film-shows etc. Domiciliary care included imparting health education and carrying out propaganda amongst the women folk. Domiciliary visits were paid by the Health Visitors daily.

3. Aid to poor women delivered at their homes was given in the form of substantial food-stuff such as jaggery, rawa, ghee, milk etc.

FAMILY PLANNING

1. Advice in spacing of births was given confidentially by the Medical Officers to the needy married women at the Family planning clinics conducted at the four Medical Institutions in the Suburbs.

2. Contraceptives were also given free after demonstrating the use of the same.

3. The Health Visitors attached to the Institutions also paid domiciliary visits to the mothers for carrying on follow-up work and propaganda amongst the women.

Medico Social Unit at Kherwadi, Bandra.—A Medico Social Unit established at Kherwadi, Bandra, in April 1957 by appointing a Medico Social Worker in order to carry out an integrated practice of medicine based on the family and Community as a Unit continued working. The centre was meant to cover all types of Public Health Services in a specified area and the scope of the scheme was limited to the following activities—

1. Individual Hygiene—

- (a) Maternity service including Ante-natal and Post-natal cases and domiciliary midwifery.
- (b) Infant hygiene.
- (c) Pre-School hygiene.
- (d) School hygiene.

2. Social Hygiene and Sanitation—

- (a) House Inspection.
- (b) Environmental Sanitation.
- (c) Diet and Nutrition.
- (d) Health habits—Personal Cleanliness, exercise and recreation.
- (e) Infectious Disease prevention.
- (f) Minor ailments.
- (g) Health education of the family as a Unit of Society.

The Honorary services of some of the Medical Personnel specialising in the different fields of medicines working at the Kherwadi Family and Community Health Centre, which is a Voluntary Social Organization working in that area, were obtained.

SANITATION

Measures to improve sanitation comprised of attention to

- (a) Premises sanitation and
- (b) Food sanitation.

(a) Premises sanitation included inspection of premises and their environments, taking measures to remedy the defects ensuring provision of adequate sanitary conveniences and control over licensable trades etc.

SANITARY CONDITIONS IN THE MERGED AREAS

The sanitary condition in the merged Suburban areas have improved in several aspects.

Sanitary control of premises.—Sanitary requisitions were enforced in order to redress legitimate grievances and complaints (*vide* table 10 and 13).

Licensable trades.—Licences were issued to all such trades as were found conducted in the Municipal Limits with a view to enforcing on them the minimum of hygienic and sanitary requirements. Such enforcements necessitated statutory actions and prosecutions in several instances.

(b) **Food Sanitation.**—This included supervision and control through licensing of food shops and establishments, inspection of food stuffs exposed for sale and seizure and destruction of food found unwholesome or unfit for human consumption *vide* Table 14.

The prevention of Food Adulteration Act 1954 was enforced during the year for controlling adulteration of various food stuffs including milk.

LABORATORY WORK

The total number of samples examined during the year was 2,271. Of these 1,629 samples were examined chemically, 47, bacteriologically and 595 clinically.

The examination of samples of milk from the Government Milk Distribution centres all over Greater Bombay was continued during the year and 61 milk samples were examined from different milk centres in the Suburbs.

CHEMICAL

Foods Stuffs.—1,548 samples of food stuffs were examined *vide* Table 12.

Water.—81 samples of water were examined as shown below:—

61 from wells.

20 from other sources.

Of these 57 samples were found to be unfit for potable purposes.

Miscellaneous—No samples of miscellaneous nature were examined.

BACTERIOLOGICAL AND CLINICAL

642 samples were examined bacteriologically.

Water.—40 samples of water were examined as under:—

3 from wells and

37 from other sources.

Of these 2 well water samples and 5 samples from other sources were found to be unsatisfactory for potable purposes.

Samples for diagnostic purposes.—595 samples for diagnostic purposes were examined as under :—

Blood for Malarial Parasites	...	17
Blood for differential count	...	89
Blood for total count	...	216
Sputum for T. B.	..	4
Urine	..	129
Stools for General examination	..	59
Semen	..	73
Swabs for Diphtheria	..	8
Total	..	595

Miscellaneous : 7 samples of miscellaneous nature were examined as under :—

Sweets	**	**	2
Miscellaneous Food			1
Injection Glucose	3
Injection Vitamin 'C'			1

HEALTH PROPAGANDA AND PUBLICITY IN THE SUBURBS

The Publicity Section of the Public Relations Department disseminated knowledge on health, hygiene and cleaner living among the masses through popular media like posters, leaflets, health exhibitions, film shows, talks through mobile vans etc. during cleansing and other immunization campaigns against communicable diseases and food sanitation drives.

During the year, 70 Intensive Cleansing Campaigns, 86 Anti-typhoid campaigns and 107 anti-small-pox campaigns were assisted by propaganda through publicity van. In all immunization campaigns 6596 persons were inoculated and 9877 persons were vaccinated.

Health stall was put up during St. Mount Mary Fair at Bandra. Special display of show cards was arranged at the time of opening of T. B. Clinic at Khar.

At the time of the National Malaria Eradication programme help was given for carrying necessary propaganda about getting their residences treated with DDT Spraying. World Health Day was observed by holding mass meetings and distributing specially prepared folders on mental health.

Co-operation was also extended during prohibition week by arranging special shows.

Open Air shows were also given in co-operation with social institutions for the benefit of the residents of the localities.

CLEANSING CAMPAIGNS

With a view to keeping alive the interest and enthusiasm with regard to Health Cleanliness weeks, intensive cleansing campaigns were continued weekly in all the Suburban Wards in turns in which Municipal services and voluntary efforts were co-ordinated and pressed into service with appreciable results. The citizen were exhorted to form building or Chawl Committees and to maintain environmental sanitation.

INSECTICIDE BRANCH

Residual spraying of all villages which were known to be malarious were intensified in consonance with the policy adopted by the Government for the Malaria Eradication.

Anti-fly measures by spraying and dusting of insecticides were carried out in all the localities where environments were favourable for fly breeding.

All the urbanised areas were included in the weekly larviciding programme for culex control.

Enhanced water supply in the absence of effective drainage has resulted in stagnations and water-logging of the vast and extensive low lying areas particularly along the fore-shore and creek lands. Mosquito control in these situations were difficult as these areas remain inaccessible for effective larvicidal treatments. This problem is being tackled in collaboration with the Drainage Department.

Active participation by the Insecticide Branch in the National Malaria Eradication programme was another special feature this year. A total number of 2,11,944 rooms were sprayed internally with DDT during June 1959 to October 1959. Free supply of D. D. T. solvents and emulsifiers from the State Government for this project was adequate.

Liquidation of potential mosquito breeding places such as dis-used wells, lowlands etc. has been partially achieved by Statutory action calling upon landlords to carry out filling in with earth or covering of wells with re-inforced cement concrete.

Statement of insecticides used during the year is given in Table 38.

The position as regards the presence of Anopheles mosquitoes in the Suburbs is summarised in Table 39 and 40.

Evidence of the existence of Malaria as indicated by 'Spleen rate' is shown in Table 41 Ward-wise.

The old and dis-used wells present serious problems in mosquito control and the statement in Table 42 annexed shows details about wells rendered mosquito proof by either filling in or covering with cement concrete.

VACCINATION

All the 26 vaccination stations continued working during the year under review.

As usual stock of vaccine lymph brought from the Central Vaccine Depot, Parel, was stored in the local depots for speedy distribution to the Suburban staff during vaccination work.

The incidence of small pox was very low during the year under report. A few sporadic cases did occur during the usual season. However, precautionary measures such as opening of temporary stations, mass-vaccination campaigns amongst the labour population, vagrant camps and such other population groups among whom small-pox particularly begins and takes root were tackled with the help of the propaganda van. The population groups in Government Housing Colonies Primary Schools and a few Secondary Schools and factories were also protected by vaccination in the beginning of the year.

Table No. 15 shows the attacks and deaths from Small-pox in the Suburbs during the last five years.

INSPECTION OF RESULTS

The results of Primary Vaccination were checked by the Vaccinators. They were re-checked personally by the Head Vaccinator (Suburbs) in 2,650 cases. The rate of successful vaccination was 100 per cent.

On checking the vaccination work in a number of cases that visited the stations for showing results on the 8th day after vaccination the results were found satisfactory. Such inspections also ensured that the vaccine used was consistently of good potency.

The results of re-vaccination were checked only in the cases of those who called again to obtain certificate in the International Form.

POSTPONEMENT OF PRIMARY VACCINATION

During the period under review primary vaccinations were postponed only in 33 cases in which valid certificates were received.

PROSECUTIONS

No prosecutions were launched for failure either to bring infants for vaccination or to present them for inspection 7 days after the operation.

ILL EFFECTS FROM VACCINATION

No serious ill-effects due to vaccinations were observed or reported during the year.

SCHOOL HEALTH SERVICE.

The School Health Services in respect of the Municipal Primary Schools in the Suburbs were continued during the year. Systematic Medical Inspection of the Pupils in Standards I and III was taken up. During the year under report 13,824 pupils were examined (7,658 boys and 6,166 girls) from 98 Schools including classes out of whom 4,501 boys and 4,031 girls were found to have one or more physical ailments.

Amongst the ailments detected, general debility, defects of mouth, teeth, throat and enlarged glands were prominent as will be seen from the following tables.

In the total 14,155 defects detected, the percentage for individual defects worked out is as follows:

	Percentage
(1) General Debility	55.36
(2) Auro-Dental (Mouth and Teeth)	15.90
(3) Throat	9.53
(4) Skin (contagious)	0.82
(5) Enlarged Glands	6.73
(6) Eye (external)	3.15
(7) Eye (vision)	4.78
(8) Heart (circulation)	0.37
(9) Lungs including T. B.	0.08
(10) Nose	1.73
(11) Nervous System	0.09
(12) Mental Capacity	0.02
(13) Ear	0.41
(14) Leprosy	0.09
(15) Spleen	0.01
(16) Deformities of bones and rickets	0.07
(17) Speech	0.01

Leprosy: Pupils in whom skin infection was detected were referred to either Acworth Leprosy Home or N. J. Wadia Dispensary, Leprosy Centre, Andheri, for opinion. 13 pupils were found to be suffering from Leprosy of neural type and they were prevented from attending Schools.

The detected defects were communicated to the parents or guardians of the children and most of them consented to their wards being given treatment at the Municipal Institutions. Minor ailments amongst the children were treated at the nearest Municipal Dispensaries in the Suburbs as well as the Bhabha Hospitals at Bandra and Kurla. While cases with major ailments were directed to the Lokmanya Tilak General Hospital, Sion. The Assistant Medical Officers contacted 21 parents in the Schools and explained to them the necessity of the Medical treatment to their children.

The Municipal primary schools in the Suburbs were supplied with emergency outfit including Medicaments to treat scabies, ringworm, etc.

HEALTH EDUCATION AND FOLLOW UP WORK

About 98 Health talks on hygiene including personal hygiene were given to the children in the Schools by the Assistant Medical Officers. Deficiencies and defects in School premises noted by them were reported to the Municipal Departments concerned for necessary action.

The School Health Services were continued during the year for the follow up work. The details in this respect are as under:—

(1) Home Visits	622
(2) Revisits	622
(3) Health Talks	263

SCHOOL CLINIC

The clinical treatment at K. B. Bhabha Hospitals at Bandra and Kurla and Lokmanya Tilak General Hospital at Sion were continued. The minor ailments were treated at the Clinics at K. B. Bhabha Hospitals Bandra and Kurla and major ailments were treated at the Clinic at the Lokmanya Tilak General Hospital, Sion.

The No. of cases treated in different departments are as under:—

(1) Medical	3,071
(2) Ophthalmic	282
(3) Aural	1,154
(4) Skin	29
(5) Dental	569
(6) Surgical	52

Three hundred twenty three pupils were got re-vaccinated against small-pox, and 3972 pupils were got inoculated against typhoid.

Diphtheria Immunization work in Municipal Schools in the Suburbs was carried on by the staff engaged in December 1959.

At the sports, Mass Drill etc., organised by the Education Department at different places in the Suburbs viz., Kurla, Andheri, Chembur, Bandra, the Assistant Medical Officers were in attendance to render first aid to the injured participants.

Milk and Snacks in Schools to the undernourished Children.—The Milk in School scheme which was extended to the Suburban Municipal Schools since 15th July 1953 was continued during the year and in all 11,850 detected undernourished children from 137 Municipal Schools received 6 ozs. of toned pasteurised milk each on every School working day.

Snacks.—Supplementing the milk feed with snacks in the form of chikkies and fruits (bannanas or oranges) was continued during the year.

Milk feed on Sundays.—The scheme for the supply of milk on Sundays to the children under 12 years of age was continued as before at 23 centres.

The total expenditure incurred during the year on Milk-in-School Scheme and Sunday Milk Scheme amounted to about Rs. 3,15,962.38 as detailed below:—

	Rs.
(1) Milk to the undernourished School Children	1,94,323.00
(2) Snacks to the undernourished children	73,435.88
(3) Teachers and Peons Allowances	4,159.62
(4) Sunday Milk Scheme	44,043.88
Total	3,15,962.38

The Municipal Institutions rendering Medical Relief in the merged Suburban area during the year under report were as follows:—

- (1) Khershedji Behramji Bhabha Hospital and Sir Cowasji Jehangir Readymoney Dispensary, Bandra.
- (2) Municipal Free Dispensary at Kherwadi, Khar (East).
- (3) Yashodabai Monji Vora Dispensary, Tejpal Road, Vile Parle (East).
- (4) N. J. Wadia Dispensary, Ghodbunder Road, Andheri.
- (5) Municipal Free Dispensary at Khoja Gulli, Versova.
- (6) Municipal Free Dispensary at Squatter's Colony, Jogeshwari.
- (7) Khan Bahadur H. K. Bhabha Hospital and Bai Mithibai Hormusji Wadia Main Dispensary, Kurla.
- (8) Bai Mithibai Hormusji Wadia Branch Dispensary, Old Kurla.
- (9) Seth Dwarkadas Tribhuwandas, J. P. Municipal Dispensary and Maternity Home, Chembur.
- (10) Municipal Free Dispensary and Shamabai Vithaldas Khimji Municipal Maternity Home, Rajawadi, Chhatkopar.
- (11) Seth V. C. Gandhi and M. A. Vora Municipal General Hospital Rajawadi, Chhatkopar.
- (12) Municipal Free Dispensary, Bhandup.
- (13) Two Mobile Dispensaries of the Peoples Mobile Hospitals.
- (14) Odhavdas Tarachand Municipal Free Dispensary, Old Khar.
- (15) Municipal Free Dispensary, Danda.

Dispensaries at 14 and 15 started functioning from 11th October 1959 and 15th August 1959 respectively.

One Municipal Mobile Dispensary also rendered services in those villages, which are not served by the hired Mobile Dispensary Units of the Peoples' Mobile Hospitals.

To meet the growing demand on medical relief services steps to provide more dispensaries at convenient sites have been taken. A twenty bed Maternity Home in the compound of the N. J. Wadia Dispensary, Andheri has already been started.

DISPENSARIES

In addition to the two dispensaries attached to the Bhabha Hospitals at Bandra, and Kurla, there are 11 Municipal Free Dispensaries viz., at Andheri, Vile Parle, Old Kurla, Chembur, Bhandup, Jogeshwari, Versova, Rajawadi, Kherwadi, Old Khar and Danda respectively.

Table 7 shows the cases treated at the Municipal Free Dispensaries during the year under report.

Medical Relief is also rendered in the villages in the Suburban merged areas through three mobile dispensary units according to a planned programme.

GENERAL REVIEW

The greater portion of the Suburbs is undrained and ansewered. A good many premises have either inadequate, objectionable or inefficient sanitary conveniences and some have none at all. Statutory actions were, therefore, taken wherever possible to enforce provision of appropriate and adequate sanitary accommodation.

Sanitary conditions in the numerous villages, 'Gaothans' and outlying habitations have been far from satisfactory, but the intensive cleansing campaigns as well as the village improvement schemes have improved conditions in several of them. Nothing short of slum clearance schemes will improve materially the sanitation of such areas. All possible measures and expedients are, however, being adopted in order to remove insanitary conditions in the Suburbs.

TABLE 1
BIRTHS BY MONTHS IN 1958 AND 1959

Period.	MONTHS.												Total.
	Jan.	Feb.	March.	April.	May.	June.	July.	Aug.	Sept.	Oct.	Nov.	Dec.	
(1)	(2)	(3)	(4)	(5)	(6)	(7)	(8)	(9)	(10)	(11)	(12)	(13)	(14)
1958	1,853	1,574	1,518	1,492	1,693	1,311	2,202	2,090	2,044	2,596	2,555	3,669	24,597
1959	2,047	1,871	1,676	1,754	2,268	1,875	2,345	2,269	2,656	2,952	2,413	3,770	27,876

TABLE 2
DEATHS BY MONTHS—1958 AND 1959

Period.	MONTHS.												Total.
	Jan.	Feb.	March.	April.	May.	June.	July.	Aug.	Sept.	Oct.	Nov.	Dec.	
(1)	(2)	(3)	(4)	(5)	(6)	(7)	(8)	(9)	(10)	(11)	(12)	(13)	(14)
1958	595	545	571	553	664	462	607	572	627	693	545	579	7,013
1959	577	466	446	448	637	602	540	514	620	602	560	693	6,705

TABLE 3
Municipal Maternity Homes

The accommodation and the admission in each home during 1959

Name of the Maternity Home	No. of cases admitted	No. of Beds.
(1) K. B. Bhabha Hospital Bandra	4,767	45
(2) K. B. Bhabha Hospital, Kurla	1,971	13
(3) Municipal Maternity Home, Chembur	1,962	18
(4) S. V. K. Municipal Maternity Home, Ghatkopar	1,838	20
Total	10,538	96

TABLE 4
INFANT MORTALITY FROM PRINCIPAL CAUSES FROM (1954-59)

Causes of Death.	1954	1955	1956	1957	1958	Annual average 1954 to 58	1959	Difference between (a) and (b)
						(a)	(b)	
Poliomyelitis	2	---	---	---	---	---	---	+0
Small-pox	4	3	---	6	18	6	1	-5
Measles	3	1	2	4	3	3	2	-1
Malarial Fever	---	---	---	---	---	---	---	---
Ague and Remittent Fever and Fever not defined	10	15	6	11	25	13	8	-5
Diarrhoea and Enteritis	89	111	154	151	159	133	216	+83
Dysentery	6	7	3	10	7	7	9	+2
Infantile Debility and Malformation including premature births	907	929	823	868	959	897	1,006	+109
Diseases of Respiratory system	484	533	454	555	530	511	534	+23
Convulsions	12	27	9	8	13	14	22	+8
Other Causes	131	127	125	138	191	142	818	+46
Total	1,648	1,753	1,576	1,751	1,905	1,726	1,986	+260

TABLE 5
Infant Deaths from principal causes by age groups in 1959, Expressed as Percentages of the Total Infant Deaths

Age-Period.	Small-pox.	Measles.	Malarial fever.	Ague and Remittent Fever and fever; not defined.	Diar-rhoea and Enteritis.	Dysen-tery.	Infantile Debility and Malforma-tion, including premature births.	Diseases of the Respira-tory system.	Convul-sions.	Polio-myelitis.	Other causes.	All causes
Under 7 days	0.1	0.8	...	87.6	5.5	1.9	...	4.1	100.0
1 to 4 weeks	0.3	7.4	...	57.7	16.7	0.9	...	17.0	100.0
4 weeks to 6 months.	0.4	18.3	0.2	21.8	52.2	0.6	...	6.5	100.0
6 to 12 months	0.2	0.5	...	1.0	24.2	1.9	8.2	46.8	0.2	...	17.0	100.0
Total percent-age for all ages upto 1 year.	...	0.1	...	0.4	10.9	0.5	50.7	26.9	1.1	...	9.4	100.0

TABLE 6
Deaths among Infants from Principal Causes by age periods in 1959

Age period.	Small-pox.	Measles.	Mala-rial fever.	Ague and Remittent Fever and fever; not defined.	Djar-rhoea and Enteritis.	Dysen-tery.	Infantile Debility and Malforma-tion and premature birth.	Diseases of Respira-tory system.	Convul-sions.	Polio-myelitis.	Other causes.	All causes.	Perce-n-tage to the total infant death.
Under 7 days.	1	6	...	685	43	15	...	32	782	39.4
1 to 4 weeks	1	24	...	186	54	3	...	55	323	16.3
Total under 4 weeks.	2	30	...	871	97	18	...	87	1,105	55.7
4 weeks to 6 months.	2	85	1	101	242	3	...	30	464	23.4
6 to 12 months.	1	2	...	4	101	8	34	195	1	...	71	417	20.9
Total	...	2	...	8	216	9	1,006	534	22	...	188	1,986	100.0

TABLE 7
Number of new cases treated and total attendances at the Municipal Free Dispensaries in Suburbs during the year 1959 :-

Serial No.	Name of the Dispensary.	No. of cases treated	Total attendances
1	Sir Cowasji Jahangir Ready-money Dispensary Waterfield Road, Bandra	51,904	1,25,998
2	Yeshodabai Monji Vora Dispensary, Vile Parle	20,851	31,987
3	N. J. Wadia Dispensary, Andheri	83,207	3,95,986
4	Municipal Free Dispensary at Squatters' Colony, Jogeshwari	5,911	28,733
5	Bai Mithibai Hormusjee Wadia Main Dispensary, Kurla	40,380	72,225
6	Bai Mithibai Hormusjee Wadia Branch Dispensary, Old Kurla	26,644	1,56,867
7	Seth Dwarkadas Tribhuvandas J. P. Municipal Dispensary, Chembur	20,000	1,21,987
8	Municipal Free Dispensary, Bhandup	21,610	99,809
9	Municipal Free Dispensary, Versova	12,976	84,710
10	Municipal Free Dispensary Rajawadi, Ghatkopar	25,470	1,57,757
11	Municipal Free Dispensary, Kherwadi, Bandra	19,579	58,534
12	Odhavdas Tarachand Municipal Free Dispensary, Old Khar	2,352	13,857
13	Municipal Free Dispensary, Danda	6,008	63,603
14	Mobile Medical Unit, Andheri	20,308	53,331
15	Mobile Medical Unit, Ghatkopar	11,838	69,191
16	Mobile Medical Unit, Kurla	11,838	69,191
		3,81,076	16,05,767

Nos. 12 and 13 started functioning from 11th October 1959 and 15th August 1959 respectively.

TABLE No. 8.

Attendance at all the Municipal General Dispensaries and Mobile Units in the Suburbs during 1959

		January 1959	February 1959	March 1959	April 1959	May 1959	June 1959	July 1959	August 1959	September 1959	October 1959	November 1959	December 1959	Total.
I.—ALIMENTORY SYSTEM ...	(a) Diarrhoea	2,305	2,160	2,580	2,559	2,787	2,887	3,499	3,681	3,438	3,233	3,759	3,987	36,872
	(b) Dysentery	1,262	1,180	1,121	1,202	1,384	1,484	1,839	1,843	1,803	1,639	1,784	1,753	18,294
	(c) Dyspepsia	956	891	825	1,203	1,174	1,087	1,177	1,291	1,323	1,385	1,317	1,328	13,957
	(d) Helminthiasis	568	524	469	471	232	260	241	317	337	333	460	470	4,682
	(e) Liver-Jaundice	82	87	127	208	243	183	219	188	283	328	221	253	2,422
II.—CIRCULATORY SYSTEM ...	(a) Heart	29	42	42	40	35	23	24	27	23	29	9	9	332
	(b) Blood vessels	1	1	...	17	2	21
	(c) Blood pressure	92	109	134	164	146	123	137	133	109	149	225	217	1,738
III.—EXANTHEMATATA SYSTEM ...	(a) Chickenpox	...	7	30	46	7	90
	(b) Measles	...	8	25	34	14	11	4	7	...	8	23	12	146
	(c) Smallpox
IV.—FEVERS	(a) Fevers not defined	3,463	3,803	3,829	4,287	4,532	4,294	4,454	4,527	4,625	4,141	4,434	4,285	50,674
	(b) Malaria
V.—INJURIES AND ACCIDENTS		356	272	311	324	419	392	351	363	448	327	498	391	4,452
VI.—NUTRITION	(a) Avitaminosis	440	367	477	512	576	571	637	634	611	539	737	783	6,884
VII.—NERVOUS SYSTEM	(a) Neuritis	122	29	78	105	35	45	56	91	46	206	264	260	1,337
	(b) Sciatica	118	64	159	188	40	39	27	38	17	46	30	45	811
	(c) Tremors	...	126	...	6	2	4	2	140
VIII.—RESPIRATORY SYSTEM ...	(a) Bronchitis	2,774	2,805	2,733	2,911	2,302	2,345	2,642	2,863	2,815	2,791	2,814	2,904	32,699
	(b) Bronchopneumonia	176	248	270	312	357	364	302	291	317	307	370	242	3,556
	(c) Common cold	2,146	1,620	1,926	2,262	2,276	2,503	2,670	2,997	3,424	3,043	3,287	3,208	31,362
	(d) Influenza (Non-epidemic)	187	161	208	476	527	454	391	411	406	364	479	384	4,448
	(e) Laryngitis	103	132	201	139	203	203	155	177	209	187	197	207	2,113
	(f) Pharyngitis	369	373	385	486	390	382	328	391	429	432	424	358	4,747
	(g) Pneumonia	35	54	80	128	39	109	117	138	137	164	125	121	1,247
	(h) Tonsillitis	530	633	619	711	654	636	689	819	804	641	849	787	8,372
	(i) Whooping cough	120	91	235	309	270	229	203	177	181	183	181	226	2,405
	IX.—SKIN AND APPENDAGES	(a) Disease of skin—												
(i) Herpes		111	80	156	100	143	162	365	134	387	186	216	171	2,211
(ii) Ringworm		648	624	822	1,105	880	889	874	940	936	942	1,139	1,011	10,810
(iii) Scabies		894	839	1,081	1,032	1,079	1,325	1,142	1,311	1,215	1,375	1,507	1,419	14,219

X.—SPECIAL ORGANS—														
	(a) Eyes—													
	(i) Conjunctivitis	685	670	720	709	743	766	858	833	870	864	843	789	9,350
	(ii) Corneal ulcer	100	117	139	173	228	200	145	172	156	146	153	130	1,859
	(iii) Foreign body in Eye	118	147	163	144	131	123	163	196	155	142	157	111	1,750
	(iv) Iritis	14	22	17	19									73
	(v) Ophthalmia	243	271	343	415	442	402	423	408	394	361	452	400	4,554
	(vi) Spring catarrh	42	36	35	40	65	57	52	50	49	38	42	36	542
	(b) Ears													
	(i) Diseases of ears	852	731	946	971	825	827	848	940	878	864	1,019	963	10,664
	(c) Nose													
	(i) Diseases of Nose	218	150	170	315	396	402	376	363	371	362	325	364	3,812
	(d) Teeth													26
	(i) Disease of teeth	603	514	573	615	664	603	610	663	657	525	679	680	7,386
XI.—SURGICAL AILMENTS														
	(a) Injuries	3,740	3,516	4,175	5,111	4,717	4,475	4,479	4,728	4,623	4,476	4,632	4,901	53,573
	(b) Minor surgical operations	619	617	981	549	570	751	624	773	646	715	1,053	754	8,724
	(c) Ulcers	965	836	853	918	1,059	1,224	1,099	1,157	1,224	1,230	944	1,233	12,742
	UNCLASSIFIED		309	267	657	1,192	740	768	740	599	715	1,086	919	7,992
XII.—GENITO-URINARY														
	(a) Nephritis	28	36	47	46	16	26	19	23	25	67	45	40	418
	(b) Pyelitis	46	44	40	41	14	16	24	52	62	93	68	61	561
	(c) Gravel (Stone)	5	20	9	13	8		2	3	2		3	8	73
XIII.—ALL OTHER DISEASES														
	(a) Specific													
	(i) Anaemia	683	786	665	665	742	853	901	983	1,032	1,125	1,184	1,230	10,849
	(ii) Mumps	242	211	234	220	247	213	98	150	118	134	145	132	2,144
	(iii) Tuberculosis	158	171	181	186	225	159	174	182	219	198	261	253	2,367
	(iv) Venereal Diseases	156	149	123	134	246	249	195	177	172	166	216	209	2,192
	(v) Diabetes	61	74	102	99	103	100	109	107	107	89	135	130	1,216
	(b) Non-specific	93	3				6							102
	(i) Fistulain Ano	2	7	2	8	12	14	19	18	19	17	15	14	147
	(ii) Gingivitis	95	72	71	77	168	172	185	191	189	181	232	216	1,849
	(iii) Migraine	107	99	43	43	109	82	77	77	79	92	82	73	963
	(iv) Piles	79	60	64	92	72	98	73	85	85	77	96	108	989
	(v) Sprains	182	120	68	109	155	209	198	190	221	195	172	139	1,958
	(vi) Stomatitis	518	472	475	571	795	880	948	938	981	937	1,067	774	9,356
	(vii) Varicose veins	8	4			1	1						251	265
	(viii) A.N.C.			16	19		31	43	45	43	56	49	49	351
	(ix) P.N.C.				10		1		1	140	1	2	1	156
Total New Cases		28,620	27,593	30,446	34,290	34,689	34,695	36,053	38,036	38,445	36,872	40,506	39,799	4,20,044
Total Attendance		1,12,356	1,13,893	1,29,039	1,10,852	1,32,228	1,33,473	1,45,136	1,52,372	1,53,357	1,58,013	1,69,795	1,57,604	16,68,118

TABLE 9

METEOROLOGICAL DATA OF SANTA CRUZ OBSERVATORY FOR THE YEAR 1959

Latitude 19°05' N

North Longitude 72°53'E

MONTHS 1959	WIND		TEMPERATURE °C								RAIN FALL (in millimeters)							
	Direc- tion at 0830 hours.	Mean Velocity in Kilometers per hour (Average during 24 hrs)	Mean Maxi- mum tem- per- ature °C	Depar- ture from normal °C	High- est in Month °C	Mean mini- mum tem- per- ature °C	Depar- ture from normal °C	Low- est in month °C	Mean Relative Humidity (in percentages)		Mean Depar- ture from Normal % of R.H. at 0830 hours.	Total rain fall in month	Depar- ture from Normal	Highest fall in one day		Minimum fall in one day		*Num- ber of rainy days (2.5 mms. or more)
									at 0830 hours	at 1730 hours				Mms.	Date	Mms.	Date	
January ...	N72E	8.7	30.8	+ 1.0	33.2	17.5	+ 2.2	12.9	64	52	- 1	1	- 3.6	0	...	0	-	0
Febru ^r ...	N83E	9.4	30.5	+ 1.1	35.6	17.5	+ 1.8	13.1	67	51	+ 5	0	- 2.0	0	...	0	-	0
March ...	N52E	0.4	33.1	+ 1.9	38.7	20.8	+ 1.9	17.1	62	50	- 8	0	- 1.3	0	...	0	-	0
April ...	N87E	11.7	33.8	+ 1.7	38.4	24.5	+ 2.1	21.4	66	58	- 4	0.2	- 0.6	0.2	28th	0	-	0
May ...	S68W	14.4	34.6	+ 2.2	38.8	27.7	+ 2.6	24.6	68	67	- 4	17.5	+ 1.0	11.2	21st	0	-	3
June ...	S49W	14.5	31.9	+ 0.5	34.3	25.9	0.0	22.8	79	75	+ 2	500.2	+ 16.1	109.0	3rd	0	-	11
July ...	S73W	26.5	29.4	- 0.3	31.0	24.2	- 0.6	22.2	87	87	+ 6	987.5	+ 371.0	127.3	20th	0	-	27
August ...	S80W	20.7	28.8	- 0.4	30.4	24.4	+ 0.4	23.2	89	87	+ 7	752.0	+ 412.4	176.0	24th	0	-	28
September ...	S63W	14.5	29.7	+ 0.2	31.5	24.2	+ 0.8	23.3	86	81	+ 1	321.0	+ 57.1	72.0	1st	0	-	17
October ...	N69E	9.5	31.0	- 0.8	35.5	22.1	0.0	19.1	79	73	- 3	344.0	+ 279.5	64.4	10th	0	-	10
November ...	N74E	7.7	33.2	+ 0.9	35.0	20.8	+ 2.1	17.5	64	64	+ 4	0.2	+ 13.3	0.2	2nd	0	-	0
December ...	N83E	8.0	33.1	+ 2.0	34.8	19.3	+ 3.6	14.9	56	53	- 9	0	- 2.0	0	...	0	-	0

* Days on which 10 cents or more of rain was recorded.

TABLE 10

Statutory actions under the B. M. C. Act—1959.

Total No. of notices served	4,832
Number complied with	1,895
Notices withdrawn	2
Number pending (disputed or not served)	1,429
Number cancelled	425
Number of notices issued in 1959.	5,044

TABLE 11

'FIELD WORK' DONE BY THE HEALTH VISITOR OF THE LEPROSY CLINIC IN THE SUBURBS DURING THE YEAR 1959

(1) Number of Patients who ceased attending and who were persuaded to resume treatment :		
	Ceased	100
	Persuaded	13
(2) Contacts examined in Homes		200
(3) Contacts brought to the clinic for examination		30
(4) Leprosy patients discovered by examination of contacts		15
(5) Visits to the Homes of the patients:—		
	First	100
	Subsequent	1,000
(6) Talks on leprosy given		300
(7) Homes wherein isolation was arranged		Nil

TABLE 12

FOOD STUFFS EXAMINED CHEMICALLY AT THE MUNICIPAL LABORATORY IN 1959.

Description of samples.	Total Number received.	Number found adulterated.
(1)	(2)	(3)
Milk including Govt. Milk supply	881	400
Ghee and Butter	67	25
Edible Oils	258	35
Prepared Tea	29	4
Turmeric Powder	128	37
Snacks (Chikki and fruits)	8	...
Miscellaneous	177	80
Total	1,548	581

TABLE 13

Prosecutions under the Bombay Municipal Corporation Act and the Bombay Prevention of Adulteration Act in 1959.

	Under Bombay Municipal Corporation Act.	Under Bombay Prevention of Adulteration Act.
(1) Number of Cases outstanding as on 1st January 1959	1,204	49
(2) Number of Cases filed during the year	4,308	690
Total Cases	5,512	739
Less—		
(1) Number of cases disposed off during the year	3,007	379
(2) Number of cases in which proceedings were abated during the year	9	...
(3) Number of cases outstanding as on 1st January 1960	2,486	351
Total amount of fines inflicted	Rs. 20,372.65	Rs. 8,437.00

TABLE 15

Small-pox attacks and deaths by months from 1955 to 1959.

year	January	February	March	April	May	June	July	August	September	October	November	December	Total	Death rate.	Fatality rate.	Remarks.
1955																
Attacks ...	A 1	...	5	8	1	2	2	1	18	0.0	27.7	Sporadic.
Deaths ...	D	1	1	...	1	1	1	5			
1956																
Attacks ...	A 1	2	...	5	3	3	2	2	...	3	6	4	31	0.01	25.8	Do.
Deaths ...	D 1	2	1	...	2	...	1	...	1	8			
1957																
Attacks ...	A 14	34	76	43	24	11	9	2	...	8	3	12	236	0.1	25.4	Epidemic from 24-2-1957 to 25-5-57. 3 months 1 day.
Deaths ...	D 4	8	17	13	8	2	2	0	...	4	...	2	60			
1958																
Attacks ...	A 21	31	82	84	39	28	14	10	1	1	6	2	319	0.1	31.0	Epidemic from 26-1-58 to 7-6-1958. 4 month 13 days.
Deaths ...	D 4	8	20	30	16	11	4	2	1	1	...	2	99			
1959																
Attacks ...	A 15	4	35	13	4	3	9	7	5	95	0.04	21.1	Sporadic
Deaths ...	D 3	1	6	4	2	...	1	1	2	20			

15

TABLE 16

Deaths due to Tuberculosis by Sex and Type of Disease

	Total Deaths.			Death Rate
	Male	Female	Total	
Pulmonary	197	97	294	73.5
Other T. B.	53	53	106	26.5
All forms	250	150	400	100.0

TABLE 17

Enforcement of Sanitation—1959.

	NO. OF INSPECTIONS, ETC. BY	
	Medical Officers of Health	Medical Assistants, San. Inspectors and Sub-inspectors
<i>A.—Nature of Inspections or premises visited—</i>		
(1) Dwelling Houses	2,556	12,051
(2) Milch cattle stables	835	3,729
(3) Other stables	13	117
(4) Dairies and Milk Shops	672	2,494
(5) Eating Houses	830	3,707
(6) Other premises where food is sold	61	206
(7) Aerated water works	12	18
(8) Other workshops and Factories	10	110
(9) Accumulations of refuse	30	189
(10) Building works	2
(11) Drains and Fittings	64	365
(12) Other Inspections and Inquiries	684	3,351
(13) Markets
Total No. of Inspections	5,767	30,339
<i>B.—Works, etc., completed—</i>		
(1) <i>Dwellings—</i>		
(a) Limewashed	35	312
(b) Water supply provided
(c) Cleaned and Refuse removed	40	393
(d) Insanitary Dwellings evacuated	407	687
(2) <i>Stables—</i>		
(a) Paved and Drained	2	15
(b) Cleaned and Refuse Removed	360	440
(c) Licences cancelled
(3) <i>Eating Houses, Dairies, etc.—</i>		
(a) Regulations enforced	381	995
(b) Licences cancelled
(4) <i>Factories and Workshops—</i>		
(a) Limewashing, etc., carried out
(5) Drains, etc., repaired	12	241
(6) Privies abolished
(7) New Water-closets provided	14	18
(8) Accumulation of refuse removed	41	291
(9) Other works completed	171	879
Total sanitary work completed	1,463	4,271

TABLE 18
Mortality by Age Groups in 1957, 1958 and 1959

Age period.	1957		1958		1959			Percentage of total mortality.
	Deaths.	Percentage of total mortality	Deaths.	Percentage of total mortality.	DEATHS-			
					Male (a)	Female (b)	Persons a+	
Under 1 year ...	1,751	25.9	1,905	27.3	1,107	879	1,986	29.6
1 to 5 years ...	1,114	16.5	1,296	18.5	492	556	1,048	15.6
5 to 10 years ...	235	3.5	282	4.0	121	113	234	3.5
10 to 15 years ...	110	1.6	100	1.4	53	33	86	1.3
15 to 20 years ...	146	2.2	146	2.1	70	45	115	1.7
20 to 30 years ...	576	8.5	521	7.4	277	221	498	7.4
30 to 40 years ...	463	6.9	485	6.8	264	174	438	6.5
40 to 50 years ...	418	6.2	405	5.8	301	141	442	6.6
50 to 60 years ...	503	7.4	450	6.4	336	175	511	7.6
60 years and above.	1,436	21.3	1,423	20.3	729	618	1,347	20.2
Total ...	6,752	100.0	7,013	100.0	3,750	2,955	6,705	100.0

TABLE 19
Deaths and death rates from Epidemic and principal causes.

Causes of Death.	1958		1959	
	Deaths	Death-rate	Deaths	Death-rate
<i>Principal Epidemic Diseases.</i>				
Small-pox ...	99	0.19	20	0.04
Measles ...	19	0.04	16	0.03
Plague
Enteric Fever ...	35	0.07	52	0.10
Malarial Fever ...	1	0.00
Ague and Remittent Fever ...	1	0.00
Influenza ...	4	0.00	2	0.00
Cholera
Dysentery ...	49	0.09	56	0.11
Diphtheria ...	28	0.05	17	0.03
<i>Other Principal Diseases.</i>				
Tuberculosis ...	356	0.70	400	0.78
Cerebro-Spinal Fever ...	1	0.00
Diseases of the Nervous System ...	216	0.42	225	0.44
Diseases of the Respiratory System ...	1,755	3.44	1,469	2.88
Diarrhoea and Enteritis ...	319	0.63	411	0.81
Puerperal State ...	27	0.05	23	0.05
Congenital Debility and Diseases Infancy ...	981	1.92	1,050	2.05
Old Age ...	757	1.48	653	1.28
Leprosy ...	3	0.00	3	0.00
Violence ...	389	0.76	414	0.81
Other Causes ...	1,973	3.96	1,894	3.72
Total ...	7,013	13.74	6,705	13.14

TABLE 20
Certification of Cause of Death in 1959.

Year	Total Deaths.	Verified by District Registrars	Medical officers of Hospitals	Private Medical Practitioners	Hakims and Vaidyas	Commissioner of Police	Coroner of Bombay	Total	Percentage of Total Certificates received to the Total Mortality.
1954...	6,145	3,802	990	904	7	5	437	2,343	38.1
1955...	5,932	3,407	1,033	933	3	3	553	2,525	42.6
1956...	5,835	3,084	1,181	993	2	4	571	2,751	47.1
1957...	6,752	3,102	1,195	1,596	1	67	791	3,650	39.2
1958...	7,243	3,846	1,538	1,227	9	6	617	3,397	46.6
1959...	6,705	3,390	1,294	1,318	17	15	691	3,335	49.7

TABLE 21
Infant Mortality

The number of children born in and out of Bombay who died before completing twelve Months of age in 1959:—

	Born in Bombay Suburbs.		Born out of Bombay.	Deaths under 1 year of age.
	Births Registered.			
	Before death.	After death.		
Total	1,109	775	102	1,986
Percentage	55.9	39.0	5.1	100.0

TABLE 22
Deaths in Puerperal state:—

No.	Specific Cause of Death.	Number of Deaths.
1	Ante-partum Haemorrhage	2
2	Post-partum Haemorrhage	4
3	Toxaemias (Eclampsia, Hyperemesis Gravidarum, Acute Yellow Atrophy Albuminuria)	4
4	Puerperal Sepsis (Septicaemia, Septicaemia, Phlegmatis, Algodolens, Coli Infection, etc.)	10
5	Embolism	1
6	Shock during or immediately after delivery	2
7	Anaemia of Pregnancy	...
8	Malaria	...
9	Influenza, Pneumonia	...
10	T. B.	...
	Complications of Pregnancy	...
11	Heart Disease	...
12	Operative Interference	...
13	Ruptured Uterus	...
14	Breast Disease	...
15	Puerperal Insanity	...
16	Other Causes	...
	Total	23

TABLE 23
Reported Enteric Fever cases by months in 1959.

Disease	MONTHS.												Total.
	Jan.	Feb.	March.	April.	May.	June.	July.	Aug.	Sept.	Oct.	Nov.	Dec.	
Enteric Fever	51	53	23	32	38	52	41	58	57	36	40	37	518

TABLE 24
Particulars relating to Enteric Fever Since 1955.

Year.	Attacks.	Deaths.	Fatality Rate.	Death Rate.	Hospitalisation.	Cases notified by Medical Practitioners.	Inoculations.	Attack. Rate
1955	490	49	10.0	0.1	480	10	21,271	0.9
1956	397	41	10.3	0.1	394	3	17,067	0.8
1957	439	55	12.5	0.1	433	6	20,366	0.9
1958	424	35	8.3	0.06	413	11	15,227	0.8
1959	518	52	12.0	10.0	515	3	20,712	1.0

TABLE 25
Reported Diphtheria cases by months in 1959.

Disease	MONTHS.												Total.
	Jan.	Feb.	March.	April.	May	June.	July.	Aug.	Sept.	Oct.	Nov.	Dec.	
Diphtheria.	66	53	46	45	42	43	63	43	36	37	48	73	597

TABLE 26

Table showing the number of Births, The Birth Rate, Deaths under one year 1,000 of Births by Sections in 1959

Serial No. of Sections.	Name of Section.	No. of Births Registered.			No. of Births per 1,000 of population of 1951 Census	Deaths under one year per 1,000 of Births.
		Males.	Females.	Total.		
1	Slaughter House, Bunder wadi and Bazar, Bandra	414	402	816	51.2	46.6
2	Colwad and Bandra Hill	222	223	445	36.1	49.4
3	Palli Hill, Sherli and Chimbai	224	211	435	37.1	55.2
4	Danda	236	221	457	48.4	111.6
5	Khar Scheme and Chamdawalaki Wadi	873	819	1,692	68.7	75.1
6	Khar and Pali	357	343	700	49.2	64.3
7	Hill Road and Turner Road	359	301	660	45.4	50.0
8	Santacruz West	262	283	545	55.9	51.4
9	Santacruz Central	206	182	388	27.9	100.5
10	Santacruz East	913	867	1,780	58.2	70.8
11	Vile-Parle East	924	879	1,803	57.3	84.9
12	Vile-Parle West	369	409	778	40.7	87.4
13	Andheri East	902	845	1,747	61.2	62.9
14	Andheri West	512	514	1,026	37.0	38.9
15	Jogeshwari East	458	398	856	275.1	54.9
16	Jogeshwari West	203	172	375	40.1	77.3
17	Versova	245	272	517	49.4	56.1
18	Madh	5	17	22	5.2	45.5
19	Juhu	96	96	192	27.9	78.1
20	New Mill	680	688	1,368	49.9	95.8
21	Station and Takia	413	350	763	40.3	65.5
22	Swadeshi Mill, Chuns Bhatti, Khajuri Bhatti and Katsaiwada	408	396	804	43.3	57.2
23	Bazar, Church, Hall Nawpada and 7 villages	538	524	1,062	28.6	103.6
24	Chembur Proper	1,545	1,471	3,016	159.3	55.4
25	11 Villages—Mahul, Trombay, Govandi Vadvali, Borla, Mankhurd, Mandala etc.,	409	402	811	38.6	67.8
26	Ghatkopar	591	566	1,157	23.4	123.6
27	Kirol	384	360	744	344.8	59.1
28	Panjarapole	780	697	1,477	980.7	81.9
29	Vikroli	304	274	578	398.1	43.3
30	Bhandup	427	435	862	54.6	80.0
	Total	142,59	13,617	27,876	54.6	71.2

TABLE 27.

Births by Sections and Months in 1959.

Serial No. of Sections	Name of Section.	January	February	March	April	May	June	July	August	September	October	November	December	Total
1	Slaughter House, Bunder Wadi and Bazar, Bandra	67	61	46	74	40	59	66	66	81	65	57	134	816
2	Colwad and Bandra Hill	23	35	25	32	47	26	35	42	44	36	25	75	445
3	Palli Hill, Sherli and Chimbai	38	19	24	20	22	32	42	35	44	40	33	86	435
4	Danda	33	41	29	27	35	27	38	31	52	32	29	83	457
5	Khar Scheme and Chamdawalaki Wadi	132	106	90	97	167	71	131	135	156	178	119	310	1,692
6	Khar and Pali	54	49	43	41	42	61	64	62	62	60	38	124	700
7	Hill Road and Turner Road	64	45	35	57	44	52	52	65	58	53	37	98	660
8	Santacruz West	32	42	21	69	24	45	43	31	61	48	32	97	545
9	Santacruz Central	43	24	18	17	17	8	50	30	29	45	22	87	388
10	Santacruz East	141	140	97	102	152	92	165	146	178	144	113	310	1,780
11	Vile-Parle East	145	97	126	122	153	122	151	161	187	155	150	234	1,803
12	Vile-Parle West	62	42	54	51	68	57	63	63	68	88	73	89	778
13	Andheri East	161	119	124	142	116	129	131	138	122	219	175	171	1,747
14	Andheri West	91	69	34	73	78	64	86	87	87	131	108	118	1,026
15	Jogeshwari East	11	71	28	64	61	40	60	75	74	160	99	113	856
16	Jogeshwari West	16	38	3	17	33	29	34	21	70	21	51	42	375
17	Versova	48	50	26	19	42	25	60	53	33	45	51	65	517
18	Madh	3	3	5	...	1	1	7	2	22
19	Juhu	11	16	7	16	16	15	13	14	18	17	7	42	192
20	New Mill	62	99	70	92	101	115	121	113	122	176	140	157	1,368
21	Station and Takia	40	45	33	46	60	44	51	67	63	126	99	89	763
22	Swadeshi Mill, Chuna Bhatti, Khajuri Bhatti and Kassiwada.	40	52	33	37	80	43	64	98	89	82	98	88	804
23	Bazar, Church, Hall Nawpada and 7 villages.	87	89	45	41	113	66	82	104	48	111	103	173	1,062
24	Chembur Proper	171	159	274	71	293	263	312	220	285	347	248	373	3,916
25	11 villages—Mahul, Trombay, Govandi, Vadvali, Borla, Mankhurd, Mandala, etc.	87	28	59	71	116	33	54	64	82	62	45	110	811
26	Ghatkopar	85	80	80	81	87	85	97	89	121	135	105	112	1,157
27	Kirol	68	35	47	41	49	49	58	65	100	87	67	78	744
28	Panwarpole	94	111	116	110	108	104	113	95	177	145	150	154	1,477
29	Vikroli	50	49	34	54	26	57	49	38	51	56	53	61	578
30	Bhandup	91	60	55	70	75	59	55	61	93	89	79	75	862
	Total	2,047	1,871	1,676	1,754	2,268	1,875	2,345	2,269	2,656	2,952	2,413	3,750	27,876

TABLE No. 28

Table showing cases of notifiable Diseases reported during the year 1959

Serial No.	Name of Section.	Cholera.	Small-pox	Plague.	Enteric Fever.	Diphtheria	Typhus	Relapsing Fever.	Kala Azar.	Puerperal Fever.	Tuberculosis.	Leprosy.	Virus Encephalitis	Influenza Pneumonia	Cerebro Spinal Meningitis	Scarlet Fever.	Acute-Anterior Poliomyelitis	Total.
1	Slaughter House, Bunder Wadi and Bazar, Bandra	...	2	...	14	26	12	54
2	Colwad and Bandra Hill	20	26	11	57
3	Pali Hill, Sherli and Chimbai	6	15	12	23
4	Danda	3	8	10	21
5	Khar Scheme and Chamdawalaki Wadi	1	40	46	13	1	1	101
6	Khar and Pali	...	3	...	5	3	1	12
7	Hill Road and Turner Road	1	4	5
8	Santacruz West
9	Santacruz Central	5	25	19	1	40
10	Santacruz East	...	17	...	27	35	10	1	103
11	Vile-Parle East	...	20	...	39	36	10	...	1	1	95
12	Vile-Parle West	...	1	...	39	13	8	32
13	Andheri East	...	2	...	39	45	10	3	99
14	Andheri West	18	29	12	59
15	Jogeshwari East	...	1	...	24	17	10	52
16	Jogeshwari West	2	3	7	12
17	Versova	3	2	5
18	Madh
19	Juhu	4	6	1	3	13
20	New Mill	...	2	...	26	40	20	1	2	91
21	Station and Takia	...	1	...	14	41	3	18	1	75
22	Swadeshi Mill Chuna Bhatti, Khajuri Bhatti and Kasaiwada	17	18	13	1	49
23	Bazar, Church, Hall, Nawpada and 7 Villages	...	4	...	31	19	5	59
24	Chembur Proper	...	4	...	55	86	43	...	1	2	191
25	11 Villages—Mahul, Trombay, Cavandi, Vadvali, Borala, Mankhurd, Mandala, etc.	...	27	...	28	16	6	1	78
26	Ghatkopar	...	8	...	31	21	11	71
27	Kirol
28	Panjarapole	28	6	2	46
29	Vikroli	9	1	12	1	...	1	13
30	Bhandup	...	3	...	20	13	4	41
	Total	...	95	...	518	597	266	...	2	4	1	...	14	1497
	Average of the last 5 year 1954 to 1958	...	131	...	429	395	376	2	...	3	2	...	22	1052

TABLE 29

Infant Mortality by Sections in 1959

Serial No. of Sections	Name of Sections	Months												Total
		January.	February.	March.	April.	May.	June.	July.	August.	September.	October.	November.	December.	
1	Slaughter House, Bunder Wadi and Bazar, Bandra	2	3	3	2	5	5	2	5	3	2	2	4	38
2	Colwad and Bandra Hill	2	3	1	3	3	3	1	1	2	1	2	3	22
3	Pali Hill, Sherli and Chimbai	3	1	4	3	1	2	1	2	1	1	2	3	24
4	Danda	6	8	2	5	6	1	6	4	7	1	1	4	51
5	Khar Scheme and Chandawallaki Wadi	12	7	11	8	15	10	8	14	15	11	5	11	127
6	Khar and Pali	2	3	4	3	3	9	5	2	7	1	6	3	45
7	Hill Road and Turner Road	2	2	2	2	2	3	5	2	5	4	1	1	33
8	Santacruz, West	8	1	1	1	3	1	1	2	6	2	...	3	28
9	Santacruz, Central	7	1	3	...	1	1	4	5	5	5	...	2	39
10	Santacruz, East	18	7	7	3	20	12	15	7	13	10	8	6	126
11	Vile-Parle, East	11	10	17	8	13	14	16	13	14	10	13	14	153
12	Vile-Parle, West	4	4	4	8	5	5	4	12	6	2	5	9	68
13	Andheri, East	13	8	5	6	15	12	7	6	8	11	13	6	110
14	Andheri, West	2	2	3	3	3	3	2	2	8	6	3	2	46
15	Jogeshwari East	3	1	2	4	1	4	7	5	4	8	6	2	47
16	Jogeshwari, West	4	1	1	5	2	2	3	3	1	1	4	3	29
17	Versova	3	1	4	2	8	3	4	...	1	...	3	...	29
18	Madh	1	1
19	Juhu	...	3	1	3	2	1	15
20	New Mill	13	4	7	7	12	11	12	11	17	12	11	14	131
21	Station and Takia	2	1	3	4	4	5	4	5	4	10	3	5	50
22	Swadeshi Mill Chuma Bhatti, Khajuri Bhatti and Kasaiwada	1	2	6	1	5	2	6	7	2	5	1	8	46
23	Bazar Church, Hall Nawpada and 7 Villages	9	11	5	5	9	6	10	8	8	9	22	8	110
24	Chembur Proper	8	9	9	12	12	15	16	...	21	17	20	14	167
25	11 Villages—Mahul, Trombay, Cavandj Vadavli, Borla, Mankhurd, Mandala, etc.	4	2	1	2	3	2	6	7	7	7	7	7	55
26	Ghatkopar	9	6	9	13	19	16	16	8	10	13	10	14	143
27	Kirol	7	4	3	3	4	4	8	2	...	4	2	6	44
28	Panjarapole	16	7	7	4	9	10	8	2	17	18	8	15	121
29	Vikroli	...	3	2	1	3	6	1	1	2	1	...	5	25
30	Bhandup	4	1	5	5	6	4	7	5	9	4	10	9	69
	Total	175	116	126	124	192	172	187	161	204	176	172	181	1,986

TABLE 30
Deaths by Ages and Months in 1959.

Months.	Within 24 Hours.	1-7 Days.	1-4 Weeks.	4 Weeks to 3 Months.	3 to 6 Months.	6-12 Months.	1-2 Years.	2-5 Years.	5-10 Years.	10-15 Years.	15-20 Years.	20-30 Years.	30-40 Years.	40-50 Years.	50-60 Years.	60 and Over.	Age Un- specified.	Total (All Ages)
January ...	17	47	27	30	30	24	33	52	19	5	8	48	39	36	34	128	...	577
February ...	14	28	16	19	19	20	22	28	24	2	6	40	37	36	38	117	4	466
March ...	20	28	17	20	14	27	23	38	19	10	6	32	22	34	46	90	...	446
April ...	14	35	15	48	18	27	32	37	14	4	7	42	34	30	39	85	...	448
May ...	32	23	21	13	36	67	42	44	25	12	16	43	48	42	48	125	...	637
June ...	26	30	30	16	14	56	43	52	24	11	18	44	45	27	52	114	...	602
July ...	30	47	35	19	16	40	38	41	16	10	7	41	30	36	30	104	...	540
August ...	21	42	34	13	11	40	38	62	21	7	4	29	35	27	34	96	...	514
September ...	27	74	30	19	22	32	50	49	15	5	12	56	38	42	55	94	...	620
October ...	20	61	32	27	13	23	43	44	11	7	8	47	36	38	45	147	...	602
November ...	19	58	31	24	19	21	38	54	18	3	14	28	30	46	48	109	...	560
December ...	24	45	35	23	14	40	71	74	28	10	9	48	44	48	42	138	...	693
Total ...	264	518	323	238	226	417	473	575	234	86	115	498	438	442	511	1,347	...	6,705

TABLE 31
Deaths among Infants by Causes, Months and Ages

Causes of Deaths.	Total.	MONTHS.												AGES.			
		Jan.	Feb.	Mar.	April	May	June	July	Aug.	Sept.	Oct.	Nov.	Dec.	Under 1 week.	1 to 4 weeks.	4 weeks to 6 months.	6 to 12 months.
36 Poliomyelitis
28a Malaria
28b Ague and Remittent Fever.
34 Small-pox ...	1	1	1
35 Measles ...	2	1	1	2
8 Scarlet Fever
9 Whooping Cough.	2	1	1	2	...
10 Diphtheria ...	3	1	...	1	3
33 Influenza
4 Cholera
27 Dysentery ...	9	1	1	1	1	1	2	1	1	8
3 Plague
6 Cerebro-Spinal Fever
13 Tuberculosis of Respiratory system ...	2	1	...	1	2
14 Other Tuberculous Diseases ...	19	2	3	2	2	1	3	...	1	1	1	1	2	5	14
30 Syphilis ...	1	1	1	...
70 Rickets ...	28	7	3	3	4	3	3	1	...	1	1	2	6	22	
86 Convulsions ...	22	6	...	1	1	3	2	2	1	2	...	1	3	15	3	3	1
106 Bronchitis ...	8	1	1	2	1	...	1	2	...	2	1	3	2
107-109 Pneumonia ...	525	57	38	39	31	53	48	42	46	42	51	38	40	41	53	238	193
104, 105, 110-114 Other Respiratory Diseases.	1	1	1	...
118 Gastritis
119-120 Diarrhoea and Enteritis ...	216	12	16	14	15	30	22	29	13	18	16	14	17	6	24	85	101
157, 158 Congenital Mal-formation, Injury at Birth...	453	37	21	27	33	35	32	37	39	56	40	50	46	220	108	92	34
159 Premature-Birth ...	553	46	28	33	29	39	47	59	46	70	51	50	55	465	78	10	...
161a Atelectasis
200a-2 Suffocation Over-Lying
200-2a Fever not defined...	8	2	1	...	1	1	1	1	1	1	1	2	4
Other Causes ...	133	4	5	6	5	22	12	14	11	12	15	14	13	32	55	16	30
Total ...	1,986	175	116	126	124	192	172	187	161	204	176	172	181	782	323	464	1

TABLE 32

Deaths from all Causes by Sections and Age-periods

Serial No. of Sections.	LOCALITIES Name of Sections.	Under 1 Year.	1 to 5 Years.	5 to 10 Years.	10 to 15 Years.	15 to 20 Years.	20 to 30 Years.	30 to 40 Years.	40 to 50 Years.	50 to 60 Years.	60 years Over.	Males.	Females.	Total.	No. of deaths among males to 100 deaths among females.	Ratio of per 1000 of Population	Mean during previous 5 years.
1	Slaughter House, Bunder Wadi and Bazar, Bandra	38	16	4	2	2	15	18	15	21	61	106	86	192	12.3	12.0	188
2	Colwad and Bandra Hill...	22	10	2	1	1	6	9	13	31	51	83	62	145	13.4	11.7	113
3	Palli Hill, Sherli and Chimbai	24	8	13	8	17	37	75	85	110	21.4	9.4	96
4	Danda	51	22	6	1	3	6	6	14	17	44	97	76	173	12.8	18.3	130
5	Khar Scheme and Chamdawalaki Wadi	127	69	10	12	6	23	20	20	24	67	208	170	378	12.2	15.4	289
6	Khar and Pali	45	19	9	1	1	15	13	9	9	46	90	76	166	11.8	11.7	126
7	Hill Road and Turner Road	33	12	2	1	1	8	12	9	17	38	75	57	132	13.2	9.1	106
8	Santacruz West	28	12	4	3	...	6	9	14	11	30	65	46	111	14.1	11.4	88
9	Santacruz Central	39	25	5	1	2	11	10	8	9	39	87	68	155	12.8	11.1	140
10	Santacruz East	126	43	19	6	7	22	27	29	24	64	210	157	367	13.4	12.0	412
11	Vile-Parle East	153	65	21	3	2	36	23	35	30	86	253	211	464	11.9	14.7	399
12	Vile-Parle West	68	51	5	2	5	18	8	19	15	51	131	111	242	11.8	12.7	249
13	Andheri East	110	69	14	3	9	35	26	21	39	73	218	181	399	12.0	13.9	421
14	Andheri West	40	28	8	6	2	19	16	11	13	49	118	74	192	15.9	6.9	186
15	Jogheshwari East	47	27	5	4	4	18	15	9	9	25	98	65	163	15.1	52.4	88
16	Jogheshwari West	29	10	5	4	4	12	8	7	6	19	52	44	96	11.8	10.3	73
17	Versova	29	4	2	5	...	4	7	5	6	22	56	29	85	19.3	8.1	65
18	Madh	1	1	2	...	2	20.0	0.5	3
19	Juhu	15	5	3	1	1	2	6	3	...	13	34	21	55	16.2	8.0	51
20	New Mill	131	99	17	4	11	21	28	22	26	76	227	208	435	10.9	15.9	436
21	Station and Takia	50	47	5	2	3	16	8	15	11	53	121	89	210	13.6	11.1	277
22	Swadeshi Mill, Chuna Bhatti, Khajuri Bhatti and Kassawada	46	20	10	11	10	4	15	23	83	60	143	13.8	7.7	228
23	Bazar Church Hall Nawpada and 7 Villages	110	42	5	11	3	24	19	18	22	53	186	121	307	15.4	8.3	305
24	Chembur Proper	167	105	20	5	13	53	32	41	34	98	287	281	568	10.2	30.0	546
25	11 Villages-Mahul, Trombay, Govandi, Vadvali, Borla, Mankhurd Mandala, etc....	55	44	9	3	3	28	18	17	9	44	130	100	230	13.0	10.9	242
26	Chatkopar	143	73	15	5	7	29	24	18	34	59	241	166	407	14.5	8.2	425
27	Kirol	44	20	5	3	1	8	6	8	15	27	74	63	137	11.7	63.5	174
28	Panjarapole	121	60	16	2	2	19	20	25	21	53	168	171	339	9.8	225.1	322
29	Vikroli	25	12	2	2	2	6	4	6	10	10	45	32	77	14.1	5.3	48
30	Bhandup	69	31	6	...	10	22	23	18	10	36	130	95	225	13.7	14.3	109
	Grand Total	1,986	1,048	234	86	115	498	438	492	512	1,347	3,750	2,955	6,705	12.7	13.1	6,335

TABLE 33

Deaths by Sections and months in 1959.

Serial No. of Sections.	LOCALITIES. Name of Sections	January.	February.	March.	April.	May	June.	July.	August.	September	October.	November.	December	Total.
1	Slaughter House, Bunder Wadi and Bazar Bandra	14	17	12	16	18	20	10	17	15	18	19	16	192
2	Colwad and Bandra Hill...	16	13	7	7	13	15	12	10	15	14	12	11	145
3	Pali Hill, Sherli and Chimbai	8	10	9	12	9	11	8	11	11	8	8	9	110
4	Danda	18	14	21	7	18	10	14	15	20	11	13	12	173
5	Khar Scheme and Chandawallaki Wadi	28	22	22	25	47	30	20	33	43	38	28	42	378
6	Khar and Pali ...	11	8	11	8	13	25	14	14	18	5	24	15	166
7	Hill Road and Turner Road	13	10	11	7	12	14	7	12	18	15	6	7	132
8	Santacruz West	23	3	3	4	8	4	10	14	13	10	6	13	111
9	Santacruz Central	21	7	11	6	15	5	16	13	17	18	11	15	155
10	Santacruz East	45	19	27	16	39	36	39	32	37	26	22	29	367
11	Vile-Parle East	39	38	38	39	34	44	43	36	39	33	40	41	464
12	Vile-Parle West	16	19	15	22	26	23	18	25	15	13	17	33	242
13	Andheri East	37	32	28	31	48	39	31	17	28	33	41	34	399
14	Andheri West ...	16	11	15	15	20	19	12	13	19	28	10	14	192
15	Jogheshwari East	11	4	9	13	14	19	14	16	10	22	17	14	163
16	Jogheshwari West	9	8	4	11	8	14	6	4	4	2	11	15	96
17	Versova	11	6	10	7	16	6	9	4	7	2	3	4	85
18	Madh	2	5	5	6	4	9	4	5	2	2	3	1	2
19	Juhu	2	5	5	6	4	9	4	5	2	2	3	8	55
20	New Mill	38	28	22	19	43	38	38	39	40	48	34	48	435
21	Station and Takia	7	18	17	8	19	20	21	15	15	28	21	21	210
22	Swadeshi Mill, Chuna Bhatti, Khajuri Bhatti and Kasaiwada ...	7	9	9	11	15	11	16	18	11	14	3	19	143
23	Bazar Church, Hall Nawpada and 7 Villages	28	28	23	19	31	21	27	22	27	25	34	22	307
24	Chembur Proper	33	41	40	37	39	51	48	43	71	56	58	51	568
25	11 Villages-Mahul, Trombay, Gavandi Vadvali, Borla, Mankhurd Mandala, etc.	20	13	8	13	23	14	16	29	14	26	22	32	230
26	Ghatkopar	27	33	29	39	37	29	41	28	39	33	27	45	407
27	Kiroli	21	10	7	9	12	8	13	5	7	14	11	20	137
28	Panjaraspole	43	22	20	23	23	28	17	9	32	38	27	57	339
29	Vikroli	2	5	4	7	7	15	4	3	5	8	6	11	77
30	Bhandup	13	13	9	10	26	24	12	16	28	14	26	34	225
	Grand Total	577	466	466	448	637	602	540	514	620	602	560	693	6,705

Deaths by Ages, Causes and Sexes

No. in Short List.	Corresponding No. in detailed List.	Causes of deaths.	Within 24 Hours.		1-7 Days.		1-4 Weeks.		4 Weeks to 3 Months.		3-6 Months.		6-12 Months.		1-2 Years.		2-5 Years.	
			Male	Female	Male	Female	Male	Female	Male	Female	Male	Female	Male	Female	Male	Female	Male	Female
1	1-2	Typhoid and Para Typhoid Fever.	1	2	1	2	...	
2	6	Cerebro Spinal Fever.	
3	8	Scarlet Fever	
4	9	Whooping Cough	1	1	
5	10	Diphtheria	1	2	2	4	3	4	...	
6	13	Tuberculosis of Respiratory System.	2	6	1	2	5	...	
7	14-22	Other forms of Tuberculosis.	1	...	1	3	9	5	4	8	10	12	
8	30	Syphilitic disease	1	
9	33	Influenza	
10	35	Measles	1	1	1	4	3	4	...	
11	36	Acute Poliomyelitis and Polioencephalitis	2	...	
12	37	Acute infectious encephalitis.	
13M	45, 46A.	Cancer of buccal cavity and Oesophagus (Males)	
13F	48	Cancer of Uterus	
14	46B	Cancer of Stomach and duodenum.	
15	50	Cancer of breast	
16	5, 46A	Cancer of Other Sites	
17	46, c, 47, 49, 51-55	Diabetes	
18	83	Intra cranial Vascular Lesions.	1	
19	90-95	Heart disease	1	1	
20	96-103	Other diseases of Circulatory system.	1	1	
21	106	Bronchitis	2	...	1	...	1	2	...	2	...	1	1	
22	107-109	Pneumonia	1	3	25	12	35	18	56	53	63	66	98	95	96	110	104	137
23	104, 105, 110-114	Other Respiratory Diseases	1	3	1	1	1	
24	117	Ulceration of the Stomach or duodenum	
25	119, 120	Diarrhoea	1	5	15	9	22	22	24	17	60	41	35	40	24	25
26	121	Appendicitis	
27	115, 116, 118, 122-129.	Other Digestive Diseases.	...	11	3	2	6	3	2	3	...	1	2	3	4	2	8	1
28	130-132	Nephritis	1	1	2	2	2	
29	140-147	Puerperal and Post Abortive Septic.	
30	141-146, 148-150	Other Maternal Causes	
31	159	Premature birth	101	73	168	123	47	31	7	
32	157, 158, 160, 161	Congenital Malformation, injury at birth.	48	33	82	57	55	53	30	28	17	16	14	20	17	13	7	7
33	163, 164	Suicide	
34	170, 171	Road Traffic Accidents	1	1	
35	165-169, 172-198	Other Violent Causes.	1	...	1	...	3	1	5	3	11	5
36 other defined Diseases	34	A Small-pox	1	...	1	...	2	3	
	3	B Plague	
	29	C Kala Azar	
	28a	D Malaria	
	28b	E Ague and Remittent Fever.	
	31	F [Relapsing Fever.	
	200, 2a	G [Fever not defined	1	1	...	1	1	4	2	1	7	5	
	4	H [Cholera]	
	27	J Dysentery	1	3	5	2	2	3	3
	23	K Leprosy	
	162	L Senility and Old Age.	
		M All other causes.	2	1	21	16	34	15	...	3	8	3	24	18	45	52	72	95
		All other causes } Males	153	...	302	...	193	...	121	...	119	...	219	...	228	...	264	...
	} Females	...	111	...	216	...	130	...	117	...	107	...	198	...	245	...	311	
	Total	...	264	...	518	...	323	...	238	...	226	...	417	...	473	...	575	
	Percentage	29.6	15.6	...	

5-10 Years.		10-15 Years.		15-20 Years.		20-30 Years.		30-40 Years.		40-50 Years.		50-60 Years.		60 and Over.		Age Unspecified.		Total.		Persons.	No. in Short List	
Male	Female	Male	Female	Male	Female	Male	Female	Male	Female	Male	Female	Male	Female	Male	Female	Male	Female	Male	Female			
1	3	1	...	5	1	15	3	7	1	3	1	3	1	...	1	40	12	52	1	
...	2
...	3
...	1	1	2	3	4	
1	7	10	17	5	
3	...	3	3	8	7	28	25	38	24	44	16	33	9	32	5	197	97	294	6	
6	4	1	3	2	2	9	5	2	5	4	2	3	3	1	1	53	53	106	7	
...	3	2	1	1	7	1	8	8	
...	1	1	2	2	9	
1	1	6	10	16	10	
...	2	...	2	11	
...	1	1	1	12	
...	2	...	3	...	5	...	9	19	...	19	13	
...	1	1	...	2	...	5	...	2	11	11	11	13	
...	1	...	1	1	1	1	2	3	4	5	9	14	
...	2	...	1	...	3	6	6	6	15	
...	2	...	5	1	8	2	21	6	16	2	25	14	77	25	102	16	
...	1	...	2	...	1	...	1	2	6	4	10	9	21	15	36	16	
...	1	2	2	4	5	3	8	9	35	17	52	35	87	18	
1	1	2	4	...	2	12	10	24	7	50	8	62	12	77	39	228	85	313	19	
...	...	1	3	1	8	3	11	7	30	15	54	27	81	20	
1	1	1	3	...	6	1	9	10	27	15	42	21	
45	45	8	4	9	2	16	12	21	7	16	10	17	3	35	29	645	606	1251	22	
2	...	1	...	1	...	3	6	12	6	15	10	36	12	38	25	113	61	176	23	
...	1	1	2	...	2	...	2	7	1	8	24	
2	2	...	1	2	1	5	2	6	1	9	3	5	3	16	13	226	185	411	25	
...	1	1	...	1	26	
2	1	1	1	6	1	20	14	15	9	18	6	8	3	11	10	106	61	167	27	
2	2	2	4	2	5	1	4	1	7	1	19	9	45	23	68	28	
...	8	...	1	9	9	29	
...	8	...	6	14	14	30	
...	323	230	553	31	
...	270	227	497	32	
...	2	1	2	...	1	5	1	6	33	
2	3	1	1	1	1	...	2	1	1	1	1	...	1	...	9	8	17	34		
15	8	17	5	16	16	84	55	50	15	22	11	13	6	18	10	256	135	391	35	
1	...	1	1	5	2	...	2	1	12	8	20	A	
...	B	
...	C	
...	D	
...	E	
...	F	
1	2	1	1	1	1	2	1	16	17	33	G	
...	H	
3	1	...	1	1	...	1	4	2	3	3	2	3	1	4	8	25	31	56	J	
...	1	1	1	2	1	3	K	
...	2	1	30	16	291	313	323	330	653	L		
32	37	15	10	17	11	59	56	58	76	58	50	60	73	66	79	571	593	1166	M	
121	...	53	...	70	...	277	...	264	...	301	...	336	...	729	3750		
...	113	...	33	...	45	...	221	...	174	...	141	...	175	...	618	2955	...		
...	234	...	86	...	115	...	498	...	438	...	442	...	511	...	1347	6705		
...	3.5	...	1.3	...	1.7	...	7.4	...	6.5	...	6.6	...	7.6	...	20.1	100.0		

TABLE 36—(Concl'd.)

DEATHS BY ALL CAUSES AND MONTHS—(Concl'd.)

Classification No.		SPECIFIC CAUSES OF DEATH	Jan.	Feb.	Mar.	April	May	June	July	Aug.	Sep.	Oct.	Nov.	Dec.	TOTAL
Short List.	Detailed List.														
		(a) Accidents from Farm, etc., Machinery and Vehicles	1
		(b) (1) By Venomous animals
		(2) By other animals
		(c) Other Accidents included under 175...
	176	Accidents caused by Machinery (any cause of death)	6
35	177	Food Poisoning
	178	Accidental Absorption of Poisonous gas—													
		(a) Carbon Monoxide
		(b) Marsh gas or sewer gas
		(c) Chloroform
		(d) Accidental absorption of any other irrespirable or poisonous gas included in 178
	179	Other acute Accidental poisoning (not by Gas)—													
		(a) Salvarsan and other organic preparations of arsenic
		(b) Other acute accidental poisoning not by Gas included in 179	1	3	1	1	6
	180	Conflagration
	181	Accidental Burns (Conflagration excepted) ...	10	10	15	12	6	6	7	8	6	2	4	4	90
	182	Accidental Mechanical Suffocation	1	1	2
	183	Accidental drowning ...	4	2	3	3	4	10	1	5	9	2	...	4	47
	184	Accidental Injury by Firearms
	185	Accidental Injury by cutting or piercing instruments
	186	Accidental Injury by fall, crushing, land slides, etc. ...	12	7	6	7	6	3	6	7	6	5	12	11	88
	187	Cataclysm (any cause of death)
	188	Injury by animals (Poisoning by Venomous animals excepted)
	189	Hunger or Thirst
	190	Excessive Cold
	191	Excessive Heat
	192	Lighting	1	1
	193	Other Accidents due to Electric Currents	1	1	1	...	1	4
	194	Attack by Venomous Animals—													
		(a) Hydrophobia	1	...	3	...	1	2	7
		(b) Snake Bites	1	1
		(c) Attack by Venomous animals included in 19	1	1
35	195	Other Accidents—													
		(a) (1) Vaccinia	1	1
		(2) Other Sequelae of Vaccination against Small-pox
		(b) Other accidents due to medical or surgical intervention—													
		(1) Anesthetic accidents
		(2) Other accidents included under 195(b)
		(c) Lack of care of the New born
		(d) Other and Unspecified accidents under 195 ...	3	4	3	8	11	8	3	2	5	3	6	9	65
	196	Deaths of persons in Military Service during operations of war—													
		(a) From Poison gas
		(b) From wounds
		(c) From other or Unspecified causes
	197	Deaths of civilians due to operation of war—													
		(a) From Poison Gas
		(b) From Wounds
		(c) From other or Unspecified causes
	198	Legal Executions
<i>XVIII—Ill-defined causes of Deaths</i>															
36	199	Sudden Death
36	200	Causes of Death Unstated or Ill-defined
		(a) Ill-defined Causes—													
		(1) Heart failure ...	7	5	11	4	15	9	9	4	17	10	8	4	103
		(2) Other ill-defined causes ...	8	7	11	3	10	6	6	11	16	18	6	11	113
		(b) Found dead, Cause unknown	1	1
		(c) Other deaths from Unknown or Unspecified cause	2	1	5	4	1	...	1	1	15
G	2002a	Fever not defined ...	5	1	3	3	3	2	3	5	2	3	3	...	33
Total ...			577	436	466	448	637	602	540	514	620	602	560	693	6,705

TABLE 37
Blood Slides Examined for Malaria Parasites

No. of slides examined.	No. of slides found positive
322	Nil.

TABLE 38

Statement showing the Insecticides used during the year 1959.

Sr. No.	Insecticide.	Quantity.
1.	Aromex (F. G.)	10,815 Gallons.
2.	B.H.C. 1 % Eml.	213 do.
3.	B.H.C. 50% Suspension.	60 Cwt.
4.	Berol V.M.A.	448 Lbs.
5.	B.H.C. 10% Dust	352 Cwt.
6.	D.D.T. Tech. (F. G.)	46,963 Lbs.
7.	D.D.T. Tech. (P.)	18,150 "
8.	Diazinon 40 %	1,837 "
9.	D.D.T. Solution 1st Grade	54 Gallons.
10.	Dieldrin Eml. 15%	11 -do-
11.	D.D.T. Eml. 40 %	3,457 -do-
12.	Malariol	9,456 -do-
13.	Malathion	381 -do-
14.	Parethrum	163 -do-
15.	Sovacide B. X. F.G.	9,285 -do-
16.	—do— P.	12,590 -do-
17.	Triton X-100	60 -do-
18.	Tugon Baits	6 Lbs.
19.	Soap Solution	3,234 Gallons

TABLE 39

Anopheles Breeding detected by months in 1959

Breeding detected in	Jan.	Feb.	Mar.	Apr.	May	June	July	Aug.	Sept.	Oct.	Nov.	Dec.	Total
Open wells	12	14	15	14	15	...	2	...	7	22	34	27	162
Cisterns
Masonry tanks	...	5	3	9	10	...	2	...	3	12	7	6	57
Tins
Gully traps and storm water entrances.	...	1	1	10	15	...	1	...	11	39
Pools, low lying lands etc.	42	91	54	87	30	...	3	4	24	103	92	73	603
Old receptacles	6	4	8	18
Total	54	111	73	120	70	...	8	10	49	145	133	106	879

TABLE 40
Anopheles Breeding detected—By Wards in 1959.

Nature of Breeding Place	Ward					Total
	H	K	L	M	N	
Open wells	31	108	2	6	9	156
Cisterns
Masonry tanks	30	24	2	1	2	59
Tins and Old receptacles...	...	8	5	...	5	18
Gully traps and Storm water entrances	25	13	3	1	...	42
Pools, Lowlying, etc.	285	289	14	5	11	604
Total	371	442	26	13	27	879

TABLE 41
Spleen Rate by Wards during the year 1959

Ward	No. of Children examined	No. of children found with enlarged spleen	Percentage
H	...	Nil	0.0%
K	24	Nil	0.0%
L	144	Nil	0.0%
M	108	Nil	0.0%
N	...	Nil	0.0%
Total	276	Nil	0.0%

TABLE 42
Wells by Wards

Ward	Total No. of wells in the Suburbs	No. of wells open or partially open			No. of wells hermetically concrete covered with and without pump.		
		Total No.	Open	Trap Door	Total No.	With pump	Without pump
H	385	324	320	4	61	10	51
K	856	770	763	7	86	20	66
L	270	232	226	6	38	24	14
M	347	347	346	1
N	617	607	596	11	10	2	8
Total	2,475	2,280	2,251	29	195	56	139

TABLE 43
Wells filled in etc. by wards during the year 1959

Ward	Total No. of Wells	Filled in	Dealt with	
			Covered Completely	Covered with trap door
H	385	13	3	...
K	856	43	11	2
L	270	2
M	347	4
N	617	4	...	6
Total	2,475	66	14	9

TABLE 44.
Primary Vaccination and Results.

No. primarily vaccinated.	No. in which results were checked.	No. success fully vaccinated.	@No. of insertions seen.	@No. of insertions successful.
*31,667	18,740	18,740	58,987	50,534
* (a) Births Registered during the year				... 27,876
†(b) Case success rate				... 100 per cent.
@(c) Insertion success rate				... 85.67 per cent.

TABLE 45.

Births (Registered) and Primary Vaccinations by months.

Year 1959.	Jan.	Feb.	March	April	May	June	July	August	Sept.	Oct.	Nov.	Dec.
Births	2,047	1,871	1,676	1,754	2,268	1,875	2,345	2,269	2,656	2,952	2,413	3,750
Primary Vaccination*	3,887	4,140	3,265	1,977	1,481	1,540	1,793	1,869	1,929	2,130	3,282	4,374
Re-vaccinations	7,966	8,549	14,840	9,309	4,130	1,140	1,856	1,994	1,900	3,028	4,083	2,991

* 23,555, children born in (Suburbs) Bombay and 8,112 out-born.

TABLE 46.
Results of Primary Vaccinations by ages.

Results.	AGE GROUPS.			Total.
	Under 1 year.	1 to 6 years.	6 years and above.	
Successful	14,832	3,862	46	18,740
Unsuccessful
Unknown	10,304	2,564	59	12,927
Total	25,136	6,426	105	31,667

TABLE 47.
A.—HOSPITALS

The three Hospitals in the Suburbs are situated on the Western Side at Bandra and on the Eastern side at Kurla and Ghatkopar respectively. The work done at these institutions is summarised below :—

Particulars.	Bhabha Hospital Bandra.		Bhabha Hospital Kurla.		Seth V. C. Gandhi & M. A. Vora Hospital at Rajawadi Ghatkopar.	
(i) Accommodation of beds—						
General male ward	10		13		25	
General female ward	10		...		25	
Maternity ward	45		13		20	
Emergency	
Total Number of beds	65		36		70	
(ii) Attendance—						
Year	Attendance (annual) of in-patients.	Daily Average.	Attendance (Annual) of in-patients	Daily Average	Attendance (Annual) of in-patients	Daily Average
1957	21,340	58.49	3,055	5.6
1958	21,153	59.00	1,795	5.00	270	2.25
1959	21,818	59.78	2,362	7.8	13,660	37.4
(iii) Surgical Operations—						
1957	...	401	25	
1958	...	943	244		18	...
1959	...	612	38		328	...
(iv) Expenditure						
Year.	Total Cost.	Cost per patient.	Total Cost.	Cost per patient.	Total Cost	Cost per patient.
	Rs. nP.	Rs. nP.	Rs. nP.	Rs.nP.	Rs. nP.	Rs. nP.
1957	1,95,000 00	9 13	1,24,862.00	3.06
1958	2,20,043 00	1 47	1,55,664.00	3.34	58,040.75	26.00
1959	2,44,634 02	10 73	1,76,830.00	5.04	1,44,650.00	11.32

* Started from 1st September 1958.

TABLE No. 48.

B.—MATERNITY SERVICES.

The Maternity Service was rendered through four centres and the details of work done thereat are given below:—

Particulars.	Maternity Ward at Khershedji Behramji Bhabha Hospital, Bandra.			Maternity Ward at Khan Bahadur H. K. Bhabha Hospital, Kurla.			Municipal Maternity Home at Chembur.			Shamabai Vithaldas Khimji Municipal Maternity Home at Rajawadi Ghatkopar.			Total.		
	(1)	(2)	(3)	(4)	(5)	(6)	(7)	(8)	(9)	(10)	(11)	(12)	(13)	(14)	(15)
No. of Beds	...	45	13	18	20	96	
No. of confinements including primiparae.	3,565	3,452	4,349	1,267	1,288	1,646	1,014	1,266	1,461	1,209	1,208	1,838	7,065	7,194	9,294
Primi parae	608	627	627	237	229	...	222	211	297	234	292	366	1,301	1,359	1,290
Still births	54	72	91	19	24	27	26	31	30	37	27	67	136	154	215
<i>Anti-Natal Clinics</i>															
New Cases	4,332	4,964	4,889	2,200	2,574	2,812	1,563	2,021	2,199	1,858	2,236	2,702	9,953	11,795	12,602
Total attendance	15,941	20,036	17,659	8,652	9,923	10,007	6,364	7,572	7,187	6,002	7,123	10,067	26,959	44,654	61,812
Daily average	109.93	129.2	48	50.1	6,900	64.98	67	78	94.8	63	74	82.3
<i>Post-Natal Clinics</i>															
New Cases	874	2,011	1,180	285	368	297	511	532	597	1,465	781	903	3,135	3,692	2,977
Total attendance	874	2,114	2,391	533	715	766	2,084	1,157	1,331	3,226	1,636	2,155	6,717	5,622	11,205
Daily Average	17.83	42.2	6	1,158	15	14.45	21	12	2.3	37	17	23.7
<i>Family Planning Clinic</i>															
New Cases	182	99	107	50	46	50	53	64	70	48	72	54	333	281	281
Total Attendance	332	226	362	25	94	133	204	284	267	130	233	185	691	947	947
Daily Average	6	7	0	2.2	2	2.55	4	6	6.7	2	4	3.6

TABLE 49

Statement showing the Results of dissection for Filarial nematodes during 1959

Locality.	Number caught.	Number dissected.	No. of infected mosquitoes showing various stages No. showing.			
			Unsheathed Micro-Filaria in Thorax.	Sausage forms.	Pre-infective larvae.	Infective stage. ...
(1) Kurla ...	3,294	924	12	30	19	4
(2) Vile-parle ...	4,623	778	25	27	23	3
(3) Kalina ...	3,407	795	11	39	17	4
(4) Marol ...	4,754	906	10	29	21	7
(5) Chum ...	1,591	464	3	13	8	2
(6) Danda ...	2,451	795	4	20	14	4
(7) Ghatkopar ...	2,652	636	5	16	20	6
(8) Andheri ...	4,118	709	3	22	14	1
Total ...	26,890	6,007	73	196	136	31

TABLE 50

Suburbs—1959

Number of Live-births in each Age group of the mother and in each order of Live-birth during 1959.

Age group of mothers at confinement, above 44 years actual age is stated.	ORDER OF LIVE-BIRTHS															Information not available.	Above 15 specify in each case the actual order of pregnancy.	Total No. of confinements in each age group.
	(1)	(2)	(3)	(4)	(5)	(6)	(7)	(8)	(9)	(10)	(11)	(12)	(13)	(14)	(15)			
Under 15 years	...	5	5
15 to 19 years	...	1,601	235	16	7	1,859
20 to 24 "	...	3,752	3,320	1,603	539	134	27	4	1	7	9,387
25 to 29 "	...	1,130	2,052	2,558	1,964	1,024	421	117	29	13	2	1	...	1	12	9,324
30 to 34 "	...	230	642	869	1,092	1002	670	380	143	52	15	8	2	2	1	...	4	5,112
35 to 39 "	...	48	100	170	258	277	284	221	145	66	32	14	7	1	...	1	1	1,625
40 to 44 "	...	9	6	18	23	34	33	40	33	28	9	5	7	1	246
45 "	...	2	...	1	3	2	1	3	3	3	2	20
46 "	1	1
47 "
48 "	1	...	1	2
49 "
50 & over "	1	1
Information not available	...	28	29	30	16	8	7	...	2	...	2	172	294
Progressive	Total	6,805	6,384	5,265	3,902	2,481	1,445	766	357	162	60	28	18	5	1	1	196	27,876

PART-II.

INDEX

(SUBURBS)

	PAGES
(1) Appendices—Supplementary reports and Tables for Hospitals and Dispensaries ...	8-10,38,39
(2) Area and Population ...	1
(3) Birth and Birth-rate ...	1
(4) Births by months ...	8
(5) Cerebro-spinal meningitis ...	2
(6) Cholera ...	2
(7) Cemeteries ...	2
(8) Deaths and death rate ...	2
(9) Deaths by months ...	8
(10) Diphtheria ...	2
(11) Disinfection ...	2
(12) Dispensaries ...	7
(13) Enteric fever ...	2
(14) Epidemic and other diseases ...	2
(15) Food sanitation ...	3
(16) Hospitals ...	38
(17) Influenza ...	2
(18) Leprosy ...	2
(19) Malaria ...	2
(20) Maternity and Child Welfare Services ...	2
(21) Maternity Services ...	39
(22) Meteorological Data ...	10
(23) Milk-in-School Scheme ...	1
(24) Notification of Infectious diseases ...	2
(25) Plague ...	2
(26) Poliomyelitis ...	2
(27) Prosecutions ...	11
(28) Review of the year ...	1
(29) Small-pox ...	2
(30) Tuberculosis ...	2
(31) Vaccination ...	5
(32) Venereal Diseases ...	2

PART--II
CONTENTS
(EXTENDED SUBURBS)

	PAGE
(1) Summary of the vital statistics	45
(2) Review of the year	45
(3) Vital statistics	45
(4) Control of communicable diseases	46
(5) Sanitary conditions in the merged areas	47
(6) Licensable Trades	47
(7) Laboratory work	47
(8) Health Publicity and Propaganda	47
(9) Insecticide Services	47-48
(10) Vaccination	48
(11) Medical Relief	48
Hospitals (Table 47)	48
Maternity Services (Table 48)	48
Dispensaries	50
(12) General Review	49
(13) Tables Nos. 1 to 50 relating to the vital statistics, sanitation and Medical Relief	49 to 79
(14) Maternity and Child Welfare Services	46

PART—II
Summary of the Vital Statistics
FOR THE YEAR 1959.

(1) Area of Extended Suburbs		... 75 sq. miles. (47,980 acres)						
(2) Density of Population per acre		... 3.27						
(3) Population	<table border="0" style="display: inline-table; vertical-align: middle;"> <tr> <td style="font-size: 2em; vertical-align: middle;">}</td> <td>Census 1951</td> </tr> <tr> <td style="font-size: 2em; vertical-align: middle;">}</td> <td>Mid-year estimated for 1959</td> </tr> </table>	}	Census 1951	}	Mid-year estimated for 1959	<table border="0" style="display: inline-table; vertical-align: middle;"> <tr> <td>... 1,55,174</td> </tr> <tr> <td>... 2,42,000</td> </tr> </table>	... 1,55,174	... 2,42,000
}	Census 1951							
}	Mid-year estimated for 1959							
... 1,55,174								
... 2,42,000								
(4) Total live births registered		... 8,003						
(5) Birth rate per 1,000 of population	<table border="0" style="display: inline-table; vertical-align: middle;"> <tr> <td style="font-size: 2em; vertical-align: middle;">}</td> <td>Census 1951</td> </tr> <tr> <td style="font-size: 2em; vertical-align: middle;">}</td> <td>Mid-year estimated for 1959</td> </tr> </table>	}	Census 1951	}	Mid-year estimated for 1959	<table border="0" style="display: inline-table; vertical-align: middle;"> <tr> <td>... 51.6</td> </tr> <tr> <td>... 33.07</td> </tr> </table>	... 51.6	... 33.07
}	Census 1951							
}	Mid-year estimated for 1959							
... 51.6								
... 33.07								
(6) Total deaths registered		... 1,774						
(7) Death rate per 1,000 of population	<table border="0" style="display: inline-table; vertical-align: middle;"> <tr> <td style="font-size: 2em; vertical-align: middle;">}</td> <td>Census 1951</td> </tr> <tr> <td style="font-size: 2em; vertical-align: middle;">}</td> <td>Mid-year estimated for 1959</td> </tr> </table>	}	Census 1951	}	Mid-year estimated for 1959	<table border="0" style="display: inline-table; vertical-align: middle;"> <tr> <td>... 11.4</td> </tr> <tr> <td>... 7.32</td> </tr> </table>	... 11.4	... 7.32
}	Census 1951							
}	Mid-year estimated for 1959							
... 11.4								
... 7.32								
(8) Total deaths among infants (under 1 year)		... 491						
(9) Infant deaths per 1,000 live births		... 61.4						
(10) Maternal Deaths		... 9						
(11) Maternal Death Rate per 1,000 of births (including still births)		... 1.1						
(12) Maternal Death Rate per 1,000 of live births		... 1.1						
(13) Still Births		... 213						
(14) Plague Deaths		... Nil.						
(15) Cholera Deaths		... Nil.						
(16) Small-pox—								
(a) Deaths		... 44						
(b) Death rate (per 1,000 of population)		... 0.28						
(17) Influenza—								
(a) Deaths		... 4						
(b) Death rate (per 1,000 of population)		... 0.04						
(18) Tuberculosis—								
(a) Deaths		... 145						
(b) Death rate (per 1,000 of population)		... 0.93						

ANNUAL REPORT OF THE DEPUTY EXECUTIVE HEALTH OFFICER FOR THE (Ext. Subs.) FOR THE YEAR 1959

Preliminary.—Dr. R. B. Fondekar, M.B.B.S., B.Hy., Deputy Executive Health Officer, and Dr. D. V. Parulekar, M.B.B.S., D.P.H., M.P.H., (U. S. A.), acting Deputy Executive Health Officer, were in charge of the Health services in the Extended Suburbs from 1st January 1959 to 3rd October 1959 and from 5th October 1959 to 31st December 1959 respectively.

Review of the year.—Sanitary supervision in the merged areas of the Extended Suburbs comprising of 20 Sections was consolidated and maintained with a view to improving sanitation all around by adopting the following measures :—

1. Inspection and supervision of premises and their environments with a view to rectification of sanitary defects through the enforcements of sanitary regulations on owners and occupiers.
2. Sanitary control over licensable trades.
3. Enforcing food sanitation, destruction of food and
4. Pest control.

OUTSTANDING ACTIVITIES OF THE YEAR

Appointment of special staff for stables.—One of the main causes of insanitary condition prevailing in the Extended Suburbs is the deplorable condition in which the stables are maintained. With a view, therefore, to improve the condition and also to do away with those stables which are beyond improvement, Stable Inspectors were appointed. They have already completed the survey of the stables and vigorous actions are undertaken with the aforesaid aim in view.

Peoples' Mobile Hospital Van.—Services of the Peoples' Mobile Hospital Van were taken on hire basis so as to render medical relief to the residents of the villages scattered in the distant parts of the P & R Wards.

Family planning clinics.—Two Family planning clinics one at Topiwala Charitable Dispensary, Goregaon and the other at K. K. Charitable Dispensary, Borivli were started for the convenience of people of the area concerned.

Area and Population.—The total area of the Extended Suburbs included in Greater Bombay is about 47,980 acres (75 Square miles). The population as enumerated in the census of 1951 was 1,59,617 and mid-year estimated population for 1959 was 2,42,000.

Density of population.—The mean density of population is 3.27 per acre.

Meteorology.—Meteorological data is given in table 9.

Rainfall.—The total rainfall recorded at Santacruz Observatory was 2,923.1 mm. as against 3,784.9 mm. in the previous year. The wettest month of the year was July 1959 with 987.5 mm. of rain as against 1,254.0 mm in the month of August 1958 which was the wettest month during that year.

VITAL STATISTICS.

Births and Deaths.—8003 live births (4,027 males and 3,976 females) were registered during the year as against 6,395 in the year 1958, showing an increase of 1,608. Total deaths registered were 1,774 as against 1,694 in 1958 showing an increase of 80. Birth rate was 51.6 and the death rate was 11.4 per 1000 population giving natural increase of 40.2 per 1000. Part of the increase in registered births was presumably due to more complete registration.

Registration of live births by months in 1959 is given in Table No. 1.

Still births reported during the year was 213 or 2.7 per cent. of live births.

Mortality by sexes.—Of the total 1,774 deaths registered in the year 1,015 were males and 759 were females.

Mortality by causes *vide* table 35.

Mortality by months *vide* table 2.

Copies of Birth and Death Registry.—The number of copies of birth and death registry prior to 28th December 1958 pertaining to the population of the Extended Suburbs issued during the year by the Borivli and Mulund Offices is as follows :—

Birth Certificates	68
Death Certificates	151

Infant Mortality.—Total deaths among infants under one year numbered 491. The infant mortality rate was 61.4 per 1,000 live births for the year 1959. Classification of infant mortality for the year by principal causes and ages is given in Table 4.

Cemeteries.—The cemeteries have not been registered as required under Section 435 of the Bombay Municipal Corporation Act as full particulars in their respect are still not available. However, steps have already been taken to re-organize the cemeteries and the proposal in that case is being finalised.

CONTROL OF COMMUNICABLE DISEASES.

- (a) **Notification.**—Notification of infectious diseases by Medical Practitioners showed improvement.
- (b) **Plague.**—Plague was absent during the year. Anti-Plague measures such as rat destruction, flea destruction especially through D. D. T., dusting of rat holes and D. D. T. spraying of houses, etc., were, however, continued.
- (c) **Small pox.**—Small-pox caused 57 attacks and 44 deaths.
- The number of primary vaccination and re-vaccination was 11,449 and 29,010 respectively. Details of vaccination service are given under the head "Vaccination."
- (d) **Cholera.**—Cholera was absent.
- (e) **Influenza.**—There were 4 deaths from influenza.
- (f) **Enteric fever.**—143 cases and 15 deaths were reported from this disease. Inoculations against typhoid were performed by the Medical Staff.
- (g) **Poliomyelitis.**—Nil.
- (h) **Diphtheria.**—196 cases and 12 deaths were reported.
- (i) **Cerebro Spinal Meningitis.**—There was 1 death.
- (j) **Malaria.**—No death due to malaria was registered during the year. Out of 9 Blood smears taken by the Medical Officer in charge of the Municipal Dispensaries and examined at the Municipal Laboratory none was found positive. Anti-mosquito measures were carried out in all the Wards by the Insecticide Branch as per details given in a separate Section of the report.
- (k) **Dysentery.**—There were 21 deaths from Dysentery.
- (l) **Tuberculosis.**—Tuberculosis took a toll of 145 lives and the death rate was 0.93 per thousand of the population.

OTHER PRINCIPAL DISEASES

- (m) There were 350 deaths from the disease of the Respiratory System, 17 from Bronchitis, 175 from Diarrhoea, 250 from Pneumonia, 195 from Congenital Debility and 114 from Senile Debility.
- (n) **Venereal Diseases.**—The cases reported at the Medical Institutions were directed to the Venereal Diseases Clinic at 354, Bellasis Road, Bombay.
- (o) **Leprosy.**—The Acworth Leprosy Home at Matunga and Leprosy Home at Trombay as well as Leprosy Clinic at N. J. Wadia Dispensary, Andheri, were taken advantage of for the control of this disease. The record of field work done by the Health Visitor is given in Table 1.

Disinfection.—Terminal disinfection of houses was carried out and concurrent disinfection was advised wherever cases of infectious diseases were known to have occurred.

As the pipe water supply is yet to reach in every nook and corner of the Extended Suburbs, the chlorination of the well water continued during the year.

Maternity and Child Welfare Services.—Maternity and Child Welfare services were continued in all their aspects through clinics at the two Maternity Homes in the Extended Suburbs.

Services offered were (i) institutional care and (ii) domiciliary cases. The former included the activities such as ante-natal, postnatal, follow-up work, education and propaganda of these services through group talks, etc. Domiciliary cases included propaganda amongst the women folk. Domiciliary visits were also paid by the Health Visitors.

Family Planning.—(1) Advice in spacing of births was given confidentially by the Medical Officer to the needy married women at the four family planning clinics—two at both the Maternity Homes and at two newly established clinics at two dispensaries.

(2) Contraceptives were also given free after demonstrating their use.

(3) The Health Visitors attached to the Maternity Homes also paid domiciliary visits to the mothers for carrying on follow-up work and propaganda amongst the women.

SANITATION.

Measures to improve sanitation comprise of (a) premises sanitation and (b) food sanitation.

(a) Sanitation pertaining to premises includes inspection of premises and their environments, taking measures to remedy the defects and control over licensable trades, etc.

SANITARY CONDITIONS IN THE MERGED AREAS

The insanitary condition prevailing due to lack of proper means of disposal of waste water and unhygienic stables in the merged areas could not be improved to a desired extent. However, sanitary requisitions were enforced to improve the sanitation of the premises (*vide* tables 10 to 13) and an improvement to a certain extent was, no doubt, noticeable.

Licensable trades.—In a number of cases of eating houses, sweetmeat shops, milk shops, hair dressing saloons, as the requirements communicated with a view to improving their sanitary condition were not found carried out, actions were continued to be taken. The concerns in which cases the requirements were found carried out were licensed.

All stables were surveyed and usual stable requirements, in order to improve their conditions were communicated to the parties concerned. As, however, the requirements were not found carried out in a large number of cases, prosecutions were launched.

(b) **Food Sanitation.**—This included supervision and control through licensing of food establishments inspection of food stuffs exposed for sale and seizure and destruction of food found unwholesome and unfit for human consumption, *vide* Table 14.

LABORATORY WORK

The total number of samples examined during the year was 138, of these 79 samples were examined chemically, 50 bacteriologically and 9 clinically.

CHEMICAL

Foods stuffs.—13 samples of food stuffs were examined *vide* table 12.

Water.—66 samples of water were examined as shown below :—
55 from wells.
11 from other sources.
of these 62 samples were found to be unfit for potable purposes.

Miscellaneous.—No samples of miscellaneous nature were examined.

BACTERIOLOGICAL AND CLINICAL

59 samples were examined bacteriologically.

Water.—50 samples of water were examined as under :—
47 from wells.
3 from other sources.

of these 45 well water samples and 2 from other sources were found to be unsatisfactory for potable purposes.

Samples for Diagnostic purposes.—Only 9 samples of blood for malarial parasites were taken.

HEALTH PROPAGANDA AND PUBLICITY IN THE SUBURBS

The Publicity Section of the Public Relations Department disseminated knowledge on health, hygiene and cleaner living among the masses through popular media like posters, leaflets, health exhibitions, film-shows, talks through mobile vans, etc. during cleansing and other immunization campaigns against communicable diseases and food sanitation drives.

A special health stall was put up at Daulat Nagar, Borivli, during National Health Week celebrated by Bharatiya Jan Sangh.

CLEANSING CAMPAIGNS

With a view to keeping alive the interest and enthusiasm with regard to Health Cleanliness Weeks intensive cleansing campaigns were continued weekly in all the Suburban Wards in turn in which Municipal services and voluntary efforts were co-ordinated and pressed into service with appreciable results. The citizens were exhorted to form Building or Chawl Committees and to maintain environmental sanitation.

INSECTICIDE BRANCH

Residual spraying of all villages which were known to be malarious was intensified in consonance with the policy adopted by the Government for the Malaria Eradication.

Anti-fly measures by spraying and dusting of insecticides were carried out in all the localities where environments were favourable for fly breeding.

Enhanced water supply in the absence of effective drainage has resulted in stagnations and water-logging of the vast and extensive low lying areas particularly along the fore-shore and creek lands. Mosquito control in these situations were difficult as these areas remain inaccessible for effective larvicidal treatments. This problem is being tackled in collaboration with the Drainage Department.

Active participation by the Insecticide Branch in the National Malaria Eradication Programme was another special feature this year. Free supply of D. D. T., solvents and emulsifiers from the State Government for this project was adequate.

Liquidation of potential mosquito breeding places such as disused wells, lowlands, etc. has been partially achieved by statutory action calling upon landlords to carry out filling in with earth or covering of wells with reinforced cement concrete.

Statement of insecticides used during the year is given in Table 38. DDT continued to be an effective insecticide against D. D. T. resistant insects.

The position as regards the presence of Anopheles mosquitoes in the Extended Suburbs is summarised in Tables 39 and 40.

Evidence of the existence of Malaria as indicated by 'Spleen rate' is shown in Table 41 Ward-wise.

The old and disused wells present serious problem in mosquito control and the statement in Table 42 annexed shows details about wells rendered mosquito proof by either filling in or covering with cement concrete.

VACCINATION

All the 8 Public Vaccination Stations including one daily and seven weekly continued working during the year under report.

Vaccine lymph was supplied to the staff from the cold storage cabinets kept at Bandra and Kurla respectively.

A number of cases of small-pox occurred in T-Ward, Mulund, during the usual season viz. February and March 1959. Immediate precautionary measures were adopted such as opening of three daily temporary centres, mass vaccination campaigns in the affected localities. Vaccination with the help of the propaganda van was started in the late hours of the day near Railway Stations and in different localities. Vaccination was also carried out in Municipal and Private Schools and in industrial concerns in T-Ward. Small-pox in P and R Wards was practically absent except a few sporadic cases. Vaccination campaigns were also arranged in P and R Wards as a precautionary measures.

INSPECTION OF RESULTS

The results of primary vaccination were checked by the Vaccinators. They were rechecked personally by the Head Vaccinator in 1,984 cases.

The rate of successful vaccination was 100 per cent. On checking the Vaccinator's work in a number of cases that visited the Stations for showing results on 8th day after vaccination, the results were found satisfactory. Such inspection also ensured that the vaccine lymph used was consistently of good potency.

The results of revaccination were checked only in the cases of those who called again to obtain certificate in the International Form.

POSTPONEMENT OF PRIMARY VACCINATION

During the period under review Primary vaccination was postponed only in 9 cases in which valid certificates were received.

PROSECUTIONS

No prosecutions were launched for failure either to bring infants for vaccination or to present them for inspection 7 days after the operation.

ILL EFFECTS FROM VACCINATION

No serious ill effects due to vaccination were, observed or reported during the year under report.

MEDICAL RELIEF

The Municipal Institutions rendering medical relief in the merged area of Extended Suburbs during the year under report were as follows :-

(1) Topiwala Charitable Dispensary, Goregaon.

* (2) Choksey Charitable Dispensary, Marve Road, Malad.

@ (3) Basil Gomes' Dispensary, Manori.

(4) Karsondas Keshavji Charitable Dispensary, Borivli.

(5) Purshottam Jadhavji Kama Charitable Dispensary, Mulund.

(6) Smt. M. T. Agarwal Municipal General Hospital, Mulund. (Started from 2-10-1959)

* This dispensary is having full working days on Tuesdays, Thursdays and Saturdays and on the remaining week days it works for half day.

@ This is a part-time Dispensary and works from 3-30 P.M. to 6-30 P.M. on Mondays, Wednesdays and Fridays only.

AMBULANCE

There were two ambulances—one at Malad and the other at Mulund which continued to render services on payment of prescribed charges.

GENERAL REVIEW

The whole area of the Extended Suburbs is undrained and unsewered. The main problem, therefore, is absence of proper means of disposal of waste water and sullage water. Unless effective steps on a wider scale are taken, this problem will continue to baffle our actions which result in giving only temporary relief.

A larger number of premises in these parts of the Extended Suburbs are either with inadequate or without sanitary accommodation. A number of actions have already been taken to enforce the sanitary accommodation. This type of actions will be continued to be taken wherever found necessary.

The food establishments and stables are not maintained in a sanitary condition. Requirements with a view to improving their condition have been communicated and steps are taken to see that they are carried out even on pain of prosecution. On the whole, all possible measures are being taken to bring the sanitary services and medical relief on the lines obtained in the City.

TABLE NO. 1.
BIRTHS BY MONTHS, 1959.

Year.	MONTHS.												Total.
	Jan.	Feb.	Mar.	April.	May.	June.	July.	Aug.	Sept.	Oct.	Nov.	Dec.	
1959	692	613	485	505	523	570	616	650	743	902	902	802	8,003

TABLE NO. 2.
DEATHS BY MONTHS—1959.

Period.	MONTHS.												Total.
	Jan.	Feb.	Mar.	April.	May.	June.	July.	Aug.	Sept.	Oct.	Nov.	Dec.	
1959	131	114	146	158	151	168	167	154	146	139	133	167	1,774

TABLE NO. 3.
Municipal Maternity Homes

The accommodation and the admissions in each home during 1959.

Name of the Maternity Home.	No. of cases admitted.	No. of beds.
(1) Choksey Maternity Home, Malad	1,318	28
(2) S. J. D. C. Municipal Maternity Home Mulund	800	30
Total	2,118	58

TABLE NO. 4.
Infant Mortality From Principal Causes (1959)

Causes of Death.	Number.
Poliomyelitis	12
Smallpox	1
Measels	6
Malarial Fever	103
Ague and Remittant Fever and Fever Not defined	5
Diarrhoea and Enteritis	189
Dysentery	114
Infantile debility and Malformation including premature births	8
Diseases of the respiratory system :	53
Convulsions	
Other Causes	
	491

TABLE NO. 5.

Infant Deaths from Principal Causes by Age Groups Expressed as Percentages of the Total Infant Deaths

Age Period.	Small-pox.	Measles.	Malarial Fever.	Ague and Remittent Fever and fever not defined.	Diarrhoea and Enteritis.	Dysentery.	Infantile Debility and Malformation and Pre-mature birth.	Diseases of the respiratory system.	Convulsions.	Poliomyelitis.	Other Causes	All causes.
Under 7 days	0.6	0.6	...	87.5	3.1	1.9	...	6.3	100.0
1 to 4 weeks ...	1.2	1.2	21.0	...	39.6	25.9	3.7	...	7.4	100.0
4 weeks to 6 months ...	4.4	0.9	31.0	3.5	11.5	38.9	0.9	...	8.9	100.0
6 to 12 months...	4.3	0.5	...	2.9	36.3	0.7	3.6	31.9	0.7	...	19.6	100.0
Total percentage for all ages upto 1 year ...	2.5	0.2	...	1.2	21.0	1.0	38.5	23.2	1.6	...	10.8	100.0

TABLE NO. 6.

Deaths among infants from Principal Causes by Age-periods.

Age Period.	Small-pox.	Measles.	Malarial Fever.	Ague and Remittent Fever and Fever not defined.	Diarrhoea and Enteritis.	Dysentery.	Infantile Debility Malformation and Pre-mature birth	Diseases of respiratory system.	Convulsions	Poliomyelitis.	Other causes.	All causes.	Percentage to the total infant deaths.
Upto 7 days	1	1	...	199	5	3	...	10	159	32.5
1 to 4 weeks ...	1	0	...	1	17	...	32	21	3	...	6	81	16.5
Total under 4 weeks ...	1	0	...	2	18	...	171	26	6	...	16	240	49.0
4 weeks to 6 weeks ...	5	1	35	4	13	44	1	...	10	113	23.0
6 to 12 months...	6	4	50	1	5	44	1	...	27	138	28.0
Total ...	12	1	...	6	103	5	189	114	8	...	53	491	100.0

TABLE NO. 7.

Number of new cases treated and total attendance at the Municipal Free Dispensaries in the Extended Suburbs during the year 1959.

Serial No.	Name of the Dispensary.	No. of cases treated.	Total attendance.
1	Municipal Free Dispensary Mulund	23,536	70,484
2	Topiwala Charitable Dispensary (Male and Female) Goregaon..	23,420	83,971
3	Choksey Charitable Dispensary, Marve Road, Malad.	58,818	80,417
4	Karsondas Keshavji Charitable Dispensary, Borivli	19,245	47,842
5	Basil Gome's Charitable Dispensary, Manori (Part-time Dispensary)	7,329	7,365
	Total	1,32,348	2,90,079

TABLE No. 8

Attendance of the Municipal General Dispensaries and Mobile unit in the Extended Suburbs during 1959

Description of diseases.	Jan.	Feb.	March.	April.	May.	June.	July.	August.	Sept.	Oct.	Nov.	Dec.	Total.
I.—ELEMENTARY SYSTEM ...													
(a) Diarrhoea	532	631	636	535	577	911	1,155	1,387	1,223	911	1,063	1,363	10,924
(b) Dysentery	148	103	264	235	163	221	483	491	585	483	527	350	4,053
(c) Dyspepsia	156	195	252	263	316	359	368	493	307	480	496	448	4,133
(d) Helminthiasis	1	...	65	60	60	20	99	85	86	115	86	79	756
(e) Liver-Jaundice	4	6	28	27	35	45	43	25	21	17	13	18	282
II.—CIRCULATORY SYSTEM ...													
(a) Heart	2	1	3
(b) Blood vessels	16	...	30	1	1	2	1	51
(c) Blood pressure	...	13	30	28	29	14	4	13	11	5	9	3	159
III.—EXANTHEMATA ...													
(a) Chickenpox	1	...	2	3
(b) Measles
(c) Smallpox
IV.—FEVERS ...													
(a) Fevers not defined	974	904	868	585	635	1,042	1,377	1,246	1,344	1,104	1,313	1,226	12,618
(b) Malaria
V.—INJURIES AND ACCIDENTS	147	80	150	240	210	260	350	250	271	296	461	300	3,015
VI.—NUTRITION ...													
(a) Avitaminosis	54	34	181	272	309	300	324	353	356	385	575	386	3,529
VII.—NERVOUS SYSTEM ...													
(a) Neuritis	40	22	38	26	38	22	35	21	41	17	8	2	310
(b) Sciatica	3	10	16	5	11	7	16	9	6	19	10	3	115
(c) Tremors	15	18	12	4	2	5	...	3	1	...	60
VIII.—RESPIRATORY SYSTEM ...													
(a) Bronchitis	272	389	571	361	310	498	567	670	799	450	517	440	5,844
(b) Bronchopneumonia	19	3	3	22	8	12	36	18	9	28	225	74	457
(c) Common cold	244	553	523	712	586	749	853	977	1,228	1,483	1,400	1,416	10,724
(d) Influenza (Non-epidemic)	510	156	116	540	255	273	375	333	803	482	451	559	4,853
(e) Laryngitis	2	...	43	13	8	14	...	80
(f) Pharyngitis	16	81	182	182	194	112	128	143	27	88	55	49	1,257
(g) Pneumonia	8	2	6	21	27	11	23	15	12	7	5	...	137
(h) Tonsillitis	108	76	90	118	171	215	86	149	132	118	101	51	1,415
(i) Whooping cough	13	2	...	1	32	29	155	181	87	2	502
IX.—SKIN AND APPENDAGES													
(a) Disease of skin—													
(i) Herpes	96	...	3	...	5	2	6	6	106	3	4	3	234
(ii) Ringworm	137	142	184	161	195	139	254	181	264	235	194	89	2,175
(iii) Scabies	127	198	170	151	311	250	322	228	308	271	181	173	2,690

X.—SPECIAL ORGANS—														
	(a) Eyes—													
	(i) Conjunctivitis	184	220	205	216	236	272	225	265	200	188	208	187	2,606
	(ii) Corneal ulcer	42	2	26	3	7	2	7	2	...	5	3	2	101
	(iii) Foreign body in Eye	10	12	6	91	9	4	...	11	12	14	171
	(iv) Iritis	2	29	16	31	16	7	8	8	13	10	3	22	165
	(v) Ophthalmia	1	1	2	4
	(vi) Spring catarrh	1	1	2	4
	(b) Ears	7	2	4
	(i) Diseases of ears	260	209	219	202	214	306	319	262	418	999	335	285	3,428
(a) Nose—														
	(i) Disease of Nose	52	72	77	25	10	10	43	8	7	36	42	23	405
(d) Teeth—														
	(i) Disease of teeth	190	197	165	168	163	177	223	146	319	165	260	271	2,444
XI.—SURGICAL AILMENTS														
	(a) Injuries	242	336	322	243	292	707	608	725	931	538	644	663	6,251
	(b) Minor surgical operations	10	20	45	92	109	128	19	57	98	27	63	41	709
	(c) Ulcer	88	109	116	85	131	158	301	169	170	196	211	219	1,953
	All other diseases	502	583	558	583	718	442	740	4,126
XII.—GENITO-URINARY														
	(a) Nephritis	4	1	4	4	1	3	3	6	5	2	33
	(b) Pyelitis	18	2	4	1	25
	(c) Gravel (Stone)	1	2	1	4
XIII.—ALL OTHER DISEASES														
	(a) Specific—													
	(i) Anaemia	521	618	162	263	218	180	94	124	219	123	271	138	2,931
	(ii) Mumps	23	109	110	87	57	34	18	10	35	14	20	31	548
	(iii) Tuberculosis	47	10	10	14	20	16	18	18	10	19	13	23	218
	(iv) Venereal Diseases	17	2	13	1	12	13	3	10	16	8	9	8	112
	(v) Diabetes	3	2	3	3	6	7	3	6	3	2	10	4	52
	(b) Non-specific—													
	(i) Fistula in Ano	2	1	...	10	1	1	1	16
	(ii) Gingivitis	34	16	20	26	14	4	2	3	6	3	2	4	134
	(iii) Migraine	2	6	5	22	9	19	2	5	4	8	4	5	91
	(iv) Piles	9	4	14	12	9	12	8	3	17	9	71	18	186
	(v) Sprains	17	1	9	3	10	2	2	1	12	33	21	11	120
	(vi) Stomatitis	121	53	73	136	177	126	108	85	146	145	109	133	1,412
	(vii) Varicose veins	...	38	50	...	88
	(viii) A.N.C.	50	...	50
	(ix) P.N.C.	50	...	50
Total New Cases		5,512	5,651	6,546	6,792	6,735	8,327	9,679	9,532	10,761	9,144	10,272	9,886	98,837
Total Attendance		18,156	2,82,450	3,12,095	3,01,388	20,870	22,963	30,161	30,035	34,125	29,426	35,426	33,177	11,50,272

TABLE No. 9.
 Meteorological Data of Santacruz Observatory for the year 1959.

LATITUDE 19° 05' N

NORTH LONGITUDE 72° 53' E

MONTHS 1959.	WIND.		TEMPERATURE OC							RAINFALL (in millimeters)								
	Direc- tion at 0830 hours.	Mean Velocity in Kilo- meters (Average during 24 hrs)	Mean Maxi- mum tempe- rature	Depart- ure from normal	High- est in Month	Mean mini- mum tempe- rature	Depart- ure from normal	Low- est in Month	Mean Relative Humidity (in Month percentages)	Mean Depart- ure from Normal % for 0830 hrs.	Total rain fall in month mm.	Depart- ure from Normal mm.	Highest fall in one day.		Minimum fall in one-day		*No. of rainy days (2.5 mm. or more)	
													Mms.	Date	Mms.	Date		
January ...	N72E	8.7	30.0	+ 1.0	33.2	17.5	+ 2.2	12.9	64	52	- 1	0	- 3.6	0	...	0	...	0
February ...	N83E	9.4	30.5	+ 1.1	35.6	17.5	+ 1.8	13.1	67	51	+ 5	0	- 2.0	0	...	0	...	0
March ...	N52E	10.4	33.1	+ 1.9	38.7	20.8	+ 1.9	17.1	62	50	- 8	0	- 1.3	0	...	0	...	0
April ...	N87E	11.7	33.8	+ 1.7	38.4	24.5	+ 2.1	21.4	66	58	- 4	0.2	- 0.6	0.2	28	0	...	0
May ...	S68W	14.4	34.6	+ 2.2	38.8	27.7	+ 2.6	24.6	68	67	- 4	17.5	+ 1.0	11.2	21	0	...	3
June ...	S49W	14.5	31.9	+ 0.5	34.3	25.9	+ 0.0	22.8	79	75	+ 2	500.2	+ 16.1	109.0	3	0	...	11
July ...	S73W	26.5	29.4	- 0.3	31.0	24.2	- 0.6	22.2	87	87	+ 6	987.5	+ 371.9	127.3	20	0	...	27
August ...	S80W	20.7	28.8	- 0.4	30.4	24.4	+ 0.4	23.2	89	87	+ 7	752.5	+ 412.4	176.0	24	0	...	20
September ...	S63W	14.5	29.2	+ 0.2	31.5	24.2	+ 0.8	23.3	86	81	+ 1	321.0	+ 57.1	72.0	1	0	...	17
October ...	S69E	9.5	31.0	- 0.8	35.5	22.1	0	19.1	79	73	- 3	344.0	+ 279.5	64.4	10	0	...	10
November ...	N74E	7.7	33.2	+ 0.9	35.0	20.8	+ 2.1	17.5	64	64	+ 4	0.2	+ 13.3	0.2	2	0	...	0
December ...	N83E	8.0	33.1	+ 2.0	34.8	19.3	+ 3.6	14.9	56	53	- 9	0	2.0	...	0	0	...	0

*Days on which cents or more of rain was recorded.

TABLE NO. 10.

Statutory actions under the B. M. C. Act.—1959.

Total No. of notices served	1,356
Number complied with	661
Notices withdrawn	Nil
Number pending (disputed or not served)	Nil
Number cancelled	Nil
Number of notices issued in 1959	1,239

TABLE NO. 11.

'Field Work' done by the Health Visitor of the Leprosy Clinic in the Extended Suburbs during the year 1959.

(1) Number of patients who ceased attending and who were persuaded to resume treatment :—	
Ceased	22
Persuaded	10
(2) Contacts examined in Homes	83
(3) Contacts brought to the clinic	10
(4) Leprosy patients discovered by examination of contacts.	Nil
(5) Visits to the Homes of the patients :—	
First	13
Subsequent	46
(6) Talks on leprosy given	43
(7) Homes wherein isolation was arranged	Nil

TABLE NO. 12.

Food Stuffs examined Chemically at the Municipal Laboratory in 1959.

Description of samples	Total number received	Number found adulterated
Milk including Govt. Milk supply
Ghee and Butter
Edible Oils
Prepared Tea
Turmeric Powder
Snacks (Chikki and fruits)
Miscellaneous
Total	13	..

TABLE NO. 13.

Prosecutions under the Bombay Municipal Corporation Act and the Bombay Prevention of Adulteration Act in 1959.

	Under the Bombay Municipal Corporation Act.	Under the Prevention of Food Adulteration Act 1954.
(1) Number of cases outstanding as on 1st January 1959	281	Nil
(2) Number of cases filed during the year	2,441	Nil
Total cases	2,722	Nil
Less—		
(1) Number of cases disposed off during the year	2,038	Nil
(2) Number of cases in which proceedings were abated during the year	4	Nil
(3) Number of cases outstanding as on 1st January 1960	684	Nil
Total amount of fines inflicted	Rs. 8,934	

TABLE NO. 14.
Food seizure and destruction in the enforcement of Sections 415 and 416 of the Bombay Municipal Corporation Act,—1959.

Fruits (Fresh)	...	80 Lbs.
Indian Sweetmeats	...	25 lbs.
Other prepared food	...	15 Lbs.

TABLE NO. 15.
SMALL POX ATTACKS AND DEATHS BY MONTHS IN 1959.

Year.	Jan.	Feb.	Mar.	April.	May.	June.	July.	Aug.	Sept.	Oct.	Nov.	Dec.	Total.	Death-rate.	Fatality rate.	Remarks.
1959																
Attacks	57	...	0.03	Sporadic
Deaths	1	8	12	15	4	2	1	1	44	0.3	...	

TABLE NO. 16.
Deaths Due to Tuberculosis by Sex and Type of Disease.

Type of Tuberculosis.	TOTAL DEATHS.			Death Rate.
	Male.	Female.	Total.	
Pulmonary	78	30	108	74.5
Other T. B.	18	19	37	25.5
All forms	96	49	145	100.0

TABLE NO. 17.
Enforcement of Sanitation—1959.

	NO. OF INSPECTIONS ETC. BY	
	Medical Officers of Health.	Medical Assistants, San. Inspectors and Sub-Inspectors
A.—Nature of Inspections or premises visited—		
(1) Dwelling Houses	602	4,178
(2) Milch Cattle Stables	159	832
(3) Other stables	2	4
(4) Dairies and Milk Shops	198	698
(5) Eating Houses	540	1,343
(6) Other premises where food is sold	52	294
(7) Aerated water works
(8) Other workshops and Factories	18	60
(9) Accumulation of refuse	45	301
(10) Building Works	11	32
(11) Drains and Fittings	87	597
(12) Other Inspections and Inquiries	204	743
(13) Markets	1	1
Total No. of Inspections	1,919	9,083
B—Works, etc. completed—		
(1) Dwellings—		
(a) Limewashed	11	58
(b) Water supply provided	...	1
(c) Cleaned and refuse removed	13	174
(d) Insanitary Dwellings evacuated
(2) Stables—		
(a) Paved and Drained	...	33
(b) Cleaned and Refuse Removed	10	101
(c) Licence Cancelled
(3) Eating Houses, Dairies, etc.—		
(a) Regulations enforced	9	165
(b) Licenses cancelled
(4) Factories and Workshops—		
(a) Limewashing, etc. carried out
(5) Drains, etc. repaired	32	343
(6) Privies abolished
(7) New Water closets provided	2	12
(8) Accumulation of refuse removed	7	196
(9) Other works completed	17	179
Total sanitary work completed	101	1,262

TABLE NO. 18.

Mortality by age Groups in 1959.

Age Period.	Male.	Female.	Persons.	Percentage to total mortality.
Under 1 year	255	236	491	27.7
1 to 5 years	116	112	223	12.6
5 to 10 years	44	25	69	3.9
10 to 15 years	17	7	24	1.4
15 to 20 years	21	21	42	2.4
20 to 30 years	86	67	153	8.6
30 to 40 years	76	47	123	6.9
40 to 50 years	76	26	102	5.7
50 to 60 years	92	35	127	7.2
60 years and above	237	183	420	23.6
Total	1,015	759	1,774	100.0

TABLE NO. 19. Deaths and death rates from Epidemic and Principal Causes.

Causes of Death.	1959	
	Deaths.	Death-rate.
<i>Principal epidemic diseases.</i>		
Smallpox	44	0.28
Measles	7	0.04
Plague	1	0.01
Enteric Fever	15	0.09
Malarial Fever	1	0.01
Ague and Remittent Fever	1	0.01
Influenza	4	0.02
Cholera	1	0.01
Dysentery	21	0.13
Diphtheria	12	0.07
<i>Other Principal Diseases.</i>		
Tuberculosis	145	0.93
Cerebrospinal Fever	1	0.00
Diseases of the Nervous system	60	0.38
Diseases of the respiratory system	350	2.25
Diarrhoea and Enteritis.	175	1.12
Puerperal State	9	0.05
Congenital Debility and Diseases of early infancy	195	1.25
Old age	114	0.73
Leprosy	1	0.00
Violence	131	0.84
Other causes	490	3.25
Total	1,774	11.43

TABLE NO. 20.

Certification of Cause of Death in 1959.

Year.	Total Deaths.	Verified by District Registrars.	Medical Officers of Hospitals.	Private Medical Practitioners.	Hakims and Vaidyas.	Commissioner of Police.	Coroner of Bombay.	Total certificates received.	Percentage of total mortality.
1959	1,774	439	331	774	25	24	181	1,335	74.1

TABLE NO. 21.
Infant Mortality.
Bombay Born and Out Born Children

	BIRTHS REGISTERED				Deaths under one year.
	Children Born in Bombay.		Born out of Bombay.		
	Before death.	After death.			
Total	284	179	28	491	
Percentage	57.8	36.5	5.7	100.0	

TABLE NO. 22.
Deaths in Puerperal State.

No.	Specific Causes of Death.	Number of deaths.
1	Ante-Partum Haemorrhage	4
2	Post Partum Haemorrhage	2
3	Toxaemias (Eclampsia) Hyperemesis, Gravidarum Acute Yellow Atrophy, Albuminuria.	1
4	Puerperal Sepsis (sepraemia Septicaemia, phlegmasis, Albodolens, Coli Infection, etc...	2
5	Embolism	..
6	Shock during or immediately after delivery	..
7	Anaemia of pregnancy	..
8	Malaria	..
9	Influenza, Pneumonia	..
10	T. B.	..
<i>Complications of Pregnancy:</i>		
11	Heart Disease	..
12	Operative Interference	..
13	Ruptured Uterus	..
14	Breast Disease	..
15	Puerperal Insanity	..
16	Other causes	..
Total		
9		

Table No. 23.

REPORTED ENTERIC FEVER CASES BY MONTHS IN 1959.

Disease	Months												Total
	January	February	March	April	May	June	July	August	September	October	November	December	
Enteric Fever	14	11	16	4	1	10	26	17	21	8	13	12	143

Table No. 24.

PARTICULARS RELATING TO ENTERIC FEVER IN 1959.

Year	Attacks	Deaths	Fatality rate.	Death Rate.	Hospitalisation	Cases notified by Medical Practitioners.	Inoculations	Attack Rate.
1959	143	15	1.0	0.09	104	2	5,983	0.9

Table No. 25.

REPORTED DIPHTHERIA CASES BY MONTHS IN 1959.

Disease	January	February	March	April	May	June	July	August	September	October	November	December	Total
Diphtheria	17	13	16	9	3	12	17	33	19	18	23	16	196

TABLE NO. 26.

Birth by Sex in 1959.

Serial No. of Sections.	Names of Sections.	No. of Births Registered.			No. of Births per 1,000 of population of 1951 Census.	Deaths under one year per 1,000 of Births.
		Males.	Females.	Total.		
69	Coregaon Village, Maroshi	500	452	952	47.9	45.2
70	Aarey	127	116	243		28.8
71	Eksar-Pakhadi	1	...	1		24.4
72	Erangal and Darvali	18	23	41		103.1
73	Malad-West	702	685	1387		74.8
74	Malad-East	433	490	923		86.6
75	Kurar, Dindoshi, Chinchawali (including Pakhadi) and Wadhwan.	58	69	127		11.6
76	Valnai, Malvani, Akse and Marve	37	49	86		...
77	Manori	49	34	83		48.3
78	Kandivali and Charkop	361	364	725		21.6
79	Poisar and Akarli	67	72	139	20.8	
80	Borivali	615	634	1,249	55.8	...
81	Eksar, Simpovali and Mandpeshwar	76	51	127		...
82	Corai	30	31	61		...
83	Kaneri	20	17	37		...
84	Magthane	3	6	9		...
85	Dahisar	124	116	240		20.8
86	Mulund East	142	149	291		68.7
87	Mulund West	664	618	1,282		55.0
88	Rabur, Tulsi, Gundgaon, Vehar, Sai and Klerobad...
Total		4,027	3,976	8,003		51.6

TABLE No. 27.

Birth by Sections and Months in 1959.

Serial No. of Section	Names of Sections.	MONTHS.												Total
		Jan.	Feb.	Mar.	April.	May.	June.	July.	Aug.	Sept.	Oct.	Nov.	Dec.	
69	Coregaon, Village, Maroshi	79	72	66	62	82	83	66	69	88	115	106	64	952
70	Aarey	20	15	22	26	9	8	20	31	13	20	25	34	243
71	Eksar-Pakhadi	1	1
72	Erangal and Darvali	6	6	7	...	10	6	6	41
73	Malad-West	131	83	63	86	78	117	114	115	122	172	152	154	1,387
74	Malad-East	76	91	47	56	59	54	76	97	88	82	91	106	923
75	Kurar, Dindoshi, Chinchawali (including Pakhadi) and Wadhwan.	17	10	11	8	17	9	11	3	5	12	16	8	127
76	Valnai, Malvani, Akse and Marve...	8	8	11	5	...	6	1	2	1	2	27	15	86
77	Manori	2	18	10	7	8	...	6	3	17	4	1	7	83
78	Kandivali and Charkop	73	66	35	39	56	55	50	49	81	80	88	53	725
79	Poisar and Akarli	14	12	4	6	6	5	10	3	16	16	23	24	139
80	Borivali	132	93	100	79	77	81	95	103	103	133	142	111	1,249
81	Eksar, Simpovali and Mandpeshwar	4	3	7	8	12	7	10	10	15	17	19	15	127
82	Corai	...	16	11	11	11	12	61
83	Kaneri	2	21	13	...	1	37
84	Magthane	7	2	9
85	Dahisar	17	4	38	10	6	8	10	25	18	41	25	38	240
86	Mulund, East	21	9	13	25	18	25	23	37	47	26	28	19	291
87	Mulund, West	83	86	58	88	64	101	111	103	128	182	142	136	1,282
88	Rabur, Tulsi, Gundgaon, Vehar, Sai and Klerobad.
Total		692	613	485	505	523	570	616	650	743	902	902	802	8,003

TABLE No. 28.
Cases of Notifiable Diseases Reported in 1959.

Serial No. of Sections	Names of Sections	Cholera	Small-pox	Plague	Enteric Fever	Diphtheria	Typhus	Virus Encephalitis	Relapsing Fever	Puerperal Fever	Tuberculosis	Leprosy	Influenza and Influenzal Pneumonia	Serebro Spinal Meningitis	Scarlet Fever	Acute Anterior Poliomyelitis	Total
69	Goregaon Village, Maroshi	...	1	...	33	46	12	...	1	1	94
70	Aarey	1	1	2
71	Eksar-Pakhadi	4	4
72	Erangal and Darvali	1	1
73	Malad-West	...	7	...	38	49	10	...	1	105
74	Malad-East	32	24	11	1	68
75	Kurar, Dindoshi, Chindhawali (including Pakhadi) and Wadhwan
76	Valnai, Malvani, Akse and Marve
77	Manori	1	1
78	Kandivali and Charkop	...	1	...	8	29	5	1	...	44
79	Poisar and Akarli	1	4	5
80	Borivali	...	1	...	14	24	4	2	45
81	Eksar, Simpovali and Mandpeshwar	5	5
82	Gorai
83	Kaneri
84	Magthane	3	3
85	Dahisar	3	1	4
86	Mulund, East	3	7	4	1	16
87	Mulund, West	...	46	...	6	13	10	...	1	1	77
88	Rabur, Tulsi, Gundgaon, Vihar, Sai and Klerobad
Total		Nil.	57	Nil.	143	196	Nil.	Nil.	Nil.	Nil.	68	Nil.	2	1	Nil.	7	474
Average for the last 5 years		Nil.	Information not available.	Nil.	143	196	Nil.	Nil.	Nil.	Nil.	68	Nil.	2	1	Nil.	7	474

TABLE No. 29.
Infant Mortality by Sections and Months in 1959.

Serial No. of Sections.	Names of Sections.	MONTHS.												Total.
		January.	February.	March.	April.	May.	June.	July.	August.	September.	October.	November.	December.	
'C' Extended Suburbs.														
69	Goregaon Village, Maroshi	1	4	6	6	5	3	4	1	4	4	3	2	43
70	Aarey	2	1	2	...	1	...	1	...	7
71	Eksar-Pakhadi
72	Erangal and Darvali	1	1
73	Malad-West	8	10	8	16	12	13	12	12	11	16	8	17	143
74	Malad-East	1	2	6	4	5	6	10	5	9	6	5	10	69
75	Kurar, Dindoshi Chinchawali (including Pakhadi) and Wadhvan.	1	...	2	...	4	1	...	1	2	...	11
76	Valnsi, Malvani, Akse and Marve	1	1
77	Manori
78	Kandivali and Charkop	3	2	...	3	1	...	6	3	4	1	3	3	35
79	Poisar and Akarli	2	1	...	3
80	Borivali	4	1	...	2	2	3	2	4	3	1	2	2	26
81	Eksar, Simpovali and Mandpeshwar
82	Gorai
83	Kaneri
84	Magthane
85	Dahisar	...	1	1	2	1	5
86	Mulund-East	1	3	1	1	3	2	1	...	1	2	1	4	20
87	Mulund-West	6	11	12	9	6	18	10	14	11	11	10	9	127
88	Rabur, Tulsi, Gundgaon, Veher, Sai and Klerobad.
	Total	27	35	36	41	38	52	48	40	46	43	36	49	491

TABLE No. 30.

Deaths by Ages and Months in 1959.

Months.	Within 24 Hours.	1-7 Days.	1-4 Weeks.	4 Weeks to 3 months.	3 to 6 months.	6-12 months.	1-2 years.	2-5 years.	5-10 years.	10-15 years.	15-20 years.	20-30 years.	30-40 Years.	40-50 years.	50-60 years.	60 Years and Over.	Age Un-specified.	Total (All Ages).
January	4	7	3	6	7	6	8	4	3	1	13	8	9	8	44	...	131	
February	4	4	7	4	4	12	3	9	5	1	2	12	4	4	9	30	...	114
March	2	4	4	6	10	10	9	15	10	2	6	12	5	7	9	35	...	146
April	4	11	4	2	6	14	6	17	8	2	8	22	12	6	9	27	...	158
May	5	6	3	5	6	13	9	14	4	2	3	7	11	12	16	35	...	151
June	13	7	4	6	16	10	8	9	5	1	19	20	4	13	27	...	168	
July	7	14	10	4	3	10	10	12	4	3	4	9	9	13	7	48	...	167
August	9	4	4	3	3	17	7	14	6	1	2	11	11	13	1	38	...	154
September	5	14	5	6	4	12	7	9	4	...	7	19	13	7	9	25	...	146
October	5	12	9	8	2	7	7	9	4	2	6	12	4	12	7	33	...	131
November	3	8	12	1	1	11	5	9	4	2	1	9	15	4	12	36	...	133
December	7	8	9	10	6	9	8	12	7	1	1	8	11	11	17	42	...	167
Total	57	102	81	56	57	138	87	136	69	24	42	153	123	102	127	420	...	1,774

TABLE NO. 31.

Deaths Among Infants by Causes, Months and Ages, 1959.

Causes of Death.	Total.	MONTHS.											AGES.						
		Jan.	Feb.	Mar.	Apr.	May.	Jun.	July.	Aug.	Sept.	Oct.	Nov.	Dec.	Under 1 week.	1 to 4 weeks.	4 weeks to 6 months.	6 to 12 months.		
		(1)	(2)	(3)	(4)	(5)	(6)	(7)	(8)	(9)	(10)	(11)	(12)	(13)	(14)	(15)	(16)	(17)	(18)
36 Poliomyelitis
28A. Malaria
28B. Ague and Remittant Fever.
34 Smallpox ...	12	...	5	3	3	...	1	1	5	6	...
35 Measles ...	1	1	1	...
9 Whooping Cough ...	3	1	1	1	2	...
10 Diphtheria ...	3	3
33 Influenza ...	1	1	1	...
4 Cholera
27 Dysentery ...	5	2	...	1	1	1	4	1	...
3 Plague
6 Cerebro-Spinal Fever
13 Tuberculosis of respiratory system.	2	1	1	2
14 Other tuberculous diseases.	11	1	...	2	2	1	3	1	1	11
30 Syphilis
70 Ricketts ...	5	1	1	...	2	...	1	1	4
86 Convulsions ...	7	2	1	1	1	2	1
106 Bronchitis ...	3	1	1	...	1	3
107-109 Pneumonia ...	108	9	10	7	6	10	11	11	8	11	10	7	8	5	20	39
104, 105, 110-114 Other Respiratory Diseases	3	1	1	1	2
118 Gastritis
119-120 Diarrhoea and Enteritis.	103	4	5	8	11	10	10	13	11	6	6	6	13	1	17	50
157, 158, 160, 161 Congenital Malformation, injury at birth.	61	5	2	6	3	1	7	7	6	7	6	6	5	36	13	5
159 Premature Births ...	128	3	8	6	10	10	17	13	9	14	17	9	12	103	19	6
161A. Atelectasis
200-a-2. Suffocation Overlying.
200-2a. Fever not defined...	6	2	1	...	1	1	1	1	1	4
Other Causes ...	29	...	4	1	2	5	2	2	2	2	...	3	6	11	7	6	5
Total ...	491	27	35	36	41	38	52	48	40	46	43	36	49	159	81	113	138

TABLE No. 32-
Deaths from all Causes by Sections and age periods in 1959

Serial No. of Section.	LOCALITIES.	Under 1 Year.	1-5 Years.	5-10 Years.	10-15 Years.	15-20 Years.	20-30 Years.	30-40 Years.	40-50 Years.	50-60 Years.	60 and over.	Total Deaths			No. of deaths among males to 100 deaths of females.	Ratio of deaths per 1000 of 1951 Census Population.
												Males	Females	Persons		
69	Goregaon Village, Maroshi	43	25	6	3	4	26	12	17	12	47	111	84	195	132	11.6
70	Aarey	7	1	6	4	2	2	8	15	15	30	100	
71	Eksar-Pakhadi	
72	Erangal and Darvali	1	1	2	3	50	
73	Malad-West	143	60	17	3	11	29	22	19	25	99	247	181	428	136	
74	Malad-East	69	37	7	6	4	21	13	9	19	44	126	103	229	122	
75	Kurar, Dindoshi, Chindhawali (including Pakhadi) and Wadhavan	11	6	1	...	1	1	...	4	...	7	13	18	31	72	
76	Valnai, Malvani, Akse and Marve	...	5	2	6	7	7	14	100	
77	Manori	1	1	1	1	2	100	
78	Kandivali and Charkop	35	16	5	3	1	13	12	12	11	52	103	57	160	181	
79	Boisar and Akarli	3	1	3	1	3	3	10	4	14	250	
80	Borivali	26	10	4	1	6	14	18	13	17	36	88	57	145	154	
81	Eksar, Simpovali and Mandpeshwar	1	1	1	...	2	4	6	3	9	200	7.8
82	Gorai	1	...	3	6	5	5	10	100	
83	Kaneri	1	1	...	1	100	
84	Magthane	2	1	1	...	3	1	4	300	
85	Dahisar	5	2	3	2	1	2	3	12	6	18	200	
86	Mulund East	20	9	4	...	4	12	3	5	11	20	51	37	88	138	16.8
87	Mulund West	127	51	24	5	11	25	30	18	20	82	215	178	393	127	
88	Rabur, Tulsi, Gundgaon Vehar, Sai and Klerobad	
Total		491	223	69	24	42	153	123	103	127	420	1,015	759	1,774	134	11.4

TABLE No. 33.
Deaths by Sections and Months.

Serial No. of Sections	Names of Section.	January	February	March	April	May	June	July	August	September	October	November	December	Total
69	Goregaon, Village, Maroshi	11	13	17	20	21	19	11	17	16	20	11	19	195
70	Aarey	5	1	3	1	5	3	5	2	4	1	30
71	Eksar-Pakhadi
72	Erangal and Darvali	1	2	3
73	Malad-West	35	30	26	45	35	41	30	37	34	43	37	55	428
74	Malad-East	6	12	18	18	27	15	36	23	22	17	10	25	229
75	Korur, Dindoshi, Chinahwali (including Pakhadi) and Wadhavan	2	...	5	2	6	3	2	2	7	2	31
76	Valni, Malvani, Akse and Marve	3	1	3	7	14
77	Manori	1	...	1	2
78	Kandivali and Charkop	17	13	12	13	9	19	16	10	18	9	13	11	160
79	Poisar and Akarli	2	3	1	...	4	1	3	14
80	Borivali	15	6	5	12	16	13	13	20	10	7	11	17	145
81	Eksar, Simpovali and Mandpeshwar	2	1	1	1	1	...	1	1	1	9
82	Corai	4	6	10
83	Kaneri	1	1
84	Magthane	1	1	2	4
85	Dahisar	...	1	3	2	2	2	2	4	...	2	18
86	Mulund East	4	6	5	7	10	10	10	10	7	5	7	7	88
87	Mulund West	31	31	47	32	23	42	34	28	32	25	31	37	393
88	Rabur, Tulsi, Gundgaon, Vihar, Sai and Klerobad
	Total	131	114	146	158	151	168	167	154	146	139	133	167	1,774

TABLE
Deaths by ages,

No. in Short List.	Corresponding No. in detailed List.	Causes of deaths.	Within 24 Hours.		1-7 Days.		1-4 Weeks.		4 Weeks to 3 Months.		3-6 Months.		6-12 Months.		1-2 Years.		2-5 Years.	
			Male	Female	Male	Female	Male	Female	Male	Female	Male	Female	Male	Female	Male	Female	Male	Female
1	1-2	Typhoid and Para Typhoid Fever.	2	2
2	6	Cerebro Spinal Fever.	1
3	8	Scarlet Fever
4	9	Whooping Cough	1	...	1	1
5	10	Diphtheria	2	1	2	2	1	1	1
6	13	Tuberculosis of Respiratory System.	2	1	2	2	2	3
7	4-22	Other forms of Tuberculosis.	6	5	3	...	4	5	
8	30	Syphilitic disease
9	33	Influenza	1
10	35	Measles	1	1	1	2
11	36	Acute Poliomyelitis and Polioencephalitis.	1
12	37	Acute infectious encephalitis
13M	45, 46A	Cancer of buccal cavity and Oesophagus (Males)
13F	48	Cancer of Uterus
14	46B	Cancer of Stomach and duodenum.
15	50	Cancer of breast
16	45-46A	Cancer of all other Sites
17	61	Diabetes
18	83	Intra cranial Vascular Lesions.
19	90-95	Heart Disease	1
20	96-103	Other diseases of Circulatory system.
21	106	Bronchitis	2	1	1	1
22	107-109	Pneumonia	3	2	10	10	10	1	9	14	18	21	14	18	11	24
23	104, 105, 100-114	Other Respiratory Diseases.	1	1	1	2
24	117	Ulceration of the Stomach or duodenum.
25	119, 120	Diarrhoea	1	...	9	8	7	8	9	11	28	22	10	5	9	10
26	121	Appendicitis
27	115, 116, 118.	Other Digestive Diseases.	4	...	1	1	...	1	1	4	1	7	3	...
28	130-132	Nephritis	1
29	140-147	Puerperal and Post Abortive Sepsis.
30	141-146, 148-150	Other Maternal Causes
31	159	Premature birth	19	20	38	26	13	6	2
32	157, 158, 160, 161	Congenital Malformation in utero	11	7	10	8	10	3	3	1	1	3	2	2	2	1	1	...
33	163, 164	Suicide
34	170, 171	Road Traffic Accidents.	3	2
35	165-169, 172-189	Other Violent Causes
36 Other defined Diseases.	34	A Small-pox	1	1	4	2	3	5	2
	3	B Plague
	29	C L. Kala Azar
	28a	D Malaria
	28b	E Ague and Remittent Fever
	31	F Relapsing Fever
	200: 2a	G Fever not defined.	1	...	1	1	3	2	...	1
		H Cholera
	27	J Dysentery	2	...	2	1	1	1	...
	23	K Leprosy
	162	L Senility and Old Age.
	44	M All Others	4	5	2	3	5	3	6	1	1	10	...	
		Males	30	...	60	...	47	...	25	...	24	...	69	...	43	...	68	...
		Total Females	...	27	...	42	...	34	...	31	...	33	...	69	...	44	...	68
		Persons	...	57	...	102	...	81	...	56	...	57	...	138	...	87	...	136
		Percentage	27.7	12.6	...

TABLE No. 35
Deaths by causes and Sections 1959

Serial No. of Section	Name of Section	Classification Numbers																																			TOTAL				
		1	2	3	4	5	6	7	8	9	10	11	12	13M	13F	14	15	16	17	18	19	20	21	22	23	24	25	26	27	28	29	30	31	32	33	34		35			
1	Geygen Vilas, Marathi	1	2	3	4	5	6	7	8	9	10	11	12	13M	13F	14	15	16	17	18	19	20	21	22	23	24	25	26	27	28	29	30	31	32	33	34	35				
2	Avery	1	2	3	4	5	6	7	8	9	10	11	12	13M	13F	14	15	16	17	18	19	20	21	22	23	24	25	26	27	28	29	30	31	32	33	34	35				
3	Esar-Pilabdi	1	2	3	4	5	6	7	8	9	10	11	12	13M	13F	14	15	16	17	18	19	20	21	22	23	24	25	26	27	28	29	30	31	32	33	34	35				
4	Ernald and Dornell	1	2	3	4	5	6	7	8	9	10	11	12	13M	13F	14	15	16	17	18	19	20	21	22	23	24	25	26	27	28	29	30	31	32	33	34	35				
5	Mahad-West 1	1	2	3	4	5	6	7	8	9	10	11	12	13M	13F	14	15	16	17	18	19	20	21	22	23	24	25	26	27	28	29	30	31	32	33	34	35				
6	Mahad-East	1	2	3	4	5	6	7	8	9	10	11	12	13M	13F	14	15	16	17	18	19	20	21	22	23	24	25	26	27	28	29	30	31	32	33	34	35				
7	Kern, Dindoshi, Chanchavall and Vidhaner (Pilsadi)	1	2	3	4	5	6	7	8	9	10	11	12	13M	13F	14	15	16	17	18	19	20	21	22	23	24	25	26	27	28	29	30	31	32	33	34	35				
8	Valsai, Mahara, Awar and Mahara	1	2	3	4	5	6	7	8	9	10	11	12	13M	13F	14	15	16	17	18	19	20	21	22	23	24	25	26	27	28	29	30	31	32	33	34	35				
9	Masont	1	2	3	4	5	6	7	8	9	10	11	12	13M	13F	14	15	16	17	18	19	20	21	22	23	24	25	26	27	28	29	30	31	32	33	34	35				
10	Kandhali and Chalkop	1	2	3	4	5	6	7	8	9	10	11	12	13M	13F	14	15	16	17	18	19	20	21	22	23	24	25	26	27	28	29	30	31	32	33	34	35				
11	Pular and Akhul	1	2	3	4	5	6	7	8	9	10	11	12	13M	13F	14	15	16	17	18	19	20	21	22	23	24	25	26	27	28	29	30	31	32	33	34	35				
12	Berhali	1	2	3	4	5	6	7	8	9	10	11	12	13M	13F	14	15	16	17	18	19	20	21	22	23	24	25	26	27	28	29	30	31	32	33	34	35				
13	Esar, Sumpall and Madhesh-Var.	1	2	3	4	5	6	7	8	9	10	11	12	13M	13F	14	15	16	17	18	19	20	21	22	23	24	25	26	27	28	29	30	31	32	33	34	35				
14	Garal	1	2	3	4	5	6	7	8	9	10	11	12	13M	13F	14	15	16	17	18	19	20	21	22	23	24	25	26	27	28	29	30	31	32	33	34	35				
15	Kozari	1	2	3	4	5	6	7	8	9	10	11	12	13M	13F	14	15	16	17	18	19	20	21	22	23	24	25	26	27	28	29	30	31	32	33	34	35				
16	Mehabales	1	2	3	4	5	6	7	8	9	10	11	12	13M	13F	14	15	16	17	18	19	20	21	22	23	24	25	26	27	28	29	30	31	32	33	34	35				
17	Dahar	1	2	3	4	5	6	7	8	9	10	11	12	13M	13F	14	15	16	17	18	19	20	21	22	23	24	25	26	27	28	29	30	31	32	33	34	35				
18	Mahad East	1	2	3	4	5	6	7	8	9	10	11	12	13M	13F	14	15	16	17	18	19	20	21	22	23	24	25	26	27	28	29	30	31	32	33	34	35				
19	Mahad West	1	2	3	4	5	6	7	8	9	10	11	12	13M	13F	14	15	16	17	18	19	20	21	22	23	24	25	26	27	28	29	30	31	32	33	34	35				
20	Rohar, Tula, Gadhawa, Vakar, and Khandak	1	2	3	4	5	6	7	8	9	10	11	12	13M	13F	14	15	16	17	18	19	20	21	22	23	24	25	26	27	28	29	30	31	32	33	34	35				
	Total	15	1	3	12	108	37	1	4	7	1	13	5	4	2	40	12	31	60	15	17	250	80	1	175	74	16	2	7	120	67	1	3	127	44	20	21	114	28	213	1,774

Typhoid and Para Typhoid fever (1-2)
 Cerebrospinal fever (6)
 Scarlet fever (8)
 Whooping cough (9)
 Diphtheria (10)
 Tuberculosis of respiratory system (13)
 Other forms of Tuberculosis (14-22)
 Syphilitic disease (30)
 Influenza (33)
 Measles (35)
 Acut Poliomyelitis and Polio Encephalitis (36)
 Acute infectious Encephalitis (37)
 Cancer of buccal cavity and Oesophagus (45, 46A) Males
 Cancer of uterus (48)
 Cancer of stomach and duodenum (46B)
 Cancer of Breast (50)
 Cancer of all other sites (45-46 a, females, 46c-h, 47, 49, 51-55)
 Diabetes (61)
 Intra-cranial vascular Lesions (83)
 Heart disease (90-95)
 Other diseases of circulatory system (96-103)
 Bronchitis (106)
 Pneumonia (107-109)
 Other respiratory diseases (104-105, 110-114)
 Ulceration of stomach or duodenum (117)
 Diarrhoea (119-120)
 Appendicitis (121)
 Other Digestive Diseases (115, 116-118, 122-129)
 Nephritis (130-132)
 Puerperal and post abortive Sepsis (140, 147)
 Other maternal causes (141-146, 148-150)
 Premature birth (159)
 Congenital Malformation, Birth injury (157, 158, 160, 161)
 Suicide (163, 164)
 Road Traffic Accidents (170-171)
 Other Violent causes (165-169, 172-198)
 Small-Pox (34)
 Plague (3)
 Kala Azar (29)
 Malaria (28A)
 Ague and Remittent fever (28B)
 Relapsing fever (31)
 Fevers not defined (200-2a)
 Cholera (4)
 Dysentery (27)
 Leprosy (23)
 Senility and old age (162)
 All other causes.
 Still-born
 TOTAL

Other defined diseases.
 36
 35

TABLE No. 36—Contd.

Classification No.		SPECIFIC CAUSES OF DEATH	Jan.	Feb.	Mar.	April	May	June	July	Aug.	Sep.	Oct.	Nov.	Dec.	TOTAL
Short List.	Detailed List.														
27	122a	Hernia
	122b	Intestinal Obstruction
		(1) Intussusception
		(2) Paralytic ileus without stated cause	1	1
		(3) Other or Unspecified forms of Intestinal obstruction	1	...	1	...	1	1	...	3	...	2	9
		123 Other Diseases of the intestines	2
		124 Cirrhosis of Liver	4	1	1	2	3	3	2	1	3	1	23
		125A Acute yellow atrophy (not associated with pregnancy)
		125B Other Diseases of the Liver	2	2	4	3	1	2	1	2	3	1	3	2	26
	27	126	Biliary Calculi
	127	Other Diseases of the Gall Bladder and Bile Ducts
	128	Diseases of the Pancreas (other than diabetes)	1	1
	129	Peritonitis without stated cause	...	1	1	1	...	1	...	1	3	1	9
X.—Diseases of the Urinary and Genital system.															
(not Venereal or connected with Pregnancy or the Puerperium).															
28	130	Acute Nephritis	1	3
	131	Chronic Nephritis
	132	Nephritis not stated to be Acute or Chronic	1	3	1	4	1	1	13
	133	Other Diseases of the Kidney and Ureters	3
	134	Calculi of the Urinary Passages
	135A	Cystitis	1	1
	135B	Other Diseases of the Bladder
	136A	Stricture of Urethra
	136B	Other Diseases of the Urethra, etc
	36	137	Diseases of the Prostate	1
	138	Diseases of other male genital organs
	139	Diseases of female genital organs
		(a) Diseases of the ovary, fallopian tube and parametria
		(b) Diseases of Uterus
		(c) Diseases of the breast
		(d) Other Diseases of the female genital organs
XI.—Diseases of Pregnancy, Child Birth and the Puerperal state.															
29	140	Post abortive Sepsis
	141	Abortion without mention of septic conditions.
30	142	Ectopic Gestation
	143	Haemorrhage of Pregnancy	...	1	4
30	144	Toxaemia of Pregnancy	1	1
	145	Other Diseases and Accidents of Pregnancy
30	146	Haemorrhage of child birth and Puerperium—
		(a) Placenta Praevia (with child birth)	1	1
		(b) Premature Separation of Placenta (with child-birth).
		(c) Other Haemorrhages of child birth
29	147	Infection during child birth and the Puerperium	1	1	2
	148	Puerperal Toxaemia—
30		(a) Puerperal eclampsia
		(b) Puerperal Albuminuria and Nephritis.
	(c) Acute yellow atrophy of liver (Post-Partum)	
	149	Other accidents of child birth
	150	Other or Unspecified conditions of child birth and Puerperal state
XII.—Diseases of the Skin and Cellular Tissue.															
36	151	Carbuncle, Boils	1	1
	152	Cellulitis, Acute Abscess
	153	Other Diseases of the Skin and Cellular Tissues.	1	1
XIII.—Diseases of the Bones and Organs of Movements.															
36	154	Osteomyelitis and Periostitis
	155	Other diseases of the bones
	156	Diseases of the joints and other organs of movements.
XIV.—Congenital Malformation.															
32	157	Congenital Malformations	1	2	1	1	...	5	2	1	2	2	17

TABLE No. 36—Concl'd.

DEATHS BY ALL CAUSES AND MONTHS—Concl'd.

Classification No.		SPECIFIC CAUSES OF DEATH	Jan.	Feb.	Mar.	April	May	June	July	Aug.	Sep.	Oct.	Nov.	Dec.	TOTAL
Short List.	Detailed List.														
	176	Accidents caused by Machinery (any cause of death)
	177	Food Poisoning
35	178	Accidental Absorption of Poisonous gas—
		(a) Carbon Monoxide
		(b) Marsh gas or sewer gas
		(c) Chloroform
		(d) Accidental absorption of any other irrespirable or poisonous gas included in 178
	179	Other acute Accidental (poisoning not by Gas)
		(a) Salvarsan and other organic preparation of arsenic
		(b) Other acute accidental poisoning not by gas included in 179	1	1
	180	Conflagration
	181	Accidental Burns (conflagration excepted)	2	3	2	7	3	5	1	4	...	2	1	26	
	182	Accidental Mechanical Suffocation
	183	Accidental drowning	1	2	1	2	3	3	1	2	1	1	2	19	
	184	Accidental Injury by Firearms
	185	Accidental injury by cutting or piercing instruments
	186	Accidental injury by fall, crushing, land slides etc.	1	1	...	2	...	4	...	2	2	4	2	19	
	187	Cataclysm (any cause of death)
	188	Injury animals (Poisoning by Venomous animals excepted)
	189	Hunger or Thirst
	190	Excessive Cold
	191	Excessive Heat
	192	Lighting	1	1
	193	Other Accidents due to Electric Currents	1
	194	Attack by Venomous Animals—
		(a) Hydrophobia
		(b) Snake Bites	4
		(c) Attack by Venomous animals included in 194
35	195	Other Accidents N
		(a) (1) Vaccinia
		(2) Other Sequelae of Vaccination against Small-pox
		(b) Other accidents due to medical or surgical intervention—
		(1) Anaesthetic accidents	1	1
		(2) Other accidents included under 195(b)
		(c) Lack of care of the New born
		(d) Other and Unspecified accidents under 195	2	5	3	...	1	1	2	1	2	17
	196	Deaths of persons in Military Service drawing operations of war—
		(a) From Poison gas
		(b) From wounds
		(c) From other or Unspecified causes
	197	Deaths of civilians due to correction of war—
		(a) From Poison Gas
		(b) From wounds
		(c) From other or Unspecified causes
	198	Legal Executions
XVIII.—III Defined Causes of Deaths.															
36	199	Sudden Death
36	200	Causes of Death Unstated or III-defined
		(a) III-defined Causes—
		(1) Heart failure	9	2	1	3	3	...	1	3	4	2	3	5	36
		(2) Other-III-defined causes	5	2	5	3	3	4	3	2	4	1	2	8	42
		(b) Found dead, Cause unknown
		(c) Other deaths from Unknown or Unspecified cause	1	1	2	4
G	200a	Fever not defined	3	3	5	1	3	7	3	1	2	28
Total			131	114	146	158	151	168	167	154	146	139	133	167	1,774

TABLE No. 37.

BLOOD SLIDES EXAMINED FOR MALARIA PARASITES.

No. of slides examined.	No. of slides found positive.
9	Nil.

TABLE No. 38

STATEMENT SHOWING THE INSECTICIDES USED DURING THE YEAR 1959.

Serial No.	Insecticide.	Quantity
1	D. D. T. Technical (F.G.)	12,218 Lbs.
2	Malariol	5,000 Lbs.

TABLE No. 39.

Anopheles Breeding detected by months in 1959.

Breeding detected in	Jan.	Feb.	Mar.	Apr.	May	June	July	Aug.	Sept.	Oct.	Nov.	Dec.	Total
Open wells	2	1	2	..	2	3	3	3	2	3	2	1	24
Cisterns
Masonry tanks	1	3	12	9	3	1	3	1	9	2	2	1	47
Tins	4	1	1	2	1	..	9
Gully traps and storm water entrances
Pools, low lying lands, etc.	5	1	3	1	2	6	17	16	15	5	..	1	72
Odd receptacles
Total	9	4	17	10	7	10	27	21	27	12	5	3	152

TABLE No. 40

ANOPHELES BREEDING DETECTED BY WARDS IN 1959

Nature of Breeding place	Ward		Total
	P & R	T	
Open wells	4	20	24
Cisterns
Masonry tanks	36	11	47
Tins and odd receptacles	9	..	9
Gully traps and storm water entrances
Pools, Low-lying, etc.	72	..	72
	121	31	152

TABLE No. 41.

Spleen rate in Extended Suburbs

Ward.	No. of children examined.	No. of children found with enlarged spleen	Percentage
P, R and T	153
Total	153

TABLE No. 42

Wells by wards

Ward.	Total No. of wells in	No. of wells open or partially open			No. of wells hermetically concrete covered with and without pump.		
	Extended Suburbs.	Total No.	Open	Trap door	Total No.	With pump	Without pump
P	923	923	923
R	1,136	1,136	1,060	76
T	356	349	349	...	7
Total ...	2,415	2,408	2,332	76	7

TABLE No. 43.

Wells filled in etc., by wards during the year 1959.

Ward	Total No. of wells.	Filled in	Dealt with	
			Covered completely	Covered with trap door.
P	...	923	1	...
R	...	1,136	...	76
T	...	356	7	...
Total ...	2,415	8	7	76

TABLE No. 44.

PRIMARY VACCINATION AND RESULTS

No. primarily vaccinated.	No. in which results were checked.	%No. successfully vaccinated.	@No. of insertions seen.	No. of insertions successful.
*11,449	6,504	6,504	21,535	17,679
* (a) Births registered during the year		7,545		
% (b) Case success rate		100 per cent.		
@ (c) Insertion success rate.		82.09 per cent.		

TABLE No. 45

BIRTHS (REGISTERED) AND PRIMARY VACCINATIONS BY MONTHS.

Year 1959	Jan.	Feb.	Mar.	Apr.	May	June	July	Aug.	Sept.	Oct.	Nov.	Dec.	
Births	...	692	613	485	505	523	570	616	650	743	902	444	802
Primary Vaccinations*	...	1,650	1,846	1,251	635	470	428	502	628	535	521	1,187	1,796
Re-vaccinations	...	1,752	8,069	9,178	4,188	1,010	208	202	172	286	511	731	1,803

8,528 Children born in (Extended Suburbs) Bombay and 2,921 out-born.

TABLE No. 46

RESULTS OF PRIMARY VACCINATION BY AGES.

Results	Age Groups			Total	
	Under 1 year	1 to 6 years	6 years and above		
Successful	...	4,683	1,756	65	6,504
Unsuccessful
Unknown	...	3,488	1,369	88	4,945
Total ...	8,171	3,125	153	11,449	

TABLE No. 47.

A.—HOSPITALS.

Work done at the Municipal Hospitals in the year 1959.

Particulars.	Smt. M. T. Agarwal Municipal General Hospital, Mulund.	
(i) Accommodation of beds—		
General Male	...	25
General female ward	...	25
Maternity Ward	...	Nil.
Emergency	...	Nil.
Total No. of beds	...	50
(ii) Attendance	attendance (annual) of in-patients.	Daily average.
Year.		
1959	9,422	25.81
(iii) Surgical operations—		
1959	353	
(iv) Expenditure	Total cost.	Cost per patient.
1959	Rs. 1,36,600	Rs. 14.50

TABLE No. 48.

The Maternity Service was rendered through two centres and the details of work done thereat are given below.

Particulars.	Choksy Maternity Home, Malad.	S.J.D.C. Maternity Home, Mulund.
	1959	1959
No. of beds	28	30
No. of confinements including primiparae	966	800
Primiparae	253	156
Still births	19	26
<i>Ante-natal Clinics.</i>		
New Cases	2,116	1,100
Total attendance	6,717	3,463
Daily average	18.67	9.50
<i>Post-natal Clinic.</i>		
New Cases	517	878
Total attendance	1,038	1,940
Daily average	2.87	5.31
<i>Family Planning Clinics.</i>		
New Cases	158	75
Total attendance	108	142
Daily Average	0.30	0.39

TABLE No. 49.

Serial No.	Locality.	No. caught.	No. Dissected.	NO. OF INFECTED MOSQUITO SHOWING VARIOUS STAGES.			
				No. showing.			
				Unsheathed micro-filaria in Thorax.	Suasage forms.	Pre-infective leaf.	Infective larve.
	Malad	1,455	451	7	14	7	4
	Total	1,455	451	7	14	7	4

TABLE No. 50.

Number of Live births in each Age group of the mother and in each order of Live-birth during 1959.

Age group of mothers at confinement, above 44 years actual age is stated.	ORDER OF LIVE-BIRTHS.															Information not available.	*Above 15	Total No. of confinements in each age group.
	(1)	(2)	(3)	(4)	(5)	(6)	(7)	(8)	(9)	(10)	(11)	(12)	(13)	(14)	(15)			
Under 15 years ...	4	4	5	5	5
15 to 19 years ...	365	55	5	2	...	1	428
20 to 24 ..	1,286	898	410	129	31	8	2	7	...	2,771
25 to 29 ..	375	576	782	591	270	108	37	9	3	9	...	2,760
30 to 34 ..	66	128	215	279	282	170	110	49	10	5	2	1	5	...	1,322
35 to 39 ..	20	17	42	63	74	72	66	35	15	11	...	4	1	...	2	...	1 (17th)	423
40 to 44	3	4	10	10	6	8	13	4	3	4	...	1	1	...	67
45	1	1	3	2	7
46
47
48
49	1	1
50 and over Information not available	24	12	19	8	8	5	2	...	4	142	...	224
Total ...	2,136	1,689	1,477	1,083	676	373	227	107	36	19	6	5	2	...	2	164	1	8,003

* Specify in each case the actual order of pregnancy.

PART II

INDEX.
(EXTENDED SUBURBS)

	PAGES
(1) Appendices—Supplementary reports and Tables for Hospitals and Dispensaries	...48, 78, 50
(2) Area and Population	45
(3) Birth and Birth-rate	45
(4) Births by months	49
(5) Cerebro-spinal meningitis	46
(6) Cholera	46
(7) Cemeteries	46
(8) Deaths and death-rate	45
(9) Deaths by months	49
(10) Diphtheria	46
(11) Disinfection	46
(12) Dispensaries	46
(13) Enteric fever	46
(14) Epidemic and other diseases	46
(15) Food sanitation	47
(16) Hospitals	78
(17) Influenza	46
(18) Leprosy	46
(19) Malaria	46
(20) Maternity and Child Welfare-services	46
(21) Maternity Services	78
(22) Meteorological Data	54
(23) Notification of Infectious diseases	46
(24) Plague	46
(25) Poliomyelitis	46
(26) Prosecutions	55
(27) Review of the year	49
(28) Small-pox	46
(29) Tuberculosis	46
(30) Vaccination	48
(31) Venereal Disease	46