

**ADMINISTRATION REPORT
OF THE
MUNICIPAL COMMISSIONER
FOR
GREATER BOMBAY
FOR THE YEAR
1957-58**



V2311,61r
D8-
077815

BOMBAY
PRINTED AT THE MUNICIPAL PRINTING PRESS
1958

**ADMINISTRATION REPORT
OF THE
MUNICIPAL COMMISSIONER
FOR
GREATER BOMBAY
FOR THE YEAR
1957-58**

**BOMBAY
MUNICIPAL PRINTING PRESS
1958**

CONTENTS

PART I

	PAGES
STANDING COMMITTEE'S REVIEW OF THE REPORT	... i to xxxv
COMMISSIONER'S REPORT	... 1—45
Accompaniments	
1. FINANCIAL :—	
Report of the Chief Accountant, with Appendices	... 47—200
2. REVENUE :—	
Report of the Assessor and Collector	... 201—207
3. ELECTIONS :—	
Report of the Election and Town Duty Officer	... 209—211
4. PUBLIC WORKS :—	
Report of the Senior Assistant Engineer—Vaitarna-cum-Tansa Scheme	... 213—217
5. REPORT OF THE CITY ENGINEER :—	... 219—245
(i) Planning Branch	... 219—223
(ii) Construction Branch	... 223—227
(iii) Maintenance of Buildings and Roads	... 227—232
(iv) Maintenance of drains and Sewers (Drainage Branch)	... 232—235
(v) Private Building Construction (Building Branch)	... 235—237
(vi) Mechanical Branch	... 238—239
(vii) Transport	... 239—240
(viii) Town Planning Schemes	... 240—241
(ix) Factory Permits	... 241
(x) Conservancy	... 241—243
Appendices	... 244—245
6. ESTATES AND LAND MANAGEMENT :—	
Report of the Estate Agent and Land Manager	... 247—263
I Acquisition of Lands	... 247—250
II Progress of Development Schemes	... 250
III Special Roads Schemes	... 250
IV Changes in Lay-outs	... }
V Review of Ex-Trust and Municipal Estates	... } 251
VI Slum Clearance	... }
VII Dis-housing and Re-housing	... }
VIII New housing Schemes	... 252
IX Disposal of Lands	... 252—253
X Management of Property & Collection of Revenue	... 253—254
XI Legal and General	... 254—255
Statements and Appendices	... 256—263
7. WATER WORKS :—	
Report of the Hydraulic Engineer	... 265—286
8. FIRE BRIGADE :—	
Report of the Chief Officer	... 287—296
9. GARDENS :—	
Report of the Superintendent	... 297—299
10. VICTORIA AND ALBERT MUSEUMS :—	
Report of the Curator	... 301—302
11. MUNICIPAL LIBRARIES	... 303—305
12. CENTRAL STORES :—	
Report of the Controller of Stores	... 307—310

CONTENTS—(Contd.)

	PAGES
13. LICENCES, SHOPS AND ESTABLISHMENTS :—	
Report of the Superintendent	... 311—314
Report of the Chief Inspector	... 315—317
14. MARKETS AND SLAUGHTER HOUSES :—	
Report of the Superintendent	... 319—324
15. PRINTING PRESS :—	
Report of the Manager	... 325—327
16. K. E. M. HOSPITAL AND SETH G. S. M. COLLEGE :—	
Report of the Dean	... 329—353
17. BAI YAMUNABAI L. NAIR CHARITABLE HOSPITAL AND TOPIWALA NATIONAL MEDICAL COLLEGE	... 355—372
18. NAIR HOSPITAL DENTAL COLLEGE	... 373—376
19. MUNICIPAL GENERAL HOSPITAL, SION, AND ANNAPURNABAI DESHMUKH HOSPITAL FOR WOMEN	... 377—381
20. GROUP OF T. B. HOSPITALS, SEWRI	... 383—389
21. LEGAL DEPARTMENT	... 391—392
22. EDUCATION :—	
Report of the Education Officer	... 393—406
23. LABOUR :—	
Report of the Labour Officer	... 407—410
24. Public Relations Department	... 411
25. Report of Ward Officer	... 412
26. Mahatma Gandhi Memorial Olympic Swimming Pool	... 413—414
27. Research Unit—Report of the Research Officer	... 415
28. Report of the Organisation and Methods Officer	... 417
29. Report of the Editor, the Bombay Civic Journal	... 419
30. INDEX	... 240—424

PART II

1. PUBLIC HEALTH :—	
Health Officer's Report	... 1—9
Report of the Medical Superintendent, Arthur Road Hospital	... 10—12
Report of the Municipal Analyst	... 12—13
Report of the Superintendent of Vaccination	... 13—14
Vital Statistics—Tables in Health Officer's Report	... 15—76
Index	... 77

**REVIEW OF THE STANDING COMMITTEE OF THE ADMINISTRATION
REPORT OF THE MUNICIPAL COMMISSIONER FOR
GREATER BOMBAY FOR THE YEAR 1957-58.**

The Administration Report, submitted by the Municipal Commissioner, gives in detail the working of the various Municipal Departments for the year 1957-58.

2. Dr. Simon C. Fernandes, M.B., B.S., was elected Mayor of Bombay and continued to hold that office upto 13th May 1957, as per the Bombay Government Notification, Local Self Government and Public Health Department, No. B.M.C. 1056-E., dated the 7th January 1957, fixing the 14th day of May 1957, as the day for retirement of the Councillors who were then in office. Shri M. V. Donde, B.A., M.L.C., was elected Mayor of Bombay on 27th May 1957 and held that office for the remaining period of the year under report. Shri P. G. Kher, B.A., LL.B., was elected as Chairman of the Standing Committee upto 27th May 1957, as per the aforesaid Government Notification. Shri S. S. Mirajkar was elected as Chairman of the Standing Committee for the remaining period of the year under report. Shri S. M. Thakare was elected as Chairman of the Improvements Committee upto 13th May 1957 as per the Government Notification mentioned above. Shri V. S. Velinkar, B.A., BAR-AT-LAW, was elected as Chairman of the Improvements Committee for the remaining period of the year under report. Dr. S. R. Wadia, M.B., B.S., M.F.(H), (Lond.), was elected as Chairman of the Education Committee upto 13th May 1957, as per the Government Notification above referred to. Shri S. S. Gaikwad, B.A., B.T., M.ED. was elected as Chairman of the Education Committee for the remaining period of the year under report.

3. Shri P. R. Nayak, I.C.S., continued to hold the office of the Municipal Commissioner upto 14th July 1957. He was on leave from 15th July 1957 to 14th August 1957. Shri Nayak resigned his office from 15th August 1957 and Shri V. L. Gidwani, I.C.S., who was acting as Municipal Commissioner during the leave period of Shri Nayak was appointed to that office from 15th August 1957 and continued to hold that post during the year under report.

4. The financial transactions have resulted in a surplus of Rs. 23.20 lacs at the end of the year instead of the anticipated deficit of Rs. 81.90 lacs. This was due to the fact that the actual income increased by Rs. 47.51 lacs over the Budget Estimate while the expenditure was reduced by Rs. 41.48 lacs over the budgeted amount. With the increasing needs and growing population, the present financial resources prove quite insufficient to meet the growing needs of this premier City, which has all along endeavoured to provide every available civic amenity to its citizens. Vigorous efforts must be made to augment the Municipal finances as well as to reduce the wasteful expenditure, if any, by proper scrutiny. One such experiment viz., the study by Messrs. Ibcn, Ltd., of the reorganisation of Municipal departments so as to reduce the heavy establishment charges, etc., has resulted in appreciable reduction in the Establishment cost.

5. In preparing the Budget Estimates for the year under report, an Opening Cash Balance of Rs. 1,10.34 lacs was estimated. On the final closing of the accounts for the year under report, the actual Opening Balance for the year under report amounted to Rs. 92.92 lacs, as against Rs. 1,30.31 lacs for the previous year. The total income budgeted for was Rs. 10,32.13 lacs while the actual realizations amounted to Rs. 10,95.74 lacs, showing an increase of Rs. 63.61 lacs over the budgeted amount and also an increase of Rs. 47.51 lacs over the actuals of the previous year, viz., Rs. 10,07.87 lacs. On the Expenditure Side, the amount budgeted for was Rs. 11,14.03 lacs whereas the actuals of expenditure were Rs. 10,72.54 lacs, as against the previous year's actuals of Rs. 9,92.07 lacs. The anticipated deficit of Rs. 81.90 lacs was thus turned into a surplus of Rs. 23.29 lacs as against the surpluses of Rs. 56.00 and Rs. 71.11 lacs in the previous two years. The financial transactions of the year ended with a Closing Balance of Rs. 18.16 lacs.

A detailed study of the Income Side reveals a net increase of Rs. 47.51 lacs with that of previous year's figure, viz., Rs. 10,07.87 lacs (exclusive of Rs. 40.36 lacs transferred from B. E. S. & T. Fund). There were increases almost under every major head; the main increases being under General Tax Rs. 22.99 lacs. Water Works Rs. 18.32 lacs; and S. W. Drains Rs. 3.94 lacs.

6. As against the final sanctioned grants (including renewed and additional grants which aggregated to Rs. 13,72.75 lacs, the actuals amounted to Rs. 10,72.54 lacs leaving an unexpended balance of Rs. 2,99.71 lacs. Against this, an amount of Rs. 2,05.01 lacs was required to be renewed for expenditure during the following year and the balance of Rs. 94.70 lacs was allowed to lapse as savings.

The actual expenditure for the year, viz., Rs. 10,72.54 lacs, compared with that of the previous year, viz., Rs. 9,92.07 lacs, showed a net increase of Rs. 80.47 lacs, i.e., gross increases of Rs. 83.23 lacs less decreases of Rs. 2.76 lacs.

The main increases on the Expenditure Side were under Water Works Rs. 18.39 lacs, General Supervision Rs. 3.19 lacs, Contribution to Budget 'B' Rs. 0.78 lacs, to Budget 'D' Rs. 0.73 lac, to Budget 'E' Rs. 1.94 lacs and to Budget 'F' Rs. 4.40 lacs, Dearness Allowance Rs. 2.48 lacs, Public Health Rs. 5.72 lacs, Medical Relief Rs. 1.36 lacs, Fire Brigade Rs. 0.32 lac, Licensing Rs. 0.1 lac, Gardens Rs. 0.39 lac, Markets Rs. 0.66 lac, Street Cleansing Rs. 6.59 lacs, Roads S. W. Drains Rs. 24.73 lacs, Buildings Rs. 12.02 lacs whereas the main decreases were under Museums and Libraries Rs. 0.6 lac, Markets Rs. 0.66 lac, Provident Fund Rs. 0.1 lac, U. I. P. Tax Rs. 0.3 lac, Grant-in-Aid Rs. 1.89 lacs and Rent of Buildings, etc., Rs. 0.12 lac.

7. The Opening Balance on 1st April 1957 on account of Loan Funds (excluding the Trust Funds) was Nil. Loans aggregating to Rs. 3,27.85 lacs were raised during the year including an amount of Rs. 1,00 lacs received from the Government of India for financing the Vaitarna-cum-Tansa Scheme. The Standing Committee would once again like to place on record their sincere thanks to the Central Government for their timely assistance which has no doubt helped the Corporation to put through the Scheme more expeditiously than could have otherwise been possible.

The total Loan Funds available for expenditure during the year were Rs. 3,27.85 lacs. Out of this, an amount of Rs. 31.67 lacs was reserved for the purchase of Capital Stock. The net amount thus available for expenditure during the year was Rs. 2,96.18 lacs. The total expenditure incurred during the year was Rs. 2,68.38 lacs including Rs. 7.34 lacs being the amount of Repayment of an advance taken from the Surplus Cash Balance during the preceding year leaving a balance of Rs. 27.79 lacs in the Loan Funds at the close of the year.

The actual expenditure amounted to Rs. 2,58.29 lacs on Capital Works as against the budgeted figure of Rs. 4,97.20 lacs, the percentage by which actuals fell short of Budget Estimates being 48 as against 21 for the preceding year.

The amount of the new loan proposed in the Budget for 1957-58 was Rs. 5,00 lakhs. The same was increased to Rs. 5,13 lacs in the revised estimates.

A loan of Rs. 1 Crore was raised from Government in one instalment. The loan Rs. 1,14.10 lacs was raised by public subscription and Rs. 1,00 lacs was raised internally. The total amount actually raised to finance the Capital Expenditure including purchase of Plant and Machinery was Rs. 3,27.85 lacs.

The Balance of the loan of Rs. 1,85.89 lacs out of the loans aggregating to Rs. 5,00 lacs sanctioned for 1957-58 was also allowed to lapse.

Reduction of Debts during the year amounted to Rs. 63.28 lacs. At the close of the preceding year, the total amount of Municipal Loan Outstanding including advances from the various special Funds was Rs. 33,41.31 lacs. Amount of loan outstanding as on 31st March 1958 was Rs. 36,04.53 lacs. The total debt charges for payment of interest, Sinking Fund, etc., amounted to Rs. 2,72.25 lacs.

8. The book value of investments of the Sinking Fund at the close of the year amounted to Rs. 6,28.30 lacs. Valuing the Municipal and Improvement Trust Debentures at par, the market value of the Sinking Fund Investment at the end of the year stood at Rs. 6,32.25 lacs. This, together with the amount of interest accrued upto 31st March 1957, viz., Rs. 1.84 lacs, and cash of Rs. 0.86 lac, brought the total amount of the Sinking Fund to Rs. 6,34.09 lacs, which more than covered the amount of Rs. 5,66.65 lacs at which the Fund should have accumulated at the close at the year. The excess in the Fund was thus Rs. 67.44 lacs against Rs. 60.05 lacs at the end of the previous year.

9. The total income for the year amounted to Rs. 1,30.98 lacs against Rs. 1,22.46 lacs for the previous year showing a net increase of Rs. 8.52 lacs, the main increases were in respect of (i) Grant-in-Aid for meeting the deficit in the General Account Rs. 9.56 lacs; (ii) Contribution from Municipal Corporation Rs. 0.78 lac; (iii) Interest and Profits on investment Rs. 0.29 lac, counterbalanced by decreases of Rs. 1.45 lacs in Rent and other Proceeds of properties and Rs. 0.67 lac under Miscellaneous Receipts.

The total expenditure for the year *viz.*, Rs. 1,23.97 lacs showed a decrease of Rs. 3.05 lacs on that of the previous year, *viz.*, Rs. 27.02 lacs. This is due to decrease of Rs. 3.99 lacs were Maintenance of Properties and Streets, counterbalanced by Rs. 94 under Debt Charges.

Loan liabilities of the *ex-Trust* at the commencement of the year were Rs. 15,06.53 lacs against Rs. 15,11.58 lacs in the previous year. A loan of Rs. 27.38 lacs was raised during the year while the debt was reduced by Rs. 54.03 lacs, including the amount of Rs. 8.11 lacs which was repaid to Government on the basis of equated payments. The outstanding loan liabilities at the close of the year thus stood at Rs. 14,79.89 lacs of which the actual liability to Government was Rs. 7,61.68 lacs. All the debentures in respect of loans aggregating Rs. 476 lacs originally raised from Government have now been repurchased according to the approved programme for Sinking Fund Investments. The liability to Government on this account is, therefore, only Rs. 2,85.68 lacs.

The year began with an Opening Balance of Rs. 72.52 lacs. In the course of the year, receipts on account of sale proceeds of Land and Buildings amounting to Rs. 4.75 lacs were credited to this Account. The total funds thus available were Rs. 75.27 lacs. In addition to this, a loan of Rs. 27.38 lacs was raised for the repayment of Rs. 40 lacs B. I. T. loan of 1919. The surplus in the General Account for the year amounted to Rs. 7.00 lacs and was transferred to the Capital Account. There was thus left an uspent balance of Rs. 52.82 lacs at the close of the year.

The actual Expenditure during the year on schemes amounted to Rs. 24.40 lacs as against the Revised Estimates of Rs. 1,07.17 lacs including Rs. 8.54 lacs on account of the cost of Management and Establishment. The total expenditure on Schemes upto 31st March 1957 amounted to Rs. 22,11.77 lacs of which Rs. 15.47 lacs represent discount and other charges on loans and Rs. 45.91 lacs represent the amount towards repayment of loan.

The amount of Sinking Fund on 31st March 1958 was Rs. 0.24 lac including cash of Rs. 82 with the State Bank of India. Valuing the Municipal and Trust debentures at par, the market value of Sinking Fund Investment at the end of the year under review amounted to Rs. 0.25 lac. This together with interest accrued upto 31st March 1958, *viz.*, Rs. 44 lacs and cash of Rs. 82 with the State Bank of India brought the total amount of Sinking Fund to Rs. 0.25 lac against Rs. 0.24 lac, at which the Sinking Fund should have accumulated at the close of the year. The excess in the fund thus amounted to Rs. 256.

The liabilities of the loans in respect of the Improvement Schemes as outstanding on 31st March 1958 was Rs. 14,79 lacs. Out of this Rs. 2.85 lacs were borrowed from Government as aforesaid and the balance of Rs. 11.94 lacs represented loans raised by issue of debentures. Out of this Rs. 4.76 lacs originally borrowed from Government have now been repurchased for Sinking Fund investments and Rs. 7.18 lacs from the public.

The gross Capital liabilities of the Improvement Schemes stood at Rs. 15,27.47 lacs at the close of the year under review and the assets at Rs. 30,10.88 lacs including the book value of lands comprised in Schedule 'W' and 'X.'

With a view to meeting the expenditure on Slum Clearance Scheme in the City, a loan of Rs. 20 lacs was raised, whereas an additional sum of Rs. 10 lacs was transferred as Revenue surplus from the General Account, and a sum of Rs. 9.50 lacs was received from Government, the total amount thus available for expenditure being Rs. 31.30 lacs. The expenditure incurred during the year including discount and other charges on loan amounted to Rs. 5.18 lacs, leaving a balance of Rs. 26.12 lacs in the Capital Account, Improvement Schemes, Slum Clearance for the City.

The total income for the year amounted to Rs. 1,71.71 lacs (including Rs. 1,29.73 lacs being the contribution from Budgets 'A' and 'D') against the Budget Estimates of Rs. 1,69.99 lacs and the Revised Estimates of Rs. 1,68.97 lacs showing an increase of Rs. 1.71 lacs on Budget Estimates and of Rs. 2.73 lacs on the Revised Estimates. The increase of Rs. 1.71 lacs is made up of an increase of Rs. 1.13 lacs under Fees and Fines from Municipal Schools, Rs. 0.31 lac in Miscellaneous Receipts, Rs. 1.62 lacs under Interest and Profits on Interest due to better yield of fixed and call Deposits and due to more funds being available for investment, Rs. 0.33 lac due to increase in the number of pupils in Standards V to VII under Contribution from Government due to receipt of balance of grants for previous year counterbalanced by a decrease of Rs. 1.69 lacs under Contribution from Budgets 'A' and 'D' due to fall in actual realisations of General Tax. The final sanctioned grants amounted in the aggregate to Rs. 2,04.92 lacs (including the unexpended grants for the previous year renewed for expenditure and the additional grants).

The total expenditure booked was Rs. 1,77.80 lacs and the total unexpended grants amounted to Rs. 27.12 lacs. Out of this, grants renewed in 1958-59 aggregated to Rs. 12.43 lacs, leaving a balance of Rs. 14.69 lacs to lapse as savings.

Out of the total Loan Funds of Rs. 55.69 lacs, the expenditure booked during the year on the Capital Works was Rs. 33.21 lacs leaving a balance of Rs. 24.83 lacs to be carried to the following year. A loan of Rs. 35 lacs was proposed to be raised in the Estimates and the same was raised during the year under report.

10. During the year under report, the rates of taxation remained the same as in the previous year, *i.e.*, General Tax (including Fire Tax) at 17.75 per cent., Water Tax at 3.75 per cent. and Halalkhore Tax at 3 per cent. Tax on vehicles and animals was levied at the maximum rates mentioned in Schedule G of the Bombay Municipal Corporation Act. Rates charged for the supply of water by meter measurement also remained the same as in the previous year and ranged from Rs. 0.75 to Rs. 2.40 per 1,000 gallons according to the class of properties, the minimum rate being charged to the Government and the maximum to the Race Course premises.

On the Assessment Register at the close of the year, there were 55,040 properties against 54,733 and 54,527 during the previous two years. 51,692 properties as against 51,369 properties in the previous year were assessed to General Tax while 4,222 properties against 2,238 in the previous year were exempted from General Tax under Section 143(1)(a) of the Bombay Municipal Corporation Act, while the Municipal properties exempted from the General Tax numbered 1,126.

Properties newly erected, demolished and enlarged during the year numbered 785,478 and 1,079 respectively, as against 793, 587 and 726 in the previous year. At the end of the year single-room tenements, double-room tenements and flats numbered 2,69,759, 80,367 and 62,059, respectively, against 2,72,273, 76,259 and 59,565 in the previous year.

Rateable value of all properties in the City at the end of the year amounted to Rs. 26,64.32 lacs and against Rs. 25,74.43 lacs and Rs. 25,20.61 lacs in the preceding two years. The rateable value *per capita* was Rs. 114.55 as against Rs. 110.68 and Rs. 108.37 in the previous two years. In 21 cases, the rateable value was increased by more than Rs. 2,000 in each case.

In the classification of properties according to user, it is found that out of 55,040 properties with an approximate rateable value of Rs. 2,664.33 lacs, 36,699 properties only are used for residential purposes with an approximate rateable value of Rs. 1,529.88 lacs.

From the classification of properties according to rateable values, it is found that as many as 47,073 properties come within the rateable value of Rs. 20,000 leaving only 2,545 properties having rateable value between Rs. 20,001 and Rs. 3,50,001 and above. These figures do not, however, include properties belonging to the Bombay Port Trust and the Railways, which are assessed in lump.

The total number of vehicles and animals taxed during the year (including those taxed under the Public Conveyance Act of 1890) was 49,968 as against 48,488 and 44,241 in the previous two years. Of this total number, the maximum number in any group was 26,142 for motor cars (including 3,425 taxis) and the smallest numbers were 9 for trollies and 59 ponies.

During the year under report, Wheel Tax for hack-victorias, labour-carts and hand-carts (without pneumatic tyres) leviable, respectively, at Rs. 112, Rs. 40 and Rs. 8 per annum was compounded for the calendar year at Rs. 100, Rs. 35 and Rs. 6, respectively, as they had to pay the tax for the whole year in advance instead of quarterly as in the case of other vehicles.

During the year under review, bills numbering 1,18,739 and 1,27,205 were issued, respectively, for Property and Wheel Tax. The amounts collected against net total demands of Rs. 9,52.70 lacs and Rs. 64.00 lacs, were Rs. 744.42 lacs and Rs. 43.56 lacs which worked out to 78.14 and 68.07 per cent. of the net demands, respectively. The percentage of the net total recovery to the total demand worked out to 77.50. The total outstanding at the end of the year was Rs. 2,28.72 lacs. Outstanding involved in disputes regarding water tax and water charges stood at Rs. 44.40 lacs at the end of the year. The figure of total outstandings is also inclusive of the amount of Rs. 29.19 lacs involved in complaints against rateable values, which were pending at the close of the year. Out of the total outstanding of Rs. 44.40 lacs from private properties, an amount of Rs. 1.77 lacs was involved in suits filed, Rs. 4.80 lacs were payable by the Court Receiver and Official Assignee, about Rs. 12.81 lacs were involved in appeals against rateable values and about Rs. 9.20 lacs were involved in disputes regarding water tax or water charges. The amount was also inclusive of a sum of about Rs. 16.80 lacs in respect of properties occupied on ownership basis. The average of recovery to the total demand during the year under report was 77.50, the percentage of outstanding being 22.50 as against 22.46 and 22.08 in the previous two years. The Standing Committee notes with concern that the percentage of outstandings is high and hope that vigorous efforts will be directed to reduce the outstandings to the maximum possible extent.

The total amount of exemption from General Tax allowed in respect of different properties during the year was Rs. 33.57 lacs as against Rs. 32.56 lacs and Rs. 31.51 lacs in the previous two years.

The number of claims received for drawback and refund was 10 and 3,948, respectively, against 33 and 4,998 and 66 and 3,064 in the previous two years. Of these only 6 and 3173 refund claims were admitted involving an amount of about Rs. 971.54 and Rs. 5.14 lacs, respectively.

During the year 1,343 complaints were received against revision of assessment amounting to Rs. 172.76 lacs while 1088 complaints against original assessments amounting to Rs. 1,36.19 lacs. 13 appeals for rateable values were received in the year. Of these 2 were settled out of Court, and 11 were pending.

No fresh suits for recovery of taxes were filed in the year under report but in 10 cases, action under Sections 203 and 207(1)A of the Bombay Municipal Corporation Act was resorted to with a view to effecting early recovery of the bills. In several other cases, this action is in progress.

An amount of Rs. 4,575 was collected as Riot Tax in the year under report.

During the year under report, the matter as regards assessment of the Railway properties (Central and Western) for the quinquennium 1949-54 to be determined in accordance with the directions of the late Shri Justice Rangnekar was under correspondence with the Railway Administrations. The Assessment of B. P. T. properties for the quinquennium 1944-49, according to Shri Justice Lokur's report, was still pending. Enquiry regarding the rateable value to be fixed in respect of the State Government and the Central Government properties for the quinquennium 1954-59 was before Shri Pestonji P. Kapadia and the Award to be given by him is expected shortly. As regards the properties enjoying exemption from the loss of General Tax under Article 285 of the Constitution, the Central Government have since agreed to pay from 1st April 1954, the charges for the specific services rendered by the local authorities and have directed the State Government to fix a percentage of such charges payable in lieu of the General Tax.

11. The rates of taxation continued to be the same as in the preceding year, *i.e.* 5 per cent., in the case of buildings and lands, the rateable values of which were above Rs. 2,000 in each case, and 2½ per cent. in the case of buildings and lands the rateable values of which were Rs. 2,000 and below in each case but not less than Rs. 500. Properties having the value of less than Rs. 500 per annum each continued to be exempted. The arrears of the tax as on 1st April 1957 were Rs. 39.73 lacs which was reduced to Rs. 39.05 lacs on account of amendments. Out of this amount, a sum of Rs. 20.93 lacs was collected, leaving a balance of Rs. 18.12 lacs at the close of the year. The demand in respect of the tax for the year 1957-58 was Rs. 1,11.16 lacs, collection Rs. 88.46 lacs, drawback allowed Rs. 273.68, while Rs. 22.69 lacs, remained outstanding at the close of the year. The total collection of Urban Immoveable Property Tax thus amounted to Rs. 1,09.39 lacs during the year under report.

12. During the year, the rates of Town Duties continued to be the same as those prevailing in the previous year. The gross collections from Town Duties amounted to Rs. 1,16.74 lacs as against Rs. 1,19.08 lacs, Rs. 1,14.46 lacs and Rs. 93.49 lacs in the preceding three years. There was an increase in the net receipts from edibles, cement, whereas receipts from Grains, Sugar, Iron and Steel showed a decrease. The amount refunded during the year under review was Rs. 22.26 lacs as against 2.49 lacs, Rs. 22.96 lacs and Rs. 15.73 lacs in the previous three years. Town Duties gave a net revenue of about Rs. 94.91 lacs as against Rs. 97.59 lacs, Rs. 91.51 lacs and Rs. 77.75 lacs in the previous three years. The total number of claims for refunds was 24,944 as against 30,058, 35,173 and 29,123 in the preceding three years. The number of claims for refund during the year was less, by 5,114 than in the previous year and the amount of refund was more by about Rs. 77,286.

Fees for stamping sugar bags, tea-cases, etc., amounted to Rs. 0.89 lac as against Rs. 1.05 lacs, Rs. 0.90 lac and Rs. 0.64 lac in the preceding three years. From 1st January 1958, stamping has been extended to the articles; (i) Wines and Spirits, (ii) Beer and (iii) Ply-wood, etc.

Town Duties collected at Mulund and Dahisar, etc., in respect of articles coming by roads amounted to Rs. 15.99 lacs as against Rs. 11.94 lacs and Rs. 11.19 lacs in the preceding two years.

13. As per Government Notification, dated the 7th January 1957, fixing the 14th May 1957 as the day of retirement of the Councillors, the Municipal Commissioner with the previous sanction of the State Government fixed 9th May 1957 as the day of Poll and 18th April 1957 was fixed as the day of Election (*i.e.*, the last date for receiving nominations), for all the Wards in the City. 390 nominations were received, out of which 68 were withdrawn, one was rejected by the Commissioner and 321 nominations remained for contesting 131 elective seats for the whole of Greater Bombay.

The relevant provisions of the Bombay Municipal Corporation Act were amended with a view to prohibiting hiring of vehicles for carrying voters, canvassing for votes in and near Polling Stations and use of loud speakers, etc. These were brought into force for the first

time for the General Elections, 1957. The use of indelible ink to prevent personation cases was also introduced for the first time in the Election. 236 Polling Stations were constructed all over Greater Bombay, 211 in Wards 1-41 and 25 in Wards 42-44 (i.e., Extended Suburbs). The number of voters in Wards 1-41 was 15,10,584 and 97,526 in Wards 42-44. A staff consisting of 11,572 superior and 2,603 labour drawn from Municipal, State and Central Governments, etc., departments in the City was employed on the day of Poll.

The percentage of voting in Greater Bombay was 45.59 and 36.45 for the Extended Suburbs, respectively. The work of counting of votes was done on the same day immediately after the Poll unlike on subsequent days during previous elections and the result of the Poll was declared on the 11th May 1957. Four Election Petitions were filed in respect of Wards 26 (Naigaum), 30 (Worli), 36 (Bandra West) and 42 (Malad Goregaon) challenging the validity of the elections on various grounds. The petitions are pending before the Chief Judge, Court of Small Causes, Bombay.

14. The Architectural planning Branch prepared in all 802 Plans, 71 Estimates costing Rs. 2,49,31 lakhs which included Plans and Estimates for 7 new school buildings and 3 for additional accommodation in School buildings. This also included those for alterations, additions, etc., to the buildings of different Medical institutions, Fire Brigade Stations at Colaba and Vikhroli, a Recreation Centre at Sion Hill and housing schemes. The work of construction of a Market Building at King's Circle had been taken up in hand. Plans and Estimates were prepared for Industrial Estate at Bapty Road, Kamathipura. The work will be taken in hand shortly. Layouts of certain plots of land in three different schemes such as land acquired at Vikhroli for housing and for Squatters, Camp, Laundry and for Industrial Estates were also prepared. Loan relating to housing comprised construction of staff quarters in the compound of Central Fire Brigade Station, Byculla, Quarters for the displaced persons from the house collapses and the squatters on the newly acquired site at Vikhroli. The 76 tenements at Sukhlaji Street, as a part of Kamathipura Slum Clearance Scheme; Staff Quarters for Nair Hospital at Clerk Road, and Quarters for Municipal Officers on Plot No. 172, Sion Matunga Estate. Models for the Raja Baldevdas Kreedha Kendra at Chawpatty and a Market at Worli were being prepared. Plans for Open Air Theatre opposite Bombay Glass Works at Dadar and a Rest House at Vaitarna to be used as Holiday Resort were under preparation. The work of Extension of the Municipal Head Office Building at Cruickshank Road has been completed except for some minor works.

15. The total number of properties both Municipal and *ex-Trust* maintained by the Maintenance Branch during the year was 3,263 which was more by 51 than the number of properties, viz., 3,212 in the previous year. 83 properties were added during the year under report while 32 properties were demolished. The work of upkeep and maintenance of buildings was carried out partly by contract and partly by departmental agency. Work orders to the extent of Rs. 12.23 lacs through the Petty Works Contractors as against Rs. 9.69 lacs and Rs. 4.33 lacs, respectively, in the previous year. In addition, repairs to school buildings under Budget 'E' were also carried out at a total expenditure of Rs. 0.13 lac in the year under report. In addition, oil-painting and white-washing to the Municipal properties were carried out from the provision of Rs. 0.75 lac.

Works of improvement of water supply to the *ex-Trust* Chawls, structural repairs by gunite treatment and provision of separate electric meters, electrification and separate water tap in each room of Mazagaon Chawl Nos. 1 to 15 and Nagpada Chawls Nos. 17 to 19 was entrusted and the same was in progress.

Of the total expenditure, works to the extent of Rs. 9.70 lacs were carried out departmentally and of Rs. 6.23 lacs through outside Agencies.

During the year under report, the following major schemes were completed and undertaken :—

(i) A dormitory at Naigaum accommodating 220 beds temporarily used for hostel purposes of G. S. Medical College, (ii) 120 tenements under construction at Dharavi area, (iii) 64 three-rooms and 80 two-rooms blocks at Gilder Lane was completed and 72 tenements at Elphinstone Road; (iv) 120 tenements at Sewri-Wadala, were completed and additional 272 tenements at the site were under construction.

(i) Extension of Municipal Head Office Building at Cruickshank Road, (ii) Convalescent home with staff quarters, opposite Tata Memorial Hospital, Parel, (iii) Clinic and Maternity Homes on Plot No. 185 and 189 Naigaum Estate, Scheme No. 60, and (iv) The School building on the sites at Victoria Bunder Road Colaba.

The works in progress comprised the (i) K. E. M. Hospital, (a) Extension of the Orthopaedic Theatre on the ground floor, (b) New Gynaecological Ward on the first floor and an extra ward over the Gynaecological Ward for female surgical patients (c) Additional floors

over the Registration Block and Out-patient Department for full time department of medicine and surgery, (ii) Municipal General Hospital, Sion (a) Three Additional floors over Building No. 1, (b) Building No. 2 consisting of basement ground and three upper floors; (iii) School building on Plot No. 2 and 3 near Mahalaxmi Over Bridge.

16. During the year 2,143 applications against 2,176 in the previous year were received for the construction of new buildings or additions and alterations to the existing ones. The number of buildings covered by these applications was 2,143 against 2,176, 2,070 and 2,051 in the previous three years. **Private Buildings.** The number of new tenements constructed during the year was 2,247 against 1,322, 1,561 and 1,696 in the preceding three years. Out of 2,247 tenements, 308 were one-room tenements, 347 were two-room tenements and 1,592 larger tenements. The corresponding figures for the previous three years were 119, 348 and 855, 296, 454, and 811 and 155, 296 and 360 respectively. Of the newly constructed tenements, the highest number was 1,323 in F Ward consisting of 46 one-room, 169 two-room and 1,108 larger tenements. The total number of buildings constructed by private enterprise during the year was 318 of which 138 were residential and 180 non-residential as against 332 constructed during the preceding year. Six buildings were constructed by Co-operative Societies and 3 by employers for their employees. According to the above statistics, the new building activity shows a slight increase but it did not even touch the fringe of the problem looming large since a long time. A fillip to this industry is very essential, if adequate housing accommodation is to be provided to the citizens within some reasonable range of time.

The number of tenements demolished during the year was 764 against 938 in the previous year. Of these, 594 were one-room tenements, 142 two-room tenements and 28 larger tenements. Of the demolished buildings, the highest number was 264 in B Ward and consisted of 243 one-room tenements, 12 two-room tenements and 9 larger tenements. Such demolitions though inevitable in the interest of the occupants of the premises, tend to aggravate the existing acute housing shortage. It is, therefore, desirable that the Executive should, before pulling down any building, satisfy themselves that the building is definitely in a ruinous condition and beyond repairs.

During the year, the crusade against the unauthorized works was vigorously pursued. It appears that due to housing shortage there is an upward trend to put up such works without proper permission and in contravention of the provisions of the Bombay Municipal Corporation Act, and the Building Bye-laws. Sanction of the Standing Committee was obtained in 353 cases for removal of unauthorized works. In addition, there were 598 cases pending at the close of the last year giving a total of 951 unauthorized structures. Of these 159 works were removed by the parties while 107 cases were removed departmentally. Out of the remaining 685 cases, in 53 cases the works were regularised and 631 cases were pending at the close of the year.

Action for the removal of stall-board projections and show-cases on public streets was continued through the Stall-board Removal Staff. In all 1,813 warning letters were issued during the year under report. 529 projections were removed by the parties of their own accord and 2,907 were removed departmentally. 323 stall-board projections, 952 weather frame projections and 178 rolling shutters were allowed to be retained on payment of fees as against 189, 438 and 44, respectively, in the preceding year.

In the case of dilapidated houses, the issue of notice and launching of prosecutions continued as before. In all 8,156 notices were issued during the year for removal of unsafe buildings against 8,260 in the previous year. Out of these 6,400 were complied with and 1,756 were pending at the end of the year. Out of 2,173 notices pending at the end of the last year, 1,333 were complied with and 840 notices still remained pending at the close of the year. In some deserving cases where the owners applied delaying tactics or refused to comply with Municipal requisitions, authorizations under Section 499 of the Act, were given to tenants to carry out repair works and to recover the reasonable expenses incurred by them from the rents. There was no appreciable response from the tenants.

In some cases, departmental action had to be taken to pull down unsafe portions of buildings in the interest of public safety, as the owners failed to carry out the Municipal requisitions, meeting the cost in the first instance from the special provision made for the purpose in the Budget. Action for propping up, etc., of unsafe buildings resulted in an expenditure of Rs. 7,622 in 21 cases.

The enormous cost involved in the acquisition of set-backs hampered the improvement and widening of narrow streets in congested localities and in several cases minor works were permitted within the Regular Lines on payment of indemnity money. The area of the set-backs added to the road was 4,294 square yards.

During the year 88 buildings or portions thereof collapsed as against 99 in the previous year. The total number of persons injured was 36 and those killed was 5.

The survey of old houses in the City with a view to ascertain their conditions and also to get and assessment of housing needs of the City was complete by the end of December 1957. The data is collected in detailed forms drawn up for the survey for slum clearance incorporating the information, regarding the physical conditions of buildings, their sanitary deficiencies, and also the socio-economic information of the families occupying the building. All this information is entered in the Register Books. Apart from furnishing valuable data for formulating a programme for slum clearance and for new house building projects, the survey will reveal the number of buildings unfit for human habitation due to structural deterioration and sanitary defects. In all 24,376 buildings and 4,539 huts were inspected during the survey out of above 5,081 residential and 1,220 non-residential are found to be dilapidated and are in need of attention. The actions under Sections 378A and 378B could not be started owing to legal and other practical difficulties in enforcing their actions.

17. The Slum Clearance Scheme started in 1954-55 made a satisfactory progress during the year under report, the Pilot Scheme in respect of Slum Clearance at Kamathipura was in progress and certain preliminaries in connection therewith were completed. The Special Land Acquisition Officer has started proceedings for acquisition of several properties in this areas and the possession of 25 properties has been handed over to the Municipality upto the end of the year. The possession of remaining properties is expected to be secured shortly. Action for evacuation of buildings given in Municipal possession and demolishing the same was in progress. *Bonafide* residents of these buildings were provided with alternative accommodation in the Municipal Transit Camps. A comprehensive programme of slum clearance costing Rs. 159 lacs including supervision charges proposed for execution during the Second Five Year Plan under the Government of India's Subsidised Slum Clearance Scheme providing for the construction of 2,342 tenements at 9 sites in the City and Suburbs was finalised and as approved by the Corporation submitted to the Government of India during the year. Under the Government of India's Subsidised Slum Clearance Scheme, the ceiling cost for tenements has been fixed at Rs. 6,000 per tenement at which rate the cost of 2,342 tenements works out to Rs. 140.42 lakhs. The financial assistance to be received from the Central and State Governments for the execution of this programme is in the shape of a loan to the extent of 50 per cent. of the cost of tenements and as subsidy 25 per cent. from the Central Government and 12½ per cent subsidy from the State Government, the balance, viz., 12½ per cent. being provided by the Corporation as subsidy. The excess in the actual cost of construction over Rs. 6,000 per tenement is also to be borne by the Corporation. The programme has been approved by the Central Government and the first instalment of loan of Rs. 9.5 lakhs towards the cost of acquisition of *ex-Milch-Cattle Stable* sites at Haines Road and Arthur Road has been received from the Central Government. The survey of old buildings in the City undertaken in the previous year was completed by the end of December 1957. According to the survey, about 24,376 buildings and 4,539 huts were inspected, and 144 slum-areas have been located in the different parts of the City and demarcated on separate plans. A comprehensive report embodying the various details of the statistical data and information collected during the year was being finalised for submitting to the Corporation.

In the matter of Municipal housing, one of the major difficulties in the implementation of the Scheme of construction of 4,000 tenements annually as approved by the Corporation was with regard to the availability of steel and cement. Though the supply of cement was mostly satisfactory during the year under report, the position of steel still continued to be precarious. The representation made to the Central Government through the State Government for sanctioning a special ad-hoc quota of cement and steel for Housing Works, as was allowed by them in the past for Vaitarna-cum-Tansa Scheme Works had no favourable response with the result that the number of tenements actually constructed was far too short of the target. In order to get over the difficulty to some extent, an experiment for constructing houses with bamboo concrete of the Johnstone patented type was undertaken and 48 tenements of this type were under construction at Kurla, the contract for the work being given to the patentee himself. As, however, the progress on the work was not satisfactory, no definite idea could be framed about the suitability of these houses for residential purposes, and as to whether these would be structurally strong. Some investigations were being made with regard to the possibility of manufacture of hollow bricks which could be used for walls as well as for floors. Construction of houses by using lime, brickmasonry and plaster to inside walls was being attempted in some of the housing projects but the main difficulty in this regard was the non-availability of suitable lime in the vicinity of Bombay which would have had to be obtained from long distances involving transport difficulties. Fortunately, the supply position of cement having in the meantime improved, the use of lime in building works was not considered advisable. During the year under report, a beginning was made for constructing houses under the Subsidised Slum Clearance Scheme of the Central Government referred to, in the aforesaid paragraph, and number of tenements were constructed upto the last year under 4 categories of Municipal housing, viz., (i) housing for the essential Municipal Staff (ii) housing for the Municipal Staff in general; (iii) Public housing and housing for the Low-Income Group; and (iv) housing provided under the Slum Clearance Scheme. The total number of tenements constructed upto the

last year was 2,955 and 351 bed dormitory. Position regarding the Housing Works during the year under report was 1,032 tenements completed, 792 tenements were under construction in different stages and 364 tenements were ready for being taken up in hand. The total expenditure for housing during the year was Rs. 36.16 lacs. The major housing schemes completed and undertaken were : (i) Dormitory at Naigaum for 200 beds ; (ii) 120 tenements under construction in Dharavi area in connection with the Slum Clearance of the area (iii) Municipal Staff housing consisting of 64 three-room and 80 two-room blocks at Gilder Lane and 72 tenements at Elphinstone Road, all of which were completed and the work of 32 two-room blocks and 48 two-room tenements were under construction ; (iv) public housing consisting of 120 tenements at Sewri-Wadala were completed and 272 tenements thereat were under construction while the work of 112 tenements at Azad Nagar was in progress.

The housing schemes undertaken by the Corporation represent housing for the essential Municipal staff, for Municipal staff in general, public housing for low-income groups and housing to be provided for slum clearance. The number of tenements constructed by the Corporation during the year under report was 1,032 as against 1,551 for the previous year. The cost incurred was Rs. 36.16 lacs.

Acquisition of land for housing was confined mainly to the Suburbs for obvious reason. Land to the extent of 130 acres in Govandi, Chembur and Khar was being acquired during the year under report.

In spite of the progress in housing and slum clearance indicated above, the housing problem in the City has not eased to any appreciable extent and it is necessary that still more vigorous effort for providing housing accommodation needs to be made in order that the crying need of the citizens for accommodation is met to a considerable extent within a reasonable time. It is hoped that the State and Central Governments realising the magnitude of the housing problems will continue to give subsidy on a liberal scale.

18. Dadar Purification Works.—The Sewage Purification Works at Dadar functioned satisfactorily throughout the year under report. The total quantity of Drainage and Sewerage and sewage received at the Plant during the year was 5,775.07 million gallons, i.e., an average of 15.82 million gallons per day against the total quantity of 5,166.54, 5,307.46 and 4,162.98 million gallons received at the Works in the previous 3 years giving daily average of 14.15, 14.5 and 10.26 million gallons, respectively. The total quantity of sludge gas generated during the year was 60,802,800 cubic feet indicating an increase of 2,467,700 cubic feet over the figure for the year 1956-57, while the daily production was 1,66,583 cubic feet, as against 1,59,767 cubic feet per day last year. The total revenue realised during the year by sale of gas amounted only to Rs. 388.85. The reason for less income was the backing out of the successful tenderers, at the last minute which gave rise to certain technical and legal difficulties and consequential suspension of sale and sludge manure for some time.

Both the pumping stations at Love Grove, viz., Nos. 1 and 2 worked satisfactorily throughout the year except for some time when the pumps were opened out for repairs and overhaul. The average sewage level during the year of Pumping Station No. 1 was 73.9 and of Pumping Station No. 2 was 74.4. Average level of entire station was 74.1 against 73.1 T.H.D. in the previous year. The proposed new Purification Plant was not started during the year though it was taken over from Messrs. Duncan Stratton and Co., Ltd., and Messrs. The Hindustan Construction Co., Ltd., on 4th February 1958. The plant was expected to go into commission early next year.

The Sewage Purification Plant worked satisfactorily during the year under report. The total volume of sewage received at the plant during the year was 1,780 million gallons, i.e., an average of 4.9 million gallons per day as against 1,409 million gallons and 3.9 million gallons during the previous year. The total revenue realized by sale of gas in Sion area during the year amounted to Rs. 35,085. During January 1958, the revenue realized was Rs. 3,985 showing an increase of Rs. 763.56 over that realized during January 1957 and by sale of sludge manure amounted to Rs. 340.

The sewerage system of the City depends upon the satisfactory working of Pumping and Compressor Stations. Sewage from the sewerage system of the City was pumped through 13 pumping stations.

19. Transport. During the year, 501 motor vehicles with 1 Bull-dozer were in commission as against 503, 461 and 457 in the previous three years. During the year, 12 low loaders and a delivery van were added to the fleet. Proposals to purchase two more skid shovel crawler tractor (bull-dozers) to facilitate the spreading and levelling of refuse at different dumping grounds were finalised. During the year 30 unserviceable vehicles were disposed of by public auction. The Suburban fleet consisting of 205 vehicles was directly under Assistant Engineer Transport (Suburbs).

The Arthur Road (Tardeo) Garage was shifted to E/E Stables, Agripada as the land at Arthur Road was to be utilized for erecting residential buildings. The question of having a

suitable Central Garage with independent workshop near Dadar Purification Works instead of at Worli, as originally contemplated, was under consideration.

Out of the fleet of 12 low-loaders, 15 pick-ups and 90 trailers ordered, 12 low-loaders (jeeps) had been received and put into Commission. The average collection of refuse in the City worked out to 2,250 tons per day.

20. The total mileage of roads in the City limits at the end of the year was 277.086 miles as against 274.716, 274.226 and 274.056 miles in the preceding three years.

Repairs and Maintenance of Road and footpaths.

During the year, about 18,678 square yards of area of road surfaces were renewed with 3" sheet asphalt at a total cost of Rs. 2.01 lacs. The work of maintenance of roads and footpaths was generally satisfactory throughout the year. A total area of 4.12 lacs square yards of the different types of the road surfaces was improved during the year. The work of asphaltting footpaths was continued during the year and footpaths of 34 roads covering an area of 40,853 square yards were asphalted at a cost of Rs. 1.07 lacs.

Traffic Islands were provided at important inter sections and the total number of such islands at the close of the year was 121. Out of this, 9 Traffic Islands were provided during the year under report. Quotations were invited for providing Automatic Traffic Signals at 7 more intersections.

During the year, a sum of Rs. 0.98 lac was realised on road opening fees, ground rents or fees for temporary occupation of roads and footpaths, for erecting mandaps, placing chairs, benches, etc.

Total number of street lamps in the City at the end of the year was 12,447 as against 12,348, 12,325 and 12,164 in the previous three years. An expenditure of Rs. 23.95 lacs was incurred for lighting and maintenance of street lamps. An additional expenditure of Rs. 1.99 lacs was incurred on erection of new lamps, repairs and maintenance, miscellaneous works, etc.

Since the year 1954-55, 'All in Hire Scheme' for mercury vapour and fluorescent electric lamps have been introduced under which all such lamps already installed and to be installed will be owned by the B. E. S. & T. Undertaking, the capital expenditure in respect of these lamps being borne by the Undertaking and the maintenance cost for the lamps being paid by the Corporation to them.

21. As in the past, a major portion of the City refuse was transported to Deonar in railway wagons. The remaining refuse was dumped into low-lying lands in the City, viz., Hornby Vellard, Haines Road, Matunga Railway lines and Dharavi, which sites were required to be filled in. About 6 acres of land was reclaimed at Deonar during the year with refuse. The total area at the end of the year under report thus reclaimed, stood at about 460 acres out of 823 acres of Deonar Reclamation Ground.

Removal of Town Refuse.

The arrangement of running two refuse trains per day each consisting of an average of 28 Municipal refuse wagons of 17 tons capacity, was continued during the year.

The total number of wagons sent to Deonar during the year under report was 19,337 as against 21,884, 23,007 and 21,511 during the previous three years. The decrease is mainly due to thefts on a large scale of brass-bearing of wagons from April 1957 from Deonar refuse sidings which put out of commission as many as 35 wagons at one time. The total quantity of refuse removed to Deonar was about 3.29 lac tons as against 3.72 lacs, 3.91 lacs and 3.66 lacs tons during the previous three years. The total expenditure on account of removal and disposal of refuse amounted to Rs. 7.33 lacs as against Rs. 8.00 lacs, Rs. 7.46 lacs and Rs. 7.18 lacs in the preceding three years. The total cost of unloading refuse wagons amounted to Rs. 3.34 lacs as against Rs. 3.65 lacs, Rs. 3.56 lacs and Rs. 3.34 lacs in the previous three years. The total cost of haulage and unloading per ton amounted to Rs. 1.58 approximately, as against Rs. 1.51, Rs. 1.91 and Rs. 1.97 per ton in the previous three years.

The position of the rolling stock required for work was far from satisfactory inasmuch as 12 Municipal wagons had to be scrapped during the year and 11 refuse wagons were under repairs leaving in all 108 refuse wagons and brake vans in running condition. With a view to eliminating shortage of wagons, 7 more wagons were taken on hire from the Western Railway during the year under report at the rate of Rs. 4.50 per wagon per day bringing the total number of hired wagons to 66.

22. The total expenditure booked for the preparation of the Master Plan from its commencement, in January 1947 to 31st March 1958, amounted to Rs. 2,66,168. A proposal for revising the Master Plan at a cost of Rs. 80,000 has been approved by the Government, the cost being met from savings in the original scheme. The work of revision of the Master Plan was accordingly taken in hand during the year and was in progress by the end of the year.

Master Plan for Greater Bombay Region.

During the year under report, a Scheme for the establishment of Industrial Estates at Bapty Road, Chembur-Kurla, Nari Seva Sadan, Kurla, was approved. The Central Government have sanctioned a loan of Rs. 13 lacs for the scheme at Bapty Road and it is proposed to construct a building of ground and three upper floors consisting of 125 Industrial units thereat.

As a first step towards the reclamation of the low-lying land at Dharavi a pilot Project for reclaiming about 165 acres in the Dharavi west area based on the findings of the report from Messrs. Nedeco who had surveyed the Mahim Creek area, was being proposed during the year under report.

Town Planning Schemes.—The Government under their Resoluion No. T.P.B. 1054-M, dated the 4th September 1957 sanctioned the Town Planning Scheme, Bombay City No. I (Mandvi and Elphinstone Estate) and directed that the same be brought into force with effect from 1st December 1957.

The Mahim area covered by the provisions of the Bombay Town Planning Act, 1915, was divided into three Schemes, viz., Schemes Nos. II, III and IV. Final Scheme in respect of Scheme II drawn by the Arbitrator was sent by Government for printing and was expected to come into force shortly.

The demarcation of the final plots on the site in respect of Scheme No. III was completed by the Arbitrator during the year under report and his Award was awaited. Arbitration Proceedings in respect of the entire Scheme No. IV, was completed by the Arbitrator. The demarcation of final plots was in progress.

The total expenditure incurred in connection with the preliminary works of the proposed Town Planning Schemes for the areas from the commencement upto the end of the year under report was Rs. 11,15,430 and the expenditure during the year amounted to Rs. 1,91,830.

Roads, footpaths and house gullies were swept twice daily. Some of the main roads were attended to with increasing frequency as and when found necessary. *Conservancy.* House gullies were flushed and main roads were washed periodically. Daily average in square miles of roads, footpaths and house gullies cleansed regularly throughout the day worked out to 272.10, 283.50 and 126, respectively. Total refuse collected through the Municipal Agency was 8,21,549 tons.

Refuse gathered by sweeping the roads, footpaths and house gullies was collected and either carried to the nearest dust bin shed or removed in travelling carts or lorries to the place of disposal at least twice daily. Refuse taken to the Mahalaxmi Refuse Siding was transported to Deonar daily in a special refuse train. Dry refuse was sent for filling in low-lying lands at Hornby Vellard, Haines Road, Matunga Railway Lines and Dharavi. Domestic refuse was collected in galvanised sanitary bins with proper covers provided by the owners and was deposited in Municipal travelling carts and lorries or to the nearest dust-bin sheds.

Control of rat pest.—The total number of rats caught and destroyed during the year was 9.76 lacs as against 9.81 lacs in the previous year. No rat was found infected with Plague.

Control of Stray Dogs.—11,277 stray dogs were caught as against 14,036, 11,939 and 11,771 in the previous three years. Out of the above stray and ownerless dogs caught, 9,691 were destroyed, 963 were returned to the owners, 218 sent to hospitals for experimental purposes, 121 escaped and 40 were detained at the kennel at Mahalaxmi Refuse Siding. 16,957 dog bite cases were reported during the year as against 14,879, 13,262 and 14,038 in the preceding three years. 8,099 dogs were licensed under the Dog Licensing Act as against 8,112, 8,130 and 7,981 in the preceding three years. The total income by way of dog licensing fees, etc., was Rs. 41,858.25 as against Rs. 41,855 in the previous year.

The work of immunizing the Milch Cattle against rinderpest was continued and 16,310 milch cattle were inoculated as against 19,389 in the previous year.

In addition to the above, the Conservancy Branch also rendered special conservancy and halalkhore services to various circuses, exhibitions, etc., realising thereby Rs. 91,592.96 and Rs. 15,254.03, respectively. The annual income derived by auction sale of certain Health Department rights amounted to Rs. 5,855.

23. The Department continued to look after the work of acquisition of lands and preparation of layouts, etc., as before. After acquisition of the temple property in Case No. 374, Scheme 5, possession of the reconstituted plot was handed over to the Managing Trustee of the Temple and the case was completed.

Possession in respect of 6 more cases of the land occupied by the Milch Cattle Stables was obtained during the year under report. Acquisition proceedings of several other sites both in the City and Suburbs were in progress during the year under report.

Out of the total area of 139.36 lacs sq. yds., (about 2,879 acres) vested in or acquired by the ex-Trust, about 37.3 per cent. remained to be developed and out of the developed area,

2.5 per cent. remained to be leased, including an area of 1,64,680 sq. yds. reserved for Municipal purposes. At the end of the year, the area of undeveloped land was the same as in the previous year, viz., 51.97 lacs sq. yds., the cost of acquisition of which was Rs. 1,87.09 lacs, as reported in the previous year.

During the year, in all 6 plots covering a total area of 20,227 sq. yds., and valued at Rs. 5.68 lacs were leased on long leases. The total number of plots disposed of upto the end of the year of report was 4,264 with an area of 60,10,425 sq. yds. valued at Rs. 12.49 lacs as against 4,259 plots with an area of 59,97,345 sq. yds., valued at Rs. 12,44.75 lacs, respectively, upto the previous year. The total annual rental to be derived from 6 plots was estimated at Rs. 42.96 lacs as against for 28 plots estimated at Rs. 42.73 lacs. Commutation of ground rent in respect of plots leased on long term basis is being discouraged as the same is not considered advantageous to the Corporation. The amount received by way of commutation of ground rent and premium during the year, was Rs. 4.39 lacs, as against Rs. 8.6 lacs, Rs. 9.10 lacs and Rs. 14.29 lacs, in the preceding three years.

At the commencement of the year, the Department had in its charge 570 acquired or surrendered buildings against 566 in the preceding year. These contained 5,206 tenancies. At the end of the year, there were 569 buildings with 5,224 tenements, the difference being due to demolition of 4 structures and acquisition of 3 structures during the year. New residential accommodation made available in the houses erected by lessees during the year comprised of 964 tenements.

The gross demand for 5,224 tenements in these buildings amounted to Rs. 10.58 lacs. Deducting therefrom losses on account of vacancies and concessional rents, the net demand for the year was Rs. 10.41 lacs. The net revenue collected amounted to Rs. 9.18 lacs which was 74.44 per cent. of the total recoverable amount including the arrears of Rs. 1.92 lacs for the previous year.

In addition to tenements already constructed during the previous year, construction of tenements at Gilder Lane, Wadala, behind Spring Mills, Naigaum near Surya Cinema, near Elphinstone Road Market and at Sion was completed.

The gross demand for *ex-trust* permanent chawls was Rs. 14.43 lacs, while the revenue collected was Rs. 13.57 lacs as against Rs. 11.90 lacs in the previous year. Deducting outgoing of Rs. 8.78 lacs, the net income was Rs. 4.79 lacs during the year under report. Deducting therefrom Rs. 9.43 lacs, as the Sinking Fund and interest charges on the Capital expenditure of Rs. 162.6 lacs incurred for these tenements at the rate of 4.65 per cent., on the capital expenditure prior to 1919-1920 and 6.35 per cent., on expenditure incurred in the subsequent years, the Corporation suffered a net loss of about Rs. 4.51 lacs on these tenements during the year under report.

The average population in the chawls during the year was 72,509 as against 63,835, 62,934 and 62,042 in the previous three years, while the corresponding figures for semi-permanent sheds including Labour camp were 34,911, 29,972 and 29,938, respectively, the death rate in the chawls during the year was 3.5 per 1,000 against 3.6, 3.3 and 2.5 in the preceding three years.

During the year under report, amounts of Rs. 1.65 lacs and Rs. 0.55 lac were transferred to Rent Equalisation Fund and Amenity Fund created by the Corporation to compensate the loss suffered by them in the maintenance of Municipal tenements.

The gross demand for 4,147 rooms in S. P. sheds and Labour Camps was Rs. 4.96 lacs. Deducting therefrom the losses due to vacancies and concession in rents, the net demand for the year was Rs. 4.86 lacs. The actual collections amounted to Rs. 4.64 lacs which was 79.09 per cent. of the recoverable amount including arrears of Rs. 1,00,520 for the previous years.

During the year under report, electric installations with separate meters in each tenement were provided at Pais Road, Clerk Road and Palton Road Chawls No. 1 and 2, Labour Camps at Scheme 52, Worli and 57, Sewri-Wadala.

Besides this, the Department looked after 18 properties requisitioned for A. R. P. purposes consisting of 472 tenements and 660 tenements constructed for explosion victims at Arthur Road, Fergusson Road and Wadala Road.

With a view to relieving housing shortage in the City, the Corporation have permitted construction of an additional floor on buildings on plots in *ex-Trust* and Shivaji Park Estates. In accordance with this policy, additional floors on 173 buildings were sanctioned to be constructed during the year on payment of extra premium of Rs. 2.55 lacs and an extra ground rent of Rs. 15,736. Construction of 38 motor garages on the compulsory open spaces of plots in these Estates was also sanctioned during the year on payment of extra premium amounting to Rs. 50,979 and extra ground rent amounting to Rs. 1,671. During the year, in 204 cases encroachments on compulsory open spaces and change of user were detected and action to remedy the irregularities was taken.

With the object of maintaining sanitation, etc., in the Municipal chawls and buildings, enforcement of Bye-laws framed by the Corporation was continued along with the propaganda work and the supervision of the inspecting staff, during the year, as a result of which fines amounting to over Rs. 151 were recovered. First Aid sets and sick-room requisites, such as, thermometers, hot water bottles, etc., were maintained at 8 Chawls Centres, Matunga Labour Camp, Dharavi and Mankhurd Colony.

During the year, 878 ejectment suits were filed against the tenants for sub-letting rooms as also for recovery of arrears of rent, taxes, etc., as against 1,360, 1,410 and 1,922 in the previous three years. One claim suit was filed during the year. An expenditure of Rs. 19,203.48 was incurred for filing these suits and a sum of Rs. 8,563.18 was recovered towards Court costs. No new suit was filed in the High Court but two new suits were filed in the City Civil Court during the year under report.

At the end of the year the number of unbuilt plots already in the possession of the lessees was 293 and the number of plots of which possession could not be handed over to the lessees on account of temporary lettings and occupations thereon was 414.

During the year under report, the Corporation approved the construction of buildings of a ground and three upper floors on plots Nos. 1 to 6, Scheme 32, East Agripada North Estate from which the stables were removed outside the City. The Corporation empowered the Municipal Commissioner to sanction advertisement hoarding on all *ex-Trust* plots. At the request of the Government, the Corporation also leased to them the area consisting of fossiliferous rocks on the eastern slope of Worli Hill for Geological experiments. Conversion of motor garages into floor mills on certain terms and conditions was allowed while use of motor garages as store room was disallowed by the Corporation during the year under report. The Corporation also permitted the enclosure of *otlas* with collapsible shutters, Ajax awnings fixtures on payment of extra premium and permitted the size of the Dust bin to be increased to 4' x 4' x 4' in the compulsory open space of *ex-Trust* Plots.

Further implementation of the recommendation of Messrs. Ibccon Ltd., continued during the year.

24. The rainfall during the year was above normal. The Tansa and the Vaitarna Lakes, the principal sources of City's water supply, overflowed for a total period of twenty-one and twenty-six days respectively. The Tulsi Lake also overflowed for twenty-seven days. The Veihar Lake did not overflow during the year. The Veihar Lake had not overflowed during the years 1938 to 1957 in spite of the fact that water was transferred to the lake from the Tansa Lake and the fact that it also received the overflow from the Tulsi Lake.

The average daily supply to the Greater Bombay during the year under report was about 170.92 million gallons as against 146.94 million gallons, 139.77 million gallons and 133.76 million gallons in the previous three years. During the year, the quantity of water supplied to the City and the Suburbs was 62,387.80 million gallons against 53,636.30 million gallons, 51,157.50 million gallons and 48,822.40 million gallons in the preceding three years. Out of the above quantity, supply to the Thana Municipality was 438.63 million gallons, as against 241.76 million gallons in the previous year. Water supplied to bodies outside the limits of Greater Bombay was 584.38 million gallons as against 447.07 million gallons in the preceding year. Of the total supply, a quantity of 46,774.03 million gallons or 74.93 per cent. was for domestic purposes as against 38,325.24 million gallons or 72 per cent. in the previous year which registers a slight increase. The average daily supply (for all purposes) per head on the basis of the population of 28.42 lacs as per the Census Report of 1951 was 56.19 gallons, while that for domestic purposes only worked out to 42.12 gallons. Percentage of total supply for domestic and other purposes worked out at 74.93 and 25.07 respectively. The total quantity of water supplied by meter measurement for domestic purposes was 9,937.68 million gallons and that for trade purposes was 9,653.84 million gallons of which 4,515.70 million gallons were consumed by mills, *i.e.*, 8.759 per cent. 1,272.42 million gallons were consumed by the Bombay Port Trust, *i.e.*, 2.460 per cent.; 1,272.42 million gallons of water or 1.768 per cent. were wasted due to leaks and other losses through Municipal mains, etc. The percentage of the use of water was 19.429 for trade purposes, 2.035 for public purposes, such as, fire, road watering, etc., and 78.536 for domestic purposes for the City while the percentage for domestic and non-domestic use for the Suburbs was 60.83 and 39.17, respectively, and for the Extended Suburbs was 35.61 and 64.39, respectively.

There were two bursts, one on 72" West main and another on 48" Veihar main during the year. There were 41 major leaks, 2,223 minor leaks on trunk mains and 112 leaks on the duct line and 149 leaks on syphon mains. All the leaks were promptly repaired.

Water from the three lakes was sterilized by chlorine treatment. No ammoniation was carried out during the year.

The total calls received from the Fire Brigade Department were 1,314 as against 1,194, 1,495 and 1,081 in the past three years. They were promptly attended to. The total quantity of water used on fires by the Fire Brigade was about 4.55 million gallons as against 3.99 million gallons in the previous year. In order to enable the staff to attend to fires promptly three fire vans were permanently maintained throughout 24 hours, one at 'E' Ward, second at 'F-S' Ward Office, and the third one at the 'G-S' Ward Office.

11 Gardens in the Outside City Division were maintained during the year: The number of visitors to the popular Tansa and the Vehar Lakes on Sundays and holidays was about 60,000 and 4,32,000, respectively as against 65,000 and 3,14,000, respectively, during the previous year. Additional amenities at the Vehar Lake in the shape of a children's park, house boat, giant's castle, etc., were fully utilized by the public. The Powai Park which was opened to the public in the previous year, at a total cost of Rs. 1,48,000 on a 55 acres picturesque country side plot of land near Powai Lake, is getting very popular with the visitors due to its natural beauty and spaciousness as is evident from the fact that 1,36,800 visitors took advantage of that Park.

The number of complaints about short supply, etc., was 14,936 during the year as against 13,534 in the previous year. 4,635 notices were issued on owners of houses for defects in water fitting on their premises, as against 5,545 notices in the past year.

The work of house to house inspection of leaky taps and fittings throughout the City continued during the year under report. Anti-waste campaign by exhibiting cinema slides and posters was also continued during the year.

11,987 meters of various sizes were maintained during the year as against 10,803 in the previous year. The revenue derived from the supply of water by meter measurement during the year amounted to Rs. 180.76 lacs as against 178.50 lacs during last year for the City only.

The total number of water connections in the City was 64,947 as against 63,580, 61,987 and 60,761 during the preceding three years. During the year, 1,406 new connections were made. The figure for the previous year was 1,593.

During the year 1,013 cases were reported to the Standing Committee for severance of water connections for non-payment of taxes, etc., as against 1,668 in the previous year. Of these, in 18 cases water connection was cut off but subsequently restored, in 16 cases it was cut off and in the remaining cases orders were not carried out as the consumers complied with Municipal requisitions.

The programme of metering of domestic water supply in areas where quantum of water was above average, was continued during the year and 628 new properties were metered as against 353 in the preceding year.

During the year 1,155 estimates of compounded water charges for water used for construction purposes were framed resulting in the total revenue of Rs. 8.43 lacs as against 1,601 cases with a revenue of Rs. 5.03 lacs in the previous year.

The work of maintenance of gardens along the slopes of Gibbs and Ridge Roads known as Hanging Gardens), Pherozechah Mehta Gardens, on the top of the Malabar Hill Reservoir, the Ladies' and Children's Garden at Ridge Road and the Kamala Nehru Park, Joseph Baptista Garden on the top of the Bhandarwada Hill Reservoir, was under the control of this Department. The park was kept open till 9 P.M. for the convenience of the public. The Gardens were lighted on Saturdays, Sundays and Public Holidays with multi-coloured lights, which was much appreciated by the public. One water cooler donated by Shri V. M. Saraiya was installed at the Pherozechah Mehta Gardens during the year. The cooler has satisfied the long-felt need of the public visiting the garden. The cost of maintaining the Gardens during the year was Rs. 41,500.

The Corporation had approved of an estimate of Rs. 70 lacs for the work of protection of steel mains by patch-plating and guniting them and 18,748 R. ft. of the 57" mains were patch-plated and gunited during the year, leaving a balance of 32,052 R. ft.

Labour relations during the year were cordial. The grades of various categories of workers were revised by the Standing Committee during the year under Review.

446 running miles of water mains were maintained by the Department during the year under report. 1,03,980 works pertaining to repairs to communication pipes, cleansing of chokes in consumers' pipes and fittings, etc., were carried out at a cost of Rs. 1,20,000 as against 75,362 works in the preceding year. On the 9,000 fire hydrants 27,240 repair jobs were carried

out during the year by the special staff comprising one fitter and 3 labourers in each ward appointed for the purpose in the previous year. The figure indicates to what extent the public has been misusing the hydrants.

The work of clearing the pipes and fitting beyond the stop-tap in the Dadar-Matunga district sanctioned by the Corporation in view of the fact that Vehar water supplied to this area contains algae resulting in frequent chokes, was continued and 789 connections aggregating 2,15,272 R.ft. of consumer's pipes were cleaned at a cost of Rs. 7,000 during the year under report.

4,28,554 pipes and fittings were tested during the year. Of these 2,84,765 were for private parties, the revenue derived therefrom being Rs. 0.33 lac.

A large number of drinking fountains and cattle troughs were temporarily closed down on account of the fittings being stolen and those donated by public donors were brought into use by replacing the fittings during the year under report. The Flora Fountain and the Wellington Fountain were played regularly. The Corporation had sanctioned an estimate of Rs. 12,433 for providing a fountain with coloured lights at King's Circle. The work was in progress during the year.

The total expenditure incurred on water works amounted to Rs. 2,36.46 lacs including Rs. 1,77.17 lacs for interest, Sinking Fund charges, etc., for loans raised for water works. The total revenue derived was Rs. 2,59.43 lacs, the excess of income over expenditure thus being 22.97 lacs.

25. The scheme was sanctioned by the Corporation in 1948 to stabilise water supply to the Tansa Lake especially in the years of scanty rainfall and creating an additional storage of useful water of about 38,500 million gallons. **Vaitarna-cum-Tansa Scheme.** The main works in the Scheme consisted of the construction of a Dam across the Vaitarna River, driving of a Tunnel joining Vaitarna Lake with Tansa and laying 126" dia. 120" dia. and 96" dia. pipelines from the Lake site to the City. The project was initially estimated to cost Rs. 16 crores. Its revised cost now comes to about Rs. 18.50 crores.

The construction work of the scheme was started in 1949. The work of the driving the tunnels between Vaitarna and Tansa with ancillary works, such as construction of an Intake Tower and a Bifurcation Chamber was completed in all respects in 1953. The tunnels have been put into commission and about 24,370 million gallons of water was transferred through them from, Vaitarna Lake to Tansa Lake during the year under report. The dam is a solid gravity cement concrete Dam 1,820 feet in length and 269 feet in height in the deepest portion. A Crest Spillway with eight gates for float operated, and four electrically or manually operated, has been located in the River portion to take care of maximum flood discharge of 2,00,000 cusecs. A Roadway 18 feet wide has been provided on the top of the Dam. The work of foundation of the Dam was started in May 1952 and the concreting of the Dam was completed in November 1955. The total quantity of concrete laid in the Dam came to about 20 million C.ft.

With the erection of the remaining one gate at the Spillway during the year under report the work of erecting all the eight Spillway gates has been completed.

The total length of the 96" dia. pipeline to be laid is 47 1/2 miles and has been completed. The pipe laying work was being done in 3 stages. The third stage in laying the 120" dia. pipeline was in progress and is expected to be completed by December 1958. With about 96" dia. pipe line now laid, it is possible to give an increased supply of about 60 million gallons per day for the City. The cost of the entire work of laying 96" dia. pipe line in three different stages came to Rs. 2,89.15 lacs as against the contract amount of Rs. 3,47.54 lacs. After the completion of the entire length of the pipeline, the City's water supply will be more than doubled, i.e. will be about 200 million gallons per day.

The work of erection of hoisting mechanism and Emergency Gates was completed.

The Municipal owned Power House of a total installed capacity of 2,853 K.W. was run for about 2 hours every day to keep the engines and accessories in working order.

The work of supplying and erecting three Diesel Generating sets each of 100 K.W. capacity was completed during the year. The sets will be used to supply power required for the operation of various gates of the Dam and the Tunnel lighting of the roadway, domestic consumption, etc., at Vaitarna.

The work of construction of the permanent power house as well as the Control Tower was completed during the year under report.

The new Chlorination House at Powai for chlorinating the bulk of city's water supply was put into commission in January 1957. The latest devices for automatic regulation of doses have been installed at the plant so as to ensure a uniform dose of chlorine. The total cost incurred was Rs. 2.29 lacs.

The work of rock excavation for pedestals for 96" main between Tansa and Pogaon was completed during the year under report.

A number of works, such as, preparing trenches, providing anchor blocks, Thrust Blocks, etc., were carried out departmentally in connection with the pipe laying works and the total cost of such works completed during the year came to 14.46 lacs.

Land Acquisition.—Out of the total area of 3,995 acres, involving 673 holdings of private, Inam and Government lands, awards of compensation amounting to about Rs. 7.28 lacs in respect of 507 holdings were declared by the close of the year. An area of 35 Gunthas and 4 annas of Government land in 2 cases has been transferred to the Municipality on payment occupancy price.

Out of an area of 2,051 acres of Reserved Forest lands proposed for acquisition, 203 acres have been disforested by the Forest Department and a further area of 1,364 acres of Reserved Forestlands will be notified for disforestation shortly. Out of the total area of 35 acres of private, Government, Railway and Aerodrome land comprising 150 holdings acquired for the work of laying the 96" diameter pipe line from Powai to Mahim, awards of compensation amounting to Rs. 28,514.72 in respect of 41 holdings were declared. Further proceedings were in progress.

General.—Various amenities at the Vaitarna Camp for facility of work and for recreation to the staff engaged on the site, such as, water supply, transport, telephone, communication, medical aid, primary school, post and telegraph service, etc., functioned satisfactorily. Data of rainfall was collected from ten Rainfall Gauging Stations established in the Catchment Area of Vaitarana. The average rainfall in the catchment area was about 93 inches.

The work of providing mass concrete aprons and retaining walls at the Tansa Dam Strengthening the entrusted to Messrs. Bhupal Construction Co., was completed at a total Tansa Dam. cost of Rs. 4.18 lacs during the year.

The work of providing G. I. pipe railing on the top of the Tansa Dam was completed during the year while the work of strengthening the M. S. foot-bridge over the spillway of the Dam and the downstream protection works at costs of Rs. 31,800 and Rs. 1,82,880, respectively, were in progress.

In connection with the improvement of the Distribution system in the City, the work of fabrication of pipes of 72", 57" and 48" dia. etc., and special at a total Dstribution System. cost of Rs. 3.22 lacs was completed during the year. The work of laying 72" > 57" Malabar Hill Reservoir inlet main and 57" > 48" Bhandarwada Hill Reservoir inlet main was in progress. The total cost of the work done during the year comes to Rs. 8.32 lacs and Rs. 10.45 lacs, respectively.

The Master Plan for distribution of water supply in Greater Bombay was sanctioned by the Corporation on the 14th March 1956. The work is spread over a Distribution of Water Supply. period of about 10 to 12 years under a programme of priorities of 3 years 4 years and 5 years, respectively, and is estimated to cost Rs. 7.52 crores.

The work of preparing and levelling sites for the proposed reservoirs at Powai Hill, Rowli Hill, Golanji Hill and Pali Hill Reservoirs was taken in hand. The site for the Worli Hill Reservoir was prepared during the year.

26. During the year, the total number of Fire Stations remained the same as in previous year, viz., 11 in the City proper and 1 in the Suburbs. The proposals of Fire Brigade. Fires Stations at Vikhorli, Mulund, Chembur, Maroal, Kandivli and Malad were being pursued. A new Fire Station to replace the existing Fire Station at Lala Nigam Road, Colaba, may be completed next year.

The Fire Brigade received during the year, 1,910 calls as against 1,504, 1,658 and 1,286 calls during the preceding three years. Out of these, 876 calls were for actual fires as against 964, 1,349 and 902 calls during the preceding three years. 299 calls were false alarms, of which as many as 111 were due to mischievous interference with street fire alarms, as against 268 and 89 respectively, in the preceding year. 284 calls as against 243, 191, and 172 in the preceding three years were for special services. Of these, 143 were in respect of fallen buildings, 98 or special services, such as, leakage of dangerous gas, etc., and 43 for rescue work purposes.

During the year under report, a number of new appliances such as fire engines, extension ladders, trailer pumps, etc., were received.

The City continued to be served by 205 fire alarms posts (including private ones), as against 205, 206 and 206 in the preceding three years. These were connected to 10 Fire Stations. About 41 per cent. as against 44 per cent., 46 per cent., and 50 per cent. in the last three years of the total calls received for fires, etc. were transmitted through these fire alarms. During the year under report, the Brigade got one person arrested for malicious interference with Fire Alarms.

There were 8 major fires in each of which the estimated loss exceeded Rs. 70,000. The estimated total loss to property damaged or destroyed by fire was about Rs. 57.92 lacs as against Rs. 38.66 lacs, Rs. 66.93 lacs and Rs. 31.25 lacs during the previous three years. The increase in the fire loss has to be attributed to the most serious fire that occurred at King Edward Road, Parel, the estimated damage being about Rs. 35 lacs. The fire loss is otherwise on the decline being 16 lacs less than previous year. The value of insurance of property affected by fire was about Rs. 50.60 lacs and total value of the property involved was about Rs. 4,558.27 lacs.

Casualties by fire during the year under report included 9 persons who were burnt to death, 50 persons who were severely injured and died subsequently in hospitals and 218 persons who received minor injuries including 53 involved in House Collapses. Corresponding figures of the last three years were 18, 37 and 95 ; 33, 47 and 51 and 21, 39 and 91, respectively.

The approximate quantity of water used in extinguishing fires was 52.49 lacs gallons of which 49.91 lacs gallons were drawn from Municipal mains as against 53.85 lacs gallons and 39.91 lacs gallons respectively, for the preceding year and the rest from the sea, tanks and wells, etc.

Two full-time Licensing Officers continued to inspect hazardous storages, etc. 3,032 premises were inspected during the year. It is gratifying to note that the Government of India have directed the State Governments to consult the local authorities and the Fire Brigade before issuing licences for such storages. The Fire Brigade also arranged inspections jointly with the Explosives Department, Government of India.

During the year under report, extra curricular activities were undertaken such as, the Fire Prevention Week, sponsored in the Bombay State. The Fire Brigade joined along with other organizations of fire services in the City for making the week a success. Trainees from National Fire Service College, Rampur (U.P.), were entertained for training on three occasions, 14 candidates from Santacruz Aerodrome were given training in the short term course. Fire and Rescue demonstrations were arranged at Fire Stations for the benefit of school students and lectures on the subject were also given by the Officers.

There were two calls outside the City limits.

The total number of calls within the limits of Greater Bombay received during the year was 9,453 of which 1,591 were for accidents, 1,399 for maternity cases and 3,759 for hire cases, removing in all 6,041 persons as against the corresponding figures of 9,571, 1,627, 1,628 and 3,799 in the preceding year. The figures show an increase of 518 calls over that of last year.

The total mileage covered by ambulance vehicles during the year was 69,871 as against 69,971, 60,519 and 50,655 in the previous three years. The total receipts on account of hire cases amounted to Rs. 26,017 including arrears of the previous year as against Rs. 27,934, Rs. 25,661 and Rs. 21,928, in the preceding three years.

The annual maintenance cost of the Fire Brigade Department including the ambulance service was Rs. 8.26 lacs.

27. During the year under report, the Department maintained 105 sites for public recreation, consisting of 19 Gardens, 4 Fountains, 4 Band Stands, 7 Traffic Islands, 5 Open Spaces, 61 Recreation grounds, 1 Statue and 4 Ornamental Box Hedges. The garden at Wadala was added to the existing 105 sites during the year. There were 17 Band Programmes, 26 Indian Vocal Music Programmes 75 Orchestra programs and 481 Recorded music programmes at different gardens. In addition to this, music broadcast by the All India Radio was relayed every day in the Victoria Gardens between 5-0 P.M. and 7 P.M. through the Radio Set installed thereat.

Victoria Gardens.—Elephant, Camel and Pony Rides inside the Victoria Gardens which had proved popular among children visiting the gardens were continued during the year as before. Directed Children's Centres at the Victoria Gardens under the supervision

of the Young Men's Christian Association and the Bombay Presidency Women's Council and Directed Play Centres for adults at various places, continued to be as popular as in the previous years. Special repairs and some new works were carried out at the Victoria Gardens and other public gardens, at a total cost of Rs. 1,12,370.

An Open Air Theatre built in the Victoria Gardens and thrown open to the public from February 1957 on reasonable rental basis for cultural programmes, etc., has become a centre of attraction and interest to the general public.

In view of the various attractions provided at the gardens, the number of visitors thereat showed a marked increase over the preceding year.

Botanical specimens were supplied to Educational institutions and student visitors from the colleges were conducted around. The class for training the students in gardening also continued functioning during the year under report.

During the year, the livestock in the Zoo increased by about 3-4 per cent. The total figure includes new births, purchases or exchanges made and presents received. Important acquisitions were a pair of Hippopotamus, a female Chimpanzee, a male Kangaroo and three lion cubs.

During the year, 84 wild animals and birds were treated in the Zoo Hospital and 13 specimens of patho-bacteriological interest were examined at the Bombay Veterinary College Laboratory, free of charge.

The Vegetable, Fruit and Flower Show could not be held during this year also.

The expenditure of the Gardens Department during the year amounted to Rs. 6.42 lacs as against Rs. 7.40 lacs, Rs. 5.75 lacs and Rs. 5.45 lacs during the last three years, while the income by sale of flowers and plants, etc., was Rs. 36,032 as against Rs. 42,089, Rs. 46,237 and Rs. 38,052 during the last three years.

28. The Museum was kept open to the public for 299 days as against 151, 307 and 302 days in the preceding three years. The total number of visitors during the year was 10.7 lacs as against 5.6 lacs of the preceding year. During the year, 19,411 students from Primary and Secondary Schools visited the Museum as against 2,485 during the preceding year. The practice of keeping the Museum open on Wednesdays for ladies and children and parties of students only was continued during the year.

During the year under review, 7 show cases with glass shelves were prepared for better display of mythological figures. Some more small models were prepared and put up in the show case showing slum clearance and ideal layout. The work of preparing model of a Village Industrial School and other miscellaneous works was undertaken.

15 Books were added to the Museum Reference Library, which continued to be popular with students.

Reference service was rendered to 200 Reaserach Students from Outside Bombay and to local visitors.

The amounts realised by the levy of an admission fee of 1/2 anna on 106 ticket days and by sale of 3,000 copies of the Victoria and Albert Museum Brochure came to Rs. 8,039.58 and Rs. 180 as against Rs. 4,562.22 and Rs. 100, respectively, in the previous year. These amounts were credited to the Special Fund called the Victoria and Albert Museum Fund. This fund was liquidated from 1-4-1958 as per Standing Committee Resolution No. 1623 dated the 7th July 1957.

The total expenditure on the maintenance of the Museum during the year was about Rs. 44,000 as against Rs. 75,000 in the previous year.

29. During the year under report, the number of Libraries maintained was 18 as in the previous year of which 15 were in the City and 3 in the Suburbs.

Municipal Free Reading Rooms and Libraries.

With the approval of the Book Selection Committee, in all 788 books on various subjects and in different languages for the libraries in the City and the Suburbs were purchased at an aggregate cost of about Rs. 2,121 as against 1,054, 1,031 and 804 books at a cost of Rs. 2,677, Rs. 2,709 and Rs. 2,514-9-3, respectively, in the preceding three years. It is reported that more books could not be purchased for want of accommodation in the Library premises.

The Standing Committee would reiterate their suggestion made repeatedly for the last many years for locating Municipal libraries in more commodious premises wherein a sufficient number of books can be maintained for the benefit of the readers visiting the institutions. During the year under report, the Books Selection Committee consisted of (1) Principal, G. C. Bannerjee ; (2) Shri N. G. Limaye ; (3) Shri C. L. Bakshi ; (4) Shri B. G. Joglekar ; and (5) Prof. N. A. Nadvi. The Standing Committee have great pleasure in recording their sense of appreciation for the valuable services rendered by them.

The total number of visitors to the Reading Rooms and Libraries situated in the City during the year was 2.86 lacs as against 2.62 lacs, 2.57 lacs and 2.33 lacs during the preceding three years and in the Suburbs, 0.92 lac as against 0.89 lac and 0.83 lac in the preceding two years.

The cost of conducting the Libraries during the year amounted to Rs. 46,256 and the Income of the Department was Rs. 1,248, as against Rs. 46,902, Rs. 44,573 and Rs. 49,886 and Rs. 1,387, Rs. 1,079 and Rs. 1,210, respectively, during the preceding three years. The expenditure for running the three Libraries in the Suburbs during the year amounted to Rs. 6,546 and the income derived in respect thereof was Rs. 484 as against Rs. 6,104 and Rs. 4,674 and Rs. 568 and Rs. 384 in the previous two years.

30. Tenders were invited for the purchase of stores during the year in 160 cases as against 197, 150 and 136 in the previous three years and the number of
 Central Stores. contracts entered into for the various scheduled articles was 200 as against 179, 186 and 292 in the preceding three years. The value of stores and other materials purchased including articles received from other Departments on Return Stores Memo. during the year amounted to Rs. 136.71 lacs as against Rs. 100.14 lacs, Rs. 68.01 lacs and Rs. 65.69 lacs during the previous three years. The increase was mainly due to the higher demand for the supply of materials. Of the total purchases made, stock of the value of Rs. 101.63 lacs was of Indian Manufacture and the balance, viz., Rs. 35.08 lacs represented the value of foreign goods. During the year 7 Import Licences were received, the total purchase value of which amounted to about Rs. 1.65 lacs. Due to the restrictions on import policy of the Government, many of the applications for Import Licence for Plant and Machinery were rejected by the Government and the Department had to procure materials of indigenous make only.

During the year, about 27,868 tons of cement worth about Rs. 32.41 lacs were purchased. Likewise 3,349 tons of Iron Materials worth about Rs. 22.59 lacs, 2,40,238 R.ft. of Black and Galvanised Iron Pipes worth about Rs. 2.57 lacs, 7,54,156 R.ft. of Cast Iron Pipes and Hume Pipes worth about Rs. 42.35 lacs, 1,27,057 yards of cloth worth Rs. 1.04 lacs were also purchased. This Department purchased foodgrains for the various Municipal Medical Institutions, the Conservancy Branch and the Gardens Department, wheat, nagli and rice weighing about 6,371 Bengal maunds worth Rs. 1.25 lacs and 3,009 Bengal maunds of Grains (Bajri, Grams and Wheat Bran) worth Rs. 0.42 lac. The Department was also entrusted with the work of purchasing tea required by different Municipal Institutions during the year under report.

5,013 orders for the purchase of stores against 4,568, 3,938 and 3,855 in the preceding three years were placed with contractors and other dealers. Against these purchases and stock on hand, the consuming departments submitted 41,258 indents and sales memo. as against 41,485, 41,466 and 42,268 in the preceding three years. The total turnover of the department, viz., receipts and issues of stores, during the year was Rs. 260.26 lacs, as against Rs. 195.25 lacs, Rs. 146.08 lacs and Rs. 138.78 lacs in the preceding three years. At the close of the year, the department had on hand stores of the value of Rs. 37.47 lacs, as against Rs. 24.31 lacs, Rs. 19.27 lacs and Rs. 29.34 lacs in the preceding three years.

As in the preceding years, mixed scrap and other unserviceable articles received from different departments were sold by public auction but cast iron scrap was retained for the Municipal Foundry. The total amount realized by sale of scrap, etc., came to Rs. 1.14 lacs as against Rs. 1.22 lacs, Rs. 0.78 lac and Rs. 0.32 lac in the last three years.

31. During the year, 37,442 licences and permits were issued as against 37,474, 37,217 and 36,721 in the previous three years. The amount of fees recovered therefrom came to Rs. 12.63 lacs as against Rs. 12.33, lacs, Rs. 11.29 lacs, and Rs. 9.99 lacs in the preceding three years. At the end of the year, an amount of Rs. 2,52,980 was outstanding as against the outstandings of Rs. 1,71,205, Rs. 1,86,251-12-0 and Rs. 97,896 for the previous three years. It is reported that out of these outstandings, an amount of Rs. 1,88,305 has already been recovered. The total licence fees will thus be Rs. 14.52 lacs as against Rs. 13.72 lacs for the previous year. The number of permits and licenses was 37,442 as against 37,474 during the preceding year.

The total number of permits issued for exhibiting sky-signs, advertisements, etc., was 3,455 realising Rs. 3.94 lacs as revenue. The corresponding figures for the last three years were 3,718, 3,800 and 3,645 permits and the amount of the fees collected came to Rs. 4.22 lacs, Rs. 4.24 lacs and Rs. 4.16 lacs, respectively.

The Department instituted 1,686 prosecutions for offences under Sections 328, 328A, 394 and 412A of the Bombay Municipal Corporation Act, as against 4,155, 4,737 and 6,693 during the previous three years. The total amount of fines inflicted was Rs. 0.22 lac only as against Rs. 0.19 lac, Rs. 0.16 lac and Rs. 0.20 lac, in the previous three years, respectively.

The number of squatters and hawkers licences issued during the year was 41,250 and the earnings therefrom amounted to Rs. 4.02 lacs as against 40,727, 37,873 and 26,202 fetching Rs. 4.06 lacs, Rs. 4.30 lacs and Rs. 3.75 lacs, respectively during the preceding three years.

Going through the report, it is observed that the amount outstanding from squatter licence fees on 31st March 1958 was Rs. 0.46 lac as against Rs. 0.46 lac, Rs. 0.22 lac and Rs. 0.16 lac in the previous three years.

As a result of the decision taken in July 1956, no new reserved areas are to be created and no new licences excepting itinerant hawker licences are to be ordinarily issued. Two new major Reserved Areas were created at (i) Matunga Labour Camp and (ii) Morbaug Road.

The total revenue of the Department during the year was Rs. 24.06 lacs as against Rs. 24.18 lacs, Rs. 23.33 lacs and Rs. 20.23 lacs in the previous three years.

On account of the modification of Section 314 of the Bombay Municipal Corporation Act, a notable check was exercised on hawkers and the nuisance of unauthorized hand-carts was minimised by introducing the policy of frequent transfers of the Encroachment staff from ward to ward and from lorry to lorry.

32. The total number of establishments under the various categories excluding Theatres, Administration of Shops and Establishments Act of 1948, etc., on 31st March 1958, was 1,00,510 as against 94,884, 91,230 and 86,129 in the previous three years.

2,050 complaints were received in addition to 61 pending from the preceding year, out of which 1,949 were investigated, leaving 120 complaints pending at the close of the year. 413 mass raids against 402, 448 and 367 in the preceding three years, were carried out upto the end of the year. The number of visits and revisits paid to different types of establishments was 64,266 of which 52,397 were to shops, 8,050 to commercial establishments, 3,602 to restaurants and eating houses, 166 to residential hotels and 51 to theatres, etc. The corresponding figures of the previous year were 56,082, 7,899, 4,885 and 115, respectively.

At the beginning of the year, 938 prosecutions were pending, while 5,024 new prosecutions were instituted during the year, making up a total of 5,962. Of these prosecutions, 4,609 resulted in convictions, 11 in acquittals while 38 cases were withdrawn. The number of cases pending at the end of the year was 1,220. The corresponding figures for the previous year were 747, 5,276, 6,023, 4,930, 78, 23, 938. The total amount of fines realized was Rs. 1,66,050 giving an approximate average of Rs. 35.32 per case, as against Rs. 1,71,566 and Rs. 34.80, respectively, in the previous year.

Total expenditure incurred in administering the Act during the year was Rs. 2,06,629.76 against which the Government grant-in-aid was Rs. 1,71,566 for meeting the part of the expenditure incurred during the year 1956-57. The corresponding figures in the previous year were Rs. 2,05,342-11-5 and Rs. 1,49,198, respectively. While furnishing the figures for the year 1956-57, it was again pointed out to Government that in entrusting the administration of the Payment of Wages Act, 1936, with effect from 1st April 1955, the expenditure to be borne by the Corporation on that account had increased and they were requested to consider the said factor while assessing the grant-in-aid. It is, however, evident from the grant-in-aid sanctioned by Government that they have not so far taken any steps in this direction. The Standing Committee, is therefore, of the opinion that this recurring financial burden on Municipal Funds should be done away with by handing over the entire administration of the Act, to the State Government at an early date.

The total income from the Registration fees and fines realized during the year under report was Rs. 13,987.54 and Rs. 1,66,050, respectively, as against Rs. 15,659-7-9 and Rs. 1,71,566, respectively, in the previous year.

The administration of Theatre Tax Section continued to function under the control and supervision of the Chief Inspector, Shops, and Establishments, for purposes of recovery of the Theatre Tax. The rates sanctioned by the Corporation for the levy of Theatre Tax for the year 1957-58 were the same as those for the previous year. A rebate of 12½ per cent. and 20 per cent. for Class I and Class II Cinema Theatres, respectively, hitherto allowed on certain conditions, was withdrawn as certain doubts were raised as to the competency of the Standing Committee to grant the same and the Corporation fixed the lower rates as an inducement to the tax-payers on the same conditions. There were in all 30 Class I and 27 Class II Cinema Theatres and the Tax, was generally paid regularly.

The tax was also received in respect of various Dramas, Dances, Variety Entertainment Programmes etc., held at different Halls and Theatres or places hired out for the purpose where admissions were on payment. Exemption from payment of the Theatre Tax, was granted in respect of performances held for the benefit of *bona fide* charities or for the uplift of cultural and educational activities.

The total income derived during the year by way of Theatre Tax, was Rs. 5.76 lacs as against Rs. 5.75 lacs, Rs. 5.64 lacs and Rs. 5.39 lacs, in the previous three years. The total expenditure incurred was Rs. 18,088-7-11 (exclusive of Provident Fund, etc., contributions).

330 complaints pertaining to the Payment of Wages Act, were received, of which 160 were amicably settled, in 4 cases investigation could not be carried out for want of correct name address, etc. 23 cases did not fall within the purview of the Act, 8 cases were filed by the department before the Authority under the Payment of Wages Act, in 4 cases the complainants sought redress direct with the authority appointed under the Act, in 3 cases the complainants had themselves filed cases in Small Causes Court and in 8 cases with the Labour Commissioner while in 98 cases investigations revealed that the same were either fictitious or had no sufficient evidence to contemplate action. There were thus only 22 cases pending disposal at the close of the year under report.

33. Total receipts of the department during the year was Rs. 39.97 lacs against Rs. 38.98 lacs in the previous year, showing an increase of Rs. 1.00 lac.

Markets.

The number of Municipal markets during the year was 21 (i.e., the same number as in the previous year) including a Squatters' Area at Parel-Village and the Plantain Market at Byculla. The net receipt amounted to Rs. 18.80 lacs as against Rs. 18.48 lacs in the preceding year, thus showing an increase of Rs. 0.32 lac.

The average percentage of vacant stalls per quarter was 7.45 against 7.45, 8.9 and 7.07 respectively, in the preceding three years. The total receipts from stallage charges, squatter fees, licence fees, etc., in respect of all Municipal markets amounted to Rs. 26.97 lacs as against Rs. 26.5 lacs, Rs. 26.6 lacs and Rs. 26.02 lacs in the preceding three years. During the year under report, works of repairs, improvements, extensions, etc., to several Municipal markets were carried out. The work of collecting fees at the Arthur Crawford Market continued to be carried out departmentally and the revenue collected therefrom amounted to Rs. 4.29 lacs as against Rs. 4.62 lacs, Rs. 4.97 lacs and Rs. 5.49 lacs realized in the preceding three years. The fall in revenue is due to less import of Mango and other fruit parcels because of damaged crops in producing areas. Considerable improvements were effected at several Municipal markets.

The number of private markets during the year was 23 against 23, 22 and 21 in the previous three years. There was only one private Slaughter House. The number of outside meat shops was 187. The licence fee realized was Rs. 0.40 lac and Rs. 0.14 lac, respectively.

The number of outside meat shops was 187 as against 187, 188 and 189 in the previous three years. An amount of Rs. 0.14 lac was realized by way of fees which was equal to those for the last three years.

Special efforts were made to detect and prevent the smuggling of animals and contraband meat and unauthorised slaughter as also insanitation and congestion in markets. In view of the sale of contraband Meat in the City on a large scale, the Standing Committee would strongly urge upon the executive greater vigilance to be exercised to prevent such illegal transactions not only from the point of revenue but also in the interest of public health.

During the year the total quantity of unwholesome articles of food, such as, meat, fish fruits, vegetables, etc., destroyed was 5.86 lacs lbs as against 8.30 lacs lbs., 6.17 lacs lbs. and 4.37 lacs lbs. in the previous three years.

The total number of animals brought to the fair ground at the Bandra Slaughter Houses during the year was 17.31 lacs as against 17.04 lacs, 16.32 lacs and 14.71 lacs in the previous three years.

The approximate weight of dressed carcass meat of buffaloes and cattle was 7,249 tons as against 7,423.4 tons in the previous year, while that of sheep and goats was 10,963 tons as against 10,336 tons in the last year. The quantity of meat from pigs was 431 tons.

The total number of animals slaughtered during the year was 13.00 lacs as against 12.32 lacs, 12.13 lacs and 13.80 lacs during the previous three years.

The improvements effected during the year under report were (i) provision of 2 benches in the compound of Slaughter House, (ii) Availability of First-Aid chest for the use of the workers at the Slaughter House ; and (iii) Removal of offals from day to day at night time, with a view to mitigating the vulture nuisance at the Bandra Slaughter House.

34. Outstanding Activities.—The incidence of small-pox suddenly rose at the beginning of the year and assumed epidemic proportion. Epidemic Influenza of mild type made its appearance after 39 years. Vigorous preventive measures such as inoculation against flue, free distribution of A. P. C. Tablets and general propaganda among the City population regarding precautions to be taken against Flue were taken by the Health Department. Though the prevalence of the epidemic was widespread the epidemic was generally mild in morbidity as well as mortality. The incidence of Enteric Fever, showed an unusual and abrupt increase towards the end of the year in certain parts of C Ward presumably due to contamination of water in the Municipal mains in the area.

Birth and birth rate.—The number of live births recorded during the year was 64,526 which was less by 309 than the number for the previous year 64,835. Of the registered births, 33,062 were males and 31,464 females giving a proportion of 105.1 males to 100 female. The birth rate was 27.7 per 1,000 of the population as against 27.8 in the preceding year. The number of still births was 2,861 or 4.4 per cent. of live births.

Deaths and death rate.—The total number of deaths registered from all causes during the year was 33,164 as against 27,759 and 28,108 in the previous two years. It was less by 794 than the average annual mortality of the last ten years and more by 1,936 than the mean mortality of the preceding five years. According to the Census population, the death rate per 1,000 living persons worked out to 14.2 as against 11.9 and 12.1 in the last two years. Of the total 33,164 deaths, 18,645 were among males and 14,519 among females. The excess of deaths amongst males may be ascribed to preponderance of males in population. The death rate among females was, however, higher than among males, the male death rate being 12.6 and the female death rate being 17.1 against 10.7 and 14.1 respectively, in the preceding year. As in the previous years, the diseases of the respiratory system were responsible for the highest death rate of 2.8 per 1,000 of the population. A large proportion of deaths from respiratory diseases occurred among children and infants under 5 years of age. Old age constituted the next most fatal group, giving a death rate of 1.7. The causes coming next on the list for the year were congenial debility and diseases of early infancy 1.5 and Tuberculosis 1.2.

Deaths among infants under one year of age was 7,870 against 7,152 and 7,897 less than the annual average of the previous decennium. The infant mortality rate for the year was 121.2 per 1,000 of live births as against 110.3 per 1000 in 1956.

Maternity and Child Welfare.—During the year under report the main clinics at the five maternity homes were kept functioning throughout the year. The ten subsidiary clinics were kept open twice a week as before Aid was given to the poor mothers delivered at their homes in the form of jaggery, ghee, milk, etc. Milk distribution scheme was continued with the object of giving aid to poor and under nourished women attending Municipal Maternity Homes. The number of cases admitted in these Homes was 12,915 against 11,987 and 10,794 in the preceding two years, while the number of confinements was 9,277 as against 9,034 and 10,169 in the previous two years.

Social services in the shape of ante-natal care, care at birth, care during infancy and pre-school life were rendered to the public through the five maternity Homes under the charge of lady Medical Officers with a staff comprising nurses and Health Visitors. The Health Visitors paid 37,503 visits in various districts against 37,738 and 45,401 in the previous two years. The Health Visitors also attended 3 cases of confinements at homes as against 3 in the preceding year while the Medical Officers personally visited 2,910 cases as against 2,479 cases in the previous year.

With a view to controlling maternal and infant mortality, advice and instructions in spacing births were given confidentially by qualified lady-doctors to married women strictly on medical grounds at the 18 Family Planning Clinics. Health Visitors assigned for this work paid domiciliary visits to mothers for carrying on follow-up work and propaganda amongst mothers. The total number of attendance at the clinics was 8,655 as against 7,942 and 6,322 in the preceding two years. It is gratifying to note that this scheme is becoming more and more popular among the women particularly of the low-income group.

The maternal mortality rate recorded during the year was 1.5 as against 1.0 in the previous two years.

Infectious Diseases.—The total number of cases of infectious diseases reported during the year was 9,002 as against 7,909 in the preceding year. Of these 8,870 (98.5 per cent.) as against 7,909 (98.3 per cent.) in the previous year were from the District Registrar and 132 (1.5 per cent.) against 146 (1.5 per cent.) in the last year were from medical practitioners. There were no cases of Plague. Cholera caused 7 attacks and 5 deaths, Small-pox caused 2,011 attacks (including 133 originating in other local areas of India and 1 imported) and resulted in 502 deaths and Enteric Fever caused 2,097 attacks (including 206 imported) with 258 deaths. Diphtheria caused 2,896 attacks (including 197 originating in other local areas of India) and 92 deaths.

During the year 14 persons were inoculated against Plague, 50,734 against Cholera and 1,30,634 against Enteric Fever as against 34,533 and 1,74,327 respectively, in the preceding year. Primary Vaccination and revaccination against Small-pox done during the year were 73,770 and 14,00,925, respectively, as against 69,146 and 2,17,940, respectively, in the preceding year.

General Sanitation.—The principal causes contributing towards the insanitary conditions in some parts of the City were insufficiency of sewers, continuance of the basket privy system and high density of houses and population per acre. There are some practical difficulties, such as, absence of proper accesses, etc., in the way of rendering adequate conservancy service as regards collection, removal and disposal of refuse and also of shortage of water supply. There were 966 basket privies to be still converted into W.C.s on full-flushing system which, it is reported, were kept pending due to impending Town Planning Schemes. The routine inspection of dwellings to find out sanitary defects was made by the Medical Assistants and Sanitary Inspectors under the general supervision of Assistant Health Officer. In view of insanitary conditions prevailing in the City, this activity needs to be intensified to a great extent.

Health Education and Propaganda.—Health Education was carried out among children by Medical Officers and School Health Nurses which aimed at inculcating healthy habits among children. Routine health talks on simple personal hygiene were given to the children in schools. During the year 338 and 1,079 talks were given by Medical officers and School Health Nurses in order to achieve the above object.

Ailing children were visited and revisited at their homes by the School Health Nurses as per directions of Medical Officers, when they imparted instructions wherever found necessary to parents of ailing children as regards their care, diet, etc. 2,442 visits and 606 re-visits were paid during the year. In this way, the possibility of recurrence of the disease was minimised.

Insecticidal Service.—Due to vigorous steps taken to control fly-nuisance by regular spraying and dusting of actual and potential fly-breeding places, the nuisance from flies was further reduced during the year. The use of 'Tifa' Unit was continued during the year and the insecticide fogging operations were carried out in many lanes and by-lanes in the city. Looking to the magnitude of the work, it is imperative that the service requires to be further intensified.

The Standing Committee are constrained to note that for the last several years diseases of the respiratory system are responsible for the highest death rate every year and that a large proportion of deaths occur among children and infants under five years of age. Likewise the infant mortality rate which was 121.2 per 1000 is rather on the high side. The Committee consider that the Executive should see what preventive or remedial measures need to be taken to reduce the death rate especially among the Infants.

Malaria.—Malaria was registered as the cause of 4 deaths as against 3 and 5 in the preceding two years. No deaths were ascribed to Ague and Remittent Fevers as against 8 in the preceding year. The number of clinical cases treated at the Municipal dispensaries was 12 as against 47 and 67 in the previous two years. Out of 2,119 wells in the City on 1st January 1957, 1,662 were hermetically sealed with cement concrete covers and 457 were open or partially opened wells. Out of the latter, 403 were retained, 38 were 'Jack' wells and remaining 16 were under action. Campaigns against *Aedes Aegypti* mosquitoes, the vector of Yellow Fever was continued throughout the year. The stegomia index did not show any thing more

than 2 per cent. which was considered as safe. Anti-malaria drugs were made freely available to the public through the Municipal dispensaries. Notices were issued against the owners to keep their compounds free from breeding mosquitoes as a precaution against the disease.

35. The number of new cases treated at the 26 dispensaries and one mobile dispensary was 4,61,202 (2,53,282 males and 2,07,920 females) as against 385,554 and 3,50,918 in the previous two years. In addition to the above dispensary work, women's and children's clinics were conducted by three part-time lady doctors at 6 Municipal dispensaries in the City thrice a week. The number of new cases treated at these dispensaries was 18,180 as against 7,490 in the previous year. The total attendance numbered 93,590 as against 19,58,581 in the previous year. These figures include the visits of lady doctors to patients at their homes.

The Municipal Eye Dispensary and Hospital at Kamathipura were attended by two Honorary Medical Surgeons by turns throughout the year. The Hospital has an accommodation for 6 beds each for males and females with an operation theatre and a full time resident Nurse. The total attendance of patients was 83,433 as against 86,956 and 87,876 in the previous two years. The total number of new cases treated was 11,921 as against 11,675 and 12,542 in the previous two years. The number of indoor patients among the new cases treated and total attendance of indoor patients were 241 and 3,479, respectively. The question of increasing bed accommodation at this hospital requires urgent consideration.

Leprosy.—The control of Leprosy in the City was exercised as before through the Acworth Leprosy Home, Wadala, with an accommodation of 396 beds. In the absence of a Municipal Institution for the isolation and treatment of cases suffering from this foul disease, this Home has been doing invaluable work for over 50 years. In addition to this, the institution conducts a well-equipped out-patients clinic. Almost the whole cost of the maintenance of this clinic is borne by the Corporation.

The average daily attendance of patients was 236.4 and the total number of new cases treated at the clinic was 3,104 as against 2,689 and 2,626, respectively, in the previous two years. The accommodation of 396 beds (284 for males and 112 for females) for the isolation of leprosy patients was the same as in the previous year.

The seven Health Visitors, one appointed by the Home and 6 by the Municipality, (including 1 for Suburbs) paid visits to the houses of patients first 475 and subsequently 3,863 as against 1,106 and 3,152 respectively, in the preceding year. The Medical Assistant in charge of Municipal free dispensaries attempted detection of early cases of leprosy for which they have been specially trained. The number of such cases detected and treated at Municipal dispensaries free was 22. A leprosy clinic was started at the dispensary at Worli.

The leprosy control problem in Greater Bombay has now been dealt with under the Greater Bombay Leprosy Control Scheme. Five clinics were opened from 1st November 1955, four in the City and one in the Suburbs, for the diagnosis and treatment of leprosy. 2 doctors, 5 health visitors, 3 ward-boys and an experienced clerk were appointed under the scheme, the expenditure being shared equally by the Bombay Municipal Corporation, the State Government and the Gandhi Memorial Leprosy Foundation, Wardha. The capital expenditure on account of building, etc., is being borne by the Municipality.

36. There were three T. B. clinics for outdoor patients attached to the Group of T. B. Hospitals at Sewri where cases in primary and advanced stages received institutional treatment. The total number of beds at these Hospitals was 646 (270 for males and 188 for females in addition to 100 beds at the Survodaya Hospital at Ghatkopar and 88 beds at the T. B. Isolation Wards at the Ramkunwar Daftary Isolation Centre at Dadar), as against 458 in the previous year. Each clinic is managed by well-qualified staff and is equipped with appliances necessary for treatment of patients. The total number of patients in various stages of Pulmonary Tuberculosis treated during the year was 3,431 (including 447 of the previous year) as against 3,123 during the previous year. Of these 3,123 cases, 2,558 were discharged as improved, 18 were non-Tuberculosis cases, 144 left prematurely against advice, 268 died and 443 (254 males and 189 females) remained under treatment at the close of the year. The largest number of admissions was within the age groups between 16 and 35 years as against 20 and 25 in the previous year. Mortality figures also reveal high incidence in the 21 to 35 age groups. The total number of surgical operations performed on patients was 487 as against 668 in the previous year.

The follow-up of discharged patients and giving them A. P. and P. P. refills were continued as before. The total number of such A. P. and P. P. refills given during the year were 152 and 26,313 as against 326 and 30,640, respectively, in the preceding year. Some of the patients

attended the Hospitals for follow up continuously for over 3 years. There were 653 new admissions to the out-door A. P. and P. P. Refill Department during the year as against 770 in the previous year.

The total expenditure incurred during the year on the Group of T. B. Hospitals was Rs. 10.59 lacs approximately as against Rs. 9.32 lacs in the previous year. The average cost per patient per day was Rs. 6.46 as against Rs. 6-5-9 in the previous year.

The Poor Box Collections including fees for medical certificates issued during the year amounted to Rs. 7,597.56 and a sum of Rs. 4,136.83 was spent on medicines, injections, etc. administered to poor patients. A regular monthly donation of Rs.100 from the British Indian Steam Navigation Company Ltd., was continued to be received during the year with an additional donation of Rs. 1,500 in December 1957. There were many other donations also received. The Standing Committee while thanking the donors sincerely hope that more donations of this type would be forthcoming to supplement Municipal efforts in eradicating this disease. It is disheartening that inspite of the best efforts of the Executive to control the disease the number of Tuberculosis patients is on the increase and the incidence of this fell disease is greater among the young men between the age groups of 21 and 35. The Standing Committee consider that in the interest of the City's health it is necessary that steps should be taken for detection of such cases in primary stage and for thorough treatment so that mortality may be reduced considerably.

37. For combating Venereal Diseases, free medical facilities, both preventive and curative, were continued as in the preeding year. During the year, 18,636 Venereal Diseases. cases were treated at the Clinics as against 18,354 and 17,469 in the previous two years. Of these 16,316 were males and 2,320 were females. For prophylaxis 23,832 persons attended the eight municipal prophylactic centres as against 22,479 and 22,478 in the previous two years, the average daily attendance for tratment and prophylaxis being 865.6.

The centre of Bellasis Road was kept open-day and night and others from 6-30 P.M. to 2-30 A.M. The average daily attendance at the Clinic was 865.6 as against 776.2 in the previous two years.

The Medical Officer in charge of ante-natal and post-natal Clinics sent 779 samples of blood for investigation of Syphilis. Out of these 60 (41 A.N.C. and 19 P.N.C.) gave positive results for Kahn or Wassermann Reaction Tests and of these 39 attended the clinic for treatment during the year.

Medical persons desirous of learning the methods of diagnosis and treatment of venereal diseases were given necessary facilities at the clinic.

The Corporation by their Resolution No. 1411, dated 10th January 1957, gave sanction to start a contact Investigation Centre at the Bellasis Road Clinic by appointing two Medico-Social Workers. One Medico-social worker has since been appointed.

38. During the year, out of about 1,88,000 School Children in Municipal Schools 63,570 were examined as against 42,472 in the previous year and of them 55,058 School Health Work. were found to have one or more physical ailment, total number of ailments being 1,24,664. Arrangements to treat 24,005 children were made in the school clinics at the Bai Yamunabai L. Nair Charitable Hospital and K. E. M. Hospital. During the year, 356 schools and classes out of 406 were visited by the School medical staff to complete the examination of 65,370 pupils (35,406 boys and 29,964 girls and 35 special cases). Parents of 33,209 pupils only consented to have their wards treated at the clinic at the K. E. M. Hospital, Nair Hospital Dental Clinic and the Municipal Dispensaries. The Medical Officers interviewed 1,637 pupils parents in schools and explained to them the necessity of their children availing of the required treatment. Minor ailments among the children were treated at the nearest municipal dispensaries, while cases with major ailments were treated at the School Clinic at the K. E. M. Hospital which has been adequately expanded from 3rd January 1957. Only 3,191 new and 20,814 old cases requiring immediate attention were therefore, examined and treated at the clinic and of these 742 were shown to the Consultants of the Hospital for expert opinion. 300 children with error of refraction were prescribed and supplied spectacles free of charge. 400 schools and classes were supplied with emergency outfit. 77 children suspected to have leprosy infection were directed to the Acworth Leprosy Home for examination. Of them 14 were found positive and were prevented from attending schools. 34 children did not present themselves for the examination at the Home. Out of the remaining 33, 26 children were declared negative and 7 cases were kept under observation. 245 took treatment at the Municipal dispensaries. 65 cases of enlarged spleen were taken to various Municipal dispensaries for blood smears examination. 1,018 children suffering from scabies, ring-worms and boils were treated in the schools by the School Medical Officers. Reports

regarding sanitary defects in 142 of the school buildings were brought to the notice of the sanitary Branch for taking necessary action. 164 tonsil and other operations were performed at the School clinics. Six cases of rat bites and three of dog bites were treated at the School Clinic. 122 suspected cases of T. B. were screened at the Princess Street and Dadar T. B. Clinics out of which 3 were found positive and they were admitted at the Group of T. B. Hospitals at Sewri for treatment 921 (new and old) children with dental defects were treated at the Nair Hospital Dental College Clinic. 85 children who had no marks of primary vaccination were got vaccinated and 1,19,818 municipal school children were re-vaccinated against small-pox. 338 and 1,079 health talks on subjects of personal hygienic were given to pupils, respectively, by the Medical Officers and the School Health Nurses, in order to inculcate healthy habits. The latter also visited and revisited 3,120 and 585 ailing children, respectively, at homes and gave necessary instructions to their parents as regards their care and diet.

In the first quarter, due to inadequate supply of milk only 37,290 certified undernourished children could be given 8 oz. of pasteurised toned milk each along with snacks and additional No. of 7,560 children was catered with snacks only. Due to the prevalence of 'Flu' epidemic, the Municipal Schools opened on 20th June 1957 instead of on 13th June 1957 after summer vacation. The distribution of milk and snacks however could not be started earlier than 2nd August 1957 on account of the non-availability of toned milk due to the seasonal drop in milk produce. From 2nd August 1957 each certified child was given 6 oz. of toned milk in a sealed bottle instead of 8 oz. Even then, only 27,180 undernourished children could be given milk and snacks in August 1957 and upto 9th September 1957 on every school working day. 16,890 more certified undernourished children were given only snacks and not milk during the said period. During the remaining period of September 1957, 46,500 certified undernourished children were served with milk and snacks on every school working day. There was further improvement in the position of supply of milk during the last quarter of the year. So 52,140 certified undernourished children were served with milk and snacks on every school working day. There were about 311 milk distributing centres allocated in municipal schools and nearly 500 municipal school teachers and 311 peons were entrusted with the work of milk distribution. Snacks in the form of either *Chikki* and fruits were also given to these children to supplement the milk diet. To assess the improvement in the health of school children as a result of the scheme a rapid nutritional survey conducted by the staff of the Nutrition Department of the Bombay Government in selected schools, during the year 1956 was continued during the year under report. The result of the survey is awaited.

Under the Sunday Milk Scheme inaugurated in the year 1955, children under 12 years of age, irrespective of whether schooling or not were catered with 8 oz. of toned pasteurised milk each and 6 oz. of it since August 1957. About 1,51,320 children were catered with milk at 65 centres on Sundays only. The scheme was suspended during June and July 1957 on account of the prevalence of 'Flu' epidemic. The child welfare centre of J. J. Hospital (which is a part of the W. H. O. Nursing Education Project) assisted the Municipal Schools Health Service with the health programme in the 2 municipal schools in the compound of the J. J. Hospital. 102 children of these schools who were found defective by the Municipal staff were referred to the various wards of J. J. Hospital for diagnosis treatment, by this centre. 80 pupils with defects were treated. In order to assess the beneficial effects of the milk and snacks on the health of the Municipal School Children, special survey is being carried out since 26th September 1957 in 8 schools selected from different sections and localities under the personal supervision of the Medical Officer (Schools). For this purpose 3 boys and 3 girls from the age groups, 6 years to 12 years are being observed, thus making a total of 42 children in each of 8 schools. The result of the survey is awaited. The Medical Officers and other staff of this Branch rendered emergency duty during 'Flu' epidemic which prevailed during the vacation. Recreational activities, Annual Sports, Mass Drill displays and Scout Rallies were organised by the Education Department for municipal school children in different parts of Greater Bombay where the school Medical Officers were directed with necessary outfit for rendering medical aid to injured participants.

39. The Hospitals have a total accommodation of 314 beds, of which 186 are in the Small-pox unit, 114 in the General Unit, while 14 mosquito proof beds City Fever Hospital, (Ward No. 8) were reserved for Yellow Fever cases. Except Tuberculosis and Leprosy, patients suffering from other infectious diseases are admitted to the Hospitals. The total number of patients during the year was 23,529 as against 12,304, 9,802 and 14,431, in the preceding three years, the daily average of admission being 572 as against 453, 356 and 462 in the preceding three years. Of the total number of patients, 3,048, 8,366 and 2,133 respectively, suffered from Enteric Fever, Diphtheria and Small-pox. A pandemic wave of Asiatic 'Flu' affected the City in the last weeks of May 1957. Total number of cases admitted was 5,939 of whom 58 died. All deaths were due to the complication of Broncho-Pneumonia. The infections were towards the end of June. Sporadic cases, however, continued to be admitted throughout the year.

A temporary out-patients Department was opened during the epidemic to treat mild cases of 'Flu.' The total number of such cases treated was 24,640 from 21st May to 31st December 1957. In order to carry out necessary work in connection with the 'Flu' epidemic of 1957, the Corporation and Government of Bombay established a research committee with Dr. N. N. Kailas, Deputy Minister of Health as the Chairman and Dr. J. K. Thanawala, Medical Superintendent as the Secretary, along with eminent medical personnels from different Municipal and Government Hospitals and the findings of the Research Committee were published in the Indian Journal of Medical Sciences for the month of August 1957.

The total expenditure of the Hospital during the year was Rs. 16.61 lacs as against Rs. 12.42 lacs and Rs. 13.48 lacs in the preceding two years.

40. The bed accommodation in the Hospital continued to be the same as in the past year, viz., 550. The 550 beds were distributed amongst men, women and children patients as 365, 145 and 40, respectively. The accommodation was fully occupied throughout the year and there was constant over crowding in the wards ranging upto 200 per cent. The total number of in-patients admitted during the year was 27,208 against 23,874, 21,732 and 20,895 in the previous three years. The daily average number of in-patients was 736.5. The maximum number of in-patients on a single day was 844 as against 856 for the previous year in spite of the restrictions imposed on admission. The average number of days each patient was resident was 9.9 against 11.6, 12.04 and 11.71 in the last three years. The total number of operations performed on in-patients was 9,497 against 9,607, 9,750 and 9,734 in the preceding three years. The average cost per in-patient per day was Rs. 9.70 as against Rs. 8.06, Rs. 8-3-11 and Rs. 8-8-2, in the previous three years. The average cost per in-patient showed a decrease being Rs. 94.84 as against Rs. 96.59, Rs. 96-12-7 and Rs. 102-10-10, in the preceding three years. Out of 2,099 deaths as many as 792 died within first 24 hours of admission, 508 after 24 hours but within 3 days and 799 after 3 days.

The total number of new out-patients treated was 2,07,956 against 1,91,071, 1,75,145 and 1,82,265 in the preceding three years, showing an increase of 16,885, 15,926 and 8,806 patients, respectively. The daily average number of new out-patients was 796.20 against 722.12, 653.3 and 681.2 in the preceding three years, while the daily average number of out-patient attendance worked out to 2,921 against 2,324, 2,053 and 2,145 in the previous three years. The total number of out-patients attendance including casualty patients during the year came to 7,01,891 against 6,84,459, 6,10,345 and 6,37,637 in the preceding three years. The highest number of out-patients attendance on any one day was 3,316 as against 3,464, 2,761 and 3,016 in the preceding three years. While new out-patients admitted on a single day was 980 as against 888, 747 and 799 in the preceding three years. The total number of operations on out-patients during the year was 31,480 against 29,844, 29,363 and 26,578 in the previous three years. The average cost per out-patient attendance during the year was Re. 0.92 against Rs. 1.19 Rs. 1-5-1 and Rs. 1-4-2, in the previous three years, while the average cost per out-patient's admission was Rs. 3.04 against Rs. 3.12, Rs. 3-4-7 and Rs. 3-3-2 in the preceding three years.

The Poor Box Charity Fund from which relief was rendered to poor patients, continued to give relief and comforts to deserving patients which ordinarily could not be given out of the Municipal Fund. An amount of Rs. 51,180-5-3 as against Rs. 51,345-4-6 Rs. 52,893-15-0, and Rs. 41,907-10-6 in the previous three years was spent for affording relief to poor patients out of the Charity Fund.

The Gift Shop started for the convenience of patients as well as the Physiotherapy Centre and School, Occupational Therapy Centre and School, Prophylactic Immunization Centre, Family Health Centre, Pharmacological Laboratory, Ambulance Division, Recreation Room and Library for patients, and the Co-operative Credit Society carried out their work in their respective spheres satisfactorily.

The Medico-Social Service Department which was started in September 1954 continued to render valuable help to the needy patients. It helped much in finding out social, economic and environmental factors associated with the onset of diseases.

Dr. Jivraj N. Mehta Pharmaceutical Laboratory, attached to the Hospital, manufactured many injectables and carried on analytical work during the year. The Blood Bank worked satisfactorily and during the year blood transfusion was given in many cases.

Total expenditure incurred during the year for the maintenance of the Hospital was Rs. 33.74 lacs as against Rs. 29.11 lacs in the previous year.

41. The bed accommodation in the Hospital continued to be 350 (300 non-paying and 50 paying). 20,525 patients were admitted during the year as against 16,926, 15,528 and 18,873, during the preceding three years. The highest number of in-patients on a single day was 481. The daily average number of in-patients was 415 as against 405.2, 387.6 and 372.0 in the preceding three years which shows an encouraging increase in the popularity of this institution. The average number of days each patient was resident was 7.3 as against 8.7, 9.5 and 7.8 in the preceding three years.

Two new departments viz., Occupational Therapy and Physio Therapy were started during the year.

The total number of in-patients treated was 20,525 including 380 of the previous year. The number of maternity and gynaec cases were 7,453.

The total number of operations performed on in-patients was 7,225 as against 5,751, 5,190 and 4,518 in the preceding three years. The average cost per in-patient on diet per day was Rs. 1-0-4 as against Re. 0-15-6, Re. 0-14-6 and Re. 0-15-5 in the preceding three years.

The total number of new out-patients was 1,21,978 with a daily average of 394.7 as against 1,02,146 and 330.5 respectively, in the preceding year and 90,611 and 292.29 in the year preceding the last. The total number of old out-patients attendance was 3,62,408 with a daily average of 1,171.8 as against 3,41,380 and a daily average of 1,104.7 in the preceding year and 3,41,380 and a daily average of 1,104.7 respectively, in the year preceding the last. The highest number of out-patients attendance on a single day was 2,508 as against 2,413, 2,442 and 2,452 in the preceding three years. The total number of operations performed on out-patients was 7,355 as against 6,986, 6,223, and 5,489 in the preceding three years. 24,261 accident and other emergency cases were treated in the Casualty Department as against 20,553, 18,299 and 17,300 and in the preceding three years.

The Paying Bed Scheme started from 1st September 1951 is working satisfactorily. The number of patients admitted in the General and Special rooms during the year was 1,857 as against 1,643, 1,239 and 1,413 in the preceding three years. 315 major and 319 minor operations were performed on paying patients, as against 259 and 267 respectively, in the previous year.

The Pathological and Bacteriological investigations in respect of 47,556 in-patients and 33,567 out-patients were carried out in the Laboratory of the Hospital as against 35,075 and 12,632, 44,791, and 27,215, 31,520, and 17,730, respectively, in the preceding three years. 280 autopsies were also performed during the year.

The Medico-Social Service Department was started from 1st August 1956 and has been rendering valuable services to the needy patients.

The Hospital has an up-to-date library with latest publications on modern medical, etc., science. 55 additional books on various subjects were purchased and 62 books and 59 journals were received as donation bringing the total to 560 books.

The Poor Box Fund at the close of the last year was Rs. 1,16,091.73 as against Rs. 98,831-8-8 in the previous year. During the year, a sum of Rs. 68,512.05 was collected in the Charity Boxes and by way of donations and the expenditure amounted to Rs. 58,866.57. A balance of Rs. 1,25,737.21 remained in the Poor Box Fund at the close of the year.

Nurses Training School.—27 students were admitted for training in midwifery course and all were declared successful. One of them stood first in the whole State of Bombay in the examination held in May 1957, which is indeed creditable.

This Hospital has been attached to the Topiwala National Medical College for clinic instructions to under-graduate students. The Hospital continues to be affiliated to the University of Bombay and to the College of Physicians and Surgeons of Bombay for postgraduate as well as under-graduate students.

42. The Hospital has an accommodation for 336 beds distributed among men, women and children patients as in the last year. The accommodation was fully occupied throughout the year. There were often extra patients over the scheduled number in the Hospital and on many occasions they had to be accommodated on the floor for want of adequate beds. The total number of in-patients admitted was 14,735 against 13,650, 13,444 and 12,767 in the previous three years. The daily average number of in-patients was 352.47 against 361.57, 347.96 and 348.13 in the previous three years. The highest number of in-patients treated on a single day

Municipal General Hospital, Sion and Bai Annapurnabai Deshmukh Hospital for Women.

Bai Yamunabai L. Nair Charitable Hospital.

was 398 against 424 in the previous year. On an average each patient was resident for 9.69 days against 9.45 and 9.69 in the previous years. The total number of in-patients treated was 15,099 including the balance of 364 of the previous year of whom 6,845 were cured, 4,769 were relieved, 1,989 left the hospital against medical advice or were otherwise discharged, 1,108 died and 1,989 remained at the close of the year. The average cost per in-patient per day was Rs. 7.15 against 7-2-2, 7-11-7 and Rs. 7-8-9 during the preceding three years.

The total number of out-patients treated was 2,73,225 against 2,70,463, 2,66,039 and 2,63,107 in the preceding three years and the average number of out-patients attendance per day was 932.62 against 992.31, 891.32 and 882.38 in the preceding three years. The highest out-patients attendance on a single day was 1,509 against 1,394, 1,366 and 1,394 in the preceding three years. The highest number of new patients admitted on a single day was 932 and of the old cases treated was 880 during the year under report. The average cost per out-patient per day was Re. 0.80 against Re. 0-11-4, Re. 0-13-4 and Re. 0-11-7 during the preceding three years. During the year 4,727 and 5,801 operations were performed, respectively, on in-patients and out-patients against 4,843 and 4,727, respectively, during the last year.

The total expenditure incurred on the maintenance of the hospital amounted approximately to Rs. 15.67 lacs against Rs. 13.74 lacs, 13.71 lacs, and 13.69 lacs in the preceding three years.

The total amount in the Poor Patients' Fund by way of receipts amounted to Rs. 28,340.77, Rs. 15,612.11 were by way of donations and Rs. 12,728.66 by way of collections from the boxes kept in wards and out-door departments.

During the year, the number of blood samples supplied for transfusion was 1,240 and a sum of Rs. 19,350 was paid to the donors from the Poor Patients' Fund.

With the acquisition of godown belonging to Dr. M. Venkatrao and others in the hospital compound the Out-patients Department and Stores section of the hospital have been re-modelled and arrangements have been made for the installation of the new X-Ray and Angiocardiography machine. An Eye glasses Bank of the Lions Club of Bombay was opened at the Hospital to provide spectacles, glasses, frames etc., free of charge to needy and poor patients. The out-patient section of Preventive and Social Medicine of the Cardiology Department (Medical and Surgical Sections) and of Gastro-Enterology Department started during the year were progressing well. A Physio-Therapy Department was also established in the Hospital.

As in the previous year, various pharmaceutical firms offered donations for research on their products.

The Patients Welfare Committee which was formed year before last to devise ways and means for providing facilities to the patients in the Hospital worked actively and several functions were organized for the benefit of patients. A library for patients started during the previous years was found to be growing in popularity.

The Medico Social worker rendered valuable help to the needy patients of the hospital.

43. The Hospital was declared open on 2nd September 1956. It has an accommodation of 38 beds. Helpless patients, suffering from diseases that have no reasonable hope of cure and yet need medical and nursing care, are admitted to this Hospital as such patients are not generally admitted to any other Hospital.

Dr. Bhajekar Hospital
for Incurable Diseases.

During the year 1957, 95 patients were admitted and 14 were the balance left over from the last year. The maximum number of in-patients on a single day was 33 and the daily average was 23 in the year.

The total expenditure during the year under report amounted to Rs. 59,243 and the daily average cost worked out to Rs. 7.08 per patient.

44. During the year under report, 85 fresh admissions were made. Of the 612 students on the roll against 634 in the previous year, 159 were lady students and 141 post-graduate and research students, against 162 and 169, respectively, in the previous year. Out of 632 students sent up for various examinations 346 passed the whole examination against the corresponding figure of 328 and 295 of the previous year.

Seth G. S. Medical
College.

Number of male students residing in the Hostel during the year was 147, while the number of lady students accommodated in the Lady Students' Hostel was 28 as in the previous year. Income derived from the College and the Hostels by way of tuition fees, the College and the rent, etc., was Rs. 1.60 lacs against Rs. 1.86 lacs, Rs. 1.96 lacs and Rs. 1.77 lacs in the previous three years, while the total expenditure amounted to Rs. 6.13 lacs (including payment of Dearness Allowance of Rs. 1.05 lacs against Rs. 5.80 lacs, Rs. 5.54 lacs and Rs. 5.03 lacs in the preceding three years. The income derived from and the expenditure incurred on the Hostels were Rs. 20,015 and Rs. 32,969 respectively, as against Rs. 20,800 and Rs. 32,622 in the previous year. The gross and net cost per students worked out at Rs. 13,901.69 and Rs. 961.07 respectively, as against Rs. 14,795 and Rs. 846.80 in previous year. The amount of fees received from the post-graduate students was Rs. 1,247.90 as against Rs. 15,318 in the previous year.

The Co-operative Society carried on its work satisfactorily with a share capital of Rs. 1.70 lacs.

The different departments of the College and the Hospital had, in addition to their normal teaching and departmental work made some investigations. The K. E. M. Hospital and the Seth G. S. Medical College Research Society which started functioning during the last year was working satisfactorily.

Physio-therapy School and Department which was started as a joint venture of the Central Government, Government of Bombay and the Bombay Municipal Corporation with an aid from World Health Organization continued to show steady progress.

The progress of other activities like Library, Museum, Gymkhana, etc., was satisfactory.

45. The College had 354 under-graduate students on the roll at the close of the year, out of whom 89 were lady students. Besides, there were 75 post-graduate students including 5 lady students. During the year, 62 students were admitted. In addition, students were also admitted for condensed M.B., B.S., Course. 55 student passed the Final M.B., B.S., Examination and 9 students at the various other examinations held in 1957. The number of male students residing in the College Hostel was 62. Arrangements were made to accommodate female students at the Grant Medical College Hostel as no Hostel for ladies Students is attached to this College.

The total expenditure incurred on the maintenance of the College amounted to Rs. 4.4 lacs against Rs. 4.00 and Rs. 3.96 lacs in the preceding two years. The total income by way of tuition fees, hostel rent, etc., received amounted to Rs. 1.33 lacs against Rs. 1.28 lacs, Rs. 1.08 lacs, in the previous two years.

A new Department of Preventive and Social Medicine was started in January 1956 and the work was started in June 1956 and since then the activities and commitments of the department are on the increase. Two out-patient sessions a week are being conducted for the enrolled families by this department at the Nair Hospital. The N. C. C. Naval Medical Unit has been located at the College which has started working in November 1956 continued its activities during the year.

The work of the New College Building was accelerated during the year and the building is expected to be ready for occupation in June 1959.

46. During the year under report, the College had 76 Dental Chairs, 52 Electric Dental Units, 4 well equipped Laboratories, 2 Dental X-Ray Machines and other equipment to give dental treatment on most modern lines. There were 174 students including 24 lady students on the roll as against 153 and 25 respectively, in the previous year. 26 students including 6 lady students appeared and passed the Diploma Examination as against 24 and 3, respectively, in the preceding year. The College diploma is recognised not only by the State and the Union Government but also by leading Institutions in the line in the U. S. A. the U. K. and other foreign universities. The College also runs a Dental Clinic where all types of dental treatment such as silver, gold and cement fillings, artificial sets of teeth, regulation of teeth of children, etc., are done by charging nominal fees. During the year 58,697 patients (32,235 males, 16,484 females, 9,978 children) were treated as against 56,917, 62,944, and 64,154 in the preceding three years. The total expenditure incurred was Rs. 2.12 lacs against Rs. 1.97 lacs Rs. 2.15 lacs and Rs. 1.17 lacs in the preceding three years and the total realisations by way of fees from students and patients were Rs. 86,299 against Rs. 72,629, Rs. 76,881-10-0 and Rs. 78,882 during the preceding three years.

The Academic Council looked after the academic affairs of the College and the Advisory Dental Board which conducts Final L.D.Sc. Diploma Examination, etc., continued to function during the year under report, as before. Since June 1954, the College is affiliated to the Bombay University for B. D. S. Degree in Dentistry. Almoner service was rendered from the Poor Box Fund to poor deserving patients in the shape of supplying sets of artificial teeth, and repairs of sets of teeth. Research work in Dentistry was continued at the College during the year.

47. At the close of the year there were 2,75,984 pupils in 544 schools and 84 classes in Greater Bombay, including Extended Suburbs, the number in the City being 2,08,153 pupils in 364 schools and 46 classes ; in the Suburbs 52,175 pupils in 124 schools and 34 classes ; and in the Extended Suburbs 15,656 pupils in 56 schools and four classes. The corresponding figures for the previous year were 2,43,522 pupils in 518 schools and 87 classes in Greater Bombay, which was made up of 1,85,713 pupils in 355 schools and 47 classes in the City ; 43,700 pupils in 109 schools and 39 classes in the Suburbs and 14,109 pupils in 54 schools and one class in the Extended Suburbs. The merger of the Extended Suburbs took place on 1st February 1957. Thus, during the year, there was a net increase of 32,462 pupils in Municipal Schools. The highest number of pupils on roll was 3,03,619 at the end of August 1957 and the number came down to 2,75,984 at the end of March 1958. The average number of pupils throughout the year was 2,36,796. 1,82,478 in the City Schools and 42,704 in Suburban Schools and 11,614 in the Extended Suburban Schools. The total number of teachers (permanent and non-permanent) in Greater Bombay at the end of the year was 7316 of whom 7,017 were ordinary and 299 special teachers, as against 6,603 teachers of whom 6,332 were ordinary and 271 special teachers in the preceding year. Out of 7,017 ordinary teachers, 5,306 were permanent and 1,711 were temporary, as against 6,332 ordinary teachers whom 4,926 were permanent and 1,406 temporary in the previous year. The percentage of trained teachers was 89.7 in the City and 86.5 in the Suburbs and 44.6 in the Extended Suburbs as against 89.3 in the City 85.3 in the Suburbs and 35.4 in the Extended Suburbs in the preceding year.

The 'Class Room Formula' to determine the number of teachers, adopted in 1953 was continued during the year under report. It was decided to fix the number of teachers according to the number of class rooms in actual use (including rooms used twice in double session schools) so as to ensure one teacher for each class. The prevailing basis of granting additional teachers to larger schools was also revised, so that only one additional teacher was given to a school having an average attendance of 500 or more pupils. The provision of leave reserves which was formerly 7½ per cent. was reduced to 3½ per cent. during the year.

With a view to avoiding over-crowding in classes it was laid down that ordinarily a class should not have more than 50 pupils to facilitate proper attention to pupils. In schools housed in hired residential buildings over-crowding on account of inadequate space was an impediment in the way of efficient instruction. In all about 372 Municipal Schools, and Classes were required to be run in two sessions for want of sufficient accommodation and 2,660 class rooms were used twice. A programme of construction of new school buildings, which is being implemented on a larger scale, would improve the situation considerably in a few years.

As in the past, the syllabus of studies was divided month by month and distributed to the schools. Teaching aids were supplied to schools and additional teaching aids, such as maps, charts and models were prepared by the teachers themselves. Instead of fortnightly tests, monthly tests were continued to be taken of pupils of Standards IV to VII and weekly tests of those of Standards I to III. Double Promotion Examinations were held as per revised rules, so as to encourage overage and extraordinarily bright pupils. In Double Promotion Examination in all 447, i.e., 96.9 per cent. pupils out of the total of 461 who appeared, were successful and promoted to higher standards from 1st September 1957.

In all 13,021 pupils (10,857 from City and 1,638 from Suburbs and 526 from Extended Suburbs from Municipal Schools, appeared for the Primary Schools Certificate Examination 1958 and out of them 4,779 from City Schools, 698 from Suburban Schools and 291 from Extended Suburbs were declared successful.

Some of the main factors which hampered *inter alia* the progress of pupils were largeness of certain classes, lack of suitable buildings, inadequate facilities to pupils to study at home and economic conditions of the parents, resulting in their irregular attendance and long absence.

Schools with big class rooms sometimes had 55 to 60 pupils in a class rendering it unwieldy and unmanageable for the teacher. The standard of education suffered and especially it was so in case of schools run in hired residential premises.

The existing curriculum for Standards I to VII recently revised by Government came into force with the year 1955 and is being followed in Municipal Schools from June 1955. The use of copy-writing book was introduced in Municipal Schools in pursuance of the direction issued by the State Government and it has been found to be helpful in improving the hand-writing of the pupils.

The Rahimtoola Currimbhoy Urdu Training Institute for Lady Teachers continued to function as usual with 39 pupil teachers under training in the I Year and 38 in the II Year. All the 39 Trainees of the I Year Class were promoted to the II Year Class. Out of 38 Trainees of the II Year Class, 29 (i.e., 76.31 per cent). were successful at the Primary Teachers' Certificate Examination.

The number of Municipal owned buildings at the beginning of the year was 71 of which 35 were in the City and 36 in the Suburbs. 2 School Buildings at Colaba at the approximate cost of Rs. 8,50,000 and another building at Santa Cruz were built during the year. There were 25 Municipal owned school buildings in the Extended Suburban area. Extensions were carried out to the Municipal school building at Laxmi Narayan Lane, Matunga and at Souter Street, Byculla. The rest were housed in rented buildings. Due to the increase in the number of pupils in Municipal schools from year to year, it has become practically impossible to acquire additional accommodation except by way of construction of new school buildings or extending the existings ones. The Department is making a steady and planned progress towards acquisition of private plots and structures, etc., wherever possible. The unsatisfactory condition of rented buildings with high annual rent continued to be a great handicap especially for want of proper and timely repairs on the part of the reluctant landlords thereof.

The Corporation continued to impart vocational education. There were 22 Vocational Classes in 11 Vocational Upper Primary Schools preparing pupils for Primary Schools Certificate Examination with the subject of craft as one of the compulsory subjects. Carpentry and tailoring are also taught in these schools. Other subjects taught are sewing, embroidery tailoring printing, repairing of clocks, sign-board painting, carpet weaving, clock repairing, book-binding toy-making, etc. The number of pupils in these handicrafts classes increased from 3,615 to 3,741 during the year, out of whom 1,857 received instruction in Carpentry and 1,442 in Tailoring as against 3,190 pupils of the previous year.

Free medical treatment was given at the Municipal Dispensaries, at the Central, School Clinic at the K. E. M. Hospital and at the various vaccination centres. Details about milk and snacks scheme for under-nourished children attending Municipal Schools are given in the paragraph pertaining to the Public Health Department.

Various extra-curricular activities, such as Vacation Libraries in summer vacation, Educational Film shows, *Sharad Utsav*, School Anniversaries, class panchayats (prefect courses) and school parliaments, Excursions, Co-operative stores and Exhibitions were carried on as usual during the year under report.

The average cost per pupil in the schools in the City and Suburbs calculated on the basis of the average number of pupils on rolls viz., 2,25,182 was Rs. 77.03.

The Income Side of the Education Fund is more or less fixed. The Corporation's contribution is restricted and also the Government grant. Other sources contribute a very negligible amount to the total receipts of the Education Fund. Hence, with inelastic sources of revenue on the one hand and ever increasing demands for more and better equipped schools and educational facilities for the increasing population on the other, the Corporation find it very difficult-day by day to cope with even the urgent needs of the Primary Education Department. Unless, therefore, the Income Side is substantially augmented by increased contributions either by the Corporation or the Government, there will be no alternative but to consider seriously the proposal of increasing the levy of Education Cess for effecting a substantial increase in the revenue.

An experiment in teaching on progressive lines started during the last year in the Municipal Ghatla Marathi School, situated in a small village in Trombay was continued during the year under report. The teachers are encouraged and given a free hand to employ any method they think good and effective and to organise the school on any lines they think best, provided inspection and careful evaluation prove the result satisfactory. This has resulted in the teachers preparing their own teaching aids, charts and cards through which Language and Arithmetic are taught. There is a library and a Nature Corner at the School.

The Research Unit started functioning from 6th July 1955 for implementing the suggestions contained in Shri R. V. Parulekar's Report on the Bombay City Education System. Problems bearing on non-attendance of children of compulsory age in Primary Schools are being studied and investigation of the same are continued as before. During the year, the Research Officer conducted an experiment to study the effect of Child Centred Teaching Practices and correlated play activities on the quality of attainment, attendance of discipline in Standard I. A sample of 84 divisions in Standard I with about 4,000 Children in four major language groups was selected for the purpose. A comparative evaluation of the performance of controlled divisions under experiments and a large number of un-controlled divisions with children from similar socio-economic groups has been completed. Objective evaluation tests and rating by teachers and Inspecting Officers have been the basis for assessment of the experiment. The results of the experiment are found to be encouraging and useful. An intensive study of ways and means to improve the hand writing of children has been undertaken and a hand-writing scale for Standard I children has been prepared from more than 8,000 handwriting samples. An investigation into the possibility and usefulness of introducing tests of general ability in the selection and recruitment of primary teachers has been included in the performance of work for the year. Tests in Marathi, Gujarati and Urdu have been constructed and standardised for the purpose. Careful study of the performance of the candidates in the test and their rating in work as teachers is under way. As a corollary to the Education surveys in different localities in Greater Bombay and in view of the findings that the incidence of non-attendance is very high in the age group 6 to 8 years, a study of the age of entry of children in Standard I in the same localities surveyed earlier was undertaken. It was found that 33 per cent. of the children were above 7 years of age, when they joined school in Standard I. In a sample of 6,041 children in Standard I, 21 per cent. were found to be repeaters. Surprisingly enough, on an average the age of entry of repeaters was higher than that of the new entrants which shows that younger age of entry is not the reason for stagnation. In addition to the above studies which have been completed work on incidence of wastage and stagnation in primary education and the educational complications of short sessions, has been started.

The Standing Committee feel that while the progress of Primary Education in our schools during the year under report may be said to be on the whole satisfactory, there are certain features such as unsatisfactory condition of rented buildings accommodating Municipal Schools, big class rooms some times having 50 to 60 pupils in a class, in regard to which though the Department is alive to the urgency of the problem much is still required to be done in this direction. The Standing Committee hope that the executive will put in more efforts to see that additional sites for school buildings are secured and that the programme of constructing new school buildings is completed within the prescribed time.

48. During the year under report 225 tons of bleached and unbleached paper were purchased from the market. The printing work of the various departments of the Corporation has increased considerably during the year. Over and above their Budget Estimates, Establishment Schedules, Municipal Chief Auditor's Administration Report, B. E. S. & T.'s Five Bill forms, Mile age cards, Canteen Coupon Books, several other jobs were also executed for the B. E. S. & T. Undertaking at a total cost of Rs. 89,083.20. In addition to the above 92 voluminous Jobs required in connection with the Civic Elections of May 1957 were carried out by the Press. The total number of jobs carried out were 9,177 and number of pages printed were 38,151 as against 8,041 and 35,518 in the preceding year; those for the B. E. S. & T. Undertaking accounted for 37 and 1,570, 37 and 2,206 respectively. The total quantity of paper consumed during the year under report was 226 1/4 tons as against 202 1/4 and 191 1/2 in the preceding two years.

The transactions of the Press for the year closed with a surplus of Rs. 16,827 on the total turnover of Rs. 10,42,994 against the surplus of Rs. 8,519 and the turnover of 9.75 lacs for the preceding year. The labour staff as on 28th February 1958 consisted of 227 workers against 230 and 237 on the same date in the last two years. The work of implementing the recommendations of Messrs. Ibcon, Ltd., on the reorganisation of the Press continued during the year under report.

49. During the year under report, the department continued to attend to contested matters and other legal proceedings in the High Court, City Civil Court, Small Causes Court and Police Courts as also to other legal matters. During the year, the department received 7,866 files, against 7,485 and 7,280 files in the previous two years, addressed 1,765 letters against 1,784 and 1,678 letters in the preceding two years to outside parties or their legal advisers and gave opinions on different departmental matters and advices on 110 documents against 140 and 158 documents, in the last two years. The report contains figures of High Court and City Civil Court suits as well as number of documents, such as, conveyances, leases, etc., that were completed.

The income by way of costs recovered amounted to Rs. 12,799.94 and expenditure to about Rs. 84,379.40 as against Rs. 17,724-5-6 and Rs. 84,096-12-9, respectively in the preceding year.

50. During the year 10 Trade Unions represented Municipal employees with a total membership of 23,527 against 15,110 in the preceding year. The total number of labour staff employed in the main departments was 31,230 against 28,442 in the previous year.

Labour Department.

During the year under report, labour relations were not harmonious and strikes took place. In all seventeen Joint Councils functioned satisfactorily and these helped in creating harmonious relations between the administration and the staff, inasmuch as the sphere of work of these Councils was elastic enough to allow discussions and recommendations on all matters pertaining to conditions of service.

The Labour Officer dealt with 1,634 complaints as against 1,464 in the previous year, regarding service conditions, promotions, transfers, etc., mostly from Class IV Services. Of these complaints, 957 were redressed, 580 found not genuine and 97 were pending at the close of the year.

The Municipal Mazdoor Union served the Municipal Commissioner with strike notices thrice during the year. The strike was followed by negotiations and conciliation proceedings and amicable settlement was arrived at between the Union and the Corporation. Union was also granted recognition. Notices of strikes were also served by the Executive Staff Union and the Bombay Fire Services Union in the event of non-acceptance of their demands. Three of the demands of the Bombay Fire Services Union were agreed to be referred to the adjudication.

The recreational, educational, hygienic and other cultural activities, indoor as well as out-door, organized by the Welfare Branch of the Department for the benefit of these Municipal workers and their dependents were conducted vigorously at 26 Labour Welfare Centres and 2 sub-centres. Out of these 17 were run for the benefit of the employees of the Conservancy Branch, 6 for Hospital employees, 2 for Water Works employees and 1 for the employees of the Mechanical Engineer's Department. The activities at Sukhalaji Street Centre were however suspended as the Sukhalaji Health Camp Building was to be demolished. One New Centre at Trombay was opened to cater for the suburban Conservancy Staff. The maternity unit attached to the Chembur Welfare Centre continued to do its useful work and medical treatment, wherever necessary, was given by the Welfare Organization. 4,677 cases were treated at the Unit during the year under report as against 4,498 in the preceding year.

Implementation of the two Labour Welfare Schemes in the shape of granting (i) scholar ships to children of Municipal employees and (ii) medical assistance to them, sanctioned by the Corporation, continued to be entrusted to the Labour Department. Out of 226 applications received for scholarships, 146 eligible scholars were awarded scholarships at a total cost of Rs. 18,000. 553 applications were received for medical assistance and help aggregating to Rs. 16,622 was given in 501 deserving cases. The Labour Officer also made arrangements to get the applicants admitted whenever necessary in different Municipal Hospitals for treatment.

In addition, the Labour Officer also attended the hearing of day-to-day offence reports of the Municipal Hospitals, Conservancy Department and Fire Brigade Staff.

51. This department disseminated knowledge on health, hygiene and cleaner living among the citizens through popular media of propaganda such as posters, leaflets, health exhibitions, film shows, cleansing campaigns, talks, etc., in performance of normal duties. It also participated in various celebrations such as World Health Day, Prohibitions Week, Five Year Plan Publicity Week, Social Education Week organized by Government, Semi Government and Social Organisations. During the annual fairs held in different parts of the city it took an opportunity for health propaganda. It helped the Public Health Department in campaigns against communicable diseases and drives against exposed food.

The complaints received from the public about Municipal Administration were dealt with by the Assistant Public Relations Officers on their daily rounds and were followed up to see that they were attended to by the Departments concerned. During the year 13,167 complaints were received while 5,961 complaints were investigated which were mainly concerned with Water Shortage, Sanitation, repairs to roads and buildings.

52. Health Education and Propaganda. Health propaganda drive was carried on through the Department of the Public Relation Department both in the City and the Suburbs through all the popular and modern publicity media. During the year, the section organised important activities such as health exhibitions and health education film shows on various health subjects. Municipal schools were sent the itinerary exhibits and displaying hoardings on Civic Sense on public conveniences and tram cars. It also helped the vaccination and inoculation staff of the Health Department with microphonic talks persuading people to accept vaccination and inoculation, etc. It also attended to the work of preparing and distributing health education material in the shape of posters, show-cards, leaflets, models and other types of exhibits. Other publicity work of the department included press notes, slide releases, talks from mobile vans.

53. The Bombay Civic Journal, accredited organ of the Corporation, completed four years at the end of February 1958.

The Journal has been publishing regular features as also special articles from prominent citizens and authorities on various topical subjects in pursuance of its policy of promoting civic progress and enlightenment and the ideal of active, intelligent and creative citizenship.

The main features of the material published in the Journal are objective recording of deliberations and activities of the Corporation and its Departments as also of the B. E. S. & T Undertaking and associated institutions, citizens' view point on subjects of civic interest and on current issues before the Corporation, new plans or projects sponsored by the Corporation glimpses of old Bombay and a summary of activities of local bodies all over the country, etc.

54. M. G. M. O. Swimming Pool. During the year under report the working of the Mahatma Gandhi Memorial Olympic Swimming Pool at Shivaji Park was satisfactory. The management of the Pool continued to be under the direct control of the Corporation during the year under report. Swimming facilities were afforded to labourers and factory workers on Sundays from 12 Noon to 2 P.M.

The Swimming Pool was closed during the period from 11th December 1957 to 9th March 1958 for fixing glass mosaic tiles to its bed and sides and carrying out other incidental repairs. In order to attract more public to the Pool and to increase its usefulness to them some changes were effected in the working hours and Schedule of fees. Facilities to polio crippled children, etc., were also given and in all 14 persons took advantage thereof.

"Fifth Anniversary Day" function was held on 27th April 1957 and winners were awarded prizes. Water Polo Matches were played with local clubs and a team of the Swimming Pool participated in water polo competitions organised by the Golwalla Water Polo League, at Municipal cost. The Pool premises were given for use, free of charge, to the Bombay State Aquatic Association, the University of Bombay, the Indian Air Force for holding their respective aquatic sports. Reservation of the Pool, on payment of prescribed fees, was also allowed to college, school, etc., parties as usual. Five members of the Pool were included in the Bombay team, at Municipal cost for participation in the Bombay-Colombo Dual-Aquatic-Meet held at Colombo in December 1957. Some members were also allowed to participate in aquatic competitions at Municipal cost, organised by the Bombay State Aquatic Association and other aquatic institutions in the City. The Pool's premises were placed at the disposal of the American Women's Club in Bombay for staging their water Shows "Aqua Follies" on 29th March 1958 and 30th March 1958 the proceeds of which were donated to local Indian charities. These shows gave much publicity to the Swimming Pool.

The collection of fees at the Pool amounted to Rs. 86,865 as against the amount of Rs. 77,850 for the preceding year.

55*. Organisation and Methods Department. As a consequence of the implementations of the recommendations of Messrs. Ibcn Ltd., the Corporation have agreed to set up an Organisation and Methods Division, so as to further simplify the methods of procedure with a view to improving efficiency and ensuring economy. The Organization and Methods Division started functioning with effect from 26th March 1957. All Establishment proposals have to be scrutinized by the Organization and Methods Division instead of by the Test Audit Officer and about 612 such proposals were attended to by the Division itself.

MUNICIPAL CORPORATION OFFICE,
BOMBAY, 17th June 1959.

B. P. DIVGI,
Chairman, Standing Committee.

ADMINISTRATION REPORT OF THE MUNICIPAL COMMISSIONER FOR GREATER BOMBAY FOR THE YEAR 1957-58

CORPORATION, STANDING COMMITTEE, IMPROVEMENTS COMMITTEE AND THE EDUCATION COMMITTEE

CORPORATION

By Bombay Government Notification, Local Self-Government and Public Health Department, No. B.M.C. 1056-E., dated the 7th January 1957, fixing the 14th day of May 1957, as the day of retirement of the Councillors, who were then in Office, the Members of the Corporation who were in Office on 31st March 1957, continued as Members upto 13th May 1957.

2. Dr. Simon C. Fernandes, M.B., B.S., was elected Mayor at the Meeting of the Corporation held on the 4th April 1957 and held that Office upto 13th May 1957. Shri M. V. Donde, B.A., M.L.C., was elected Mayor at the Meeting of the Corporation held on the 27th May 1957 (the first Meeting after the General Elections) and held that Office for the remaining period of the year.

3. One hundred and fifty-five Meetings of the Corporation including fifteen Special and Adjourned Special Meetings and ninety-five Meetings of the Committees and four Meetings of the Sub-Committees other than those of the Standing Committee, Improvements Committee and the Education Committee were held during the year. Councillors also attended three Receptions for presenting Civic Addresses to (1) His Excellency Dr. Ho Chi Minh, President of the Democratic Republic of Viet-Nam, (2) His Majesty, Mohammed Zahir Shah, King of Afghanistan and (3) Bharat Ratna Dr. Dhondo Keshav Karve. They also accorded six Civic Receptions to (1) the Delegates to the Commonwealth Parliamentary Conference, (2) the Indian Contingent with the United Nations Emergency Force on their return home, (3) the Second Batch of the Delegates to the Commonwealth Parliamentary Conference, (4) His Excellency Mr. Viliam Siroky, Prime Minister of Czechoslovakia, (5) His Excellency Mr. Chivu Stoica, Prime Minister of Rumanian People's Republic and (6) His Excellency Mr. Walter Nash, P. C., Prime Minister of New Zealand.

4. There was no change in the personnel of the Corporation during the year.

STANDING COMMITTEE

5. Shri P. G. Kher, B.A., LL.B., was elected Chairman of the Standing Committee at their Meeting held on the 3rd April 1957. He held that Office upto the 27th May 1957. Shri S. S. Mirajkar was elected Chairman of the Standing Committee at their Meeting held on the 5th June 1957. He held that Office for the remaining period of the year.

6. The only change that took place in the personnel of the Standing Committee was the election of Shri Pratapsingh Lakshmidas as a Member of the Standing Committee on the 10th October 1957, *vice* Dr. W. S. Matkar, L.C.P.S., resigned.

7. Dr. S. R. Wadia, M.B., B.S., M.F.(H), (Lond.), was an *ex-officio* Member of the Standing Committee from 5th April 1957 to 13th May 1957 by virtue of his election as the Chairman of the Education Committee. Shri S. S. Gaikwad, B.A., B.T., M.Ed. became an *ex-officio* Member of the Standing Committee from 7th June 1957, by virtue of his election as the Chairman of the Education Committee.

8. Sixty-six regular Meetings including adjourned Meetings, 33 Special Meetings including adjourned Special Meetings of the Committee and 2 Meetings of the Sub-Committee of the Whole of the Standing Committee were held during the year. A Meeting of the Committee could not be held for want of quorum.

9. There were one hundred and twelve (112) attendances of the Members of the Standing Committee for audit of Municipal accounts and Two hundred and eight (208) for the signing of cheques.

IMPROVEMENTS COMMITTEE

10. Shri S. M. Thakare was elected Chairman of the Improvements Committee at their Meeting held on the 9th April 1957. He held that Office upto 13th May 1957. Shri V. S. Velinkar was elected Chairman of the Improvements Committee at their Meeting held on the 6th June 1957 and held that Office for the remaining period of the year.

11. There was no change in the personnel of the Improvements Committee during the year.

12. Twenty-eight ordinary Meetings including Adjourned Meetings of the Committee and a Meeting of the Sub-Committee of the Whole of the Improvements Committee were held during the year.

EDUCATION COMMITTEE

13. Dr. S. R. Wadia, M.B., B.S., M.F.(H).(Lond.), was elected Chairman of the Education Committee at their Meeting held on the 5th April 1957. He held that Office upto 13th May 1957. Shri S. S. Gaikwad, B.A., B.T., M.Ed., was elected Chairman of the Education Committee, at their Meeting held on the 7th June 1957. He held that Office for the remaining period of the year.

14. The only change that took place in the personnel of the Education Committee during the year was the appointment of Smt. Tara P. Kher as a Non-Councillor Member on the Education Committee, on 8th July 1957, vice Smt. Yamunabai K. Hirlekar, resigned.

15. Sixteen regular Meetings including Adjourned Meetings and ten Special Meetings of the Committee and a Meeting of the Sub-Committee of the Whole of the Education Committee were held during the year.

CORPORATION AND STANDING COMMITTEE OFFICE

(i) Shri M. V. B. Jayakar, B.Sc., continued to hold the Office of the Municipal Secretary during the year.

(ii) No circumstances arose in this Department in which it was necessary to invoke the provisions of the Municipal Servants' Act, 1890.

(iii) There was no award of any adjudication during the year 1957-58 so far as this Department was concerned.

LIST OF MEMBERS OF THE CORPORATION WHO HELD OFFICE ON 31ST MARCH 1958

SHRI M. V. DONDE, B.A., M.L.C., Mayor.

SHRI S. S. MIRAJKAR, Chairman, Standing Committee.

SHRI V. S. VELINKAR, B.A., BARRISTER-AT-LAW, Chairman, Improvements Committee.

SHRI S. S. GAIKWAD, B.A., B.T., M.ED., Chairman, Education Committee.

SHRI G. B. MAHASHABDE, Chairman, B. E. S. & T. Committee.

AHUJA, SHRI R. B.
ASHAYYA, SHRI B. B.
BAGWE, SHRI G. S., B.A., LL.B.
BANDOOKWALA, SHRI ESHAKBHAI A.
BANDUKWALA, SHRI N. Y.
BAPAT, SHRI V. P., B.Sc., (Eng.), A.M.I.E.
BEDI, SHRI M. H.
BELOSAY, SHRI R. L., B.A., LL.B.
BHATIA, SHRI P. D.
BHOGALE, SHRI R. K.
BOMAN-BEHRAM, SHRI B. K., M.A., LL.B.
BORALE, SHRI P. T., B.A., LL.B.
BORKAR, SHRI K. L.
CASTELLINO, DR. V. A., M.B., B.S. (Bom.).
CHAUHAN, SHRI B. V.
CHIMBULKAR, SHRI R. K.
CHIPLUNKAR, SHRI S. D.
CHOGLE, SHRI H. W.
DALAL, SHRI B. A., B.A., LL.B., S.T.C., M.L.C.
DALAL, SMT. DEVIBEN S., B.Sc.
DESAI, SHRI DINKAR D., M.A., LL.B.
DESAI, SHRI K. G.
DESAI, SMT. MANIBEN N., G.A.
DESAI, SHRI V. N., B.A.
DESHPANDE, SHRI D. D., M.Sc., A.I.I.Sc.
DHABUVALA, DR. B. M.
DHORAJIWALA, SHRI M. A.
DHUME, SHRI B. S.
DIAS, SHRI MILAGRES F.
DIGHE, SHRI B. S.
DIVEKAR, DR. T. R., M.B.B.S., B.HY.
DIVGI, DR. B. P., M.F., B.S.
FARID, SHRI GULAM MAHOMED FAKIR MAHOMED.
GANACHARYA, SHRI G. B.
GANATRA, SHRI R. K.

GOAD, SHRI Y. S.
GULAM NABI HAJI ABDUL REHMAN, SHRI.
GUPTA, PROF. (SMT.) CHARUSHEELA, M.A.
HARRIS, SHRI M.
ISMAIL KHAWAJA HUSAIN, SHRI.
JADHAV, SHRI B. B.
JHABVALA, SMT. MEHERBANOO S.
JOGLEKAR, SHRI D. V.
JOSHI, SHRI J. K.
JOSHI, DR. M. M., M.B., B.S.
JOSHI, SHRI RAM, M.A.
KALGUTKER, DR. B. D., M.B., B.S.
KAMBLE, SHRI B. R.
KAMBLE, SHRI N. M., B.Sc., LL.B.
KANITKAR, SHRI G. B., B.Sc. (Hons.), M.A.
KARODE, DR. N. R., M.B., B.S.
KAVTE, SHRI M. N.
KHANDVANI, SHRI M. A.
KHANOLKAR, SHRI V. A., B.A. (Hons.).
KHARAT, SHRI R. G.
KHARE, SHRI C. H.
KULKARNI, DR. R. N.
KUNTE, SHRI P. K., B.A.
KURANE, SHRI P. K., B.A.
LAKHANI, DR. J. M.
MADHAVAN, SHRI M.
MAHADESHWAR, SHRI S. B.
MAHANT, SHRI D. V., B.A.
MAHIMTURA, DR. (SMT.) JAYANTI M., B.A., M.B., B.S., L.M.
(Dublin).
MATKAR, DR. W. S., L.C.P.S.
MEHTA SHRI H. R. B.E.A.M.I.F.
MEHTA, SHRI N. D.
MERCHANT, SHRI IBRAHIM M.
MIRASHI, ALIAS TUKRUL SHRI R. G.

MODI, SHRI S. A.
 MOHAMED NABI ABDUL HAFIZ KHAN, SHRI
 MORE, DR. R. B., M.B., B.S. (Bom.).
 MUNAGEKAR, DR. D. S.
 MUNSHI, SHRI M. N.
 NARDE, DR. A. D., M.B., B.S., T.D.D.
 PAGARE, SHRI V. S.
 PALEKAR, SHRI S. D.
 PANDEY, SHRI R. S.
 PARALKAR, SHRI P. S., B.Sc., LL.B.
 PARIKH, SHRI M. P.
 PARMAR, SHRI G. T.
 PATEL, SHRI M. YUSUF.
 PATEL, DR. S. G., M.B., B.S.
 PATIL, DR. B. S., M.B., B.S.
 PATIL, SHRI G. L.
 PATIL, SHRI J. M.
 PATKAR, SHRI N. D., B.A. (Hons.).
 PATKAR, SHRI S. R.
 PAWAR, SHRI S. B.
 PENDSE, SHRI G. M.
 PEREIRA, SHRI J. S., B.Sc.
 PHALE, SHRI R. B.
 PHANIBAND, SHRI K. M.
 POPAT, DR. M. B.
 PRATAPSINGH LAKSHMIDAS, SHRI.
 PUJARI, SHRI L. P.
 PUPALA, SHRI P. S.
 RANDIVE, DR. V. S.

RAU, DR. S. S., M.D.
 RAVAL, SHRI V. G.
 REDDY, SMT. TARA G.
 SARMALKAR, SHRI T. K.
 SAWANT, DR. R. N., M.B., B.S.
 SHAH, DR. A. M., M.B., B.S. (Bom).
 SHAH, SHRI JIVRAJ B.
 SHAH, DR. NAGINDAS N., L.C.P.S. (Bom.).
 SHAH, DR. N. P., L.M. (Dublin), Z.U. (Vienna).
 SHAH, SHRI SHEVANTILAL S.
 SHIGVAN, SHRI P. D.
 SINGH, SHRI R. K.
 TAVDE, SHRI S. S.
 TEMBE, SHRI V. K., F.C.A., LL.B.
 THAKARE, SHRI S. M.
 THAKKAR, SHRI K. V., M.Sc. (Agri.).
 THAKUR, SHRI L. M.
 TORASKAR, DR. V. K., M.B., B.S.
 UPADHYAYA, SHRI S. M.
 UPADHYAYA, SHRI P. U.
 VAIRAGI, SHRI M. T.
 VAJIFDAR, SMT. SHERA N., M.com.
 VANIA, SHRI D. D., B.A., LL.B.
 VARDE, SHRI S. S., M.A.
 VORA, SHRI P. H., M.A., LL.B.
 WADIA, DR. S. R., M.B., B.S., M.F. (H), (Lond.).
 WORLIKAR, SHRI V. B.
 ZUTE, SHRI B. D.

LIST OF MEMBERS OF THE STANDING COMMITTEE WHO HELD OFFICE ON 31st MARCH 1958

SHRI S. S. MIRAJKAR, (Chairman).
 SHRI P. T. BORALE.
 SHRI B. S. DHUME.
 DR. B. P. DIVGI.
 SHRI M. HARRIS.
 SHRI ISMAIL KHWAJA HUSAIN.
 SHRI N. M. KAMBLE.
 DR. R. N. KULKARNI.
 SHRI D. V. MAHANT.

DR. D. S. MUNAGEKAR.
 DR. A. D. NARDE.
 SHRI MOHANLAL P. PARIKH.
 SHRI G. M. PENDSE.
 SHRI J. S. PEREIRA.
 SHRI V. B. WORLIKAR.
 SHRI S. S. GAIKWAD, (Ex-Officio), (Chairman, Education Committee).
 SHRI PRATAPSINGH LAKSHMIDAS.

LIST OF MEMBERS OF THE IMPROVEMENTS COMMITTEE WHO HELD OFFICE ON 31st MARCH 1958

SHRI V. S. VELINKAR, (Chairman).
 SHRI B. B. ASHAYYA.
 SHRI ESHAKBHAI A. BANDOOWALA.
 SHRI V. P. BAPAT.
 SMT. MANIBEN N. DESAI.
 SHRI D. D. DESHPANDE.
 DR. T. R. DIVEKAR.
 SHRI R. K. GANATRA.

SHRI V. A. KHANOLKAR.
 SHRI R. G. KHARAT.
 SHRI M. MADHAVAN.
 SHRI H. R. MEHTA.
 DR. R. B. MORE.
 SHRI S. R. PATKAR.
 SHRI P. S. PUPALA.
 SHRI P. H. VORA.

LIST OF MEMBERS OF THE EDUCATION COMMITTEE WHO HELD OFFICE ON 31st MARCH 1958

SHRI S. S. GAIKWAD, (Chairman).
 SMT. DEVIBEN S. DALAL.
 SHRI S. S. DESNAVI.
 SHRI GULAM NABI HAJI ABDUL REHMAN.
 PROF. SMT. CHARUSHEELA B. GUPTA.
 SHRI J. K. JOSHI.
 SHRI RAM JOSHI.
 SHRI G. B. KANITKAR.

*SMT. TARA P. KHER.
 SHRI S. D. PALEKAR.
 *SMT. LILYBEN A. PANDYA.
 SHRI G. T. PARMAR.
 SMT. TARA G. REDDY.
 *SHRI P. S. REDKAR.
 SHRI JIVRAJ B. SHAH.
 SHRI S. S. VARDE.

Shri P. R. Nayak, M.A., I.C.S., held the post of the Municipal Commissioner up to 14th July 1957 and was on leave from 15th July 1957 to 14th August 1957. He resigned his post of Municipal Commissioner from 15th August 1957.

Shri V. L. Gidwani, M.A., I.C.S., acted as Municipal Commissioner from 15th July 1957 to 14th August 1957 and held the office from 15th August 1957 to 31st March 1958.

Shri J. K. Daruvala, B.A., (Hons.), A.S.A.A., A.C.A., J.P., held the post of the Deputy Municipal Commissioner (General) throughout the year.

Shri S. M. Y. Sastry, M.A., B.L., held the post of the Deputy Municipal Commissioner (Improvements) throughout the year except for the period from 16th May 1957 to 13th July 1957 when he was on leave. Shri I. N. Mehta, B.A., acted as Deputy Municipal Commissioner (Improvements) during the period.

Shri H. T. Sadhwani, B.Sc., LL.B., I.A.S., held the post of the Deputy Municipal Commissioner (Suburbs) throughout the year.

II—HEADS OF DEPARTMENTS

Shri G. V. Damle, G.D.A., A.C.A., continued to officiate as Chief Accountant upto 16th October 1957 and was permanently appointed to that post from 17th October 1957 and continued to be in the post till the end of the year.

Dr. V. V. Puri, M.B., B.S., D.P.H., D.T.M., held the post of the Executive Health Officer from 1st January 1957 upto 31st October, 1957. Dr. G. N. Kowshik, M.B., B.S., B.Hy., D.P.H., was appointed as Acting Executive Health Officer from 1st November, 1957 and continued to hold the post till the end of the year.

Smt. Kapila K. Khandvala, B.A., B.T., (Bom.), M.A., (U. S. A.), held the post of the Education Officer throughout the year except for the period from 24th December 1957 to 15th January 1958 when she was on leave. During her absence Shri M. P. Shah, B.Sc., B.T., T.D. (Lond.), Superintendent, Municipal Gujarati and Aided Schools, officiated as Education Officer.

Shri S. G. Vengsarkar, M.D., F.C.P.S., held the post of the Dean, K. E. M. Hospital and Seth G. S. Medical College except from 20th January 1958 to 18th February 1958 when he was on leave.

Shri N. V. Modak, C.I.E., BE., M.I.E., M.I.C.E. (Lond.), F.R.San.I continued as Special Engineer upto 21st March 1958 and as Consulting Engineer from 22nd March 1958.

Shri I. N. Mehta, B.A., held the post of Assessor and Collector throughout the year except for the period from 16th May 1957 to 13th July 1957 when he was promoted to act as the Deputy Municipal Commissioner (Improvements). During his absence Shri B. G. Jadhav, Deputy Assessor and Collector (Suburbs) acted as Assessor and Collector.

Shri M. G. Pradhan continued to be on foreign service and the office of the Chief Officer, Fire Brigade was held by Shri S. G. Vengsarkar throughout the year.

Shri F. D'Souza, B.E., held the post of the Controller of Stores except from 22nd May 1957 to 20th July 1957 during which period he was on leave. During his absence Shri K. A. Mehta, Deputy Controller of Stores (Tech.) looked after his work.

Shri B. G. Desai, B.A., LL.B., held the post of the Solicitor to Corporation upto 29th July 1957 when he retired from Municipal service due to superannuation. Shri P. D. Dalal was appointed as Ag. Solicitor to Corporation on 30th July, 1957 and he continued to hold the post till the end of the year.

Smt. F. A. Irani B.A., (Hons.), LL.B., D.S.S.R., held the post of Labour Officer throughout the year except from 18th December 1957 to 6th January 1958 during which period she was on leave.

Dr. L. M. Hira, G.B.V.C., M.R.San.I., who held the post of Superintendent of Markets upto 21st March 1958 suddenly expired on 22nd March 1958 of heart failure. The post of Superintendent of Markets remained vacant from 23rd March 1958 onwards.

Dr. V. M. Desai, D.D.S., F.D.S., R.C.S. (England), F.I.C.D., F.A.I.D., who held the post of Dean Nair Hospital Dental College expired on 12th June 1957 after a brief illness and Dr. H. D. Merchant, D.M.D. F.I.C.D., was appointed as Acting Dean from 14th June, 1957 and continued to hold the post till the end of the year.

Shri V. G. Sabnis, B.E., held the post of Election and Town Duty Officer throughout the year except from 29th June 1957 to 14th August 1957 during which period he was on leave. Shri Sabnis was also in charge of the Mahatma Gandhi Memorial Olympic Swimming Pool from 1st April 1957 to 28th June 1957.

Shri K. F. Golwalla was appointed as Part-time Manager of the Swimming Pool from 1st September 1957 and he continued to hold the post till the end of the year.

The following officers continued in their respective appointments throughout the year.

Shri J. D. Daroga, M.Sc., (Eng.), B.E., M.I.E., A.M. INST. I.C.E., A.M.I. (Mech.), I., M.I., P.H.E., L.I.C. (Lond.) as Hydraulic Engineer.

Shri K. B. Carnac, B.E., M.I.E., M.I.C.E., as City Engineer.

Shri V. L. Ghangurde, B.Sc., B.E. LL.B., as Estate Agent and Land Manager.

Shri R. V. Abreau, B.Sc., B.E. (Civil), M.I.E. (India) as Senior Assistant Engineer (Vaitarna-cum-Tansa Scheme and Master Plan Works).

Shri R. V. Damania, B.Com., G.D.A., A.S.A.A., as Municipal Chief Auditor.

Dr. L. Monterio, M.D., as Dean and Superintendent, the Topiwala National Medical College and B. Y. L. Nair Charitable Hospital.

Dr. S. V. Joglekar, M.S., F.C.P.S., as Superintendent, Municipal General Hospital, Sion.

Shri C. K. Patel, M.A., LL.B., as Superintendent of Licences.

Shri G. S. Hegde, B.Ag., as Superintendent of Gardens.

Shri N. A. Mistry, M.A., as Public Relations Officer.

Shri S. R. Guru, as Ward Officer.

Shri N. V. Naik, G.D.A., as Test Audit Officer.

Shri P. C. Pandya, M.A., LL.B. (Bom.), M.P.A. (U. S. A.) as Organisation and Methods Officer.

Shri K. U. Mehta, B.A., (Hons.) was appointed additional Organisation and Methods Officer (from 10th February 1958).

Shri S. D. Nadkarni, B.A., (Hons.) was appointed as Additional Organisation and Methods Officer (from 10th February 1958).

Shri N. M. Haeems, B.A., as Chief Inspector, Shops and Establishments. He looked after the administration of Theatre Tax also.

Shri S. G. Tolat, B.A. (Hons.) as Manager, Municipal Printing Press.

Dr. S. C. Upadhyaya, M.A., LL.B., Ph.D., as Curator, Victoria and Albert Museums.

Shri U. G. Rao, B.A., as Editor, "The Bombay Civic Journal".

Smt. M. R. Shah, B.A., M.Ed., Ph.D. (Lond.) as Research Officer.

Shri S. W. Apte, M.A., Dip. Lib., as Chief Librarian.

III.—FINANCIAL

(000 Omitted)

According to the Budget Estimates the normal income, expenditure and deficit for the year were estimated at Rs. 10,32,13, Rs. 11,14,03 and Rs. 81,90, respectively. However the actual income realised was Rs. 10,95,74 (including transfer of Rs. 40,36 from B. E. S. & T. Fund) and the expenditure incurred was Rs. 10,72,54 resulting in a surplus of Rs. 23,20 at the end of the year.

The actual income during the year, *viz.*, Rs. 10,55,38 (exclusive of Rs. 40,36 transfers from B. E. S. & T. Fund shows an increase of Rs. 47,51 with that of the previous year, *viz.*, Rs. 10,07,87 (exclusive of transfers from B. E. S. & T. Fund). There are increases amounting to Rs. 53,87 in aggregate, counterbalanced by decreases amounting to Rs. 6,20. The main increases were under General Tax Rs. 22,99; Grant-in-aid of fees for music etc., Licences, etc., Rs. 1; interest and profit on investments of surplus loan and other balances Rs. 2,61. Receipts from Municipal Civic Journal Rs. 3; Receipts from M. G. M. O.S. Pool Rs. 10; Water Works Rs. 18,32; Public Health Rs. 18; Street Cleansing, etc., Rs. 2,15; Road S. W. Drains Rs. 3,94; Mechanical Rs. 3; Fire Brigade Rs. 1,04; Licensing Rs. 1,46; Markets Rs. 49; Contribution from Capital Funds Rs. 36 and Transfer from B. E. S. & T. Fund Rs. 16.

The actual expenditure for the year, *viz.*, Rs. 10,72,54 shows an increase of Rs. 80,47 over that of the previous year, *viz.*, Rs. 9,92,07. There were increases in expenditure under certain heads, gross increases for the year being Rs. 83,23 counterbalanced by decreases of Rs. 2,76. The main increases were under General Supervision Rs. 3,19; Water Works Rs. 18,39; Public Health Rs. 5,72; Medical Relief Rs. 1,36; Street Cleansing Rs. 6,59; Roads, S. W. Drains Rs. 24,73; Mechanical Rs. 18; Buildings Rs. 12,02; Fire Brigade Rs. 32; Licensing Rs. 1; Gardens Rs. 39; Contribution to Budget B Rs. 78; Contribution to Budget D Rs. 73; Contribution to Budget E Rs. 1,94; Contribution to Budget F Rs. 4,40; and Dearness Allowance Rs. 2,48. The main decreases were under Museums and Libraries Rs. 6; Markets Rs. 66; Provident Fund Rs. 1; U. I. P. Tax Rs. 3; Grant-in-Aid Rs. 1,89 and Rent of Buildings etc., Rs. 12.

The incidence of taxation per head for the year Rs. 39.19 nP. against Rs. 37.21 nP. for the preceding year.

The net unencumbered surplus cash balance on 31st March 1958 (including the minimum required by law) was Rs. 18,17 against Rs. 92,92 on 31st March 1957.

The balance of Stock, including surplus and on 31st March 1958 was valued at Rs. 2,66,48 against Rs. 1,57,45 at the close of Stores in hand 1956-57 showing an increase of Rs. 1,09,03.

The total amount of grants (including Renewed and Additional grants) was Rs. 13,72,25 while the expenditure amounted to Rs. 10,72,54 leaving an unexpended balance of Rs. 2,99,71. Out of this, grants aggregating Rs. 2,05,01 including Rs. 54,03 for earmarked provisions pertaining to the years 1956-57 and 1957-58 are reserved for being renewed for expenditure in 1958-59 while Rs. 94,70 are treated as savings. If Rs. 54,03 are excluded, the normal renewal amounted to Rs. 1,50,98 as against Rs. 1,95,09 for the previous year.

Additional grants sanctioned during the year aggregated to Rs. 1,20,45 including Rs. 22,43 for specific and earmarked provisions against Rs. 1,51,79 in 1956-57 which included Rs. 93,86 for earmarked provisions.

The expenditure on Capital Works during the year amounted to Rs. 2,58,30 against Rs. 7,56,46 provided for in the Revised Estimates under this head.

During the year loans amounting to Rs. 3,27,86 were raised, *viz.*, Rs. 1,00,00 from Government of India through Government of Bombay for Vaitarna-cum-Tansa Scheme on terms of seven equated instalments at 4 percent. interest per annum, Rs. 1,14,11 from the Public at 4½ per cent. with 12 years' currency and Rs. 1,00,000 internally at 4½ per cent. with 25 years' currency, and Rs. 13,75 were taken from Special Funds to finance the expenditure on Plant and Machinery.

Reduction of Debt during the year amounted to Rs. 63,28. The loan liabilities of the Corporation at the close of the year stood at Rs. 36,05,90. The total Sinking Fund required upto 31st March 1958 was Rs. 6,83,00 but the actual value was Rs. 6,89,14 as under :—

	Rs.
Public Securities of the Market value of	6,86,22
Interest accrued on the above securities upto 31st March 1958 ...	2,92
	6,89,14
Total ...	6,89,14

A comparison of the net revenue and net expenditure for 1956-57 and 1957-58 is made below in accordance with the Standing Committee Resolution No. 12212, dated the 3rd February 1952 :—

Particulars.	1956-57.	1957-58.
	Rs.	Rs.
Net revenue after deducting refunds, drawbacks and charges in respect of assessment and Collection and granting of refunds :		
General Tax	3,80,57,723	4,02,89,633
Town Duties	88,86,128	87,82,526
Music, etc., Licenses	10,214	11,452
Returns from Property and Miscellaneous	44,34,816	46,81,610
Water Works	22,70,580	22,65,041
Street Cleansing and Conservancy, Road Watering and Halalkhore ServiceDr. 79,13,820	Dr. 83,62,379
Wheel Tax and Tolls	44,69,345	45,42,764
Fire Tax	2,03,600	2,76,118
Markets and Slaughter Houses	20,34,476	21,11,094
Licensing and Removal of Encroachments, etc., and Theatre Tax	24,55,164	25,99,693
Contribution from Capital Funds to Revenue on account of Loan Works Staff	3,93,367	4,34,802
Extraordinary Receipts :—		
Interest on Net Premia Fund and excess on Sinking Fund	4,25,037	1,74,477
Rebate from Government on account of Collection of U.I.P. Tax in the City	2,41,621	2,07,724
Transfers from the B. E. S. & T. Fund under Section 460KK(2)(b) and LL(1)(d) of the Bombay Municipal Corporation Act	40,20,110	40,36,488
	5,99,93,366	6,20,51,043
Net Expenditure after deducting Receipts		
General Superintendence	14,41,682	15,93,927
Education (Primary)	1,09,37,927	1,11,32,141
Museums and Libraries	97,787	91,890
Public Health	33,07,723	38,62,371
Medical Relief and Education	1,07,68,660	1,09,23,819
Roads, S. W. Drains (including public lighting)	73,11,108	94,73,322
Mechanical	93,926	1,09,492
Buildings, Land Acquisition and Management	2,87,859	16,59,052
Gardens and Open Spaces	6,43,880	6,86,459
Miscellaneous	9,24,183	9,85,533
Contribution towards Improvements Schemes	43,75,170	44,52,856
Provident Fund, Pensions, Gratuities, Compassionate Allowances	22,84,484	22,83,240
Urban Immoveable Property Tax on Municipal Properties	9,719	6,519
Dearness Allowance	89,36,918	91,85,244
Grant-in-aid to Public Institutions	12,74,764	10,86,099
Rent of Buildings requisitioned for housing Municipal employees of essential services since derequisitioned by Government	9,843	Cr. 1,886
Contribution to Budget 'D'	16,87,867	17,60,470
Contribution to Budget 'F'	4,40,110
	5,43,93,500	5,97,30,628
Surplus ...	55,99,866	23,20,415
Total ...	5,99,93,366	6,20,51,043

IMPROVEMENT SCHEMES

General Account

(000 Omitted)

According to the Budget Estimates 'B', the Income, Expenditure and deficit for the year were estimated at Rs. 1,33,30; Rs. 1,33,85 and Rs. 55 respectively. On closing of the Accounts, the position of the Income was Rs. 1,30,98 Expenditure Rs. 1,23,97 resulting in a surplus of Rs. 7,01.

The actual income for the year, viz., Rs. 1,30,98 shows a net increase of Rs. 8,52 over that of the preceding year, viz., Rs. 1,22,46. This is made up of increase in Contribution from Municipal Corporation Rs. 78; Grant-in-Aid for meeting the deficit in the General Account Rs. 9,56; Interest and Profit on Investment Rs. 29, counterbalanced by a decrease of Rs. 1,45 under Rent and Other Proceeds of Properties and Rs. 67 under Miscellaneous Receipts.

The actual expenditure for the year viz., Rs. 1,23,97 shows a decrease of Rs. 3,05 on that of the previous year viz., Rs. 1,27,02. This is due to decrease of Rs. 3,99 under Maintenance of Properties and streets, counterbalanced by Rs. 94 under Debt Charges.

Capital Account

The expenditure on Capital Works during the year amounted to Rs. 24,40. A loan of Rs. 27,38 was raised during the year for the repayment of Rs. 40 lakhs loan raised during 1919. Reduction of Debt during the year amounted to Rs. 54,03. The Liabilities of the Improvement Schemes at the close of the year stood at Rs. 14,79,89. The total Sinking Fund required upto 31st March 1958 was Rs. 5,66,65 but the actual value was Rs. 6,34,09 as under :—

Public Securities of the Market value of	Rs. 6,32,25
Interest accrued on the above securities upto 31st March 1958.	1,84
				6,34,09

Capital Account—Slum Clearance (City)

The opening balance on 1st April 1957 was Rs. 1,69. A loan of Rs. 20,00 was raised for meeting the expenditure on Slum Clearance Schemes in the City. In addition, a sum of Rs. 10 was transferred as revenue surplus from General Account and a sum of Rs. 9,51 was received from Government. The total receipts available for expenditure amounted to Rs. 31,30 against which the expenditure incurred during the year including discount and other charges on loan, amounted to Rs. 5,18 leaving a balance of Rs. 26,12 in the Capital Account—Improvement Schemes—Slum Clearance for the City.

Capital Account—Slum Clearance (Suburbs)

The opening balance on 1st April 1957 was Rs. 6,52. A contribution of Rs. 7,62 was made from Budget 'D' as sanctioned under G. R. No. 1193 of 19-11-1956. Thus the funds available for expenditure were Rs. 14,14. As however, an amount of Rs. 4 is payable as accrued interest, the net balance at the end of the year was Rs. 14,10 as no expenditure was booked during the year on schemes.

Education Fund

The income for the year was Rs. 1,71,71 made up of Rs. 1,29,73 being contribution from Budgets 'A' and 'D', Rs. 30,93 being Grant-in-Aid from Government for Primary Education for the City and Suburbs and Rs. 11,05 Miscellaneous Receipts. The expenditure was Rs. 1,77,80.

IV.—ASSESSMENT AND COLLECTION

The rates of taxation remained the same as in the preceding year. The total number of properties during the year was 55,040. Out of these properties, 51,692 were assessed to general tax, 2,222 were exempted and 1,126 were Municipal properties exempted from general tax. The number of single room tenements double room tenements and flats was 2,69,759, 80,637 and 62,049, respectively, against 2,72,273, 76,259 and 59,565 in the preceding year.

The rateable value of all properties on the 31st March 1958, was Rs. 26,64,32,986 against Rs. 25,74,42,662 and Rs. 25,20,61,126 in the previous two years. This gives a rate of Rs. 114.55 nP. per head of population against Rs. 110.68 nP in the preceding year.

The total number of vehicles and animals taxed during the year (including those taxed under the Public Conveyance Act, of 1890) was 49,968.

For the property taxes and wheel tax, 1,18,739 and 1,27,205 bills were, respectively, issued during the year. The amounts collected against the total demands of Rs. 952.70 lacs and Rs. 64.00 lacs for property taxes and wheel tax, respectively, were Rs. 744.42 lacs and Rs. 43.56 lacs which work out to 78.14 and 68.07 per cent. of the respective demands. The percentage of the total recovery to the total net demand works out to 77.50. The total outstanding at the end of the year was Rs. 228.72 lacs, the details of which are shown in the body of the report under the "Particulars of Outstandings."

The total amount of exemption from general tax allowed to different properties during the year was Rs. 33.57 lacs against Rs. 32.56 lacs in the preceding year. The increase was due to the increase in the rateable values.

Claims received for drawback and refund were 10 and 3,948, respectively, against 33 and 4,998 in the previous year. Of these, only 6 and 3,173 respectively, were admitted, involving an amount of Rs. 971.54 and Rs. 5,14,853.66, respectively.

1,343 complaints were received against revised assessment during the currency of the year and 1,088 against the original assessment. There were 13 appeals against rateable values.

V.—TOWN DUTIES AND ELECTIONS

The gross realizations from Town Duties amounted to Rs. 116.74 lacs as against Rs. 119.08 lacs in the previous year. The net revenue during the year amounted to Rs. 94.91 lacs as against Rs. 97.59 lacs in the preceding year, refunds being Rs. 22.26 lacs as against Rs. 21.49 lacs in the preceding year. The fees for stamping Sugar bags, Tea cases, etc., amounted to Rs. 89,818 as against Rs. 1,05,331 in the preceding year.

In view of Government Notification, dated 7th January 1957 fixing the 14th May 1957 as the day of retirement of the Councillors, the Municipal Commissioner with the previous sanction of the State Government fixed 9th May 1957 as the day of Poll and 18th April 1957 was fixed as the day of Election for all the Wards in the City. 390 nominations were received during the prescribed period, out of which 68 were subsequently withdrawn, one was rejected by the Municipal Commissioner, leaving 321 nominations for contesting 131 elective seats for the whole of Greater Bombay.

The relevant provisions of the Bombay Municipal Corporation Act were amended with a view to prohibiting hiring of vehicles for carrying voters, canvassing for votes in and near Polling Stations and use of loud speakers etc. These were brought into force for the first time for the General Elections 1957. The use of indelible ink to prevent impersonation cases was also introduced for the first time in the Elections.

236 Polling Stations were constructed all over Greater Bombay—211 in Wards 1-41 and 25 in Wards 42-44 (i.e., Extended Suburbs) as against 62 Polling Stations constructed in the year 1952. The number of voters in Wards 1-41 was 15,10,584 and 97,526 in Wards 42-44. A staff consisting of 11,572 superior and 2,603 labour drawn from Municipal, State and Central Government etc., departments in the City was employed on the day of Poll.

The percentage of voting in Greater Bombay was 45.59 and 36.45 for the Extended Suburbs respectively.

The work of counting of votes was done on the same day immediately after the Poll unlike on subsequent days during previous elections and the result of the Poll was declared on the 11th May 1957.

Four Election Petitions were filed in respect of Wards 26 (Naigaum), 30 (Worli) 36 (Bandra West) and 42 (Malad Goregaon) challenging the validity of the elections on various grounds. The petitions are pending in the Court of the Chief Judge, Small Causes, Bombay.

VI.—VAITARNA-CUM-TANSA SCHEME.

Major Works in Progress.

Brief description of the Vaitarna-Cum-Tansa Scheme Works.

Major works carried out under the Vaitarna-cum-Tansa Scheme such as Tunnels, Dam, Pipe-line and the important features of the Scheme and Master Plan Works are briefly enumerated in the Part I of the Administration Report.

A brief report of the works carried out during the year 1957-58 is as under :—

Vaitarna Dam.

Tainter Gates.—The erection of the last gate and Electrical indicating equipment was completed. Thus, all the eight gates have now been erected.

Undersluices.

Main Gates.—Erection of the hoisting mechanism was completed.

Emergency Gates.—The erection of the gate and the hoisting mechanism was completed.

Stop Logs and Goliath Crane.—The remaining work of erection of built-in-parts and stop-logs and laying of rail track for the Goliath Crane was completed.

Power House.—The Municipal-owned Power House was not in operation during the year due to the completion of the Dam Work. It was run for about 2 hours a day to keep the machinery in working order. Offers for the purchase of these sets and accessories were received from the U. P. Government and the Bombay State Electricity Board and negotiations were in progress. Electricity required for the Vaitarna Camp and other works was made available by running two small generating sets.

Permanent Power House.

Diesel Generating Sets.—The sets have been erected and will be put into commission as soon as the licence is received.

Power House Structure.—The work of construction of the permanent Power House and the Control Power Structures was completed.

Various wiring works at Vaitarna.—The various works of wiring and lighting at Vaitarna viz., Lighting the streets in the Camp area, Lighting on the top of Dam etc., were in progress.

Tunnels.

Tunnels.—About 24,370 million gallons of water were transferred from the Vaitarna Lake to Tansa Lake through the tunnel during the year under report.

Embankment and Pipe Line.

The work included in the I Stage—approximately 19 miles of 96" diam. and small lengths of other diameter pipe lines—was completed in April 1955. The works comprising the II Stage—about 19 miles of 96" diam. pipe line and that forming a part of the III Stage—6½ miles of 96" diam. Pipe Line were completed during the last year (1956-57). The remaining work of 3 miles pertaining to the 96" diam. Pipe Line in the III Stage was completed. The work of laying 120" diam. Pipe-line under the III Stage was in progress.

Civil Engineering Works for 120" diam. 6½ miles Pipe Line.—The works were in progress and about 28 per cent. of the total work was completed during the year.

The Chlorination Plant at Powai.—The bulk of City's water supply will be treated at this control point. The plant has been designed for treatment either by the Chlorine or the Chloramine method. The latest devices for automatic regulation of doses have been installed at the plant so as to ensure a uniform dose of Chlorine. The work of erecting the generating sets and other equipment was completed during the year.

General Remarks.

Out of about 48 miles of the pipe line put into commission, a length of about 30 miles has been handed over for maintenance to the Hydraulic Engineer.

Land Acquisition.

Out of the total area of 3,995 Acres involving 673 holdings of private, Inam and Government (Revenue and Forest) lands acquired for the major scheme works, awards of compensation amounting to Rs. 7,28,921.75 nP. in respect of 507 holdings of private and Inam lands have been declared by the Acquiring Officers. An area of 35 gunthas and 4 Annas of Government land in 2 cases has been transferred to the Municipality on payment of occupancy price. Regarding the acquisition of lands for the work of laying 97" dia. pipe-line from Powai to Mahim, awards of compensation amounting to Rs. 28,514.72 nP. in respect of 41 holdings of private lands have been declared by the Acquiring Officers. Further proceedings are in progress.

General.

The various amenities provided at the Vaitarna Camp functioned satisfactorily.

Ten Rain Gauging Stations were established in the catchment area at Vaitarna to collect the data of rainfall.

Tansa Dam:—The work of providing mass concrete aprons, and retaining walls was completed. The other departmental works in connection with the Tansa Dam were in progress.

Improving the Distribution System in the City.—During the year under report the following works were in progress:—

- (1) The work of fabricating and transporting to site inlet mains of various sizes and specials.—The cost of the work carried out during the year was Rs. 3.22 lakhs.
- (2) The work of laying 72" > 57" inlet main to the Malabar Hill Reservoir—The cost of the work carried out during the year was Rs. 8.32 lakhs.
- (3) The work of laying 57" > 48" inlet main to the Bhandarwada Hill Reservoir—The cost of the work carried out during the year was Rs. 10.45 lakhs.

Master Plan for the Distribution of water supply to the Greater Bombay Area.—The Corporation under their Resolution No. 1580, dated the 14th March 1956 have accorded sanction to the Master Plan for the distribution of water supply to Greater Bombay at an estimated cost of Rs. 7.52 crores. The works will be spread over a period of 10-12 years under a programme of priorities in 3 periods of 3, 4 and 5 years respectively.

Steps are being taken to prepare the sites for the proposed Rowli Hill, Powai Hill, Golanji Hill and Pali Hill Reservoirs. Site for the Worli Hill Reservoir was prepared.

VII—CITY ENGINEER'S DEPARTMENT

I—PLANNING BRANCH.

(1) (i) The Architectural Planning Branch prepared in all 802 plans and 71 detailed estimates costing Rs. 2,49,31,113.

Schools.—Plans and estimates for construction of 7 school buildings at (a) Haines Road junction Dr. Annae Besant Road, (b) Plot No. 150-153, Sion estate, (c) C.S. No. 94, Elphinstone Road, (d) Jayantilal Vaishnav School, Chatkopar, (e) Rajabali Tank Santa-cruz, (f) Maratha Hospital, Cannought Road and (g) Gokhale Road, South opposite

Police Station were prepared. Plans revised estimates and tenders were invited for modifications to existing school buildings at Dharavi, Pali Hill Bandra and Chowpatty Market.

(ii) **Medical Relief.**—Plans and estimates amounting to Rs. 55,72,972 were prepared for construction of new buildings or extension to existing ones at Municipal General Hospital, Sion, K. E. M. Hospital Parel; R. P. T. B. Hospital, Sewree; T. N. M. College and Maternity Home at Cadell Road.

(iii) **Fire Brigade.**—Plans and estimates were prepared for the work of construction of Fire Brigade Station at Vikhroli.

(iv) **Municipal housing.**—Plans and estimates were prepared for constructing (a) staff quarters in the compound of Central Fire Brigade Station, Byculla, (b) houses for the displaced persons from the house collapses in the city and the Squatters' Colony at Vikhroli. (c) 76 tenements at Sukhalaji street, (d) Staff quarters for Nair Hospital, Clerk Road. (e) Housing Unit for officers at plot No. 172, Sion Matunga Estate.

(v) **Gardens.**—Plans and estimates were prepared for the construction of a garden and recreation centre at Sion hill.

(vi) **Lay-outs.**—Plans and estimates were prepared for lay-out for the newly acquired site at Vikhroli for housing the squatters.

(vii) **Miscellaneous.**—Models of Raja Baldevdas Kreedra Kendra at Chowpatty and a market at Worli Neighbourhood were under preparation. Besides, plans were prepared for an open air theatre opposite Bombay Glass Works, Dadar, (b) Rest house at Vaitarna to be used as holiday resort, (c) Municipal power laundry to be erected at Katrak Road, and (d) Industrial estate to be developed at Bapty Road.

(2) (i) The planning Branch for civil and general works prepared in all 450 plans and 107 estimates costing about Rs. 87 lakhs. 145 estimates for works prepared in the previous years were revised, the cost being Rs. 77 lakhs.

(ii) **Roads.**—Among road-projects undertaken may be mentioned those at (a) King Edward Road between Parel Tank Road and Tokersi Jivraj Road, (b) 30 feet road from Sewree station road to Jakaria Bunder Road, (c) Road No. 26B, Sion Matunga Scheme No. 57, (d) Road No. 30 from Golanji Hill Road to King Edward Road, (e) 100 feet Road from Matunga Labour Camp to Dharavi Road and (f) Widening of Ghatkopar Mahul Road from Chembur Railway Crossing to Sion Trombay Road.

(iii) **Storm water drains and sewers.**—Several schemes were prepared for providing storm water drains. Important works among these are to be constructed in (a) Town Planning Scheme No. 4, Bandra, (b) Construction of treble-barrelled drain between Bellasis Pipe Depot and Arthur Road Bridge, (c) Widening the existing open channel from Race Course, Mahalaxmi to Love Grove Pumping Station.

(iv) **Sewers.**—Several proposals were considered and estimates prepared, the important ones referred to provision of (a) 15"-18" diameter pipe sewers in Narsee Natha Street and (b) a gravitation sewer along Reay Road.

(v) **Miscellaneous.**—Several other engineering projects of the miscellaneous nature were investigated. Some of the important were (a) the construction of sea wall for reclamation of land opposite "Oomer Park", Bhulabhai Desai Road, (b) Construction of bridge at Malad Marvey Road and (c) Widening the Ghodbunder Road from Andheri Naka to Oshiwara.

Slum Clearance

(3) (i) The pilot scheme at Kamathipura was in progress. The compulsory acquisition orders in respect of the housing areas approved by the Corporation on 18th December 1956 became operative on 23rd May 1957. The Government of Bombay by their notification in the Bombay Government Gazette dated the 19th September 1957 and 25th February 1958 directed the Special Land Acquisition Officer, Bombay, to start acquisition proceedings for handing over the possession of properties in two clearance areas, and this work was in progress.

(ii) A comprehensive programme of Slum Clearance costing Rs. 1,59 lakhs proposed under the Government of India's subsidised slum clearance scheme for construction of 2342 tenements at 9 sites in the City and suburbs was finalised and submitted for sanction. The financial assistance from the Central and the State Government for the execution of this programme is in a shape of loan to the extent of 50 per cent. of the cost of tenements, 25 per cent. subsidy from the Central Government and 12½ per cent. from State Government, the balance 12½ per cent. is to be provided by the Corporation as subsidy.

(iii) Tenders for the work of improving the existing sewage system in Kamathipura area were received and submitted for sanction.

(4) **Survey of old buildings.**—The survey undertaken in the previous year was completed. In all 24,376 buildings 4,539 huts were inspected during the survey. The statistical data obtained was being finalized for submitting the same to the corporation.

II.—CONSTRUCTION BRANCH

(5) **Provision of funds and expenditures.**—In addition to an amount of Rs. 373 lakhs provided in the Loan Works Budgets A, B and E for the construction works, exclusive of housing projects, an amount of Rs. 15 lacs was appropriated from the Surplus Cash Balance for financing the Capital Works.

(6) The expenditure incurred during the year on the construction of (i) administrative buildings, (ii) School buildings (iii) markets, (iv) hospitals and maternity homes, (v) storm water drains, sewers, sewage pumping stations and Purification Works amounted to (i) Rs. 11,37,652 (ii) Rs. 26,18,248 (iii) Rs. 30,364 (iv) Rs. 23,88,772 (v) Rs. 20,53,628 respectively. Works estimated to cost Rs. 1,45,16,257 were in progress and the expenditure booked against them amounted to Rs. 63,51,207.

(7) **Building construction.**—A scheme for establishment of Industrial Estates at (i) Bapty Road Yards, (ii) Chembur-Kurla, (iii) Nari Seva Sadan, Opposite Bombay Agra Road and (iv) Halpada, Kurla was approved.

(8) **Sewers, Pumping Stations and Purification Works.**—Most of the works falling under the first stage of the sewage plant at Love Grove, for giving primary treatment to 60 out of 90 m. g. p. d. of dry weather flow of sewage from the southern and central parts of Bombay were completed at a cost of Rs. 36,94,076.

A beginning was made towards remodelling the sewerage system of Colaba, which is approved under C. R. No. 384, dated the 14th September 1956.

Further, works of improving the sewerage system in various other parts of the City were either undertaken or completed.

(9) **Storm water drains.**—Works of providing storm water drains in (i) Tulsi Pipe Line Road between Fergusson Road and Haines Road, and (ii) in Lamington Cross Road were in progress. The work of laying S. W. Drains opposite Dadar Police Station was completed.

(10) **Covering open drains.**—Open channel drains in four different parts of the City were covered and tenders in respect of one were invited.

(11) **Roads, footpaths and bye-lanes.**—(i) Due to acute shortage of cement it was decided to treat the surfaces of roads with asphaltic concrete or by semi-grouting. Work of permanent construction of half width of Tulsi Pipe Road between Delisle Road and Fergusson Road was completed. The works of permanent construction of Globe-mill passage, semi-grouting the private Street off Hains Road and permanent construction of Dadar Gully were in progress during the year.

(ii) Work of providing 5' wide footpath at Gibbs Road was sanctioned to be carried out departmentally. Works on permanent construction of 26 bye-lanes were either completed or in progress at the close of the year.

(iii) Nine traffic islands were constructed and work of construction of two was in progress.

(12) **Miscellaneous.**—(i) Work of improving the traffic conditions at the junction of Hughes Road, Pedder Road and Gowalia Tank Road (East and West) was completed thereby relieving congestion at Kemp's corner.

(ii) Reconstruction of storm water outfall No. 4 which was started during the previous year was completed.

(iii) Work of providing 1700 feet long water bound road, 18 feet wide, and the parapet wall at the new pumping station at Love Grove was nearing completion.

(iv) Work of interconnecting the existing sewers to Matunga Pumping Station was started.

(v) Work of waterproofing the surfaces of walls and floors and providing venetian Mosaic tiles etc. at Mahatma Gandhi Olympic Swimming Pool, Shiwaji Park was completed.

(vi) Work of constructing 775 feet long sea wall at Worli was completed, total length constructed being 2350 feet.

(vii) The work of cutting high lands at Slon, Scheme No. 6, was completed by contract while that at Sewri, Scheme No. 57, and Worli Scheme No. 58, was in progress.

(13) **Private major works.**—The work of diversion of storm water drains sewer and construction of road etc. in connection with the remodelling of Churchgate Railway Station which was started by contract last year was still in progress. The progress was hampered due to the presence of obstruction such as utility services, compound wall etc. The cost is to be met from the deposit paid by the Railway.

(14) **Municipal housing.**—(i) Total number of tenements constructed during the year was 1,032, the total expenditure incurred being Rs. 36,16,099. Total amount provided for the scheme was 82,57,194.

(ii) Though supply of cement was fairly satisfactory, position as regards the supply of steel continued to be precarious. There was no favourable reply to the representation made to Central Government for sanctioning a special 'Ad hoc' quota of cement and steel for Housing works. The number of tenements actually constructed was therefore far short of the target of constructing 4000 tenements annually. As an experimental measure 48 tenements were under construction with bamboo concrete of the Johnstone patented type, the Patentee himself having been given the contract for the work. Owing to financial and other difficulties he was not able to show good progress. No opinion could therefore be formed about the suitability of this material for residential buildings. Negotiations were in progress with some firms with regard to the possibility of manufacture of hollow bricks for being used for walls and floors. The question of using lime in building works was also considered and alternative quotations for lime were invited. The rates quoted by the Contractors were not however, favourable. Besides, as the cement supply position in the meanwhile improved, there was no point in calling for such alternative rates for lime work.

(iii) The major housing schemes which were either completed or in progress were (a) construction of dormitory at Naigaum (200 beds), (b) Slum Clearance at Dharavi Area, (c) Municipal staff housing at Gilder Lane and (d) Public housing at Sewri-Wadala. Appendices B-7 and B-8 show the progress so far made on the various housing works.

(iv) Major activities in the field of acquisition of land for housing were in the Suburbs where acquisition proceedings for acquiring the following sites were in progress

(a) Near Govandi Railway Station	54 Acres.
(b) Near Govandi Railway Station	60 Acres for squatters.
(c) Part of Survey No. 14, Chembur (Pannalal Silk Mill)	8 Acres.
(d) Khar Tank Road	About 8 Acres.

III.—MAINTENANCE OF BUILDINGS AND ROADS

(15) **Repairs to and maintenance of Municipal properties.**—All the Municipal buildings and other properties were maintained during the year. The upkeep and maintenance of the buildings was carried out partly by contract and partly by departmental agency. Repairs under 'New Works' and 'Special repairs' were carried out to various Municipal properties including Municipal school buildings according to the provisions available in the Budget. Out of the total expenditure, works to the extent of Rs. 9,70,126 were carried out departmentally and of Rs. 6,23,555 through out side agencies. The works of oil-painting, colour washing and white washing the Municipal properties were carried out from the provision of Rs. 75,000.

(16) **Roads and footpaths.**—The total length of roads in the City at the close of the year was 277.086 miles. Road surfaces of different types measuring 4,12,087 square yards were improved either departmentally or by contract. An area of 40,853 square yards of footpaths on 34 roads was asphalted. 650 works on behalf of private parties and 857 works for Municipal Departments were carried out in respect of roads and footpaths.

(17) 86 permits were issued for excavations in roads and footpaths. The trenches were repaired at a total cost of Rs. 11,13,918 which was borne by the parties concerned. The road opening fees recovered amounted to Rs. 1,726, 608 permits were issued for stacking building materials and putting up scaffoldings on roads or footpaths and the total receipts in this behalf amounted to Rs. 27,335. Ground rent recovered for occupation of roads amounted to Rs. 53,563.71. In addition an amount of Rs. 15,918 was realized from 408 permits issued for erecting mandaps, placing chairs, benches etc.

(18) **Street Lighting.**—(i) The total number of lamps in the City was 12,447 which exceeded the corresponding figure of the last year by 99. Details regarding the type of lighting, their candle power, energy consumed and the expenditure incurred on account of their maintenance are given below :—

Kind of Lighting		Candle power	Total consumption during the year.	Expenditure for lighting.
Gas	17,60,520	20,38,77,630 Cft.	Rs. 13,65,410
Electric	15,04,534	31,83,008 K.W.H.	10,30,775

(ii) As per previous agreement, an amount of Rs. 43,680 was paid to the Bombay Port Trust on account of lighting of wharves and roads in their charge by adjustment against the amount of General Tax due from them.

(iii) The statues of the late Sir Pherozeshah Mehta at Bori Bunder and the late Shri Vithalbhai Patel and Lokmanya Tilak at Chowpatty were provided with electric flood lights.

(19) **Traffic amenities.**—Traffic and channelising islands were provided as approved by the Traffic Advisory Committee at 9 road junctions. Quotations were invited for installation of automatic traffic signals at 7 more intersections. Plans and estimates for widening the Kennedy Bridge by providing footpaths on either side to ease traffic congestion were awaiting appropriate sanction.

(20) **The Asphalt Plant, Worli.**—The hot-mix asphalt plant and the Pegson mixer continued to work by contract labour. The total area of roads and footpaths repaired or renewed was 4,61,982 square yards out of which an area of 92,857 square yards of roads was renewed with 3" asphalt carpet by Messrs. Recondo Ltd. and an area of 40,853 square yards of footpaths was asphalted with 1/2 to 3/4" seal coat. 2658 tests were carried out at the Asphalt Plant Laboratory on different asphalt mixes.

(21) **The Crushers.**—The crushers at Sewri and Worli worked satisfactorily during the year. On account of heavy demand from Wards second shift was run at Worli Crushers from May 1957 to June 1957 and from November 1957 to February 1958, and at Sewri Crushers from December 1957 to February 1958. The total out-put of the crushers was 15,813 brass.

(22) **Private streets.**—Out of 10 legal actions reported to be in progress in previous year 2 under Section 305 and 1 under Section 377 (1-A) were completed during the year. A new action was taken in the year thus bringing the total number of actions in progress to 8 at the end of the year. In addition to the abovementioned actions, one of special nature in respect of a private holding was taken in hand without resorting to sections 305 or 377 (1-A). Recoveries including interest and deposits, made during the year from house owners in respect of private street works carried out in the past and proposed to be carried out amounted to Rs. 33,614.04. Sixteen new cases were filed in criminal court under Section 471 which stood adjourned at the close of the year after several postponements. The Government passage known as "Dabholkar Passage", off Parel Tank Road was taken over for maintenance from the Government during the year.

IV.—MAINTENANCE OF DRAINS AND SEWERS.

(23) **Maintenance of drains and sewers.**—The work of repairs and alterations to drains and sewers including removal and replacement of manholes frames and covers, water entrances etc. was carried out as usual. The total mileage of the pipe sewers, ovoid sewers and storm water drains at the close of the year was 168.95, 18.59 and 123.26 miles respectively out of which 95.66, 6.17 and 10.35 miles respectively were cleaned during the year. 124 new street connections and 44 storm water connections were granted.

(24) **Water courses, catchpits and street connections.**—(i) All the water courses, catchpits, 14,159 water entrances (including perforated stoneware ones) and 1,35,149 street connections were cleaned during the year and 6,770 tons of silt was removed.

(ii) **Ventshafts and sluices.**—All the ventshafts, which numbered about 2,642, and 31 sluices on sewers and storm water drains were maintained and kept in working order.

(iii) **Storm water drains.**—The five main storm water channels were maintained and cleaned at a total cost of Rs. 10,068 and 1895 tons of silt was removed.

25. **Common house drains and house drains in private properties.**—The work of systematic cleansing of house drains was continued during the year. Special attention was paid to long lengths of common house gullies.

26. **Departmental and private works.**—Departmental and private works amounting to Rs. 77,194. were carried out during the year.

27. **House connections.**—The work of issuing requisitions against the house owners for rectifying the defects in house drain fittings was continued. 624 prosecutions were launched for non-compliance with these requisitions which resulted in 371 convictions. The total fines amounted to Rs. 3,949.55.

28. **Pumping and compressor stations, purification Works and Ejectors.**

(i) *Love Grove Pumping Station.*—Both the Pumping Stations at this plant worked satisfactorily during the year. The total quantity of sewage pumped was 32,095 million gallons. The quantity of silt removed was 3,512 tons and the screening 7,200 cft.

(ii) *Dadar Sewage Purification Plant.*—The plant worked satisfactorily during the year. About 5775.07 million gallons of sewage was received for treatment i.e., on an average of 15.82 million gallons per day of which 7.55 million gallons per day received complete treatment. The total quantity of gas generated during the year was 608 lakhs Cft. The amount realised by the sale of gas was Rs. 1.68 lakhs and by the sale of sludge manure was Rs. 388.

During this year a number of laboratory experiments were made for studying the feasibility of adopting 'Manchester Process' for removal of H₂S gas. The results have indicated that the process can be adopted for the purpose with advantage. Accordingly, steps are being taken to invite tenders for installing H₂S removal plant based on this process.

(iii) *Dharavi Purification Plant.*—During the year the plant worked satisfactorily. The total quantity of sewage treated during the year was 1780 Million gallons i.e., an average of 4.9 Million gallons per day. The total quantity of gas generated during the year was 154 lakhs cft. and the amount realised therefrom was about Rs. 35,085. The amount realised by the sale of sludge manure amounted to Rs. 340.

(iv) *Pumping and Compressor Stations.*—There are 13 sewage pumping stations, 7 major and 6 minor, and 4 air compressor stations in the City. Out of the 6 minor pumping stations, those at B. D. D. Chawl and Sewri Jackeria Bunder were closed down on 30th July 1957 and 2nd August 1957 respectively after diverting the sewers of these areas to the suitable main sewers. The remaining stations worked satisfactorily.

(v) *Ejectors.*—All the underground ejectors working on the compressed air functioned satisfactorily during the year. The Fergusson Road Air Compressor Station was closed and a new air compressor station was installed at Carrol Road.

(vi) *Sewage laboratory at Dadar.*—Samples of sewage and sludge gas from the Purification plant at Dadar, Dharavi, Love Grove and Khar were examined in the Laboratory during the year.

V.—PRIVATE BUILDING CONSTRUCTION.

29. **Applications for new construction works.**—In all 2,143 applications were received for erection of new buildings and for additions and alterations to the existing ones as against 2,176 during the previous year.

30. **Building construction.**—318 buildings were constructed by private enterprise during the year as against 332 during the previous year. Of these 138 were residential and 180 of non-residential type. Residential buildings constructed by Co-operative Societies and employers for their employees numbered 6 and 3 respectively. The numbers of one room, two room and larger tenements constructed were 308, 347 and 1592 respectively as against 119, 348 and 855 during the previous year.

31. **Enforcement of Building Regulations.**—8,156 notices were issued for repairs to or removal of unsafe structures under Section 354 of the Municipal Act as against 8,260 during the previous year. Out of these 6,400 were complied with and the remaining were pending at the end of the year. Under several other sections operated by the Building Branch, 11,026 notices were issued during the year. Further in all 1,404 prosecutions were launched against the house owners for non-compliance with the notices.

32. **Building collapses.**—88 buildings or portions thereof collapsed during the year as against 99 during the previous year. The total number of persons injured was 30 and killed 5.

33. **Removal of huts or walls of inflammable materials.**—Actions under Section 349 of the Bombay Municipal Corporation Act for removal of huts or walls of inflammable materials were taken and 561 notices were issued of which 502 were complied with and the remaining were pending at the close of the year.

34. **Removal of unauthorised works.**—Sanction of the Standing Committee was obtained in 353 cases for removal of unauthorised structures. In addition, there were 598 cases pending at the close of the year.

35. **Acquisition of set backs.**—An amount of Rs. 82,773.19 was spent on acquisition of set backs. The area of the set backs added to the road being 4,294 square yards.

36. **Projections on streets such as stallboards, weather frames etc.**—In all 1813 warning letters were served for removal of unauthorised projections. 529 projections were removed by the parties of their own accord and 2907 were removed departmentally. 323 stall board projections, 952 weather frame projections and 178 rolling shutters were allowed to be retained on payment of fees.

37. **Cement authorisations to private house owners.**—2401 applications were received and authorisations aggregating to 2811 tons and 19 cwts. of cement were issued.

38. **Complaints from public.**—4872 complaints regarding structural defects etc., were received. In 4705 cases necessary actions were taken and 167 cases remained pending at the close of the year.

39. **House numbering.**—The work of issuing and serving notices on the owners of properties in F Ward was taken in hand. The work of fixing number plates to the properties in F Ward was also started.

40. **General Observations.**—(i) Action for structural repairs to the buildings was taken wherever found necessary. The tenants, whenever they came forward, were also authorised under Section 499 to carry out repairs on failure of the landlords to comply with the Municipal notices.

(ii) Departmental action under Section 489 was taken in 21 cases, for pulling down unsafe portions of the buildings etc. in the interest of public safety. Expenditure on this account amounted to Rs. 7,622.00.

(iii) An amount of Rs. 192.84 was spent during the year to meet the irrecoverable expenditure in connection with removal of unauthorised structures and unsafe buildings in the City.

(iv) **Survey of old buildings.**—The work of surveying the old buildings with a view to determining their structural defects was completed. In all 24,376 buildings and 4539 huts were inspected of which 5081 residential and 1220 non-residential buildings were found dilapidated.

VI.—MECHANICAL BRANCH

41. (i) **Municipal workshop.**—6,220 jobs were completed during the year. Expenditure on departmental and private works amounted to Rs. 6,01,507 as against Rs. 5,34,362 in the previous year.

(ii) **Municipal foundry.**—Castings, cast iron man-holes, gratings, inspection chambers were manufactured and supplied to various departments. Total turn over at the sanctioned rates amounted to about Rs. 80,550.

(iii) **Refrigerator at Crawford market.**—Plant worked satisfactorily. No major repairs were carried out. The expenditure incurred amounted to Rs. 23,200.

(iv) **Design section.**—Number of estimates prepared was 224, the estimated cost being Rs. 14,82,200. The work of constructing a 200' high steel tower for radio telephony at the Central Fire Brigade Station at Byculla was in progress.

(v) **Electric section.**—Tenders or quotations were invited in 74 cases for electrification of chawls, new tenements etc. at Sewri, Naigaum, Dadar, Sion, Kurla, etc. at an approximate cost of Rs. 4,60,900. The works also included electrification of Naigaum Maternity Home, Orthopaedic Ward at K. E. M. Hospital, Extension, T. B. Clinic* and in stallation of lifts at Improvement Trust Building, Nair Hospital Annexe and R.P.T.B. Hospital. The approximate cost of departmental works in the City amounted to Rs. 4,40,225 and in the Suburbs and Extended Suburbs Rs. 1,86,411.

VII.—TRANSPORT BRANCH

42. (i) **Fleet.**—During the year 501 motor vehicles and a bull-dozer were in commission against 503,461 and 457 vehicles and a bull-dozer in the previous three years. During the year 12 low loaders and a delivery van were added to the fleet. Part deliveries were received of the 15 jeeps and 90 trailers under order. Proposals to purchase two more skid shovel crawler tractors (bull-dozers) to facilitate the spreading and levelling of refuse at the different dumping grounds were finalised.

(ii) **Garaging.**—The Arthur Road (Tardeo) garage was shifted to E/E Stables Agripada as the land at Arthur Road was to be utilised for erecting residential buildings. The question of having a suitable central garage with independent workshop near Dadar Purification Works instead of at Worli as originally contemplated was under consideration.

(iii) **Mechanical transport.**—31 Vehicles (19 lorries and 12 trucks) were available for road works such as transporting asphalt, crushed metal, removing debris, etc. On account of the increased cost of repairs and maintenance and running expenses, departmental haulage rates were revised upwards from January 1958.

(iv) **Mileage covered.**—Total mileage covered by the transport vehicles was 2,61,116 miles, the total expenditure incurred for upkeep and maintenance of vehicles amounted to Rs. 2,21,610 and haulage charges billed to various departments amounted to Rs. 1,86,390.

VIII.—TOWN PLANNING SCHEMES

43. (i) **Town Planning Scheme, Bombay City No. 1 (Mandvi and Elphinstone Estate).**—The Government under the Resolution No. TPB/1054/M, dated the 4th September 1957 sanctioned the scheme and directed that the same be brought into force with effect from 1st December 1957. Steps were, therefore, taken to issue preliminary notices on the plot owners affected by the Scheme. In all, 23 commencement certificates were issued during the year as against 347 in the previous year. No such certificates were issued after 1st December 1957.

(ii) **Town Planning Schemes, Bombay City No. II (Mahim).**—The final scheme incorporating the decisions of the Tribunal of Arbitration was sent by the Government for printing and was expected to come into force shortly.

(iii) **Town Planning Scheme, Bombay City No. III (Mahim).**—The demarcation of the final plots on site was completed by the Arbitrator and his Award was awaited.

(iv) **Town Planning Scheme, Bombay City No. IV (Mahim).**—The Arbitration proceedings of the entire scheme were completed by the Arbitrator. The demarcation of the final plots was in progress.

(v) **General.**—The expenditure during the year under report in connection with the scheme No. 1 and the preliminary works of Town Planning Schemes, Bombay No. II, No. III and No. IV from the commencement upto the end of the report works out to Rs. 5,65,100 and Rs. 11,15,430 respectively.

IX.—FACTORY BRANCH

44. This Branch granted 436 new permits and renewed 43. Out of 372 prosecutions instituted, 174 were withdrawn as the parties complied with the municipal requisitions. In 206 cases, the parties were convicted and fined and 21 cases were pending at the end of the year. In two cases, the parties were acquitted. The total amount of fine recovered was Rs. 4,151. The Factory Branch advised the Building Branch on proposals for factory buildings and the Superintendent of Licence on proposals for licenciable trades and storages.

X.—CONSERVANCY BRANCH

45. **General.**—All the roads and footpaths in the City were swept. The area of roads, foot-paths and house gullies cleaned daily on an average worked out to 272.10, 283.50 and 126.00 square miles respectively. The total refuse collected and removed through the Municipal agency was 8,21,549 tons (inclusive of house trade and market refuse) as against 8,07,639 tons in the previous year. An aggregate area of 9,78,221 square yards of road-surfacing was swept, 25,761 tons of scrapping removed, 9,90,468 square yards gullies flushed and 47,60,168 gallons of cesspool contents removed. The system of house to house collection was continued in A, D, F & G Wards.

46. **Control of rat pest.**—The total number of rats caught and destroyed during the year was 9.76 lacs as against 9.81 lacs in the preceding year. No rat was found infected with Plague.

47. **Control of stray dogs.**—During the year, 11,277 stray dogs were caught as against 14,036 in the previous year. Out of these 9,691 were destroyed, 963 returned to their respective owners, 218 sent to hospitals for experimental purposes, 121 escaped and 40 detained in the Kennel Chamber at Mahalaxmi refuse siding. 16,957 dog bite cases were reported during the year.

48. **Dog licensing.**—During the year 8,099 dogs were licensed under the Bombay Municipal Corporaion Act as against 8,112 in the previous year. The total income by way of dog licensing fees etc. amounted to Rs. 41,858.25 nP. as against 41,855.00 in the previous year.

49. The work of immunizing milch cattle against rinderpest was continued. The total number of inoculations done during the year was 16,310 as against 19,389 in the previous year. This year 38 cases of rindarpest were reported as against 33 in the last year.

50. The Conservancy Branch also rendered conservancy and halalkhore services to various circuses, exhibitions etc. for which amounts of Rs. 91,592.96 nP. and Rs. 15,254.03 respectively were realised. The annual income derived by auction sale of certain Health Department rights amounted to Rs. 5,855.00.

51. (i) **Removal and disposal of town refuse at Deonar.**—A major portion of the city refuse was transported for disposal at Deonar reclamation ground by running two trains daily, each consisting of on an average 28 refuse wagons of 17 tons capacity each. During the year 19,337 refuse wagons carrying in all 3,28,729 tons of refuse were run, the cost of removal and disposal being about Rs. 7.33 lakhs, the cost of unloading being about Rs. 3.33 lakhs. The cost of haulage and unloading per ton worked out to Rs. 1.58 as against Rs. 1.51 in the previous year. The work of transporting was affected for some days on account of thefts of brass-bearings of wagons in the month of April 1957 on a large scale at Deonar, and labour strike of the contractor's men in September 1957.

(ii) 6 acres of land was reclaimed at Deonar during the year. The total area at the end of the year thus stood at about 460 acres out of 823 acres available for the purpose. As it is necessary to provide longer lengths of tracks for reclamation purpose, a proposal for purchase of rails, sleepers and track materials was prepared and a provision of Rs. 1,22,970 was sanctioned for the purpose.

(iii) As regards the rolling stock, out of total 119 wagons, 103 refuse wagons and 5 brake vans were in running condition. 11 refuse wagons were under repairs. 12 Municipal wagons had to be scraped this year and 7 more were taken on hire from the Western Railways, the total number of hired wagons being 66.

(iv) The maintenance charge of Mahalaxmi siding was Rs. 20,886 and the cost of repairs and maintenance of wagons was Rs. 1,08,619. Total income realised from the lease of reclamation land, sale of right of cultivation, fishing, skinning, etc. amounted to Rs. 80,463.

(v) Amenities such as primary education welfare centre, maternity unit, etc provided in the Municipal labour camp were continued.

VIII.—IMPROVEMENT TRUST AND MUNICIPAL PROPERTIES

1.—Acquisition of Land

Acquisition proceedings were completed and possession of the following properties was obtained.

- (1) Land bearing C. S. No. 3168 of Bhuleshwar Division for a School.
- (2) Land bearing C. S. No. 1/760 and 2/760 of Mazgaon Division for a pumping station.
- (3) Land bearing C. S. No. 431 (part) 437, 654 and 655 of Parel Sewri Division, at Gollanji Hill Estate known as Dabholkarwadi.
- (4) Land comprising plot No. 113, Agripada West Estate for extension of Bai Yamunabai L. Nair Hospital.
- (5) Land bearing C. S. No. 725 (part) and 1/725 (part) of Malabar Hill and Cumballa Hill Division for the purpose of Housing at Tardeo.

- (6) Land bearing C. S. No. 24 of Dadar Naigaum Division for housing purposes.
- (7) Additional Stript of Government Land in C. S. No. 12 (part) of Girgaum Division at Chowpaty for Krida Kendra.
- (8) Land bearing C. S. No. 61 (part) of Dadar Naigaum Division known as Shinde Wadi for a recreation Ground.
- (9) Land bearing C. S. No. 631 (part) of Girgaum Division for a school.
- (10) Government land At Tod Bunder Colaba for Sewage Purification Works.
- (11) Land for a Fire Brigade Station at Chembur.
- (12) Land bearing C. S. No. 297/1 and 298/1 (part) of Kurla for an access to the Pumping Station.

Land occupied by Milch Cattle Stables in the City of Bombay.—Possession in respect of 6 cases was obtained.

Acquisition proceedings in the following cases were in progress.

- (1) Case No. LAQ/168—Three small pieces of land for extension of Bai Yamunabai L. Nair Hospital. Land in C. S. No. 1/1884, 1885, 1887 and 1 to 8/1887, Byculla Division.
- (2) C. S. No. 718 of Dadar Naigaum Division for Municipal School and Housing.
- (3) C. S. No. 2A/23 (part) of Sion Division for widening the Sion Trombay Road.
- (4) C. S. No. 138A/74 and 138B/74 of Parel Sewri Division for the extension of K. E. M. Hospital and Housing of essential staff.
- (5) 45 Sites where buildings have collapsed.
- (6) Property known as Dabholkar Adda at Parel Government Gate Road for development and improvement.
- (7) Property known as Mumbadevi Tank.
- (8) Site for an open air theatre at Azad Maidan.
- (9) C. S. No. 82 of Dadar Naigaum Division for a recreation ground.
- (10) C. S. No. 1243 of Girgaum Division for a School.
- (11) Site at Colaba for Maternity Home.
- (12) Government Land in C. S. No. 414 of Tardeo Division for housing of Nair Hospital Staff.
- (13) Site at D'Souza Street for a School.
- (14) Property known as Lalbaug Garam Khada Market.
- (15) Plot Nos. 98 and 128 of Mahim Town Planning Scheme No. III for a school and garden.
- (16) C. S. No. 97-99 of Mahim Division at College Gully for a recreation ground.
- (17) C. S. No. 32 (part) of Sion Division for a Pumping Station.
- (18) Plot No. 50 (part) of Town Planning Scheme No. III at Santacruz East for a School.
- (19) Land at Trombay for a School.
- (20) Land belonging to Messrs. Godrej, Boyce and Co. and others for development Scheme.
- (21) Site for a School at Deonar.
- (22) Land at Kol Dongri, Andheri (East) for a School and Dispensary.
- (23) Land in Vile-Parle West for a Public Library.
- (24) Land for a Chlorination Plant at Bhandup.
- (25) Eight sites for sanitary conveniences at Mahul, Ghatla Govandi and Govanpada.
- (26) Site at Vile-parle West for a market.
- (27) Land for a dispensary at Marol.
- (28) Land for extension of Dawood Baug Road and a School at Andheri
- (29) Land bearing Survey No. 47 Hissa No. 1 (part) and 2 (part) of Mogra for a School at Andheri (East).
- (30) Plot of land for a Public Park at Bhandup.
- (31) Plot in Vile-Parle (East) for a School.
- (32) Plot in Vile-Parle (West) for a School.
- (33) Certain Site for infectious diseases Hospital at Mithi River Bridge at Marol.
- (34) Land at Bhandup Village for a Public Sanitary Convenience.
- (35) Land for construction of 60' Road of Ghatkoper Mahul Road near Chembur Level Crossing.
- (36) Property at Malad for Offices, School and Housing.
- (37) Land for a 25' Road between Chembur and Ghatla.
- (38) Plot at Andheri for Municipal Housing Scheme.
- (39) Land for a school at Bhandup.
- (40) Plot of land at Bhandup for a School and Harijan Quarters.
- (41) Land at Andheri for extension of Andheri Market.
- (42) Land at Gowandi for Squatters Colony and Municipal Housing.
- (43) Government land at Mulund for housing.

ACQUISITION OF MUNICIPAL LAND BY GOVERNMENT OF INDIA AND GOVERNMENT OF BOMBAY

(1) Plot No. 104, Scheme No. 11, West Agripada Estate Possession was handed over to government.

(2) Plot No. 21, Scheme No. 57, Sewri Wadala South Estate.

Acquisition of land for the University of Bombay through Government of Bombay.—Hearing of objections was in progress before the Land Acquisition Officer.

CHANGES IN THE EX-TRUST AND MUNICIPAL ESTATES

There were no changes in the Layout in *Ex-Trust* Estates.

The area of the permanently leased land increased during the year from 58.01 lacs square yards to 58.14 lacs square yards and the rent in respect thereof increased from Rs. 42.73 lacs to Rs. 42.92 lacs. The area of the developed land which remained to be leased was 1.52 lacs square yards.

The area of undeveloped land remained the same as in the previous year, *viz.*, 51.97 lacs square yards.

Out of the total of 2,879 acres (acquired by the *ex-trust*) about 37.3 per cent. remained to be developed and out of the developed area 2.5 per cent. remained to be leased which included an area of 1,64,680 square yards reserved for Municipal purposes.

SLUM CLEARANCE

160 Tenements constructed at Haines Road for Conservancy Staff are temporarily being used for Transit Camp.

DIS-HOUSING AND RE-HOUSING

New residential accommodation made available by the lessees of the *ex-Trust* Estate. The total number of tenements provided upto date in all the Trust Estates including those erected by the Development Department and the several Mill Co.s exceeded the total number of tenements demolished by 37,483.

Housing of Squatters.—About 2,262 and 1,767 squatters' families resided in the colonies at Mankhurd and Jogeshwari respectively. The recoveries of rent continued to be far from satisfactory owing to unemployment among the squatters. A Welfare Centre at Jogeshwari Colony was being conducted. The site at Mankhurd Colony is required by the Government of India for Atomic Energy Commission. Steps are being taken to provide a new colony for squatters at Govandi.

Sanitation of both the colonies was well looked after and the areas kept free from Malaria, etc., by spraying insecticides.

LONG LEASES

The number of plots let out during the year was 6 admeasuring an area of 20,227 square yards and valued at Rs. 5,68,650. The total number of plots disposed of upto 31st March 1958 was 4264 admeasuring 60,10,425 square yards and valued at Rs. 12,49,00,630.

SHORT LEASES

Three temporary leases were granted during the year.

The number of vacant land tenancies on both the municipal and *Ex-Trust* Estates was 4,031 at the close of the year. The demand for vacant land tenancies in *Ex-Trust* Estates was Rs. 8,12,300 and the recovery was Rs. 5,16,637. Arrears amounting to Rs. 1,37,191 were still due from Military Authorities and correspondence for the same was in progress. As regards the area in Scheme 58 and 52, Worli, requisitioned by the Collector of Bombay the question of fixing the rate of compensation payable was receiving his attention. He was requested to expedite.

MANAGEMENT OF PROPERTY AND COLLECTION OF REVENUE

A. Trust Section

Ex-Trust Permanent Chawls.—The gross demand for the year was Rs. 14,43,383. The net demand excluding the amount of vacancies and concession granted to public bodies and associations was Rs. 13,99,413. The revenue actually collected came to Rs. 13,57,039 which was equivalent to 75.38 per cent. of the total amount recoverable including the arrears.

S. P. Sheds.—The gross demand for the year in respect of rooms in S. P. Sheds was Rs. 4,96,508 and the net demand after making allowances for vacancies and concessions was Rs. 4,86,280.

The actual collection came to Rs. 4,64,106 which was equivalent to 79.09 per cent. of the total recoverable amounts including the arrears. In partial modification of their previous orders, Corporation directed that the rents of residential rooms in *Ex-Trust* chawls and S. P. Sheds be increased at 25 per cent. with minor adjustments instead of the graded scale with effect from 1st September 1956. The tenants have been allowed to liquidate their arrears by instalments.

The percentage of outgoings in respect of chawls and S. P. sheds worked out to 64.76 and 73.74 respectively of the annual demand. The collection of rent in chawls amounted to Rs. 13,57,039. Deducting therefrom the expenses on account of outgoings amounting to Rs. 8,78,818 the net income came to Rs. 4,78,221. The capital expenditure incurred on these chawls including the value of land amounted to Rs. 162.6 lacs. The Corporation are required to pay annually the interest and sinking fund charges aggregating to Rs. 9.43 lacs at the rate of 4.65 per cent. on the capital expenditure incurred prior to 1919-20 and 6.35 per cent. on the expenditure incurred thereafter. The net income after deducting outgoings was insufficient to meet this expenditure and thus there was a loss of Rs. 4,51,698 under the permanent chawls for the year under review.

Bye laws for maintaining sanitation etc., in municipal chawls and buildings were enforced and fines aggregating to Rs. 151 were imposed and collected from the tenants for the breaches of these rules.

First Aid Sets and Sick Room Requisites such as thermometers, Ice-bags etc., were maintained at - 8 Chawl-Centres, Matunga Labour Camp, Dharavi, and Mankhurd Colony for squatters.

The prizes of Rs. 50 and Rs. 20 for maintaining best sanitation of the chawls were awarded to the best Chawl Superintendent and the Mukadam during the year. In order to encourage the sweepers to co-operate in the maintenance of sanitation 10 prizes of Rs. 10 each for the best sweeper in each of the different groups of chawl centres were also awarded.

The new dormitory at Naigaum has been given to the Dean, G. S. Medical College for being used temporarily for a period of 2 years as a hostel for students.

414 plots agreed to be leased, could not be handed over on account of temporary lettings and occupations thereon. Action was in progress to remove the same. The number of plots handed over but not built upon was 293.

During the year, 38 lessees were granted permission for the construction of motor garages in the compulsory open spaces and additional floors were sanctioned in 173 cases. 204 cases of encroachments were detected.

Tenements in three chawls newly constructed at Wadala behind Spring Mills were allotted to the dishoused tenants of acquired properties and to a few outsiders who had paid their contributions having due regard to their urgent and dire needs.

The newly constructed tenements at Gilder Lane and behind Elphinstone Road Market were allotted to Municipal Employees.

IX—WATER WORKS

I.—Head Works at Lakes and Trunk Water Mains.

1. The City of Greater Bombay including the Extended Suburbs derives its water supply by gravity from four lakes or impounded Reservoirs *viz.*, Tansa, Vehar, Tulsi and Vaitarna. The total quantity of water supplied to Greater Bombay during the year, was 62,387.80 million gallons. The quantity of water supplied to City proper, was 51,639.80 million gallons, of which 40,556.03 million gallons (78.54 per cent.) was for domestic supply, 10,031.84 million gallons (19.43 per cent.) for trade and industries and the balance of 1,051.93 million gallons (2.04 per cent.) for public purposes. The quantity of water supplied to Suburbs was 9,490.00 million gallons out of which 5,773.00 million gallons (60.83 per cent.) was for domestic requirements and 3,717 million gallons (39.17 per cent.) was for trade, industries, etc. The quantity of water supplied to the Extended Suburbs was 1,258.00 million gallons, out of which 445.00 million gallons (35.61 per cent.) was for domestic requirement and 813.00 million gallons (64.39 per cent.) was for trade, industries, etc.

Sources of Water Supply and statistics of quantity.

II.—Maintenance Branch, Outside City Division.

2. This Branch is entrusted with the work of repairs and maintenance of trunk mains, culverts, embankments, head works at the lakes, sterilization of City's Water Supply, etc., 169 miles of steel mains, 48.25 miles of cast iron mains, 23.25 miles of masonry duct, 3.88 miles of tunnel, 362 bridges and culverts, 81.5 miles of trolley track, etc., were maintained by this division.

General.

3. Seven heavy type and five light type of motor trolleys were maintained during the year. The total mileage covered by the trolleys was 53,225. **Maintenance of plants equipment and motor trolleys.** Mobile units consisting of petrol driven and diesel driven motor trolleys, jeeps, air compressors, welding plants, concrete mixers, outboard and inboard motor engines, lighting sets, etc., were maintained. One Diesel loco was used for haulage of heavy materials and covered a total of 1,284 miles.

4. In order to maintain the purity of water received from the catchment area, **Campaign against trespassers and cattle.** campaign against trespassers was continued and 147 heads of cattle were impounded and about 591 were driven out from the area.

5. The total number of visitors to the garden at Tansa lake was about 60,000, **Public Gardens and Parks attached to Tansa, Vehar and Tulsi Lakes.** at Vehar Lake garden 4,32,000 and at Powai Lake garden 1,36,800 during the year.

6. The water supply from Tansa Lake was sterilized by chlorine treatment at Bhandup and Powai. The doses of chlorine varied from 0.7 to 1.5 parts per million gallons, according to demand. The Vehar supply was sterilized at the Chlorination Plant at Powai. **Sterilization of Water Supply.** The doses of chlorine varied from 0.7 to 1.50 parts per million gallons. The Tulsi supply was first filtered, and was then sterilized by chlorine treatment. The doses of chlorine varied from 0.9 to 2.6 parts per million gallons.

7. The New Welfare Centre building at Ghatkopar cross connection equipped with several indoor games was well attended. The daily attendance to the Centre averaged about 60 to 70 persons. A scheme for opening similar centres in the Northern division is under consideration. One Medical Officer in charge of 6 dispensaries looked after the health of Municipal Employees working in this branch. A total number of about 19,103 employees were treated at these dispensaries. **Welfare activities and Medical Relief.**

III.—Maintenance Branch, Inside City Division.

8. This branch is concerned with the maintenance of Water Works Inside the City. It carried out repairs and maintenance of water mains, hydrants, fountains and cattle troughs, plant and machineries, testing of water fittings, repairs and maintenance of water meters, making new connections, operation and maintenance of chlorination plants, at Malabar Hill Reservoir and Bhandarwada Hill Reservoir and at Futka Tank (King's Circle). **General.**

9. A total length of 446 running miles of water mains was maintained during the year. There were 56 bursts on the mains which were promptly attended to. 1,03,980 works pertaining to repairs to communication pipes, cleaning of chokes and service pipes, cleaning of meters, strainers, etc., were carried out. 27,240 repair jobs were carried out on about 9,000 fire hydrants in the City. **Maintenance of water mains and hydrants.**

10. The total number of water connections to different premises in the City was 64,947. The number of new water connections made during the year 1,406, out of which, 1,234 were granted at the cost of the parties and 172 from Municipal Funds. 15,149 trenches of varying lengths were excavated for making connections and for general repairs and maintenance works. **Number of water connections and trenches.**

11. During the year 3,364 meters were repaired and 3,025 were replaced by **Repairs to Meters.** by new ones.

12. 19 Electrical pumps were maintained at a total cost of **Maintenance of Pumping sets.** Rs. 80,000.

13. Due to the epidemics of typhoid, jaundice and Influenza, the dose of chlorine was stepped up at all subsidiary chlorine stations. The consumption of chlorine for re-chlorination inside the City was 1,50,690 pounds. **Maintenance of Chlorination Plants Inside the City.**

14. 11 Petrol driven motor vehicles, one diesel motor lorry and 33 material
 Transport materials. hand carts were maintained for transport of men and materials.
15. The total number of water pipes and fittings tested was 4,28,554 out of
 Testing of water fittings. which, 284,765 were for private parties and the remaining for Municipal Works.
16. 3,706 Municipal Meters and 524 private meters of different sizes were
 Testing of Meters. tested, at the Municipal Workshop for correctness.
17. The Gardens along the slopes of Gibbs Road and Ridge Road known as
 Maintenance of Gardens. Hanging Gardens, Sir Pherozechah Mehta Garden on the top of the Malabar Hill Reservoir, Ladies and Children's Garden at Ridge Road, Kamala Nehru Park, and Sir Joseph Baptista Garden on the top of the Bhandarwada Hill Reservoir were maintained during the year. Coloured lights in Kamala Nehru Park and Sir Pherozechah Mehta Gardens were displayed on Saturdays and Sundays and Holidays, except during the monsoon.

IV.—Distribution Branch.

18. This branch deals with the Distribution of water within the City limits
 General. and is divided into 3 sections viz., to South, the North and the Central. Each of these sections deals with the work of distribution and regulation of supply, short supply complaints and court actions for enforcement of the provisions of the Municipal Act, the investigation of wastage, rewashing of leaky taps, issue of notices, etc. In view of the increased number of complaints regarding bad quality of water, the post of Assistant Engineer Distribution (Special) was revived with a view to have a proper check and control on the quality of water. For the purpose of distribution of water, the city is divided into three main divisions, namely, (a) the area is getting supply from the Malabar Hill Reservoir, (b) those from the Bhandarwada Hill Reservoir and (c) those getting direct supply.
19. There were 14,936 short supply complaints during the year as against
 Short supply complaints. 13,534 during the preceding year.
20. The number of prosecutions launched during the year was 291. The
 Notices and Prosecutions. number of conviction was 160 and 35 cases were withdrawn after compliance with the notices and 96 cases were pending disposal at the end of the year. Total amount of fine recovered was Rs. 1,828.25. Besides the above 4,635 notices under Section 278(2) of the Bombay Municipal Corporation Act were served for defects in water fittings for which 814 prosecutions were launched. The number of convictions was 413 and the amount of fine recovered was Rs. 4,006.25.
21. The number of cases reported to the Standing Committee for serving water
 Disconnecting water supply. connections for non-payment of taxes and using unmetered water supply was 1,013.
22. The total number of calls received from the Fire Brigade Department was
 Fire Attendance. 1,314. They were promptly attended to by the Distribution Staff.
23. 38 miles and 4,696' of mains varying from 4" to 9" size were tested by Deacon
 Testing of mains by Deacon Meters and sounding, and rewashing of leaky taps. Meters in the City and 534 miles and 3,034 feet of mains from 3" to 72" were sounded. 25,150 leaky taps were rewashered during the year.
24. With a view to maintain proper quality of water, 5,416 samples of water
 Quality Control of Water by Bacteriological Analysis. were taken, out of which, 1,040 were found to be unfit. The large number of unfit samples was chiefly due to increased water consumption, which was beyond the sterilizing capacities of the existing re-chlorination plants in the city. Steps to trace and remove the source of contamination and also to re-chlorinate the mains with portable chlorination plants were taken. After this, the samples were found fit.

25. A total revenue derived from water supplied by meter measurement was

Revenue from metered connections. Rs. 1,80,76,428 for the City only.

26. 11,987 meters of sizes varying from $\frac{1}{2}$ " to 12" were maintained during the year. The programme of metering of domestic supply in areas where the supply quantum was above average was continued during the year and 628 new properties were metered.

Meters.

V.—Construction Branch.

27. For improving the water supply in the city, water mains different sizes were laid and other works were carried out from Capital Works, Loan Funds, and number of works of laying different sizes of mains and making connections, were carried out on behalf of other departments of the Corporation and private parties.

Laying New Water Mains.

28. Two works for improvement in regulation of water supply were carried out during the year.

Works for Regulating the Supply.

29. The work of protecting the 57" steel mains in the city, by patch plating, painting and reinforced guniting, was continued during the year, and by the end of the year the total length of 18,748 R.ft. of mains were gunited.

Protection of the 57" Steel Mains in the City by Patchplating and Guniting.

VI.—Remodelling Branch.

30. The work of Remodelling the distribution System in the City was continued during the year and a total length of 18,092 R.ft. of water mains of sizes varying from 15" to 48" diameter were laid during the year.

Remodelling the Distribution System in the City.

VII.—Survey and Design Branch.

31. Several proposals for laying water mains for improvement of water supply of the City were formulated during the year and 132 estimates for provision and enlargement of water mains and other works, were prepared and submitted to the Works Committee and Corporation for sanction.

Preparation of Plans and Estimates.

32. 1,155 estimates of compounded water charges for water used for construction purposes were framed. In addition to this 1,255 cases of suburban areas were also dealt with by this branch for framing Estimates for compounded charges for water used for construction purposes.

Compounded Water charges for water used for Building Construction.

VIII.—Works of Interest.

33. The work of repairing the piers and foundations of the Bandra Bridge was completed during the year at a cost of Rs. 74,046.

Repairs to the Piers and foundations of the bridge at Bandra Creek.

34. The two 57" steel mains between Marol and Santacruz, are mostly underground, and were found on inspection to be badly corroded. 1,830 R.ft. of these mains were gunited during the year at a cost of Rs. 1,40,000.

Guniting 57" Steel main between Maroland Santa Cruz.

35. With a view to facilitate easy inspection and maintenance of two steel mains, and also to prevent them from sagging on account of settlement, concrete blocks were provided under the 72" steel mains between Pachhapur and Pogaon, for a length of $5\frac{1}{2}$ miles at a cost of Rs. 3,53,000.

Providing Concrete Blocks under Steel mains in Outside City Division.

IX.—General.

36. The grades of various categories of workers were revised during the year, with a view to improve their standard of living. To improve labour relations, three meetings of the Joint Labour Council were held.

37. (a) *Revenue*.—Total expenditure incurred on water works amounted to Rs. 2,36,46,302. The total revenue derived from water works was Rs. 2,59,43,795. The excess of income, over expenditure being Rs. 22,97,493.

(b) *Loan Funds*.—The total expenditure incurred during the year out of Loan Funds was Rs. 15,29,514.

X.—BOMBAY FIRE BRIGADE

During the year, the total number of Fire Stations continued to be 12 including one in the Suburbs. The Fire Brigade Department had a fleet of following vehicles including 20 motor pumps (all fitted with First-aid appliances, 8 Trailer pumps, 3 turn table ladders with pumps, 1 Motor Emergency Tender, 1 CO₂ Foam Crash Tender and 60 ladders of various types with special gears.

2. The number of calls received was 1,910, of which 1,611 calls were for 876 actual fires, as against the previous year when the number of calls were 1,504, of which 964 calls were for 830 actual fires. The estimated loss of properties damaged by fire was about Rs. 57.92 Lacs as against Rs. 38.60 Lacs in the previous year. The increase in fire loss can be attributed to the serious fire on 31 January 1958 at King Edward Road, where the estimated damage is Rs. 35 Lacs. The fire loss otherwise is on the decline being 16 Lacs less than the previous year.

3. The properties involved under the cover of insurance were worth Rs. 45,58,27,755 as against Rs. 20,24,38,000.

4. The number of occasions on which special services were rendered by the Brigade was 284 of which 143 were for house collapse, 43 for rescues and 98 for special services as against 243 in the previous year.

5. The total number of fire alarm pillars including the private ones was 205 in the City and nearly 41 per cent. of the total calls were received through this system.

6. A number of new appliances were received for the Brigade including one "Dennis" tanker type fire engine, two "Merryweather" fire engines with 50 feet escapes, one 120 ft. "Metz" Turn Table Ladder, two "Conventry Climax" Light Trailer Pumps, two 30/35 ft. Extension Ladders, two "Proto" mark IV Breathing Sets and 11 "Drager" anti-CO Gas Masks.

The "Second Fire Prevention Week" sponsored by the State Government was observed and Fire Brigade also joined with other organizations of fire services.

Trainees from the National Fire Service College, Government of India, at Nagpur were thrice sent to this Brigade for practical training.

Provisions have been made in the Budget for construction of two fire stations in the Suburbs at Vikhroli and Chembur and one fire station in the City at Colaba in place of the existing Colaba Fire Station. Provision has also been made for constructing staff quarters at Byculla with modern amenities.

Radio Telephony (Wireless) is to be introduced in the Fire Brigade and the work of construction of 200 ft. High Mast is already under progress.

Ambulance Service.

The Ambulance Section of the Brigade attended 1,591 calls for accidents, 1,399 for maternity cases and 3,759 for hire cases removing in all 6,041 persons as against 1,627, 1,628 and 3,999 calls respectively, removing 7,037 persons in the previous year.

The Receipts for the year amounted to Rs. 26,017 as against Rs. 27,934 of the previous year. First-aid was rendered by Ambulance Staff on 225 occasions, as against 252 in the previous year.

XI.—PUBLIC GARDENS

During the year under report, the department maintained 105 sites consisting of 19 gardens, 61 recreation grounds, 4 fountains, 7 traffic islands, 5 open spaces, 4 Band-stands, 4 box hedges and 1 statue. It planted and maintained trees on the newly constructed roads. It also added a new garden at Wadala during the year.

There were 17 band programmes, 26 programmes of Indian Vocal Music, 75 programmes of Orchestra music and 481 programmes of recorded music at different gardens.

The Amusement Park, which was an item of interest to the Public was closed during the year due to sudden collapse of the Giant wheel causing 2 deaths. The Open Air Theatre proved to be popular.

The expenditure of the Garden Department during the year under reference was Rs. 6,42,052.00 as against Rs. 7,39,542.00 last year and the income was Rs. 36,032.15 as against Rs. 42,088.60 during the preceding year.

XII.—VICTORIA AND ALBERT MUSEUM

The Museum remained open for 299 days as against 151 during the previous year. It was closed on Mondays and important holidays. 10.7 lakhs visitors visited the Museum against 5.6 lakhs during previous year. 19,411 students from Primary Schools visited the Museum during the year as against 2,485 during the preceding year. Total collection from admission fees and sale of publications were Rs. 8039.58 and Rs. 180.06 respectively. Seven new showcases were purchased for better display of Mythological figures. One revolving showcase showing Lakes and Trunk Mains providing Water supply to Bombay was received from Municipal Commissioner's Office. Glass labels and arrangement of exhibits attracted the visitors. 25 Industrial figures and two enlarged prints of photographs of two ex-Governors and an ivory image of Nataraj were purchased at Rs. 997.25. Reference service was rendered to scholars, business men etc., 15 books were added to the reference library. Expenditure for the maintenance of the Museum was approximately Rs. 44,000.

XIII.—MUNICIPAL LIBRARY

645 and 143 books costing about Rs. 1,707.19 and Rs. 413.71 for Municipal Libraries in the City and the Suburbs were purchased respectively during the year under report with the help of the Book Selection Committee.

About 2,85,992 and 91,845 visitors respectively took the advantage of the libraries in the City and Suburbs during the year under report.

The total income derived from City libraries was about Rs. 1,247.76 as against about Rs. 1,386.70 during the previous year. The income from the libraries in the Suburbs during the year under report was about Rs. 483.76 as against Rs. 568.49 during the previous year.

The expenditure over the Municipal Libraries in the City was Rs. 46,256 as against about Rs. 46,902 during the previous year, while the expenditure on the Suburban Libraries during the year under report was Rs. 6,546.12 as against Rs. 6,103.87 during the previous year.

XIV.—CENTRAL STORES

Tenders were invited for the purchase of Stores in 160 cases during the year under report as against 197 cases in the preceding year. During the year about 27868 tons of cement worth about Rs. 32.41 lakhs; 240238 R.ft. of Black, Galvanised Iron Pipes worth about Rs. 2.57 lakhs; 354155 R.ft. Cast Iron and Hume Pipes worth about Rs. 42.35 lakhs; 3349 Tons of Iron Materials worth Rs. 23.59 lakhs and 127057 yards of cloth worth about Rs. 1.04 lakhs were purchased. 3009 Bengal Maunds of Grain (Gram, Bajri and Wheat-Bran) for Head Supervisor and the Superintendent of Gardens worth about Rs. 0.42 lakhs were purchased and 6371 Bengal Munds of wheat, Rice and Nagli for various Hospitals and Maternity Homes worth about Rs. 1.25 lakhs were purchased.

The total purchase effected during the year including the articles received on Return Stores Mema from Municipal departments amounted to Rs. 136.71 lakhs as against Rs. 100.14 lakhs in the preceding year. The increase was due to the higher demand for the supply of materials. The balance of Stock on hand on 31st March 1958 was worth Rs. 37.47 lakhs at the Central Stores, B. B. Pipe Depot and Rs. 1.39 lakhs at Foras Road Depot totalling to Rs. 38.86 lakhs as against Rs. 25.31 lakhs including Foras Road Depot in the preceding year.

The total number of orders placed with the Contractors and other dealers was 5,013 as against 4,568 in the preceding year. The number of indents inclusive of Sales mema received from the departments at the Central Stores and B. B. Pipe Depot was 26,525 (26,082, City and Suburbs plus 443, Extended Suburbs) and that at Foras Road Depot 14,733 totalling to 41,258 as against 26,447 and 15,038 totalling to 41,485 in the preceding year. Most of the articles purchased during the year were of Indian Manufacture and the value thereof amounted to Rs. 101.63 lakhs. The value of foreign goods purchased amounted to Rs. 35.08 lakhs, during the year.

Under Plant and Machinery Section started from January 1956, 98 tenders and 78 sealed quotations were invited which involved 555 items costing Rs. 66.75 lakhs approximately during the year under report.

The total turnover of the department *viz.*, Receipts and Issues of Stores came to Rs. 260.26 lakhs as against Rs. 195.25 lakhs in the preceding year.

The stock of Stores was varified but no case of any appreciable difference in stock was noticed. The abnormal conditions created by the war reacted sharply on the department during the year as before. The rates quoted in the annual tenders for the year 1958-59 invited during the months of October 1957 and January 1958 were in a few cases higher than the market rates and only a few of the tenders had to be rejected.

The department however successfully played its role of a major supplying agency to the various Municipal Departments.

XV.—LICENCE DEPARTMENT

The number of permits and licences issued during the year was about 37,442 as against 37,474 during the previous year. These permits and licences realised about Rs. 12.63 lacs, as fees, as against Rs. 12.33 lacs of the previous year. The outstanding amount of licence fees amounted to about Rs. 2,52,980, as against Rs. 1,71,205 during the previous year. Out of this outstanding amount, approximately Rs. 1,88,305 have been recovered and kept in deposit, which are being adjusted in accounts. Thus the total licence fees will amount to Rs. 14,51,600 approximately.

The loss of revenue incidental to disuse or demolition of old licensed premises amounted to 0.21 lacs, as against Rs. 0.27 lacs in the previous year.

Sky-signs and advertisements.

The total number of permits issued for exhibiting sky-signs and other advertisements was 3,455, which realised Rs. 3.94 lacs as revenue, while the corresponding figures for the previous year were 3,718 and Rs. 4.22 lacs respectively. The ground rent recovered for advertisement sites was Rs. 14,732. An amount of Rs. 3,614 received for ground rent is lying in deposit, and the same is being adjusted.

Hawker and squatter licences.

The total number of hawker and squatter licences issued during the year was 41,250, as against 40,727 issued during the previous year. The fees realised were about Rs. 4.02 lacs, as against Rs. 4.07 lacs for the previous year.

During the year, the Licence Department instituted 1686 prosecutions for the offences under Sections 394, 412A, 328 and 328-A of the Bombay Municipal Corporation Act, as against 4,155 prosecutions in the previous year. The total amount of fines inflicted was Rs. 21,669, as against Rs. 18,999 in the previous year.

XVI.—SHOPS AND ESTBALISHMENTS DEPARTMENT

Registration.—The total number of establishments as on 31st March 1958 stood at 1,00,510 as against 94,884 on 31st March 1957 and the Registration fees, etc., amounted to Rs. 13,987.54 as against Rs. 15,659.48 for the preceding year.

Inspections and Prosecutions.—During the year under report 64,266 visits were paid to the various establishments and 2,050 complaints were received in addition to 61 complaints pending during the previous year. Investigations in respect of 1,949 complaints were made and with a view to enforcing the provisions of the Shops and Establishments Act more effectively, 413 mass raids were held. Of the 938 prosecutions pending at the close of the previous year and 5,024 launched during the year under report, 4,742 were decided, resulting in the award of fines amounting to Rs. 1,66,050.

Grant-in-Aid.—Grant-in-Aid of Rs. 1,71,566 was received from Government for the year 1957-58 for meeting part of the expenditure incurred during the year 1956-57, while Rs. 15,659.48 were realised by way of registration etc., fees, during the same year (1956-57). The total expenditure incurred on the administration of the Shops and Establishments Act and the Payment of Wages Act, during the year 1957-58 was Rs. 2,10,616.23 (exclusive of Provident Fund, leave contributions and supervision charges).

Payment of Wages Act, 1936.

During the year under report, the Inspectorate under the Shops and Establishments Act, continued to do propaganda work in respect of this Act and instructed parties regarding the implications, scope and requirements of the Act, with the result that a larger number of employers was found to be complying with the provisions of the Act. This was evident from the fall in the number of complaints received under the Act during the year under report, as compared to those received during the preceding year. 330 complaints in respect of the Payment of Wages Act were received of which 160 disputes between employers and employees were brought to an amicable settlement. 8 cases were filed by the department before the Authority under the Payment of Wages Act, 4 by the complainants themselves, while in 8 cases the complainants had approached the Labour Commissioner and in 3 cases, the complainants had themselves filed the cases in the Small Causes Court. In 98 cases investigations revealed that they were either fictitious or had no sufficient evidence documentary or otherwise, to contemplate action. The rest of the complaints were found to be falling either outside the purview of the Act or the information furnished by the complainants, inadequate to facilitate investigations.

Theatre Tax.

The Corporation under their Resolution No. 1546 of 28th January 1957 sanctioned the levy of Theatre Tax at the same rates as during the previous year and a rebate of 12½ per cent. and 20 per cent. which was hitherto allowed for Class I and Class II Cinema Theatres respectively (subject to their paying the tax in advance for the anticipated number of shows for the full month within the first five days of the month) was withdrawn and instead, lower rates were fixed as an inducement to the tax payers on the same condition. Rule 3A of the Theatre Tax Rules, was deleted *vide* S.C.R. No. 2919 of 12th February 1958, in view of the withdrawal of the rebate.

There were in all 30 Class I and 27 Class II Cinema Theatres. Theatre Tax was also recovered in respect of the various dramas, dances, variety entertainments, etc, held in the different Halls, Theatres and other places in the City, wherever admission was on payment. Exemptions from payment of Theatre Tax were granted to such performances as were held in aid of bonafide charities or for advancement of cultural or educational activities and those exempted from payment of entertainment duty by the Commissioner of Police. Rule 4 of Theatre Tax Rules in respect of exemptions was slightly modified and *vide* S.C.R. No. 399 of 20th May 1957, the Commissioner was empowered to grant exemptions on certain conditions.

The total income realised by way of Theatre Tax during the year under report was Rs. 5,75,657.80 as against the expenditure *viz.*, Rs. 18,088.11.

The total income of the department during the year under report was Rs. 5,89,645.34 comprising of (1) Registration, etc., fees Rs. 11,928.68, (2) Miscellaneous Receipts Rs. 2,058.86 and (3) Theatre Tax Rs. 5,75,657.80.

XVII—MARKETS AND SLAUGHTER HOUSES.

The total income from the Markets and Slaughter Houses was 39.97 lakhs as against 38.98 lakhs in the preceding year.

The number of Municipal markets in the year was 21 including the squatter area at Parel Village as also the Plantain Market at Byculla. The total receipts from stallage charges, squatter fees, scale-shed fees and

licence fees etc. amounted to Rs. 26.97 lakhs as against Rs. 26.54 lakhs in the preceding year, while the net receipts amounted to Rs. 18.80 lakhs as against Rs. 18.48 lakhs in the preceding year.

The average percentage of vacant stalls per quarter was 7.45 as against 7.45, 8.09, and 7.07 respectively in the preceding three years.

The number of private markets during the year was 23 while the number of outside meat shops was 187. The licence fees realized were Rs. 40,323 and Rs. 13,752 respectively.

The total quantity of unwholesome articles of food such as meat, fish, fruits, vegetables etc. and the contraband meat seized and destroyed was 5,86,458 lbs. as against 8,30,262 lbs in the preceding Year. In all 1013 seizures were effected for illicit slaughter and prosecutions instituted resulting in conviction of 598 persons and recovery of fines amounted to Rs. 4,451. The amount realized by selling the seized animals by auction was Rs. 3,066 and over Rs. 260 were recovered by way of penalty for importing animals into the City without requisite permits.

The slaughter, removal and other fees realized at the Bandra Slaughter Houses, together with the slaughter fees etc. at the DeLisle Road Sheep Market and the Pig Slaughter Houses amounted to Rs. 12.54 lakhs.

XVIII.—KING EDWARD VII MEMORIAL HOSPITAL AND SETH GORDHANDAS SUNDERDAS MEDICAL COLLEGE

The K. E. M. Hospital and the Seth G. S. Medical College completed 30th year of their service of medical relief to patients and imparting medical education to the students.

As usual certain changes in the Professorial and the Honorary staff of these institutions were effected as required on account of leave arrangements during the year 1957-58.

The new method of integrated teaching started from the last year at the Seth G. S. Medical College and the K. E. M. Hospital was continued during the year. Many research activities were carried out at the Hospital and College under the auspices of the Indian Council of Medical Research, Council of Scientific and Industrial Research etc. 315 new books were added to the College Library as against 237 during the last year and 32,952 periodicals and books were issued to the students etc as against 30,966 last year, and some books and periodicals were issued on loan to other institutions. 25 wet and dry specimens were replaced in the Anatomy Museum. There were 1,727 such specimens in the Anatomy and Comparative Anatomy sections and over 1,950 in the Pathology Museum. In the Artist's section 1,014 graphs, photographs and photomicrographs were prepared.

Out of the 85 fresh admissions in the College in June 1957, 84 were single and one married. Out of the 612 students on the roll at the close of the year, 159 were lady students and 141 post-graduate and research students as against 162 and 169 students, respectively, at the end of the previous year, when the total number was 634. Out of the 632 students sent up for various examinations, 346 passed the whole examination.

Accommodation was given to 147 male and 28 female students in the Hostels and many applicants had to be disappointed for want of accommodation. A Dormitory situated near the College Play Ground at Naigaum, Parel, with accommodation for 84 students was acquired during the year. This will accommodate undergraduates, post-graduates, Physiotherapy and Occupational Therapy students.

In the field of sports and cultural activities, many students took part, both in the Intra-collegiate and Inter-collegiate events, winning trophies and prizes.

Dr. G. M. Kurulkar, M.B., B.S., Professor of Anatomy, was elected President of Anthropology and Archeology section of the 45th Session of Indian Science Congress. Dr. R. J. Vakil, M.D. Hon. Physician and Lecturer in Medicine, was awarded "Padma Bhushan" by the President of the Indian Republic for his outstanding medical research work. The members of the Staff published many scientific articles relating to their field of work and scientific educational films were exhibited for the benefit of the staff, students and members of the nursing staff of these institutions.

The new Department of "Preventive and Social Medicine" was started in November 1957 and the organizational work, etc. of this department is being managed through a trained Medico Social Worker under the guidance of a Committee consisting of the Dean and some of the Professors and Hon. Staff. In the health clinic, organised by the department, 52 families were examined and records of their physical examination and environmental conditions, etc., are maintained. This clinic is also utilised as field work centre for the training of the internes and medical students on the lines of 'General Practice.'

Expenditure of Rs. 6.13 lacs (including payment of Dearness Allowance of Rs. 1.06 lacs) as against Rs. 5.80 and 5.45 lacs in the two previous years, respectively, was incurred on the College and the Hostels attached to it, while the revenue derived by way of tuition fees, hostel rent etc., was Rs. 1.60 lacs as against 1.86 and Rs. 1.69 lacs in the previous two years, respectively. The gross cost and the net cost per student worked out at Rs. 1,301.69 and Rs. 961.07 respectively, as against Rs. 1,247.90 and Rs. 846.80 in the previous year. The amount of fees received from the post-graduate students was Rs. 14,795 as against Rs. 15,318 and Rs. 22,480 in the preceding two years. The income derived from and the expenditure incurred on the Hostels were Rs. 20,015 and Rs. 32,969 respectively, as against Rs. 20,800 and Rs. 32,622 in the previous year.

The K. E. M. Hospital has an accommodation of 550 beds but the average number of in-patients in wards during the year was about 736.5. There was much overcrowding in many of the wards, particularly in the Orthopaedic, Children and Female wards, even after imposing restrictions on admissions and discharging patients earlier to make room for admissions of emergency cases.

During the year 1957, 27,208 patients were admitted in the wards as against 23,874 and 21,732 in the previous two years, respectively. Out of 27,911 in-patients (27,208 fresh admissions and 703 balance of last year), 7,321 were discharged as cured, 10,618 were relieved, 7,115 left Hospital or were otherwise discharged and 2,099 died leaving a balance of 758 patients at the end of the year. The highest number of in-patients in wards on a single day was 844, that of new patients admitted in wards was 122, that of out-patients attendance was 3,316, that of new patients attendance was 980, that of old cases issued was 2,575 and that of the casualty cases brought to the Hospital was 220.

The Medico Social Service Department continued to render valuable services to the patients in providing financial help, accommodation etc., and assisting them in their proper rehabilitation. 620 patients were so helped by the department in the year under report as against 528 in the last year.

The Physiotherapy Centre and School continued to show steady progress. The Centre which was housed in the K. E. M. Hospital premises was shifted to the ground floor of the newly constructed Convalescent Home. 28 students were undergoing studies while 3 were registered for post graduate work. 12 successful students were awarded diplomas. During the year 1957, the department treated 74,022 patients. The Centre worked in co-operation with other departments.

The Occupational Therapy Centre and School continued to work satisfactorily in respect of training of the students and treatment to patients. 26,565 visits to the patients were given by the students of the Centre. A new feature of the department was that the Centre undertook preparation of plastic collars and splints for various kinds of injuries. Smt. Kamala V. Nimbkar, Hon. Director, retired in September 1957 and was appointed as Hon. Adviser for one year. Smt. Mira M. Shahani was placed in charge of the Centre and School. 18 successful students were awarded diplomas and 32 students were under training.

The U. N. Rehabilitation and Training Centre assisted in building and expanding the existing rehabilitation services at the various Hospitals in Bombay area and helped in strengthening the rehabilitation and training progress of the Occupational Therapy and Physiotherapy Centres. For administrative convenience the Centre was made an autonomous body from April 1957 and was temporarily accommodated in the Convalescent Home.

The Prophylactic Immunisation Centre worked on all days and treated 21,801 patients as against 19,995 in the previous year. 2,895 new cases of dog bite were treated as against 2,893 in the previous year. The Centre did immunisation work against typhoid, cholera, etc.

The Leprosy Clinic continued to treat leprosy cases and worked satisfactorily. 991 patients were treated during the year under report.

The Neurology department started for the diagnosis and care of non-surgical neurological cases, treated 841 new, 5,244 old and admitted 403 cases for indoor treatment. The Neuro Surgical department started for the surgical care of disorders or diseases of the brain and spinal cord, etc., worked satisfactorily. Dr. H. M. Dastur, F.R.C.S., was appointed Asstt. Neuro Surgeon in June 1957 and 184 neuro surgical operations were done by him till December 1957.

The Electro-cardiography and Electro-encephalography departments worked satisfactorily and 1,495 electro-cardiograms 554 electro-encephalograms were taken during the year under report.

During the year the total number of nurses was 246 inclusive of the supervisory staff. 36 nurses were trained for Jr. Examination and 42 for the Sr. Examination out of which 25 and 32, respectively, passed the examinations. Prizes were awarded to the successful members for obtaining high number of marks etc. One member of the nursing staff has been deputed to the U. K. for training in neuro-surgical operation theatre technique and nursing. The arrangement of sending three nurses for training at the Infectious Diseases Hospital, Arthur Road, was continued. The cost of the nursing establishment was Rs. 188-17 per nurse per mensem. as against Rs. 186.62. The Nurses' Welfare Fund continued to help towards promoting welfare and providing amenities to the members of the nursing staff. A small library has been maintained through this Fund.

There were 83 medical officers of whom 65 were provided with rent-free quarters. They run their own mess and also a small library at their own cost. The supervisory, clerical etc., staff during the year numbered 25. Some members of the staff were provided with rent free quarters in the Hospital compound. The labour staff numbered 699 and some members of the essential staff from amongst them were provided with rent free accommodation in the Hospital compound and in the B. D. D. Chawls at Naigaum, Parel. The Labour Welfare Centre carried on its activities in respect of recreation and education of the staff. A creche has been provided for accommodating and looking after the infants of the labour staff while on duty.

The labour staff had decided to go on strike on 25th June 1957 in respect of their demands for revision of grades etc., but the strike did not materialise. For the same reasons they struck work on 13th July 1957. Again from 16th September 1957 to 19th September 1957 the labour staff was on strike in accordance with the decision of the Municipal Mazdoor Union. During the above period steps were taken not to inconvenience the patients and those of the patients who were not serious were discharged and admissions were restricted to serious and emergency cases only. The students of the Seth G. S. Medical College, the Resident Medical Officers, the students of the Occupational Therapy and Physiotherapy Schools and the nursing staff rendered valuable services during the above emergency. Some of the relatives of the patients gave willing help.

The Hospital and College Employees' Co-operative Society worked satisfactorily during the year. The Society had 769 members on the roll and its share capital amounted to Rs. 1,80,528 on 30th June 1957. The amount of loan advanced was Rs. 3,31,734 and the average amount of loan granted was Rs. 510 per member. The Reserve and other Funds amounted to Rs. 32,371 and dividend at the rate of 50 nP. was paid to the share holders out of the profit of Rs. 16,648. The accounts of Society had been audited by the Government and internal auditors and the Society was given 'A' class.

For the convenience of the patients and their relatives a small Gift Shop was run out of the Pocr. Box Charity Fund of the Hospital where penicillin and streptomycin injections and empty bottles for medicine were sold. A small library was maintained with books donated by many philanthropic persons and certain magazines were subscribed through the aforesaid Fund. Many of the ambulatory patients took advantage of this Library. A wheeled trolley with books continued to be sent to the wards for patients who were bed-ridden. A radio receiving set was also provided for the benefit of the ambulatory patients.

The Bombay Municipal Corporation's Dr. Bhajekar Hospital for incurable diseases having an accommodation for 38 beds admitted 95 patients during the year, while 14 were the balance of the last year. Out of 109 patients, 59 were discharged, 25 died and 25 remained under treatment at the end of the year. The maximum number of in-patients on a single day was 33 and the daily average worked out to 23. Some of the essential staff has been provided with rent free quarters on the premises. The total expenditure during the year 1957-58 amounted to Rs. 59,243 approximately and the daily average cost worked out to Rs. 7.08 per patient. The water supply of the Hospital was improved by installing storage tanks and suction pump.

855 members from 185 families were registered and 375 members were examined, investigated and advised at the Family Health Centre. Some of the persons were advised to attend the required out-patients departments of the K. E. M. Hospital for further investigation and treatment. The Health Visitor continued to visit families at their homes and advised the members regarding the advantage of routine check up. 1,316 visits were paid by the Health Visitor during the year. A small room in the Out-patients' department, equipped with toys and pictures, was maintained where the relatives of patients who brought children along with them could keep them so as to be away from possible risk of infection. A trained nurse was in charge of the nursery. The Hospital maintained two ambulance cars which were made available to the public at the scheduled rates. Poor and deserving patients were, however, given free ambulance service.

The Advisory Medical Board held 8 meetings during the year 1957. Ten meetings of the Staff Society were held where papers were read on various subjects which were published in the quarterly 'Journal of Post-graduate Medicine' for which a grant of Rs. 1,000 was sanctioned by the Corporation. Many research enquiries were undertaken during the year under the auspices of the K. E. M. Hospital and Seth G. S. Medical College Research Society, the expenses of which are met from the interest accrued on the corpus of the funds of the Society and also from the donations received from certain pharmaceutical companies.

The Shantilal Mathuradas Blood Bank worked satisfactorily during the year. 2,059 blood samples were supplied for transfusion as against 2,009 during the last year. The donors who gave blood were paid out of the Poor Box Charity Fund of the K. E. M. Hospital.

Dr. Jivraj N. Mehta Pharmaceutical Laboratory did satisfactory work during the year. 40,727 bottles of 13 different types of transfusion fluids and 5,261 ampoules of 8 different types of injectable drugs, were prepared. The approximate market value of the ampoules and the contents of the bottles manufactured was Rs. 64,817. The Laboratory also analysed 30 samples of drugs, etc.

Many philanthropic persons and institutions donated articles, such as milk powder, fruit, rice, etc., as also cash for which thanks are due to them.

The Hospital issued 17,038 certificates of various kinds to the applicants and realised a sum of Rs. 5,106 on account of scheduled fees for certain kinds of these certificates. The Resident Medical Officers attended during the year various courts in 597 medico legal cases.

The expanded School Clinic at the K. E. M. Hospital examined and treated 2,516 new and 23,894 old cases. The common complaints amongst the children were, anaemia, bronchitis, tonsillitis, etc. 190 children were operated in the Aural department, refraction was done on 340 children while 26 children were admitted in wards for various kinds of investigations, such as skiagrams, electro-cardiograms, etc. 170 cases were treated with massive vitamin 'A' injections. The expenditure on the Clinic amounted to about Rs. 38,600.

During the months of May-June 1957, the City was caught in the wave of 'Influenza' epidemic and members of the Honorary Staff, the Resident Medical staff, the nursing staff and the medical students of Seth G. S. Medical College, helped the authorities at the Arthur Road Hospital where a large number of influenza patients were admitted. 60 patients involved in the railway accident near Sewree-Wadala on the 2nd June 1957 were brought to the Hospital and prompt relief was rendered to the injured by the staff.

Many prominent persons from abroad visited the Hospital and the College during the year 1957 and they were taken round the institutions to observe their working.

The expenditure incurred on the maintenance of the Hospital during the year 1957-58, including liabilities, amounted to Rs. 33,13,867 approximately as against Rs. 29,10,960 in the previous year. Some of the budget grants had to be supplemented during the year as they were found inadequate, especially, grants under Books and Dead Stock, Equipment, Medicine, etc. The diet schedule for the in-patients as recommended by the Department of Nutrition, Government of Bombay, was continued.

The average cost during the year per in-patient per day was Rs. 9.70 as against Rs. 8.06 and Rs. 8-3-11 in the previous two years, respectively, while the average cost per in-patient admission was Rs. 94.84 as against Rs. 96.59 and Rs. 96-12-7 in the previous two years. Similarly, the average cost per out-patient attendance was Rs. 0.9 as against Rs. 1.19 and Rs. 1-5-1 during the previous two years, respectively, while the average cost per out-patient admission was Rs. 3.04 as against Rs. 3.12 and Rs. 3-4- for the last two years.

The above expenditure did not include amount of Rs. 50,180.53 spent from the Poor Box Charity Fund of the K. E. M. Hospital for medicine, injections, etc., given to the poor and deserving patients as against Rs. 51,345.28 during the previous year. Besides articles such as, artificial limbs, crutches, spectacles, etc., were also supplied to the poor patients either free or against part payment. During the year, donations to the extent of Rs. 24,550.12 were received as against Rs. 33,220.25 in the previous year. The collections from the boxes kept in the wards and departments amounted to Rs. 9,858.55 as against Rs. 11,981-3-3 in the previous year. Thanks are due to all those who helped the institutions.

XIX—BAI YAMUNABAI L. NAIR CHARITABLE HOSPITAL. BOMBAY.

1. The number of beds available for men, women, and children during the year was 336. The total number of in-patients admitted during the year was 14,735 as against 13,650 and 13,444 in the previous two years. Out of the total number of 15,099 in-patients (14,735 admitted during the year under report and 364 previous year's balance) 6,845 were cured, 4,769 were relieved, 1,989 either left the hospital against medical advice or were otherwise discharged and 1,108 died leaving a balance of 398 patients at the end of the year.

The maximum number of in-patients on any single day was 398 and the daily average worked out to 352.47. The average number of days each patient was resident was 8.51 against 9.69 in the previous year. The average cost per patient per day was Rs. 7.15 as against Rs. 7-2-2 and Rs. 7-11-7 during the previous two years.

2. The total number of out-patients attendance excluding casualty patients during the year was 2,73,225 against 2,70,463 of the previous year which gave a daily average of 9.32.62 patients as against 922.31 of the previous year. The highest number of out-patient attendance on any one day was 1,509 as against 1,394 in the previous year.

3. The total number of operations performed on in-patients and out-patients during the year was 4,727 and 5,801 respectively as against 4,843 and 5,737 in the previous year.

4. The Out-patient sections of the departments of Cardiology (Medical and Surgical), Gastro-enterology and Preventive and Social Medicine continued to work during the year under report.

5. The Poor Patients' Fund continued to provide deserving patients with such needy relief as could not ordinarily be given out of the Municipal Funds. The total amount of collection was Rs. 59,237.96 out of which the amount spent was Rs. 32,641.39 while contributions during the year by way of collections from out-patients and ward, boxes amounted to Rs. 12,728.66 nP.

Topiwala National Medical College.

1. The College had 354 under-graduate students on the roll at the end of the year out of which 89 were lady students. Besides there were 75 post-graduate students including 5 lady students. 55 students passed at the final M.B.B.S. examination held during the year 1957 and 9 students at the various other examinations.

2. A total expenditure of Rs. 4,04,600.00 was incurred during the year as against Rs. 4,00,207.00 in the previous year. The total income received on account of fees etc., from the students amounted to Rs. 1,33,329 as against Rs. 1,28,193.00 in the previous year.

3. The total number of students residing in the hostel was 62. Arrangements to accommodate the lady students in the Grant Medical College Hostel continued during

the year. The total expenditure incurred for the hostel was Rs. 15,890.00 while the income was Rs. 4,874

The construction work of the new hostel building started during the year and the same is nearing completion. The building is expected to be ready for occupation by November 1958.

4. The work of new College building was accelerated during the year, and the building is expected to be ready for occupation by June 1959.

XX—THE NAIR HOSPITAL DENTAL COLLEGE, BOMBAY 8.

The College has 76 Dental Chairs, 52 Electric Dental Units, 4 well equipped Laboratories, 2 Dental X-Ray Units, 1 Micro-Surgical Unit, 1 Nitrous Oxide Apparatus, 6 Microscopes, 1 Cinema Projector, 1 Epidiascope, 1 fully equipped Operation Theatre and other equipment to give dental treatment on modern lines and also provides facilities for teaching dentistry. There were 174 students including 24 lady students on the roll, 26 students including 3 lady students appeared and passed the Diploma Examination. The admission standard for the students is Inter-Science (B-Group) Examination of the Bombay University or an examination equivalent to it and the course extends over four years. The College also runs a Dental Clinic which treats patients at a nominal cost and supplies artificial teeth. During the year 58,697 patients were treated as against 56,917 in the preceding year. The total expenditure incurred was Rs. 2,12,142.00 as against Rs. 2,16,436.00 in the previous year; and the total revenue by ways of fees from students and patients was Rs. 86,299.00 as against Rs. 72,629.00 during the previous year.

The College has an Academic Council to look after the Academic affairs. There is also an Advisory Dental Board which conducts Final L.D.Sc. Diploma Examination and advises the Dean and the Municipal Commissioner in the policy to be followed by the College and in matters of administration referred to them by the Dean or the Municipal Commissioner.

XXI—MUNICIPAL GENERAL HOSPITAL, SION.

The bed accommodation in the hospital continued to be the same as in the past year. *viz.*, 350 (300 non-paying and 50 paying). 20,525 patients were admitted during the year as against 18,873, 16,926 and 15,528 during the preceding 3 years. The highest number of in-patients on a single day was 481. The daily average number of in-patients was 415 as against 405.2, 387.6 and 372.2 in the preceding three years which shows an encouraging increase in the popularity of this institution. The average number of days each patient was resident was 7.3 days as against 7.8, 8.35 and 8.7 of the preceding three years.

The total number of in-patients treated was 20,904 including 379 of the previous year. Of these 20,904 in-patients 13,248 were treated for medical and surgical complaints and 7,656 for maternity and Gynaec complaints.

The total number of operations performed on in-patients was 7,225 as against 5,751, 5,191 and 4,518 in the preceding three years. The average cost per in-patient on diet per day was 98 nP. as against Rs. 1-0-4, Rs. 0-15-6 and Rs. 0-14-6 in the preceding three years.

The total number of new out-patients was 1,21,978 with a daily average of 394.7 as against 1,02,146 and 330.5 respectively in the preceding year and 90,611 and 292.29 in the year preceding the last. The total number of out patients attendance was 4.84 lacs with a daily average of 1567.5 as against 4.44 lacs and a daily average of 1435.2 in the preceding year and 3.89 lacs and a daily average of 1235.35 respectively, in the year preceding the last. The largest number of out-patients attendance on a single day was 2,508 as against 2,413, 2,442 and 2,452 in the preceding three years. The total number of operations performed on the out-patients was 7,355 as against 6,986, 6,223 and 7,489 in the preceding three years. 24,261 accidents and other emergency cases were treated in the Casualty Department as against 20,553, 18,299 and 17,300 in the preceding three years.

The Paying Bed Scheme was started from 1st September 1951 and is working satisfactorily. The number of patients admitted in the general and special rooms during the year was 1,857 as against 1,643, 1,239 and 1,413 in the previous three years. 315 major and 319 minor operations were performed on paying patients as against 259 and 338 respectively in the previous years.

The Poor Box Fund at the close of the last year was Rs. 1,16,091.73 nP. as against Rs. 98,831.54 nP. in the previous year. During the year a sum of Rs. 68,512.05 nP. was collected in the charity boxes and by way of donations and the expenditure amounted to Rs. 59,866.57 nP. A balance of Rs. 1,25,737.21 nP. remained in the Poor Box Fund at the close of the year.

Nursing Training School—27 students were admitted for training in Midwifery Course and all were declared successful.

This hospital has been attached to T. N. M. College for Clinical Instructions to under-graduate students. The Hospital is also affiliated to the University of Bombay for Post-graduate as well as under-graduate students. Post-graduate students are admitted for hospital practice on payment of Rs. 15 per month.

The department of Anaesthesia working in close collaboration with the other departments of Surgery, Midwifery, Gynaecology etc., gave anaesthesia in 8,997 cases during the year under report.

XXII—GROUP OF TUBERCULOSIS HOSPITALS, SEWRI.

The Group of Tuberculosis Hospitals at Sewri stepped in the eleventh year of its existence with the year 1957-58. The total number of beds at these Hospitals continued to be 458 (270 males and 188 females). In addition to this, 100 beds were reserved at the Sarvodaya Hospital at Ghatkopar as was done during the previous year. A new T.B. Clinic and an 88 bedded Isolation Ward for advanced cases was opened at Dadasaheb Phalke Road on 9-6-1957. The Trustees of the Shri Ramkunwar Daftary Charitable X-Ray Institute Trust had donated a sum of Rs. 51,001 for the setting up of the Isolation Centre which was named at their request as "The Ramkunwar Daftary T.B. Clinic and Hospital." With the opening of the above-mentioned new clinic, the T.B. Clinic at Lalbaug was closed. The total number of beds under the control of the Corporation, thus, was 646 (389 for males and 257 for females). The total number of cases treated in the Group of T.B. Hospitals during the year 1957 was 3,431 (including 447 of the previous year) as against 3,123 during the previous year. The total number of surgical operations performed on the patients at the Group of T.B. Hospitals was 671 as against 668 during the previous year.

The follow-up of discharged patients and giving A. P. and P.P. refills were continued at the Group of T.B. Hospitals as before. The total number of such A.P. and P.P. refills given during the year were 152 and 26,313 respectively as against 326 and 30,640 respectively during the previous year. Some of the patients attended the Hospital for follow-up continuously for about 3 to 4 years. There were 653 new admissions to the out-door A.P. and P.P. refill Department during the year as against 770 during the previous year.

The total expenditure incurred at the Group of T.B. Hospitals during the year was Rs. 10,59,430. Additional expenditure incurred on the patients accommodated on the reserved beds at the Sarvodaya Hospital was Rs. 2,40,730.

The Poor Box Charity Collections including fees for Medical Certificates received at the Group of T.B. Hospitals during the year amounted to Rs. 7,597.56 nP. and a sum of Rs. 4,136.83 was spent on medicines, injections given to poor and deserving patients.

Gifts and donations received during the year included among others, a monthly donation of Rs. 100.00 with an additional donation of Rs. 1,500.00 in December 1957 received from Messrs. The British India Steam Navigation Co. Ltd., a water cooler costing about Rs. 1,828.00 from the Indian Red Cross Society and the various gift supplies of milk powder, rice, wheat etc., from the Salvation Army, the Catholic Relief Services, Red Cross Society. Shri Prabhu Bhakta, a philanthropist distributed milk of the value of Rs. 1,000.00 to the patients and Shri G. J. Zaveri donated Rs. 600.00 for blood transfusions.

229 advanced cases of Tuberculosis were treated in the Ramkunwar Daftary T.B. Isolation Hospital during the year 1957.

46,215 new cases attended at the various Municipal T.B. Clinics during the year. Out of these, 15,388 were declared to be affected with Pulmonary Tuberculosis and 30,817 were non-tuberculosis cases. 10 cases were suffering from T.B. of other parts. The total attendance at the T.B. Clinics was 82,245 inclusive of new and old cases, contacts, etc., etc.

XXIII.—EDUCATION.

At the close of the year, there were 2,75,984 pupils in 544 Schools and 84 Classes in Greater Bombay, the number in the City being 2,08,153 in 364 Schools and 46 Classes; in the Suburbs 52,175 in 124 Schools and 34 Classes and in the Extended Suburbs 15,656 in 56 Schools and 4 Classes. The corresponding figures for the previous year was 2,43,522 pupils in 518 Schools and 87 Classes which was made up of 1,85,713 pupils in 355 Schools and 47 Classes in the City, 43,700 pupils in 109 Schools and 39 Classes in the Suburbs, and 14,109 pupils in 54 Schools and 1 Class in the Extended Suburbs. It will thus be seen that there was a net increase of 32,462 pupils in Greater Bombay during the year. The highest number of pupils on rolls was 3,03,619 at the end of August 1957. The number came down to 2,75,984 at the end of March 1958. The average number of the pupils throughout the year was 2,36,796—1,82,478 in the City Schools, 42,704 in the Suburban Schools and 11,614 in the Extended Suburban Schools. The total number of teachers in the Municipal Schools at the end of the year was 7,316 out of whom 7,017 were ordinary teachers and 299 were special teachers, as against 6,603 teachers out of whom 6,332 were ordinary teachers and 271 special teachers in the preceding year. Out of 7,017 ordinary teachers, 5,306 were permanent and 1,711 were temporary against 6,332 ordinary teachers of whom 4,926 were permanent and 1,406 were temporary in the previous year. The percentage of trained teachers was 89.7 in the City, 86.5 in the Suburbs and 44.6 in the Extended Suburbs as against 89.3 in the City, 85.3 in the Suburbs and 35.4 in the Extended Suburbs in the preceding year.

The Class-room Formula which was approved by the Education Committee in August 1953 to determine the number of teachers was continued during the year under report. According to this Formula the number of teachers is fixed according to the number of Class-rooms in actual use (including rooms used twice in Double Session Schools) so as to ensure one teacher for each Class. The then prevailing basis of granting an additional teacher to larger schools was also revised allowing only one additional teacher to each school having an average attendance of 500 or more pupils. It was desirable to gauge the full implications of the Formula after carefully observing its working for a considerable time, so as to arrive at a final decision to accept it as a permanent measure after necessary modifications in the light of experience gained so far for determining the assignment of teachers to Schools. It was also observed that on the basis of the leave admissible to teachers, a leave reserve of 3½ per cent. of the total number of teachers should be adequate. Hence the percentage of leave reserves has been reduced from 7½ per cent. to 3½ per cent.

During the year, the syllabus of studies was divided month by month for the guidance of teachers and for facilitating gradual completion of studies in time as per Schedule. Teaching Aids on different subjects were supplied to the Schools in order to make teaching more interesting. Monthly tests were continued to be taken of pupils of Standards IV to VII and weekly tests of those of Standards I to III. Double Promotion Examinations were held in accordance with the revised rules so as to encourage really extra-ordinarily bright pupils.

In all 13,021 pupils (10,857 from City, 1,638 from Suburbs and 526 from Extended Suburbs) from Municipal Schools appeared for the Primary School Certificate Examination 1958 and 5,768 of them (4,779 from City Schools, 698 from Suburban Schools and 291 from Extended Suburbs) were declared successful.

Some of the main factors which hampered the progress of pupils were largeness of certain classes, lack of suitable buildings, inadequate facilities to pupils to study at home and economic conditions of the parents.

Schools with big Class-rooms sometimes had 55 to 60 pupils in a class rendering it unwieldy and unmanageable for the teachers. The standard of education thus suffer and especially it is so in the case of Schools run in hired residential premises. The evils of Double Sessions, etc. raised the question of adequate accommodation for Schools and it is hoped that an exhaustive programme of new building construction which has now been taken up would improve the situation to a large extent in a few years.

The number of Municipal-owned school buildings at the end of the year was 74 of which 37 were in the City and 37 in the Suburbs. In the extended suburbs 25 buildings are Municipal owned. The rest of the Schools were housed in rented buildings.

The unsatisfactory condition of rented buildings continued to be a great handicap especially for want of proper and timely repairs on the part of the reluctant landlords thereof. Though the Department is alive to the urgency of the problem much still is required to be done in this direction and it is hoped that better results would be shown in this matter in the next few years.

Besides, imparting education in the three Rs the Corporation also imparts Vocational Education. There were 22 Vocational Classes in 11 Vocational Schools which prepare pupils for Primary School Certificate Examination with the subject of Craft as one of the Compulsory subjects. Carpentry and Tailoring are also taught in the Schools. Other subjects taught are Sewing, Embroidery, Printing, Book-binding, Repairing of Clocks, Sign-board Painting and Carpet Weaving. In all, 3,741 pupils were attending these Classes out of whom about 1,857 pupils received instructions in Carpentry and 1,442 in Tailoring.

At the close of the year, there were 334 Aided Schools in Greater Bombay (226 in the City, 67 in the Suburbs and 41 in the Extended Suburbs) as against 324 in the previous year. The number of pupils in these Aided Schools was 87,928 as against 79,815 in the previous year. The number of Recognised Schools not receiving Grant-in-Aid was 56 with 11,314 pupils as against 67 with 14,390 pupils in the previous year.

Some of the Recognised Schools from the Extended Suburbs which were taken over by the Municipality from the Thana District School Board on 1-2-1957, and which were shown in the last year's report as Unaided Recognised Schools were transferred during the year to the list of Aided Schools.

The total number of teachers in Aided Schools including 472 Special Teachers was 3,031 as against 2,870 in the previous year. The total amounts of Grants recommended for payment to Aided Schools was Rs. 4,71,374 for the City and Suburban Schools and Rs. 44,905 for the Extended Suburban Schools.

The average cost per pupil calculated on the total number of pupils on the Rolls in the Aided Schools worked out to Rs. 72.5 in City, and Suburbs and Rs. 80.7 in the Extended Suburbs. The average cost per pupil to the Corporation by way of Grant was Rs. 6.5 for City, and Suburbs and Rs. 7.8 for Extended Suburbs.

A Revised Grant-in-Aid Code which was prepared and submitted to the Education Committee as mentioned in the previous reports is under consideration of that Committee.

The work of enforcement of compulsion was being looked after by the Assistant Special Attendance Officer with the help of Superintendents of Municipal Schools and their Subordinate Supervisory Officers.

As required by Rule No. 5 of the Rules framed by Government under Section 18 of the City of Bombay Primary Education Act, as amended up-to-date, a Census of non-attending children of school going age, i.e., from 6 to 11 years as well as those aged 3 to 6, was carried on from 8th July to 4th August 1957.

Physical Education was imparted in almost all the Schools on the lines of the curriculum laid down by Government with suitable modifications. The number of pupils taking Physical Education in the Greater Bombay was 2,72,243 out of the total number of pupils 2,75,984. Mass Drill Displays were held at five Centres—two in the City, two in the Suburbs and one in the Extended Suburbs—wherein about 12,000

pupils participated. Annual Sports were also held as usual. To train the teachers in the Physical Education, three Physical Training Classes were held.

The National Discipline Scheme which was put in force on 22-11-1956 at two Centres—Dongri and Bandra made good progress during the year under report. Two demonstrations were held, exhibiting the Physical feats, by pupils undergoing training under the Scheme.

The Municipal Boy Scout and Girl Guide Association continued their activities vigorously as before. The usual activities such as week-end camps, social work, etc., were carried out during the year. The National Scout Week and the Annual Scout Sports and Rally were also held as usual. For the first time a Scout-Guide Conference was arranged at Government Training Institute for Physical Education, Kandivali, Bombay, to enable the teachers working in the field to acquaint with the new change and get fresh and upto date knowledge of the Scout Movement. For the first time a Preliminary Training Camp and Patrol Leaders' Training Camp for Guides were organised during the year under report. With the intention to explain the working of the Scout and Guide Movement to different Officers working in the Education Department and with a view to getting themselves fully acquainted with the subject, an Explanatory Training Camp was organised at Tansa.

During the year, the Central Library for Teachers contained 19,265 books as against 18,628 books in the previous year and a good number of teachers took advantage of the same. The daily average attendance in the Library was satisfactory. The School Health Service under the Executive Health Officer was continued as before for the benefit of the children of Municipal Primary Schools. Medical Examination of 65,370 pupils was taken by the Medical Inspection Department during the year. Free Medical treatment was given at the Municipal Dispensaries and at the Central School Clinic at the K. E. M. Hospital and at the various Vaccination Centres. Free milk and snacks were supplied to about 46,500 undernourished children in the City Schools in the year. The Milk Scheme continued to function satisfactorily in the Suburbs also.

Various extra-curricular activities such as Vacation Libraries in the Summer Vacation, Sharad Utsav, School Anniversaries, Excursions, Co-operative Stores were carried on as usual during the year under report.

The average yearly cost per pupil in the City & Suburban schools and in the extended suburban schools calculated on the number of pupils on Roll was Rs. 66.63 and Rs. 22.84 respectively.

The income side of the Education Fund is more or less fixed. The Corporation's contribution is restricted and so also the Government Grant. Other sources contribute a very negligible amount to the total receipts of the Education Fund. Hence, with inelastic source of revenue on one hand and ever increasing demands for more and better equipped schools and educational facilities for the increasing population on the other, the Corporation finds it very difficult day by day to cope with even the urgent needs of the Primary Education Department. Unless, therefore, the income side is substantially augmented by increased contribution either by the Corporation or the Government, there will be no alternative but to consider seriously the proposal of levying an Educational Cess for effecting substantial increase in the Revenue.

Information regarding the work done by the Research Unit is given in the report of the Research Officer printed separately.

Research.

XXIV.—PUBLIC HEALTH DEPARTMENT

Area and Population.—The vital statistical rates in this report are based on the 1951 Census population figure *viz.*, 23,29,020. The mid-year estimated population was 28,82,000. The area of the city is 26.189 square miles (16,751.42 acres) with the population density of 139 per acre.

Vital Statistics

Birth and death registration.—64,526 live-births and 33,164 deaths were registered during the year. The rates of births and deaths per 1,000 of the census population were 27.7 and 14.2 respectively and they were 22.4 and 11.5 per 1,000 of the mid-year estimated population. Still-births totalled 2,861 *i.e.* 4.4 per cent. of live births.

Infant mortality. numbered 7,820 which was 668 more than in the preceding year. The infantile death rate (per 1,000 live births registered) was 121.2. Excluding the deaths of out-born infants, the infant mortality rate was 111.2. Diseases of the respiratory system, infantile debility and premature births caused 5,749 or 73.4 per cent. of the infantile deaths.

Maternal and child welfare service was rendered through the five Municipal Maternity Homes in the city with their 5 main and 10 subsidiary clinics. Each subsidiary clinic worked two days every week and the five main clinics worked thrice every week. The maternity and child welfare unit at Dharavi was conducted by 2 Resident Health Visitors under the supervision of the medical officer, Cadell Road Maternity Home.

There was no addition to the total schedule bed-strength of 129 beds in the Municipal Maternity Homes though the heavy demand on the bed accommodation caused, some overcrowding of maternity cases during the peak season.

The health visitors of this Service paid 37,503 domiciliary visits in their respective districts and conducted 2 confinements at homes during the year, while the medical officers personally visited 2,910 cases.

The number of confinements that took place in the 5 Municipal maternity homes was 9,277, *i.e.* 13.8 per cent. of the total births in the city during the year.

B. C. G. vaccination was given to 4,766 new-born babies at the 5 Maternity homes.

The maternal mortality rate recorded during the year was 1.5 as against 1.0 in the previous year.

Birth spacing on medical grounds.—The total attendance at the 18 family planning clinics was 8,655. 6,980 women were given advice and supplied with appliances free of charge.

Infectious Diseases.—This year there was a minor cyclical epidemic of Smallpox in the first quarter and in May-June the pandemic wave of Influenza swept over Greater Bombay. A total of 9,002 cases of infectious diseases were reported as against 7,909 in the preceding year, the excess having been due mainly to the epidemic of Small-pox. Plague was absent. Cholera caused 7 attacks (including 2 originating in other local areas of India) and 5 deaths. Small-pox caused 2,011 attacks (including 133 cases originating in other local areas of India, and 1 imported) and 502 deaths, and Enteric Fever caused 2,463 attacks (including 100 cases originating in other local areas of India and 258 deaths, while Diphtheria caused 2,896 attacks (including 197 cases originating in other local areas of India) and 92 deaths.

Immunization.—During the year, 14 persons were inoculated against plague, 50,734 against cholera, and 1,30,634 against enteric fever. Primary vaccinations and re-vaccinations done against small-pox were 73,767 and 14,01,329 respectively, as against 69,146 and 2,17,940 respectively in the preceding year.

Isolation.—The total number of patients admitted in the City Fever Hospital, Arthur Road, was 23,529. The daily average bed-occupancy was 572.

Leprosy.—The control of leprosy in the city is exercised through the Acworth Leprosy Home, Wadala. This also includes an outpatient clinic, the cost of conducting which is chiefly borne by this Municipality. The Home provides in-patient treatment to 396 patients (284 males and 112 females).

The average daily attendance of patients at the out-patient clinic was 236.4 and the number of new patients treated during the year was 3,104.

Contacts Examination.—1,044 contacts were examined at their homes and 220 were persuaded to attend the clinic where they were examined. 54 of the contacts were discovered to have leprosy lesions and 93 who interrupted treatment at the clinic were persuaded to resume treatment. In all, 4,338 domiciliary visits ('first' 475 and subsequent 3,863) were paid by the health visitors during the year. Case detection was also done at the Municipal free dispensaries. The five Centres opened on 1st November 1955, under the Greater Bombay Leprosy Control Scheme, including one in the Suburbs, continued to function as the diagnostic and treatment centres.

Malaria was registered as the cause of 4 deaths as against 3 in the previous year and the number of persons 'treated for malaria' at the Municipal dispensaries was 'nil' as against 2 in the preceding year.

Tuberculosis took a toll of 2,771 lives and the death rate of T. B. was 1.2 per 1,000 of population.

Venereal Diseases.—A total number of 18,636 venereal cases were treated (males: 16,316 and females: 2,320). During the year, 23,832 persons availed of the eight prophylactic treatment centres, the average daily attendance for treatment and prophylaxis being 865.6.

Medical relief.—The number of new cases treated at the 26 dispensaries and one mobile dispensary unit was 4,61,202 as against 3,85,554 in the previous year. The total attendance numbered 21,39,743 as against 19,58,581 in the preceding year. Dispensaries for women and children were conducted by three part-time lady doctors at 6 general dispensaries, each thrice a week. The number of new cases treated at these dispensaries was 8,180 as against 7,490 in the preceding year. The total attendance of patients was 93,590.

The Bai Lingubai Eye Dispensary was conducted at Kamathipura along with the Bhoomaya Poshety Ashanol Free Ophthalmic Hospital. The hospital has an accommodation of 12 beds, 6 for males and 6 for females, and also a modest yet well-equipped operation theatre. The total number of new cases treated during the year was 11,921 including 241 in-patients. The total attendance of patients was 83,433.

Health Education and propaganda.—Health exhibitions and health education film shows on various health subjects were arranged by the Public Relations Department. The propaganda van fitted with a public address system assisted in the mass vaccination and inoculation campaigns. The Department carried out health weeks and cleanliness campaigns. Posters, health charts, placards, etc., were exhibited. Special propaganda was carried out during the 'flu epidemic, on precautions against 'flu, and about the general information regarding the disease and facilities provided by the Municipality.

School Health work.—In all, 65,370 children (35,406 boys and 29,964 girls) were medically examined. Of these 55,068 were found to have one or more ailments. Of the total defects found, 25.48 per cent. were "general debility," 23.26 per cent. "dental defects," 14.91 per cent. "throat troubles," 19.78 per cent. "enlarged lymphatic glands," 4.26 per cent. "skin diseases," 2.92 per cent. "eye troubles" and a small per cent "defective vision," "defects in nose," etc.

The total number of cases of school children treated at the School clinic at the K. E. M. Hospital was 24,005 out of which 3,191 were new cases and 20,814 repeat cases.

400 sets of emergency outfit were supplied to Municipal Schools and Classes. 20,814 pupils with errors of refraction were supplied with appropriate pairs of spectacles free of charge. Out of 77 suspected cases of leprosy, amongst the school children, on examination, 26 cases were found to be negative. 34 did not present for further examination as directed and 10 were found to be positive cases and hence were prevented from attending the schools and 7 cases were kept under observation. 1,018 children suffering from other skin diseases such as scabies, ring-worm, etc., were treated in schools. Talks on different health subjects were given by the school medical officers and school health nurses. 245 children were taken to and treated at the Municipal dispensaries.

A daily free milk feed of 8 ounces of pasteurized toned milk was given to weak and undernourished children on every school working day. The number of pupils supplied milk varied from 37,290 to 52,140, according to the position of supply of milk. Snacks—chikki and fruits—were also given along with the daily milk feed.

Food Sanitation.—The number of inspections made during the year by the inspectorial staff of the health department at the premises of milch cattle stables, dairies, and milk shops, eating houses, aerated water works and other premises where food was sold was 1,617; 8,455; 24,846; 613 and 11,850 respectively. 2,161 persons importing milk in the city were inspected, out of whom 666 were found to have no licence and 513 were found carrying milk in cans without covers. Besides, 311 were found with grass rings in their milk vessels, and statutory action was taken against all of them.

Prosecutions were instituted in 112 cases of hawkers found selling milk in street without licences. The total number of persons prosecuted for conducting milk shops

without licence and those for breaches of the milk shop licence conditions was 717 against 1,426 in the previous year. The mobile food-raid squad continued to take samples of milk and food-stuffs by surprise.

Municipal laboratory—25,429 samples were examined during the year as against 28,792 in the previous year. Of these, 15,180 were examined chemically, 2,474 clinically and 7,775 bacteriologically. The samples examined chemically included 10,435 of milk, 216 of ghee, 753 of butter, 13 of vegetable products and 3,763 of other articles of food. Out of the samples examined under the Prevention of Food Adulteration Act, 1954, 4,678 samples of milk and curds, 407 of ghee and butter, 166 of oils, 134 of prepared tea and 380 of other articles were found non-genuine and led to prosecutions being launched against the offenders.

XXV—MUNICIPAL PRINTING PRESS

During the period under report, 225 Tons of Paper were purchased from the market to meet the requirements of the various departments. The total number of printing jobs executed by the Press were 9,177 and the number of pages printed were 38,151 as against 8,041 jobs and 35,518 pages in the preceding year, those for the B. E. S. & T. Undertaking accounting for 37 jobs and 1,570 pages and 37 jobs and 2,206 pages respectively.

The total quantity of paper consumed during the year under report was 226½ Tons as against 202½ Tons and 191½ Tons in the preceding two years.

92 Voluminous jobs required in connection with the General Elections 1957 were carried out by the Press at a total cost of Rs. 12,870.45.

Transactions of the Press for the year closed with a surplus of *Rs. 16,827 on the total turnover of Rs. 10.43 lacs against the surplus of Rs. 8,519 and the turnover of Rs. 9.75 lacs and Rs. 9.63 lacs for the previous two years.

The work of implementing the recommendations of Messrs. Ibcn Ltd., on the re-organisation of the Press continued during the year under report.

The Labour Staff as on 28th February 1958 consisted of 227 workers as against 230 workers and 237 on the same date in the last two years.

XXVI—LEGAL DEPARTMENT

During the year under report, the Department continued to attend to contested matters and other proceedings in the High Cour, City Civil Court, Small Causes Court and Police Courts. During the year, the Department received 7,866 files, addressed 1,765 letters to outside parties or their legal advisers and gave advices on 110 documents. Corresponding figures for the preceding year were 7,845 files, 1,784 letters and 140 documents. The report contains figures of High Court Suits as well as number of documents such as conveyances etc., that were completed.

The income by way of costs recovered amounted to about Rs. 12,779-94 nP. and the expenditure to about Rs. 4,379-40 nP.

XXVII—LABOUR DEPARTMENT

During the year under report, there were 10 Unions of Municipal employees, with a total membership of 23,527. The total number of labour staff employed in 8 main departments was 31,230 persons. Labour relations were not harmonious and strikes took place. In all 17 Joint Councils were functioning during the year. They generally help to create harmonious relations between the Administration and the Labour. The Labour Officer dealt among other things 1,634 individual grievances of the labour staff of the various Municipal Departments.

* The figure indicates working surplus. The work is charged on the basis of actual cost. The Press does not work with a view to making a profit.

Scholarships and Medical Assistance Schemes. Under the scheme for scholarships, 226 applications were received for scholarships and 146 scholarships were awarded at a total cost of Rs. 18,000. 553 applications were received for medical assistance and help to the extent of Rs. 16,622 was given in 501 cases.

Welfare Department. The Welfare Branch of the department organized recreational, educational and other activities for the benefit of about 6,500 Municipal Workers and their dependents. A small maternity home was also conducted for the benefit of the employees living at the Chembur Labour Camp.

Miscellaneous. The Labour Officer also attended the hearing of day-to-day offence reports of all Municipal Hospitals and Fire Brigade Staff.

XXVIII—PUBLIC RELATIONS DEPARTMENT

This department disseminated knowledge on health, hygiene and cleaner living among the citizens through popular media of propaganda such as posters, leaflets, health exhibitions, film shows, cleansing campaigns, talks etc., in performance of normal duties. It also participated in various celebrations such as World Health Day, Prohibition Week, Five Year Plan Publicity Week, Social Education Week organised by Government, Semi-Government and Social Organisations. During the annual fairs held in different parts of the city it took an opportunity for health propaganda. It helped the Public Health Department in campaigns against communicable diseases and drives against exposed food.

XXIX—THE BOMBAY CIVIC JOURNAL

The Journal completed 4 years of its life at the end of February 1958. Besides the usual monthly issues, an Annual Number, an Independence Day Number and a Diwali Number were published during the year under report.

XXX—MAHATMA GANDHI MEMORIAL OLYMPIC SWIMMING POOL

The Administration of the M. G. M. O. Swimming Pool continued under the direct control of the Bombay Municipal Corporation. The post of Officer-in-Charge on Special Pay of Rs. 100 per month plus C.A. of Rs. 25 was abolished and the post of part-time Manager on Rs. 290 per month (fixed) plus C.A. of Rs. 150 for motor car or Rs. 80 per month otherwise, was created instead, from 1st September 1957.

The Swimming Pool was closed during the period from 11th December 1957 to 9th March 1958 for fixing glass mosaic tiles to its bed and sides and carrying out other incidental repairs. In order to attract more public to the Pool and to increase its usefulness to them some changes were effected in the working hours and Schedule of fees. Facilities to polio crippled children etc., were also given and in all 14 persons took advantage thereof.

“Fifth Anniversary Day” function was held on 27th April 1957 and winners were awarded prizes. Water Polo matches were played with local clubs and a team of the Swimming Pool participated in water polo competitions organised by the Gollwalla Water Polo League, at Municipal cost. The Pool premises were given for use, free of charge, to the Bombay State Aquatic Association, the University of Bombay, the Indian Air Force for holding their respective aquatic sports. Reservation of the Pool, on payment of prescribed fees, was also allowed to college, school, etc., parties as usual. Five members of the Pool were included in the Bombay team, at Municipal cost, for participation in the Bombay-Colombo-Dual-Aquatic-Meet held at Colombo in December 1957. Some members were also allowed to participate in aquatic competitions at Municipal cost, organised by the Bombay State Aquatic Association and other aquatic institutions in the City. The Pool's premises were placed at the disposal of the American Woman's Club in Bombay for staging their water shows “Aqua Follies” on 29th March 1958 and 30th March 1958 the proceeds of which were donated to local Indian charities. These shows gave much publicity to the Swimming Pool.

The collection of fees at the Pool amounted to Rs. 86,865 as against the amount of Rs. 77,850 for the preceding year.

XXXI.—ORGANISATION AND METHODS DIVISION

The Organisation and Methods Division started functioning with the appointment of only one officer at the beginning of the year. Two other posts of Organisation and Methods Officers were filled in from 10th February 1958. It was decided in October 1957 that all Establishment proposals should be scrutinized by the Organisation and Methods Division instead of by the Test Audit Officer. During the year under report about 612 such proposals were attended to. The Organisation and Methods Division was also asked to report on certain matters common to all departments.

XXXII.—RESEARCH UNIT

The Research Officer conducted an experiment to assess the effect of Child centred Teaching practices and cor-related play activities on the quality of attainment, attendance and discipline in Std. I. A sample of 84 divisions of Std I comprising 4,000 children belonging to four major language groups viz., Marathi, Gujarati, Urdu and Hindi was selected. The experiment was found encouraging.

With a view to improving the hand writing of children, a hand-writing scale for Std. I children has been prepared from 8,000 Hand-writing samples.

To determine the general ability of teachers for recruitment to posts of Primary Teachers, standardised tests in Marathi, Gujarati and Urdu have been devised and administered.

A study of the age of entry of children in Std. I revealed that 33 per cent. of the children were above 7 years of age when they joined school in Std. I. A sample survey of 6,041 children in Std. I. revealed that 21 per cent. were repeaters, whose age of entry on an average was higher than that of the new entrants, which suggested that the younger age of entry is not the reason for stagnation.

In addition, the following problems are under study for the current year :—

(1) Incidence of wastage and stagnation in Primary Education, and the reasons for stagnation, the subjects in which children fail, the age of the children and its relation to attainment in school.

(2) A comparative study of the attainment of children attending school for a longer session of 5½ hours and that of children in the short session of 2½ hours has also been undertaken.

XXXIII.—WARD OFFICER'S DEPARTMENT

The Ward Officer dealt with the complaints received from the public regarding buildings, drainage, sanitation, water supply etc. These complaints were investigated by the Ward Officer and his Assistants by personal visits and extracts thereof were sent to departments concerned for action. Similarly defects noticed by the staff in private buildings and in the Municipal services, during their daily rounds, were also referred to departments for immediate attention. The complaints and other references were closely followed up to assure that they were attended to by the departments satisfactorily without delay. During the year under report about 13,167 complaints were sent to different departments for action. A complete record of all the complaints was maintained.

XXXIV.—MUNICIPAL SERVANTS' ACT

Labour Relations : Labour relations were not harmonious during the year under review. The workers were restive and there were cases of indiscipline accompanied by several stoppages of work. The Municipal Mazdoor Union served the Corporation with a strike notice in the month of June 1957 when the labour staff of the Hospitals and Colleges had decided to strike work on 25th June 1957 with a view to get their

demands regarding revision of grades, etc., conceded. Fortunately this strike did not materialise. The Hospital labour staff, however, staged a token strike on 13th July 1957. Again in the month of September 1957 the Hospital labour staff went on strike for four days from 16th to 19th September and there was also a general strike of the Municipal labour staff sponsored by the Municipal Mazdoor Union in sympathy with the strike of the Hospital labour staff which lasted for two days *viz.*, 18th and 19th September 1957. This strike was followed by negotiations and conciliation proceedings and an amicable settlement was arrived at between the Union and the Corporation. The Union was also granted recognition.

A notice of strike was also served by the Executive Staff Union on 26th November 1957 when the matter was referred to the Conciliation Officer and the conciliation proceedings were immediately started.

The Bombay Fire Services Union had also served a strike notice on the Corporation in the month of March 1958 and negotiations were immediately started and an agreement was arrived at between the Union and the Corporation. Excepting the occasions mentioned above, there was no appreciable dislocation of work at any other time and there was no occasion to invoke the provisions of the Municipal Servents' Act during the year under report.

V. L. GIDWANI,
*Municipal Commissioner
for Greater Bombay*

FINANCIAL

No. A.E./O/210 of 9-9-1958.

Report from the Chief Accountant on the accounts of the General Municipal Administration, the Improvement Schemes and the Education Fund for the year 1957-58.

GENERAL MUNICIPAL ADMINISTRATION

The following statement summarises the transactions for the year pertaining to Revenue and the actuals for the preceding year:—

	1957-58			Actuals for 1956-57.
	Budget Estimates.	Revised Estimates.	Actuals.	
	Rs.	Rs.	Rs.	Rs.
Opening Balance ...	1,10,34,000	92,92,471	92,92,471	1,30,31,231
Income ...	10,32,13,418	10,48,87,674	10,95,74,478	10,48,07,013
<i>Expenditure—</i>				
Budget Estimates ...	Rs. 10,64,03,253			
<i>Add—</i> Ear marked provisions..	50,00,000			
	11,14,03,253	11,29,61,208	10,72,54,063	9,92,07,147
	81,89,835 (Deficit)	80,73,534 (Deficit)	23,20,415 (Surplus)	55,99,866 (Surplus)
Balance ...	28,44,165	12,18,937	1,16,12,886	1,86,31,097
<i>Add—</i> Recoupment of Advance made from the Surplus Cash Balance for purchase of Capital Stores during 1956-57	+39,08,897	+39,08,897	+6,46,642
Total ...	28,44,165	51,27,834	1,55,21,783	1,92,77,739
Reservation for Advance <i>vide</i> para. 2	+5,59,166	-1,37,05,022	-99,85,268
Closing Balance ...	28,44,165	56,87,000	18,16,761	92,92,471

2. The details of reservation for Advances, etc. are:—

<i>Increase in—</i>	Rs.	Rs.
Contribution towards Improvement Schemes ...	10,325	
Renewed Grants ...	9,91,762	
Capital Stores Balance (still to be recouped) ...	1,02,70,279	
Reserve Stores Balance (including Foras Road and Line Suspense Account).	6,39,510	
Miscellaneous Advances, Outstanding ...	21,10,393	
	Total ...	1,40,22,269
<i>Deduct—</i>		
<i>Decrease in</i> Advance for Plant and Machinery		3,17,247
	Total ...	3,17,247
	Net Increase ...	1,37,05,022

3. The net unhypothecated Surplus Cash Balance on 31st March 1958 was as under:—

Liabilities.	Assets.
Reserve Stock (including Foras Road Stock and Line Suspense Account.)	Surplus Revenue Fund as per Appendix No. 2.
Capital Stores including Foras Road (to be recouped).	
Advance for Plant and Machinery ...	
Miscellaneous Advances ...	
Minimum required by Law ...	
Surplus Cash Balance ...	
Total ...	Total ...
Rs. 2,20,65,429	Rs. 2,20,65,429

4. The Opening and Closing Reserve Stores (including Capital Stores) Balances for the year 1957-58 are compared below:—

	Opening Balance.	Closing Balance.	Increase Decrease.
	Rs.	Rs.	Rs.
Serviceable Stores—			
Reserve Stores ...	23,28,504	28,05,358	+4,76,854
Reserve Stores (Foras Road Depot) ...	99,101	2,62,154	+1,63,053
Line Suspense Account ...	82,929	82,533	—396
Capital Stores ...	1,32,02,170	2,34,72,449	+1,02,70,279
Capital Stores (Foras Road Depot) ...	32,378	25,716	—6,662

5. The loan liabilities at the beginning and at the end of the year were as under:—

Outstanding debt 1st April 1957.	Loans raised during the year.	Repayment during the year.	Outstanding debt on 31st March 1958.
Rs.	Rs.	Rs.	Rs.
33,41,31,582	3,27,85,781	64,64,029	36,04,53,334

The details of the loans raised are as stated below:—

- (1) Rs. 1,00,00,000 ... Being the loan received from the Government of India through the Government of Bombay for the Vaitarna-cum-Tansa Scheme. The loan is to be repaid in seven equated instalments at 4 per cent. interest Per annum commencing from 1961-62 as sanctioned under G.R.F.D. No. LON. 3257/F-2 & 3258/F-2, dated the 18th December 1957, and 9th April 1958, respectively. The interest on the loan only is to be paid annually till the payment of the equated instalments of the loan commences.
- (2) Rs. 1,14,10,500 ... Being the loan of Rs. 105 lakhs issued at a discount of Rs. 1.25 with a currency of 12 years at 4½ per cent. interest raised by public subscriptions out of Rs. 350 lakhs loan sanctioned under Corporation Resolution No. 282, dated the 4th July 1957 and G.R. No. LON. 3257, dated the 21st October 1957. The provision of Sinking Fund is sanctioned on 20 years basis at 3½ per cent.
- (3) Rs. 1,00,00,000 ... Being the loan of Rs. 100 lakhs issued at Rs. 98.75 at 4½ per cent. interest with a currency of 25 years raised internally as sanctioned under Corporation Resolution No. 282, dated the 4th July 1957 and G.R. No. LON. 3257, dated the 21st October 1957. The provision of Sinking Fund is based on 3½ per cent.
- (4) Rs. 13,75,281 ... Being advances from Special Funds for purchase of Plant and Machinery repayable by annual equated instalments in five years at 4 per cent. interest per annum.
- Total ... 3,27,85,781

The repayments during the year were as under:—

- (1) Rs. 18,57,776 ... Repaid to Government on the basis of payments from Revenue in respect of Advances taken from them.
- (2) Rs. 25,10,500 ... Repaid to Debenture holders out of Sinking Fund Investments.
- (3) Rs. 20,95,753 ... Repaid to different special funds out of Revenue on the basis of equated payments.
- Total ... 64,64,029

The position of the Sinking Fund is shown below:—

Amount of Fund on 1st April 1957	Interest etc. realised.	Sinking Fund Instalments.	Total.	Withdrawn for payment of loans.	Amount of Fund on 31st March 1958
Rs.	Rs.	Rs.	Rs.	Rs.	Rs.
6,13,32,632	23,08,123	1,01,82,043	7,38,22,798	25,10,500	7,13,12,298

The value of securities held in the Sinking Fund Account on the basis of market rates prevailing on 31st March 1958 including accrued interest and Cash exceeded the actuarial amount of the Sinking Fund by Rs. 6,13,969 which is held in the Sinking Fund Account.

6. A detailed comparison between the Budget and Revised Estimates and the actuals will be found in Appendix No. 3. The estimated income for the year was Rs. 10,32,13,418 and Revised Estimate was Rs. 10,48,87,674. The actuals amounted to Rs. 10,95,74,478 resulting in an increase of Rs. 63,61,060 on the Budget Estimates and of Rs. 46,86,804 on the Revised Estimate. The details of increases and decreases are given in Statement 'A.'

7. The position as regards income from General Tax, Water Tax and Halalkhore Tax will be seen from the sub-joined statement:—

	1957-58	1956-57	Increase
	Rs.	Rs.	Rs.
(1) General Tax at 17½ per cent. (including Fire Tax)—			
Total Collection booked	4,28,75,695	4,04,73,360	
Deduct—Recoveries for previous years	*... 80,31,525	69,50,953*	
	3,48,44,170	3,35,22,407	
Add—Outstanding for the year at the close of the year	*... 1,27,40,174	1,28,07,159*	
Total	4,75,84,344	4,63,29,566	
(2) Water Tax at 3½ per cent. and water charges by measurements and at compounded rates—			
Total—Collection booked	2,53,22,808	2,35,65,451	
Deduct—Recoveries for previous years	*... 66,45,874	62,80,344*	
	1,86,76,934	1,72,85,107	
Add—Outstanding for the year at the close of the year	*... 56,11,162	47,66,271*	
Total	2,42,88,096	2,20,51,378	
(3) Halalkhore Tax at 3 per cent. and for special services—			
Total—Collection booked	73,79,744	72,46,052	
Deduct—Recoveries for previous years	*... 13,04,114	14,25,949*	
	60,75,630	58,20,103	
Add—Outstanding for the year at the close of the year	*... 24,76,816	23,31,049*	
Total	85,52,446	81,51,152	
Net demand on account of Property Taxes inclusive of refunds.	8,04,24,886	7,65,32,096	38,92,790

* As supplied by A and C.

TOWN DUTIES

8. The various articles on which duty was levied at the time of import under the provisions of Sections 192(i) of the Bombay Municipal Corporation Act, the amount levied and refunds allowed thereon under Section 195 on their export are shown in Appendix No. 17.

The gross collections for the year were estimated at Rs. 1,04,19,268 the refunds and commission charges at Rs. 22,21,000 and the net revenue at Rs. 81,98,268. The revenue collected and paid into the Municipal Treasury in the year amounted to Rs. 1,14,71,646 and after deducting the amount of Rs. 24,02,101 (on account of refund Rs. 21,82,998 and on account of fees for collection Rs. 2,19,103 credited to a separate Revenue Head) the net receipts amounted to Rs. 90,69,545 showing a decrease of Rs. 65,397 as compared with the actuals of the previous year.

SALE PROCEEDS OF LAND

9. There was no balance to the credit of the Land Sales Reserve Fund as on 1st April 1957. The sale proceeds of surplus land during the year amounted to Rs. 2,63,647. This amount being less than Rs. 10 lakhs transfer to the Fund was not made. At the end of the year no surplus land remained available for sale.

REVENUE EXPENDITURE

10. The final sanctioned grants amounted in the aggregate to Rs. 13,72,25,293 as follows:—

Budget Grants	Rs.	10,64,03,253
Unexpended Grants for previous years renewed for expenditure	...	1,87,77,419
Additional Grants	...	1,20,44,621
Final sanctioned grants	...	13,72,25,293

The transfers from one Budget head to another, without effecting the total Budget provision for the year amounted to Rs. 6,29,250.

11. Against the final grants for the year aggregating to Rs. 13,72,25,293 as stated above, the actuals amounted to Rs. 10,72,54,063 leaving an unexpended balance of Rs. 2,99,71,230 at the close of the year. Of this, a sum of Rs. 2,05,00,826 is being renewed for expenditure during 1958-59 against Rs. 1,95,09,068 in 1957-58 and the balance of Rs. 94,70,404 is being allowed to lapse as detailed in Appendix No. 4.

In Statement 'B' details of proposed renewals and savings will be found classified according to the nature of work.

12. The percentage of establishment proper and of labour to the total expenditure for 1957-58 and the previous year are as given below:—

	Percentage to Total expenditure during.	
	1957-58	1956-57
(1) Establishment proper including supervision ...	10.13%	9.93%
(2) Labour ...	9.76%	10.08%

13. The amount of new loan proposed in the Budget for 1957-58 was Rs. 500 lakhs. The amount was increased to Rs. 513 lakhs in the revised estimates.

The loan of Rs. 1 Crore was raised from Government in one instalment. The loan of Rs. 1,14,10,500 was raised by Public Subscription and Rs. 100 lakhs was raised internally. The total amount actually raised to finance the Capital Expenditure including purchase of Plant and Machinery was Rs. 3,27,85,781 as detailed in paragraph 5 above.

Balance of the loan of Rs. 1,85,89,500 out of the loans aggregating to Rs. 500 lakhs sanctioned for 1957-58 was allowed to lapse.

LOAN WORKS EXPENDITURE

14. The opening balance on 1st April 1957 on account of Loan Funds but excluding the Trust Fund was Nil. Loans aggregating Rs. 3,27,85,781 were raised during the year including the amount of Rs. 1,00,00,000 from Government. The total loan funds available for expenditure during the year were Rs. 3,27,85,781. Out of this, an amount of Rs. 31,67,610 has been reserved for purchase of Capital Stock. Thus the net amount available for expenditure during the year was Rs. 2,96,18,171. The total expenditure incurred during the year amounted to Rs. 2,68,38,232 including Rs. 7,34,625 being the amount of repayment of an advance taken from the Surplus Cash Balance during the preceding year; leaving a balance of Rs. 27,79,939 in the loan funds at the close of the year as shown in Appendix No. 9.

15. The following statement compares the expenditure on Capital Works with the Budget and Revised Estimates during the last five years:—

	Loan and Trust Funds.			Percentage by which actuals fall short of Budget Estimates.	Percentage by which actuals fell short of Revised Estimates.
	Budget Estimates.	Revised Estimates.	Actuals.		
	Rs.	Rs.	Rs.		
1953-54 ...	5,14,89,299	6,33,55,464	4,12,55,750	20	35
1954-55 ...	5,75,59,536	7,53,11,003	4,26,47,391	26	43
1955-56 ...	5,33,59,551	7,69,13,538	4,65,88,965	13	39
1956-57 ...	4,66,68,424	7,80,23,722	3,69,71,911	21	53
1957-58 ...	4,97,20,106	7,56,46,268	2,58,29,745	48	66

The above figures do not include the amount on account of subvention, discount and other charges on the new loans and advances for purchase of Capital Stores, Stock and Purchases.

The Revised Estimates for 1957-58 adopted by the Corporation were Rs. 7,62,94,768 including Rs. 5,000 on account of subvention, Rs. 6,43,500 on account of charges for raising the new loan, and Rs. 10,57,940 on account of estimated expenditure under the Trust Fund but excluding Rs. 31,74,272 reserved for Capital Stores Account Stock. The amount of Rs. 2,58,29,745 shown as the actual expenditure is arrived at as follows:—

	Rs.
Expenditure as shown in the Summary of Appendix No. 8 including expenditure under—	
Trust Fund and credit on account of assets written off	2,47,07,937
Deduct—Expenditure for raising the New Loans	... 4,96,717
	2,42,11,220
Add—Assets written off	... 16,18,525
Total	... 2,58,29,745

16. The following table gives the classification of all the Loan Works under distinctive groups for the purpose of apprising the distinctive character and value to the City in relation to the outlay, the allocation of outstanding debt as on 31st March 1958 and the debt charges involved during 1957-58:—

	Amount of loan outstanding on 31st March 1958	DEBT CHARGES FOR 1957-58				TOTAL
		Debt interest.	Interest accrued but not paid.	Sinking Fund and re-payment.	Bank Com. and Misc. loan Charges.	Debt Charges.
	Rs.	Rs.	Rs.	Rs.	Rs.	Rs.
General Services ...	10,48,03,202	39,12,272	2,00,211	48,94,243	7,602	90,14,328
Self-supporting services—						
Water Works ...	25,19,21,101	88,01,053	10,063	88,81,700	24,832	1,77,17,648
Fire Brigade ...	13,13,331	75,414 Cr.	40	2,13,603	15	2,88,992
Markets and Slaughter Houses.	24,15,701	94,949 Cr.	25	1,09,048	57	2,04,029
Total ...	25,56,50,133	89,71,416	9,998	92,04,351	24,904	1,82,10,669
Grand Total ...	36,04,53,335	1,28,83,688	2,10,209	1,40,98,594	32,506	2,72,24,997

17. From Appendix No. 10, it will be seen that book value of investments of the Sinking Funds as on 31st March 1958 amounted to Rs. 7,13,12,005 made up of Rs. 7,13,12,005 being the book value of securities and Rs. 293 in cash with the State Bank of India. Valuing the Municipal and Improvement Trust Debentures at par, the market value of the Sinking Fund investments held on 31st March 1958 comes to Rs. 6,86,21,723 as shown in Appendix No. 16A. This together with the amount of interest accrued upto 31st March 1958, viz., Rs. 2,91,681 and cash with the State Bank of India of Rs. 293 brings the total amount of Sinking Fund to Rs. 6,89,13,697 and more than covers the amount, viz., Rs. 6,82,99,728 which the Sinking Fund should have accumulated upto 31st March 1958. The excess in the Sinking Fund investment account, was thus Rs. 6,13,969.

INVESTMENTS AND INVESTED BALANCES

18. The details of investments made during the year are as follows:—

	Amount.	Average No. of days.
	Rs.	
(1) Current Account Deposits ...	1,11,70,000	25,00
(2) Fixed Deposits ...	12,56,00,000	84,79
(3) Call Deposits ...	3,86,00,000	158,24
Total ...	17,53,70,000	268,03

The interest earned during the year amounted to Rs. 22,44,872 and the details are as follows:—

(1) On Current Account Deposits ...	7,571
(2) On Fixed Deposits ...	12,98,248
(3) On Call Deposits ...	7,07,587
(4) On Investments in Public Securities, etc. ...	2,31,466
Total ...	22,44,872

The rates of interest on surplus monies in Deposits were as under:—

	Average rate during 1957-58 per cent.	Average rate during 1956-57 per cent.	Maximum during 1957-58 per cent.	Maximum rate during 1956-57 per cent.
Current Account ...	0.99	0.99
Call Deposits ...	4.23	3.19	4.62	4.12
Fixed Deposits ...	4.45	3.36	4.62	4.25

The average rate of interest on all deposits was 4.31 per cent. as against 3.23 per cent in the preceding year.

RESERVE STOCK

19. The opening balance and the receipts of General Stores during the year as per books maintained in this office were Rs. 23,28,504 and Rs. 23,28,105 respectively and the issues amounted to Rs. 18,51,251. The closing balance of General Stores was, therefore, Rs. 28,05,358 i.e., more Rs. 4,76,854 than the opening balance.

The balances of General Stores in charge of the Controller of Stores are compared below for the last five years:—

	Rs.
Balance at the close of 1953-54	... 24,07,966
Balance at the close of 1954-55	... 21,41,754
Balance at the close of 1955-56	... 17,07,943
Balance at the close of 1956-57	... 23,28,504
Balance at the close of 1957-58	... 28,05,358

The outstanding balance on 31st March 1958 according to Controller of Stores is Rs. 6,29,183. The difference of Rs. 21,76,175 is due to adjustments in respect of stores, etc., issued by the Controller of Stores to the departments not having been returned by them to this office in time for being adjusted in the accounts of 1957-58. The opening balance and the receipts of General Stores of Foras Road Depot during the year as per this office books were Rs. 99,101 and Rs. 2,34,742 respectively and issues amounted to Rs. 71,689. The Closing Balance of General Stores, Foras Road Depot was Rs. 2,62,154.

CAPITAL STORES.

The opening balance of Rs. 1,32,02,170 together with receipts of Capital Stores during the year aggregate to Rs. 2,45,17,589 and the issues Rs. 10,45,140 thus resulting in an increase of Rs. 1,02,70,279 in the closing balance of Capital Stores viz., Rs. 2,34,72,449 compared with the opening balance. The opening balance and the receipts of Capital Stores, Foras Road Depot were Rs. 32,378 and Rs. 35,137 respectively and the issues amounted to Rs. 41,799. The closing balance was Rs. 25,716.

DEPARTMENTAL STOCK VERIFICATION

20. Verification of the Reserve Stores including Capital Stores at the Central Stores and the sub-depots at Foras Road and Bellasis Bridge Pipe Depot was carried out during the year as usual.

Verification of consumable stores, stationary, deadstock and Plant and Machinery etc., of all departments was carried out. Visits were paid to 413 Offices, Wards, Chokies and Sub-offices for verification of stores, dead stock and Plant and Machinery etc. In addition 108 offices, schools, etc., were visited for scrutiny of proposals for writing off un-serviceable articles. Visits were also paid to 277 offices in connection with scrutiny of audit replies, Municipal Chief Auditor's audit notes, Provident Fund Claim recoveries and other miscellaneous papers.

STREET IMPROVEMENTS.

21. The provision made in the Revised Loan Works Budget for meeting claims on account of acquisition of set backs was Rs. 6,06,000 (excluding Rs. 1,94,000 earmarked for adding set back land to the roads), the expenditure being Rs. 75,312. This leaves a balance of Rs. 5,30,688. After deducting all ascertained time-barred claims, the undischarged commitments upto 31st March 1958 in regard to set backs already acquired and sanctioned to be acquired amount to Rs. 12,22,490 against which we have a provision of Rs. 5,00,000 (excluding Rs. 1,00,000 earmarked for adding set back land to the roads) in budget for 1958-59. In addition to this further liabilities may be expected on account of further acquisition of setbacks that will be sanctioned during 1958-59.

LEVELLING, METALLING ETC., PRIVATE STREETS.

22. The expenditure on the improvement of private streets is financed in the first instance from the Plant and Machinery Depreciation Fund pending recovery from the house owners.

The following statement shows the figures of advances sanctioned, expenditure incurred and recoveries made during the last five years:—

Year.	EXPENDITURE.			Total.	Recoveries inclusive of interest and supervision charges.
	Actual expenditure on works.	Supervision Charges.	Interest etc., Advances.		
	Rs.	Rs.	Rs.	Rs.	Rs.
1953-54	10,400	...	20,802	31,202	30,877
1954-55	28,207	...	17,406	45,613	27,698
1955-56	21,942	...	19,130	41,072	6,972
1956-57	790	...	20,749	21,539	21,326
1957-58	941	...	20,322	21,263	23,143

Balance of Supervision Charges outstanding as on 31st March 1958 is Rs. 44,753.

The amount outstanding on 1st April 1953 was Rs. 3,68,784. Adding Rs. 1,60,689 on account of expenditure incurred during the year 1953-54 to 1957-58 and deducting to Rs. 1,10,016 recovered during the same period, the amount outstanding at the close of the year 1957-58 came to Rs. 4,19,457 (vide Appendix No. 6)

IMPROVEMENT SCHEMES.

General Account.

INCOME.

23. The total income for the year amounted to Rs. 1,30,97,746 against Rs. 1,22,46,127 for the previous year showing a net increase of Rs. 8,51,619 *viz.*, (i) Contribution from Municipal Corporation Rs. 77,685, (ii) Grant-in-Aid for meeting the deficit in the General Account Rs. 9,56,456 and (iii) Interest and Profits on investment Rs. 28,690, counterbalanced by a decrease of Rs. 2,11,212, *viz.*, (i) Rent and other proceeds of properties Rs. 1,44,676, (ii) Miscellaneous Receipts Rs. 66,536. A detailed comparison between the Budget Estimates and actuals will be found in Appendix No. 23.

EXPENDITURE.

24. The total expenditure for the year aggregated to Rs. 1,23,96,959 as against Rs. 1,27,02,583 for the preceding year showing a decrease Rs. 3,05,624. This is made up of Rs. 3,99,119 under maintenance of properties and streets, counterbalanced by an increase of Rs. 93,495 under Debt Charges. The expenditure of Rs. 1,23,96,959 comprises expenditure of Rs. 47,84,527 under maintenance of properties and streets inclusive of the cost of management and establishment and of Rs. 76,12,432 under Debt Charges. Appendix No. 24 gives a comparison between the final grants and actuals for the year.

25. The net surplus for the year amounts to Rs. 7,00,787 as shown in Appendix No. 22.

LOANS.

26. The loan liabilities at the beginning of the year stood at Rs. 15,06,53,770. A loan of Rs. 27,38,500 was raised during the year for the repayment of Rs. 40 lakhs loan raised in 1919.

The repayment of loan during the year amounted to Rs. 54,03,064 including the amount of Rs. 8,11,064 which was repaid to Government on the basis of equated payments out of Revenue in respect of Advances taken from them and Rs. 45,92,000 in respect of the repayment of Rs. 40 lakhs loan raised in 1919 and Rs. 25 lakhs loan raised in 1926. The outstanding loan liabilities at the close of the year thus stood at Rs. 14,79,89,206.

Out of this, the amount outstanding on account of Government loans shown in Appendix No. 29 as Rs. 7,61,63,706 requires some explanation. All the debentures in respect of loans aggregating Rs. 4,76,00,000 originally raised from Government have now been repurchased according to the approved programme for Sinking Fund Investments. The liability to Government on this account is, therefore, only Rs. 2,85,68,706.

CAPITAL ACCOUNT.

27. The opening balance on 1st April 1957 was Rs. 70,52,109. During the year under report receipts on account of sale proceeds of lands and buildings amounted to Rs. 4,75,753. The total funds available were thus Rs. 75,27,862. In addition to this a loan of Rs. 27,38,500 was raised for the repayment of Rs. 40 lakhs B. I. T. Loan of 1919. However after deducting the charges in respect of discount etc., the net amount realised was Rs. 26,83,469. The total expenditure incurred amounted to Rs. 53,84,402 including Rs. 26,83,469 and Rs. 2,60,494 towards repayment of Rs. 40 lakhs and Rs. 25 lakhs loans respectively. The surplus in the General Account for the year amounted to Rs. 7,00,787 which was transferred to the Capital Account. The unspent balance at the close of the year stood at Rs. 55,82,747.

EXPENDITURE ON SCHEMES.

28. The actual Expenditure incurred during the year on Schemes amounted to Rs. 24,40,438 as against the Revised Estimates of Rs. 1,01,17,040 including Rs. 8,54,170 on account of cost of Management and Establishment. The total expenditure on Schemes upto 31st March 1958 amount to Rs. 22,11,77,156 of which Rs. 15,47,138 represent discount and other charges on loans and Rs. 45,91,963 represent the amount towards repayment of loan.

SINKING FUNDS.

29. The position of the Sinking Fund is shown below:—

Amount of Fund on 1st April 1958.	Interest, etc. realisation.	Sinking Fund Instalment.	Deduct withdrawn for payment.	Amount of Fund on 31st March 1958.
Rs. 6,11,49,259	Rs. 27,31,473	Rs. 5,97,914	Rs. 16,48,037	Rs. 6,28,30,609

From Appendix No. 28, it will be seen that in the books of accounts the Sinking Fund as on 31st March 1958 amounts to Rs. 6,28,30,609 of which Rs. 6,28,30,524 represent the book value of the securities and Rs. 85 in cash with the State Bank of India. Valuing the Bombay Improvement Trust and Municipal Debentures at par, the market value of the Sinking Fund investments held on 31st March 1958 comes to Rs. 6,32,25,000 as shown in Appendix No. 30. This together with the amount of interest accrued upto 31st March 1958, *viz.* Rs. 1,84,494 and cash with the State Bank of India, *viz.* Rs. 85 brings the total amount of Sinking Fund to Rs. 6,34,09,579 against Rs. 5,66,65,417 the amount to which the Sinking Fund should have accumulated upto 31st March 1958. The excess in the Sinking Fund investment account is thus Rs. 67,44,162.

The total amount of loans raised for Improvement Schemes and outstanding on 31st March 1958 comes to Rs. 14,80 lakhs. Out of this Rs. 286 lakhs are borrowed from Government, the repayment of which is arranged on the basis of half yearly equated payments. The balance of Rs. 11,94 lakhs represents loans raised by issue of debentures. Out of this Rs. 4.76 lakhs originally borrowed from Government have now been repurchased for Sinking Fund Investments and Rs. 7.18 lakhs from the Public.

The policy of absorbing 4 per cent. sterling loans 1969-70 as and when favourable offers were available was adopted and the securities purchased were kept in the Improvement Schemes Sinking Fund Account as approved by the Standing Committee under Standing Committee Resolution No. 2114, dated the 13th January 1954. Debentures of the face value of £. 26,000 were thus absorbed during the year under review in addition to debentures of the face value of £. 1,54,300 absorbed during the previous years.

30. The gross Capital Liabilities of the Improvement Schemes stood at Rs. 15,27,47,696 at the close of the year and the assets at Rs. 30,10,83,493 including the book value of lands comprised in Schedule 'W' and 'X' resulting in a surplus of Rs. 14,83,40,797 the details whereof are shown in Appendix No. 25.

IMPROVEMENT SCHEMES ACCOUNT

SLUM CLEARANCE ACCOUNT

General Account (City and Suburbs).

City Section.

INCOME.

31. The total income for the year amounted to Rs. 73,588 against Rs. 774 for the previous year showing a net increase of Rs. 72,814 i.e., Rs. 71,820 under rent and other proceeds of properties and Rs. 994 under interest and profits on investments.

EXPENDITURE.

The expenditure for the year amounted to Rs. 63,276 under debt charges. No expenditure was incurred for the works.

The net surplus for the year amounted to Rs. 10,312 as shown in Appendix No. 22A which was transferred to Capital Account.

Suburban Section.

INCOME.

The total income for the year amounted to Rs. 7,57,653 against Rs. 6,52,526 for the previous year showing a net increase of Rs. 1,05,127 i.e., Rs. 83,902 under contribution from Budget 'D' and Rs. 21,225 under interest and profits on investments.

EXPENDITURE.

No expenditure was incurred for the Suburbs during the year under report and the surplus for the year amounting to Rs. 7,57,653 shown in Appendix No. 22B was transferred to Capital Account.

Slum Clearance—City

Capital Account.

32. (i) The opening balance on 1st April 1957 was Rs. 1,68,554. During the year under report a loan of Rs. 20 lakhs was raised for meeting the expenditure. In addition to this an amount of Rs. 9,50,997 was received from the Government. The total funds available for expenditure were thus Rs. 31,19,551. The total expenditure amounted to Rs. 5,17,982. The surplus in the General Account amounting to Rs. 10,312, was transferred to Capital Account. The unspent balance at the close of the year stood at Rs. 26,11,881.

Expenditure on Schemes

The total expenditure incurred during the year amounted to Rs. 5,17,982 including Rs. 45,268 on account of Discount and other charges.

SINKING FUND

(ii) The position of the Sinking Fund is shown below:—

Amount of Fund on 1st April 1957	Interest etc. realisation	Sinking Fund Instalment	Deduction withdrawn for payment	Amount of Fund on 31st March 1958
Rs.	Rs.	Rs.	Rs.	Rs.
Nil.	Nil.	24,832	Nil.	24,832

From Appendix No. 28A, it will be seen that in the books of accounts, the Sinking Fund as on 31st March 1958 amounts to Rs. 24,832 of which Rs. 24,750 represent the book value of the securities and Rs. 82 in cash with the State Bank of India. Valuing the Bombay Improvement Trust and Municipal Debentures at par the market value of the Sinking Fund investments held on 31st March 1958 comes to Rs. 25,000 as shown in Appendix No. 30A. This together with the amount of interest accrued upto 31st March 1958 viz., Rs. 44 and cash with the State Bank of India viz., Rs. 82 brings the total amount of Sinking Fund to Rs. 25,126 against Rs. 24,870 the amount to which the Sinking Fund should have accumulated upto 31st March 1958. The excess in Sinking Fund investment account is thus Rs. 256.

Slum Clearance—Suburbs

Capital Account.

(iii) The opening balance on 1st April 1957 was Rs. 6,52,453. A contribution of Rs. 7,61,777 was received from Budget 'D' as sanctioned under Corporation resolution No. 1193 dated the 19th November 1956. The funds available for expenditure were thus Rs. 14,14,230.

As, however, an amount of Rs. 4,124 is payable as accrued interest, the net balance at the end of the year was Rs. 14,10,106, as no expenditure was booked during the year on schemes.

EDUCATION FUND.

33. (i) The following statement summarises the transactions for the year pertaining to Revenue and the actuals for the preceding year.

	1957-58			Actuals for
	Budget	Revised	Actuals.	1956-57.
	Estimates.	Estimates.		
	Rs.	Rs.	Rs.	Rs.
Opening Balance	17,84,000	19,09,000	19,08,913	23,16,648
Income	1,69,99,685	1,68,97,586	1,71,71,360	1,65,54,091
Expenditure	1,86,52,243	1,90,72,786	1,77,80,398	1,62,91,256
	16,52,558 (Deficit)	21,75,200 (Deficit)	6,09,038 (Deficit)	2,62,835 (Surplus)
Balance	1,31,442	2,66,200	12,99,875	25,79,483
Reservation for Advance shown below	...	+ 6,41,420	+ 3,48,957	— 6,70,570
Closing Balance	1,31,442	3,75,220	16,48,832	19,08,913

(ii) Details of reservation of Advances etc., are:—

Increase in—	Rs.	Rs.
Miscellaneous Advance outstanding	...	69,181
Deduct—		
Decrease in Renewed Grants	3,97,343	
Decrease in Advance for Plant and Machinery	20,795	
		4,18,138
Net Decrease	3,48,957	

(iii) The net unhypothecated Surplus Cash Balance on 31st March 1958 was as under:—

Liabilities.	Rs.	Assets.	Rs.
Advance for Plant and Machinery	93,731	Surplus Revenue Fund, as per Appendix No. 31.	18,65,892
Miscellaneous Advances	1,23,329		
Minimum required by law	20,000		
Surplus Cash Balance	16,28,832		
Total	18,65,892	Total	18,65,892

(iv) The loan liabilities at the beginning and at the end of the year were as under:—

Outstanding debt on 1st April 1957.	Loans raised during the year.	Repayment during the year.	Outstanding debt on 31st March 1958.
Rs.	Rs.	Rs.	Rs.
45,00,000	35,00,000	...	80,00,000

(v) The position of Sinking Fund is shown below:

Amount of Fund on 1st April 1957	Interest etc., realised.	Sinking Fund Instalments.	Total.	With-drawn for payment of loans.	Amount of Fund on 31st March 1958
Rs.	Rs.	Rs.	Rs.	Rs.	Rs.
4,36,305	19,070	1,81,611	6,36,986	...	6,36,986

The value of securities held in Sinking Fund Account on the basis of market rates prevailing on 31st March 1958 including accrued interest and cash exceeded the actuarial amount of the Sinking Fund by Rs. 7,280 which is held in the Sinking Fund Account.

INCOME.

(vi) A detailed comparison between the Budget and Revised Estimates of Income and the actuals will be found in Appendix No. 32. The estimated income for the year was Rs. 1,69,99,685 and the Revised Estimate was Rs. 1,68,97,586. The actuals amounted to Rs. 1,71,71,360 resulting in an increase of Rs. 1,71,675 on the Budget Estimates and Rs. 2,73,774. on the Revised Estimates.

(vii) The net increase of Rs. 1,71,675 is made up of increases of Rs. 1,62,223 under interest, and Profits on Investments due to better yield on fixed and call deposits and due to more funds being available for investment, Rs. 1,13,062 under Fees and Fines from Municipal Schools, Rs. 33,985 due to increase in the number of pupils in Standards V to VII, under contribution from Government due to receipt of balance of grant for previous year and Rs. 31,679 under Miscellaneous income due to realisation of proceeds of demolished building and credit of time-barred claims counter-balanced by decrease of Rs. 1,69,274 under contribution from Budgets 'A' and 'D' due to fall in actual realisations of General Tax.

EXPENDITURE.

(viii) The final sanctioned grants amounted in the aggregate to Rs. 2,04,92,766 as follows:—

	Rs.
Budget Grants	... 1,86,52,243
Unexpended Grants for previous years renewed for expenditure	... 15,67,428
Additional Grants	... 2,73,095
Final sanctioned grants	... <u>2,04,92,766</u>

The transfers from one Budget Head to another without affecting the total Budget provision of the year amounted to Rs. 4,38,374.

(ix) Against the Final grant of the year aggregating to Rs. 2,04,92,766 as stated above, the actuals amounted to Rs. 1,77,80,398 leaving an unexpended balance of Rs. 27,12,368 at the close of the year. Of this a sum of Rs. 12,43,257 is being renewed for expenditure during 1958-59 against Rs. 15,67,428 in 1957-58 and the balance *viz.*, Rs. 14,69,111 is being allowed to lapse as savings as detailed in Appendix No. 33.

(x) The savings of Rs. 14,69,111 are made up as under:—

Rs. 7,33,898	Under Schools due to some posts of Special Teachers not having been filled, late appointment of teachers, provision for furniture, equipment and repairs not having been fully utilised and also due to savings in cost of installing lights in all Municipal Schools.
.. 2,38,816	Under debt charges as the proposed loan of 1956-57 was not raised.
.. 1,30,002	Under grant-in-Aid due to reduction in grants paid to Private Primary Schools.
.. 96,441	Under New Works due to works provided in the Budget not undertaken.
.. 59,087	Under Educational activities mainly on Establishment due to non-filling of vacant posts and also due to savings on printing, books, dead stock, etc.
.. 57,257	Under Pension due to the death of some pensioners and some claims having not been received in time.
.. 54,938	Under Supervision of Municipal and Private Schools due to vacant posts having not been filled in and officiating appointments in leave vacancies having not been made.
.. 38,473	Under Provident Fund due to claims of retired employees having remained outstanding at the close of the year.
.. 26,271	Under General Administration made up of Small Savings under various heads.
.. 16,364	Under Medical Inspection of School Children due to lesser expenditure on allowances, purchase of equipment and running of School Clinic buses.
.. 17,564	Under Libraries, Enforcement of Compulsion and Dearness Allowance due to lesser expenditure on Establishment, Vocation libraries and remuneration to enumerators for Census work.

Rs. 14,69,111

(xi) The percentage of establishment cost exclusive of expenditure on Dearness Allowance, Provident Fund and Pension etc., charges to the total expenditure for 1957-58 as compared with the previous year are as follows:—

	Percentage to the total expenditure during	
	1957-58	1956-57
(1) Establishment	48.33%	48.72%
(2) Labour	4.19%	4.18%

LOAN FUNDS.

(xii) The opening balance on 1st April 1957 on account of loan funds excluding the Trust Fund was Rs. 20,69,004. The amount of new loan proposed in the Budget for 1957-58 was Rs. 35 lakhs and the same was raised during the year. Grant-in-Aid of Rs. 2,36,590 was received from Government on account of Construction of School buildings in the Suburban merged areas. The total loan funds available for expenditure during the year thus amounted to Rs. 58,05,594. The total expenditure incurred on loan works during the year amounted to Rs. 33,21,765 leaving a balance of Rs. 24,83,829 at the close of the year.

(xiii) The following statement compares the expenditure on Capital Works with the Budget and the Revised Estimates during the last 5 years:—

Year.	Loan and Trust Funds.			Percentage by which actuals fell short of Budget Estimates.	Percentage by which actuals fell short of Revised Estimates.
	Budget Estimates.	Revised Estimates.	Actuals.		
	Rs.	Rs.	Rs.	Per cent.	Per cent.
1953-54	8,80,954	16,05,625	6,99,497	21	56
1954-55	28,76,751	27,77,096	8,77,273	70	68
1955-56	42,78,898	31,89,350	6,33,647	85	80
1956-57	57,82,355	46,23,492	5,00,027	91	89
1957-58	67,28,084	76,50,669	32,39,017	52	58

The above figures do not include the amount on account of discount and other charges on the New Loans.

(xiv) From Appendix No. 38 it will be seen that the book value of investments of Sinking Fund as on 31st March 1958 amounted to Rs. 6,36,986 made up of Rs. 6,36,899 in securities and Rs. 87 in cash with the State Bank of India. Valuing the Municipal Debentures at par the market value of the Sinking Fund Investments held on 31st March 1958 comes to Rs. 6,40,043 as shown in Appendix No. 41. This together with the amount of interest accrued upto 31st March 1958 viz., Rs. 4,296 and cash with the State Bank of India of Rs. 87 brings the total amount of Sinking Fund to Rs. 6,44,426 and more than covers the amount viz., Rs. 6,37,146 to which the Sinking Fund should have accumulated upto 31st March 1958. The excess in the Sinking Fund Investment Account was thus Rs. 7,280.

(xv) The details of investments during the year are as follows:—

	Amount.	Average No. of days.
	Rs.	
(1) Fixed Deposits	1,22,00,000	114.70
(2) Call Deposits	43,00,000	131.47
Total	1,65,00,000	119.07

The interest earned during the year amounted to Rs. 2,47,223 and the details are as follows:—

	Rs.
(1) On Fixed Deposits	1,66,049
(2) On Call Deposits	65,878
(3) On Investments in Public Securities	15,296
Total	2,47,223

The average rate of interest on Call Deposits was 4.25 per cent. as against 3.45 per cent. in the preceding year. The rate realised on Call Deposits ranged from 4 per cent. to 4.3/8 per cent. The maximum rate realised on Call Deposits in the preceding year was 4 per cent. The average rate of interest on Fixed Deposits was 4.33 per cent. as against 3.55 per cent. in the preceding year. The rate realised on Fixed Deposits ranged from 3 3/4 per cent. to 4.9/16 per cent. The maximum rate realised on Fixed Deposits in the preceding year was 4 1/4 per cent. The average rate of interest on all deposits was 4.31 per cent. as against 3.51 per cent. in the preceding year.

(xvi) According to the Budget and the Revised Estimates the year was expected to close with deficits of Rs. 16.53 lakhs and Rs. 21.75 lakhs respectively. The actuals however reveal a deficit of Rs. 6.09 lakhs. The following table compares the figures of Income and Expenditure for 3 years:—

	1955-56. Rs. (in lakhs)	1956-57. Rs. (in lakhs)	1957-58. Rs. (in lakhs)
Income	152.55	165.54	171.71
Expenditure	149.73	162.91	177.80
Surplus or Deficit	+ 2.82	+ 2.63	-6.09

(xvii) The above table shows that the gap between the income and expenditure is widening from year to year due to increase in the number of pupils and consequent increase in cost due to appointment of additional teachers. The present sources of Budget 'E' are not thus adequate to meet the growing expenditure on Primary Education.

(xviii) The expenditure on account of Primary Education in the Extended Suburbs merged within Greater Bombay from 1st February 1957 has been included in the expenditure of the Extended Suburbs (Budget 'F') for the year 1957-58.

GENERAL REMARKS.

(000 Omitted).

(City Proper).

34. In the Budget Estimates for the year, the Income was originally estimated at Rs. 10,32,13, Expenditure at Rs. 10,64,03 and deficit at Rs. 31,90. After taking into account a sum of Rs. 50,00 set aside for earmarked items, budgeted deficit was expected to amount to Rs. 81,90. On the basis of 8 months actuals, the income for the year was revised to Rs. 10,48,87 and Expenditure to Rs. 11,29,61 inclusive of the earmarked expenditure of Rs. 50,00 and the deficit at Rs. 80,74.

The actual Income realised for the year was Rs. 10,95,74 and expenditure aggregated to Rs. 10,72,54 showing a surplus of Rs. 23,20. This was mainly due to improvement of Rs. 63,61 in income and decrease of Rs. 41,49, in expenditure over the original budget estimates.

The reasons for increases and decreases in the Income are detailed in Statement 'A' and it will be seen therefrom that the main increases were under (1) General Tax, (2) Town Duties, (3) Interest and Profit on investment on surplus loan and other balances, (4) Miscellaneous receipts, (5) Receipts from Mahatma Gandhi Memorial Olympic Swimming Pool, (6) Water Works, (7) Medical Relief and Education, (8) Roads and S. W. Drains, (9) Buildings and Land Acquisition etc., (10) Licensing and Removal of encroachments and (11) Contribution from Capital Funds and that the main decreases were under (1) Grants-in-Aid in respect of fines for offences against law and (2) Street Cleansing and Conservancy.

The expenditure as per Budget Estimates was estimated at Rs. 11,14,03 (inclusive of earmarked provision of Rs. 50,00) and as per Revised Estimates (8 monthly basis) at Rs. 11,29,61.

The final grants, however, sanctioned (including renewed grants and appropriations of Rs. 50,00 from the S. C. B. for earmarked provisions) aggregated to Rs. 13,72,25, against which actual expenditure booked was Rs. 10,72,54 leaving an unexpended balance of Rs. 2,99,71 at the close of the year; out of which a sum of Rs. 2,05,01 was renewed for expenditure during the following year and the balance of Rs. 94,70 was treated as savings.

The details of renewals and savings under different categories and services have been specified and shown in the statement 'B' attached.

The total renewal amounted to Rs. 2,05,01. This figure includes a sum of Rs. 54,03 in respect of the earmarked provisions shown in the subjoined statement:—

Name of the Work.	1956-57			1957-58		
	Provision made.	Expenditure booked upto 31-3-58.	Amount to be renewed for expenditure in 1958-59.	Provision made.	Expenditure booked upto 31-3-58.	Amount to be renewed for expenditure in 1958-59.
	Rs.	Rs.	Rs.	Rs.	Rs.	Rs.
(1) Housing Accommodation to the Municipal staff ...	15,00	12,35	19	20,00	...	20,00
(2) Covering open channel drains ...	5,00	1,17	3,83
(3) Renewals of Roads ...	25,00	4,44	15,01	15,00
(4) Reconstruction of General Hospital, Sion ...	15,00	...	15,00	10,00
(5) Grant-in-Aid to University of Bombay for Centenary Celebrations	10,00
(6) General Election ...	8,86
Total ...	78,86	17,96	34,03	45,00		20,00

Renewals of Rs. 34,03 out of provisions for 1956-57 and
Rs. 20,00 out of provisions for 1957-58.

Rs. 54,03

The total savings in final sanctioned grants including savings in the renewed grants amounted to Rs. 94,70. The main items of savings are given below:—

Establishment and Labour.—Savings of Rs. 14,61 was mainly due to delays in filling vacancies, not filling the vacancies for short periods, surplus staff shown in pool having been absorbed elsewhere and to the provisions for acting arrangements not being fully utilised.

New Works and Special Repairs Works.—Savings of Rs. 20,78 under these items were mainly due to difficulties experienced in obtaining sufficient quantity of material such as cement, steel etc., due to scarcity and general rise in prices.

Debt Charges.—Savings of Rs. 33,91 under this head were due to the amounts of loan raised being lesser than that provided in the budget and also due to the loans being raised in the latter half of the financial year, thus interest payment becoming due in 1958-59.

The other items of saving are of minor nature and do not call for special remarks.

The expenditure for the year *i.e.*, 10,72,54 compared with that of the previous year *i.e.*, 9,92,07 shows a net increase of Rs. 80,47.

This was mainly due to increased expenditure on Water Works, Medical Relief and Education, Market and Slaughter Houses, Contribution to Budget 'B', 'D' and 'E', Provident Fund, Pension, Gratuity etc. Dearness Allowance and Grants-in-Aid to public institutions.

The net unappropriated surplus cash balance (including minimum required by law) at the beginning of the year was Rs. 92,92 and as a result of variations in income and expenditure showing a surplus of Rs. 23,20 the balance at the close of the year was Rs. 1,16,12. Adding to this a sum of Rs. 39,09 on account of recoupment of advances made for purchase of Capital Stores during 1957-58 debited provisionally to S. C. B. pending raising of the loan, the total amount available as S. C. B. stood at Rs. 1,55,21, and after allowing for reservations for advances as detailed in para. 2, the balance at the end of the year stood at Rs. 18,17 as against Rs. 56,87 estimated at the time of framing the revised estimates.

The decrease in the S. C. B. was mainly due to (1) increase in reservations to the extent of Rs. 1,42,64 over that estimated in the Revised Estimates and (2) Improvement in Income to the extent of Rs. 46,86 and (3) Less expenditure of Rs. 57,07.

A sum of Rs. 1,02,70 has been advanced as against Rs. 31,74 in the previous year for purchase of Capital Stores during the year under report which will be recouped from the new loan recently raised

The expenditure estimated for the year on Loan Works as detailed in para 15 was Rs. 4,97,20, revised to Rs. 7,56,46, against which actuals amounted to Rs. 2,58,29. Thus the actual expenditure booked worked out to 52 per cent and 34 per cent of the Budget and Revised Estimates respectively.

The position regarding the Sinking Fund is satisfactory as there is still an excess accumulation of Rs. 6,14 on 31st March 1958. In addition to this a sum of Rs. 52.45 stands to the credit of Net Premia Fund which is intended as a reserve for making good any deficit in the market value of Sinking Fund Investments.

Corporation has received Rs. 2,00,00 as loan assistance from Government during the last two years. According to the terms of the loans only interest is to be paid during the first three years of the currency of the loan and repayment of principal and interest on equated instalments basis during the remaining part of the currency of the loan viz., 7 years. As this would result in unequal burden of debt charges on the Revenue Budget, the Corporation under their Resolution No. 1409, of 13-1-1958 approved the proposal to spread over the burden uniformly throughout the currency of the loan and accordingly a sum of Rs. 8,33 has been set aside for the purpose and credited to a new account called Debt Charges Equalisation Fund as per appendix 14 E1.

Improvement Schemes.

The total income for the year amounted to Rs. 1,30,98 and expenditure to Rs. 1,23,97 resulting in a surplus of 7,01. The position of Sinking Fund is satisfactory as there is an excess accumulation of Rs. 67,44.

The Slum Clearance Works which were started last year have made further head way.

The Opening Balance as on 1st April 1957 was Rs. 1,69. A loan of Rs. 20 lakhs was raised for financing expenditure on Slum Clearance Scheme (City) in addition a sum of Rs. 9,51 was received from Government against the sum of Rs. 70.26 agreed to be given by them as loan assistance. After transferring the surplus of Rs. 10 from General Account, the funds available for expenditure stood at Rs. 31,30 against which expenditure of Rs. 5,18 was incurred as shown below :—

	Rs.
(1) Transit Camps for providing temporary alternative accommodation to facilitate Slum Clearance.	1,33
(2) Permanent Housing of Slum Population	2,63
(3) Discount and other charges on loan	... 45
(4) Preliminary Expenses	... 77
	5,18

Leaving a balance of Rs. 26,12 in the Loan Funds of Improvement Schemes, Capital Account—Slum Clearance City.

There was no expenditure on Suburban Slum Clearance Schemes. A contribution of Rs. 7.62 was received from Budget 'D' as sanctioned under Corporation Resolution No. 1193, dated the 19th November 1956. The balance in the Improvement Schemes, Capital Account, Slum Clearance (Suburbs) at the close of the year stood at Rs. 14,14.

EDUCATION FUND

The income was Rs. 1,71,71 made up of Rs. 1,29,73 being contribution from Budgets 'A' and 'D' and Rs. 30,93 grants-in-aid from Government for City and Suburbs and Rs. 11,05, Miscellaneous Receipts. The expenditure for the year under Report was Rs. 1,77,80.

G. V. DAMLE,
Chief Accountant.

Statement 'A' showing main items contributing to the increases and decreases in Income for 1957-58.

(Actuals compared with Original Estimates).

Budget Head.	Amount of Increase,	Amount of Decrease,	REMARKS.
	Rs.	Rs.	
I.—General Tax, Indirect Taxation and Miscellaneous Revenue—			
A.—General Tax	10,41,894	...	The increase under General Tax is due to receipt of arrears of taxes from Government Rs. 14,97,450 and Improvement Schemes properties Rs. 2,174. This is counterbalanced by decreases under Tax from the Public Rs. 2,80,262 due to the question of rateable values of properties of Co-operative Housing Societies, of buildings occupied on flat ownership basis and mills remaining undisposed off at the close of the year.
B.—Town Duties	8,71,277	...	Increase under Town Duties through B. P. T. Rs. 3,21,132 Do. do. Western Railway. 4,50,199 Do. do. Town Duty Dept. 6,72,413 and Collector, Central Excise, Bombay 17,902 are due to increased imports of dutiable articles by sea, roads and railways. This is counterbalanced by increase in refunds of Rs. 1,81,101 and decrease under Central Railways Rs. 4,09,268 due to lesser imports by the Central Railway.
C.—Other Receipts—			
(b) Grant-in-aid in respect of offences against the law.	...	52,169	This grant is based on actual realisation of fines by Government in Municipal cases during the previous year.
(c) Interest and Profit on Investment of Surplus Loan and other balances.	4,50,073	...	Due to better yield on investment on account of larger balances available for investment in surplus and Loan Funds.
(d) Interest and Profit on Plant and Machinery Depreciation Fund.	6,541	...	Due to higher yield on amounts held in fixed deposits and investment in securities.
(e) Miscellaneous	3,73,320	...	Increase mainly under Miscellaneous receipts such as unclaimed dues and deposits, sealing and stamping charges and other minor receipts Rs. 3,72,017 and under Miscellaneous Fees Rs. 13,214, counterbalanced by decrease of Rs. 2,028 under contribution from Municipal servants towards pension, etc., Fund and Rs. 9,883 under Rent of Buildings and Lands.
C.—Other Receipts—			
(f) Receipts on account of Municipal Journal.	...	5,614	Decrease under advertisements Rs. 4,214 and under sale of Municipal Journal Rs. 1,400.
(g) Receipts from Mahatma Gandhi Memorial Olympic Swimming Pool.	11,866	...	Due to increase in membership Rs. 2,366 and Rs. 9,500 on account of the cost of old steel locker cabinets disposed of.
2.—Water Works and Other Miscellaneous Water Works Revenue.	19,55,455	...	Due to vigorous metering programme there has been decrease of Rs. 9,44,241 under water tax, on rateable value counterbalanced by increase as under:— Rs. Water Tax by measurement ... 21,76,428 Compounded Tax ... 6,31,421 Rent of Water Meters ... 25,588 Rent of Buildings and Lands ... 2,312 Miscellaneous Receipts ... 62,939 Fees for water connections ... 1,008 Rs. 28,99,696
			The increase under water tax by measurement, compounded tax, rent of water meters were due to large number of Municipal meters fixed on water connections to residential quarters, trade concerns and partly due to recovery of arrears of meter line bills for the previous years. Increase under rent of buildings and lands are partly due to recovery of arrears and current dues in respect of housing outsiders in Municipal Quarters. Increase under Miscellaneous receipts was due to increase in receipts in respect of fees for testing pipes and fittings, meter fixing fees, due to increased building activities, recovery of old arrears of stainer cleaning fees and increase in the number of permits for Vehar and Tansa Bungalows. Increase in the fees for water connection was due to increase in the number of connections given to private and co-operative buildings, enterprises, buildings of Central and Western Railways and State Government and Central Government Housing Schemes
5.—Public Health Department	6,445	...	Increase under Miscellaneous Receipts Rs. 13,070 is due to increase in the birth and death registry certificates and charges for D.D.T. Treatment rendered to mills, factories, etc., on a large scale during the flu epidemic of 1957, counterbalanced by decrease in Miscellaneous fees Rs. 3,831 and Rent of Buildings and Lands Rs. 1,663.
6.—Medical Relief and Education	90,205	...	The main increases were under Miscellaneous Receipts, Fees and Rent of Buildings, etc. Rs. 4,206 Receipts from K. E. M. Hospital 40,615 Interest realised on the Hospital Fund 8,314 Receipts from T. N. M. College 12,922 Receipts from N. H. D. College 6,029 Receipts from M. G. H. Sion 19,182 Rs. 91,268

Budget Head.	Amount of Increase.	Amount of Decrease.	REMARKS.
	Rs.	Rs.	
			The main decreases were under receipts from B. Y. L. Nair Hospital ... Rs. 1,517
			Increase under receipts from K. E. M. Hospital was mainly due to the sale of X-Ray films, sale of waste-papers, receipts from paying patients, rent of Rehabilitation Centre transferred to Committee Rs. 1,363 at Rs. 240 per month, grant-in-aid Rs. 7,819 for 1955-56 received during the year. Increase under Interest realised on the Hospital Fund was due partly to amounts held in fixed deposits having yielded better interest and also to larger balances available for investment. Increase under receipts from T. N. M. College was due to increased receipts on account of admission fees, tuition fees, post-graduate fees, etc. Increase under receipts from N. H. D. College was due to increased receipts on account of tuition fees and income from patients treated. Increase under receipts from M. G. H., Sion was due to sale of scrap materials, breakage recoveries, increased receipts from paying patients and increase in the number of Post-Graduates students seeking hospital practice.
7.—Street Cleansing and Conservancy, etc.	...	2,49,012	The main decreases were under Halalkhore Tax on Rateable value Rs. 3,71,455 and receipts from Government in respect of cleansing Government Foreshores in A, D and G Wards Rs. 27,750, counterbalanced by increases under Halalkhore Tax for special service Rs. 1,09,199, Miscellaneous Fees Rs. 21,711, Miscellaneous Receipts Rs. 12,920, Rent of Buildings Rs. 4,693 and sale of rights Rs. 1,670. The decrease under Halalkhore Tax on value was due to late issue of bills on account of alterations, etc., in the rateable values of properties. Decrease under receipts from Government in respect of cleansing of Government Foreshores in A, D and G Wards was due to non-receipt of grant for the second half of the year. Increase on the Halalkhore Tax for special service was mainly due to recovery of arrears and also increase in number of conferences. Increase under Miscellaneous receipts and fees was due partly to recovery of electric charges on account of electrification of some of the Municipal chawls.
8.—Roads, S. W. Drains, etc.	6,82,210	...	Main increase under Wheel Tax (Private) Rs. 3,44,536, Wheel Tax (Public) Rs. 10,228 due to rigorous drive for recovery. Ground Rent from private parties Rs. 8,713, Miscellaneous Receipts Rs. 3,09,158, Rent of Buildings and Lands Rs. 15,874 and Interest realised on donations Rs. 1,937, counterbalanced by decrease of Rs. 8,236 under Miscellaneous fees mainly due to non-receipt of Road Opening fees from the Bombay Telephones, Bombay.
9.—Mechanical	43,591	...	Increase is due to the additional gas connections provided and due to the recovery of arrears of old gas bills and also to increase in the number of calls for ambulance from the public.
10.—Buildings, Land Acquisition and Management.	3,32,047	...	Increase of Rs. 1,13,647 under sale proceeds of surplus land due to adjustment of deposit as idemnity monies Rs. 25,651 under Rent of Buildings and lands, Rs. 30,633 under ground rent, Rs. 48,338 under Miscellaneous Receipts due to penalties imposed under Factory Section and increase in the number of cases of demolition of unsafe buildings carried out for private parties on which 15 per cent. supervision charges are recovered and Rs. 1,13,778 under Miscellaneous Fees due to recovery of arrears of fees in respect of stall-boards and weather-frame projections, etc.
11.—Fire Brigade	63,740	...	Increase of Rs. 67,109 under Fire Tax from Government and Rs. 15,489 under Miscellaneous Receipts due to recovery of arrears, counterbalanced by decrease of Rs. 12,210 under Fire Tax from public, Rs. 2,111 under Fire Tax from Mills and Rs. 4,680 from Western Railways.
12.—Licensing, Removal of Encroachment, etc.	5,11,669	...	Increase mainly under Licences for dangerous and offensive trades Rs. 2,79,840 due to issue of large number of permits in pursuance of new policy of zoning factories Rs. 90,242 under removal of encroachment partly due to street seizure action taken and number of prosecutions against the unauthorised hawkers and squatters and hawkers fees Rs. 11,566, under Grant-in-aid from Government for Administration of shops and Establishment Act 1948 due to realisation of larger amount of fines during 1956-57, Rs. 4,493 under Miscellaneous Receipts and Rs. 99,382 under fees for advertisements due to increase in the number of advertisement and Rs. 25,658 under receipts from Theatre Tax due to overall increase in the number of daily shows at some of the cinema theatres, increase in stray performances at various halls and due to adjustment of amounts held in deposit account.
14.—Markets and Slaughter Houses	43,085	...	Increase is mainly under Stallage charges Rs. 55,741, Squatters' fees Rs. 13,013 due to enhanced recoveries from these sources, Fair ground and feeding fees Rs. 4,498, Slaughter fees Rs. 44,385 due to collections effected on account of more animals brought to the fair ground for slaughter. Increase receipts under scale shed fees, blood fees, license fees from brokers, etc., and other minor receipts. Increase under rent of buildings and lands Rs. 38,353 is due to the adjustment of Rs. 39,100 lying in the Deposit Account counterbalanced by decreases under Miscellaneous Receipts Rs. 91,945 under cold storage fees Rs. 3,212 and under license fees from owners of private markets Rs. 17,748 due to outstanding license fees.
15.—Contribution from Capital Funds.	1,19,800	...	Increase is due to increase in the Capital Works Programme for the year.
16.—Extra-ordinary Receipts	34,477	...	The increase is partly due to amounts held in fixed deposits having yielded better interest and also due to larger balances available for investments and favourable rate of interest therefor.
17.—Rebate from Government on account of Collection of the U.I.P. Tax in the City.	5,552	...	The increase is due to recovery of bills for previous years.
18.—Transfer from the B. E. S. & T. Fund.	20,038	...	Due to increased contribution under Section 460LL(1)(d) of the Bombay Municipal Corporation Act.

Summary of Increases and Decreases in Income compared with the Budget Estimates.

(000 Omitted)

		Increase.		Decrease.
		Rs.	Rs.	Rs.
General Tax—				
From Government	+ 14.98 ...			
From Improvement Scheme Properties	+ 2 ...			
	<u>+ 15.00</u>			
From Public		-2.80		
From Mills		-48		
From Western Railway		-1.30		
		<u>-4.58</u>	10.42	
Town Duties			8.71	
Grant-in-Aid of the fees for Land conveyance, Musicela			1	
Grant-in-aid in respect of fines for offences against the law				52
Interest and Profits on investments of surplus and other balances			4.50	
Interest and profit on Plant and Machinery Depreciation Fund			7	
Miscellaneous			3.73	
Municipal Journal				6
M. G. M. O. Swimming Pool			12	
Water Works			19.55	
Museum and Libraries			1	
Public Health			6	
Medical Relief and Education			90	
Street Cleansing and Conservancy				2.49
Roads, S. W. Drains, etc.			6.82	
Mechanical			44	
Buildings, Land Acquisition etc.			3.32	
Fire Birgade			64	
Licensing and Removal of Encroachments			5.12	
Gardens and Open Spaces			3	
Markets and Slaughter Houses			43	
Contribution from Capital Funds			1.20	
Extra Ordinary Receipts			34	
Rebate from Government			6	
Transfers from the B. E. S. T. Fund			20	
Total			<u>66.68</u>	<u>3.07</u>
Gross Increase			<u>66.68</u>	
Gross Decrease				<u>3.07</u>
Net Increase			63.61	

Statement 'B' showing the analysis of amounts to be renewed for expenditure in 1958-59 and amounts of savings out of the grants for 1957-58 after allowing for renewal under different Service Heads.

(000 Omitted)

Budget Head.	Establishment, Supervisory and Labour.	Stores and Materials.	New Works, Special Repairs, etc.	Debt Charges.	Specific Items.	Miscellaneous.	TOTAL		Grand Total.
							A	B	
	Rs.	Rs.	Rs.	Rs.	Rs.	Rs.	Rs.	Rs.	Rs.
I.—General Supervision, Collection of Revenue, etc.	A 72 B 1,56	5	1,00 34	4 66	...	*13,67 *1,86	15,48	4,42
II.—Water Works	A 38 B 2,08	...	4,75 1,48	3,61 20,02	...	4,43 81	13,17	24,39
III.—Contribution to Education Fund under Section 126(c) of the Bombay Municipal Corporation Act.	A B	(See under XV.—Contribution 'C').							
IV.—Museum & Libraries etc.	A ... B 6	...	4 16	4 8	8	30
V.—Public Health Department	A 1,88 B 51	41 2	92 15	7 15	...	3,37 2,74	6,65	3,57
VI.—Medical Relief & Education	A 3,18 B 4,50	2,29 74	6,22 1,94	5 2,83	...	30,84 4,16	42,58	14,17
VII.—Street Cleansing and Conservancy, etc.	A 3,67 B 2,80	1,14 44	16,68 5,04	38 6,53	...	10,87 3,26	32,74	18,07
VIII.—Roads, S. W. Drains and Public Lighting	A 62 B 36	...	21,80 6,76	50 1,37	...	23,23 1,94	46,15	10,43
IX.—Mechanical ...	A 41 B 6	... 2	99 4	... 17	...	42 2	1,82	31
X.—Buildings, Land Acquisition and Management.	A 64 B 1,60	...	21,33 2,80	13 64	...	27 Cr. 46	22,37	4,58
XI.—Fire Brigade	A 2 B 22	25 22	55 62	1 1,17	...	39 7	1,22	2,30
XII.—Licensing, Removal of Encroachment, etc.	A 19 B 38	...	5 3	... 3	...	16 8	40	52
XIII.—Gardens and Open Spaces.	A 21 B	1,16 31	2 6	...	49 18	1,88	55
XIV.—Markets and Slaughter Houses.	A 37 B 48	10 72	1,53 1,11	2 28	...	1,10 34	3,12	2,93
XV.—Contributions to—									
(a) Budget 'B'	A ... B	1,41	1,41
(b) Budget 'D'	A ... B
(c) Budget 'E'	A ... B	3,53	3,53
XVI.—Miscellaneous—									
A.—Provident Fund, etc. including P. F. etc., under II, VIII, XI, XIV.	A ... B	4,54 2,57	...	4,54	2,57
B.—U. I. P. Tax, etc.	A ... B	12 3	...	12	3
C.—Dearness Allowance including D. A. under II, VIII, XI & XIV.	A ... B	7,46 45	...	7,46	45
D.—Grants-in-aid to Public Institutions.	A ... B	4,17 17	...	4,17	17
E.—Rent of Buildings	A ... B	1,05	1,05
Total A	12,29	4,24	77,02	4,83	17,34	89,28	2,05,00	...	
Total B	14,61	2,16	20,78	33,91	8,16	15,08	...	94,70	
Grand Total	2,99,70

* Proportion chargeable to Improvement Schemes Account has been deducted from this.

A—Renewals.

B—Savings.

† Inclusive of proportion chargeable to II.—Water Works, XI.—Fire Brigade and XIV.—Markets and Slaughter Houses.

APPENDICES

MUNICIPAL ACCOUNT.

- No. 1.—General Financial Statistics.
 No. 2.—Statement of Surplus Revenue Fund for 1957-58.
 No. 3.—Statement showing the Income realised during 1957-58 as compared with estimates for the year as also with the actuals for the preceding year.
 No. 4.—Statement showing the expenditure during 1957-58 as compared with the Final sanctioned grants.
 No. 4A.—Statement showing details of Expenditure incurred on New Works during the year ending 31st March 1958.
 No. 5.—Balance Sheet (Revenue) as at 31st March 1958.
 No. 6.—Statement of Special Funds for 1957-58.
 No. 7.—Balance Sheet (Capital Funds) as at 31st March 1958.
 No. 8.—Block Account, showing details of Capital Expenditure upto 31st March 1958.
 No. 9.—Statement showing (1) the total amount of Municipal loans raised, (2) the expenditure incurred there against and (3) the invested balance of the loans on 31st March 1958.
 No. 10.—Statement showing the actual investment on account of the Sinking Fund of different Municipal Loans upto 31st March 1958 compared with the amounts which should have accumulated upto that date on the basis of the fixed instalments and the sums set aside as Sinking Fund as at 31st March 1958.
 No. 11.—Statement showing outstanding loans due by the Municipality, the interest outstanding on 1st April 1957 on the different loans, the amount payable for the year 1957-58, the amount paid by the Imperial Bank of India and in office during that year and the balances outstanding on 31st March 1958.
 No. 12.—Water Works, Income and Expenditure Account, including statement of income realizations for 1957-58 and preceding 5 years from Water supply through meters.
 No. 12A.—Supplementary to No. 12 Statement showing the quantity of water by meter supplied during 1946-47 to 1957-58.
 No. 12A.—Water Works Assets and Liabilities.
 No. 13.—Markets and Slaughter Houses, Income and Expenditure Account for 1957-58.
 No. 14.—Municipal Printing Press, Income and Expenditure for the year 1957-58.
 No. 14A.—Statement of Advance of Accounts for 1957-58.
 No. 14B.—Statement of Advance Accounts out of Special Funds for 1957-58.
 No. 14C.—Statement of Deposit Accounts for 1957-58.
 No. 14D.—Statement of Reserve Stores Stock Accounts for 1957-58.
 No. 14E.—Statement of interest accrued but not paid in respect of the Municipal loans outstanding on 31st March 1958.
 No. 14E(1)—Statement showing details of Debt Equalisation Fund.
 No. 15.—Statement of amounts of receipts and expenditure respectively, credited and debited to the Municipal Fund during the year 1957-58 and the balance at the credit of the fund at the close of the year 1957-58 (i.e., 31st March 1958).
 No. 16.—Comparison of Face, Purchase and Market values at 31st March 1958 of the different securities held in the Special Funds.
 No. 16A.—Comparison of Face, Purchase and Market values at 31st March 1958 of the different securities held in the Sinking Funds.
 No. 16B.—Statement showing the amount of and the object for which the donations held under Public Monuments Maintenance Fund were received from different parties upto 31st March 1958.
 No. 16C.—Statement showing the amount of and the object for which the endowments held under Endowments Fund were received from different parties upto 31st March 1958.
 No. 17.—Statement of Town Duties collected and refunds allowed in 1957-58.
 No. 18.—Statement of the Income of the Bombay Municipality from 1932-33 to the close of the financial year 1957-58.
 No. 19.—Statement of the Expenditure of the Bombay Municipality from 1932-33 to the close of the financial year 1957-58.
 No. 20.—Contracted statement of Income and Expenditure from the year 1932-33 to the financial year 1957-58.

IMPROVEMENT SCHEMES ACCOUNT.

- No. 21.—General Financial Statistics.
 No. 22.—General Account for the year 1957-58.
 No. 22A.—Slum Clearance Account City (General Account).
 No. 22B.—Slum Clearance Account Suburban (General Account).
 No. 23.—General Account for 1957-58—Details of Income.
 No. 24.—General Account for 1957-58—Details of Expenditure.
 No. 25.—Balance sheet (Capital Account) as at 31st March 1958.
 No. 25A.—Balance sheet Slum Clearance City.
 No. 25B.—Balance sheet Slum Clearance Suburbs.
 No. 26.—Block Account showing Capital Expenditure upto 31st March 1958.
 No. 26A.—Block Account showing Capital Expenditure upto 31st March 1958—for Slum Clearance City.
 No. 27.—Statement showing scheduled lands as specified in the Schedules W to Z annexed to Act XIII of 1933.
 No. 28.—Statement showing the actual investments on account of the Sinking Fund of different Improvement Trust Loans upto 31st March 1958 compared with the amounts which should have accumulated upto that date on the basis of the fixed instalments and the sums set aside as Sinking Fund, as at 31st March 1958.
 No. 28A.—Statement showing actual investments on account of Sinking Fund for Street Clearance.
 No. 29.—Statement showing outstanding loans of the Bombay Improvement Trust due by the Municipality, the interest outstanding on 1st April 1957 on the different loans, the amount payable for the year 1957-58, the amount paid during the year and the balances outstanding on 31st March 1958.
 No. 29A.—Statement showing outstanding loan of the Slum Clearance Scheme (City) Budget 'B' etc.
 No. 30.—Comparison of Face, Purchase and Market values at 31st March 1958 of the different securities held in the Sinking Fund.
 No. 30A.—Comparison of Face, Purchase and Market values at 31st March 1958 of the different securities held in the Slum Clearance.

EDUCATION FUND.

- No. 31.—Revenue Account for the year ended 31st March 1958.
 No. 32.—Statement showing Net Receipts during the year 1957-58 from all sources as contrasted with the original and Revised Budget Estimates.
 No. 33.—Statement showing actuals as compared with the final sanctioned grants for 1957-58.
 No. 33A.—Statement showing details of Expenditure incurred on New Works during the year ending 31st March 1958.
 No. 34.—Revenue Account Balance Sheet as at 31st March 1958.
 No. 35.—Capital Fund Balance Sheet as at 31st March 1958.
 No. 36.—Block Account showing details of Capital Expenditure upto 31st March 1958.
 No. 37.—Statement showing outstanding loan due by the Municipality, the interest outstanding on 1st April 1958 on different loans, the amount payable for the year 1957-58, the amount paid by the Imperial Bank of India and in office during that year and the balances outstanding on 31st March 1958.
 No. 38.—Statement showing the actual investment on account of the sinking Fund of different Education Loans upto 31st March 1958 compared with the amounts which should have accumulated upto that date on the basis of the fixed instalments and the sums set aside as Sinking Fund as at 31st March 1958.
 No. 39.—Statement of Advances for 1957-58.
 No. 39A.—Statement of Deposit Accounts for 1957-58.
 No. 39B.—Statement of interest accrued but not paid in respect of the Municipal loans outstanding on 31st March 1958.
 No. 40.—Statement showing the amounts of receipts and Expenditure respectively credited and debited on the Education Fund during the year 1957-58 and the balance at the credit of the fund at the close of the year 1957-58. (i.e., 31st March 1958.)
 No. 41.—Comparison of Face, Purchase and Market value at 31st March 1958 of the different securities held in the Sinking Funds.
 No. 41A.—Statement showing the amount of and object for which the endowments held under the Endowment Fund were received from different parties upto 31st March 1958.

APPENDIX No. 1

General Financial Statistics

	1953-54.	1954-55.	1955-56	1956-57.	1957-58.
<i>General.</i>					
1. Area of the City (acres)	16,761	16,761	16,761	16,761	16,761
2. Population ...	*23,25,945	**23,29,020	** 23,29,020	** 23,29,020	** 23,29,020
<i>Rates and Assessments.</i>					
3. Rateable value Rs.	23,43,85,349	24,98,47,735	25,20,61,126	25,74,42,662	26,64,32,986
4. Rateable value per head of population.	Rs. 100-12-3	Rs. 107-4-5	*Rs. 108-3-7	*Rs. 110-8-7	*Rs. 114=40
5. Properties registered in the Assessment Book	54,157	54,527	54,527	54,733	55,040
<i>Income.</i>					
	Rs. at 17 per cent.	Rs. at 17 per cent.	Rs. at 17 per cent.	Rs. at 17 per cent.	Rs. at 17 per cent.
6. General Tax ...	3,45,17,803	3,47,17,755	3,81,49,844	3,87,62,716	4,10,61,749
7. Income from other sources ...	5,32,97,062	5,71,81,350	6,20,79,108	6,60,44,297	6,85,12,729
Total Income Rs.	8,78,14,865	9,18,99,105	10,02,28,952	10,48,07,013	10,95,74,478
8. Incidence of Taxation per head ...	Rs. 31-8-10	Rs. 32-2-11	Rs. 35-13-0	Rs. 37-3-5	Rs. 39=19
<i>Loans.</i>					
	Rs.	Rs.	Rs.	Rs.	Rs.
9. Debt outstanding ...	24,13,79,455	26,29,41,628	30,32,72,914	33,41,31,582	36,04,53,335
10. Redemption and Sinking Funds in hand or invested ...	5,36,42,907	4,21,87,993	4,92,92,485	6,13,32,632	7,13,12,298
11. Net Loan Debt ...	18,77,36,548	22,07,53,635	25,39,80,429	27,27,98,950	28,91,41,037
12. Net Debt per head of population ...	Rs. 80-11-5	Rs. 94-12-7	Rs. 109-0-10	Rs. 117-2-1	Rs. 124=14
<i>Expenditure.</i>					
	Rs.	Rs.	Rs.	Rs.	Rs.
13. Water Works—Maintenance ...	46,48,984	39,98,399	43,44,372	44,10,525	59,28,654
Debt Charges ...	1,12,96,529	1,31,24,193	1,41,64,868	1,73,96,333	1,77,17,648
14. Primary Education ...	92,48,465	99,05,135	99,72,443	1,09,37,927	1,11,32,141
15. Medical Relief ...	74,98,754	80,30,489	79,11,101	91,53,055	93,75,012
16. Other City services ...	4,36,53,457	4,48,62,181	4,79,75,454	4,83,39,406	5,35,93,259
17. Works out of P.W.R. Fund ...	2,520
18. Debt Charges—excluding Water Works...	96,58,134	83,48,165	87,49,646	89,69,901	95,07,349
Total Expenditure Rs. ...	8,60,06,843	8,82,68,562	9,31,17,884	9,92,07,147	10,72,54,063

* As per Census 1951.

** As per Census Authorities subsequently revised figure.

G. V. DAMLE,
Chief Accountant.

V2311, 614

V. L. GIDWANI,
Municipal Commissioner.

APPENDIX No. 2

Revenue Account for the year ended 31st March 1958.

Particulars		Total		Particulars		Total	
		Rs.	nP.			Rs.	nP.
To Revenue Expenditure as per Appendix No. 4	...	10,72,54,063	04	By Revenue Receipts as per Appendix No. 3	...	10,95,74,478	17
.. Balance being Surplus for the year	...	23,20,415	13				
		10,95,74,478	17			10,95,74,478	17
To Contribution towards Improvement Schemes during 1958-59	Rs. nP. 46,04,236 00			By Surplus Revenue Fund as at 1st April 1957	Rs. nP. ...	2,07,47,096	96
.. Revenue Expenditure to be incurred in 1958-59 and provided for as renewed grants	2,05,00,826 00			.. Surplus for the year	...	23,20,415	13
		2,51,05,062	00	.. Revenue of previous year renewed for payment of contribution towards Improvement Schemes during 1957-58	45,93,911 00		
.. Balance being Surplus Revenue Fund as at 31st March 1958 as per Appendix No. 5	...	2,20,65,429	09	.. Revenue of previous years reserved for the year 1957-58	1,95,09,068 00		
		4,71,70,491	09			2,41,02,979	00
						4,71,70,491	09

67

G. V. DAMLE,
Chief Accountant.

V. L. GIDWANI,
Municipal Commissioner.

Appendix No. 3 INCOME

*Statement showing the Net Receipts during the Financial Year 1957-58 from all sources
as contrasted with the Original and Revised Budget Estimates*

Particulars.	Budget Estimate for 1957-58.	Revised Estimate for 1957-58.	Actuals for 1957-58.	Actuals for 1956-57.	Compared with Budget Estimate.	
					+ Increase -Decrease.	+ Increase -Decrease.
1	2	3	4	5	6	7
	Rs.	Rs.	Rs.	Rs.	Rs.	Rs.
1.—General Tax, Indirect Taxation and Miscellaneous Revenue.						
A.—General Tax at 17 per cent.—						
(1) From the Public	3,42,96,805	3,45,68,093	3,40,16,543	3,30,64,337	- 2,80,262	- 5,51,550
(2) From Government	7,29,630	7,29,630	22,27,080	7,29,628	+ 14,97,450	+ 14,97,450
(3) From Port Trust	13,62,635	13,62,640	13,62,641	13,60,882	+ 6	+ 1
(4) From Improvement Schemes Properties	5,74,645	7,58,026	5,76,819	5,34,445	+ 2,174	- 1,81,207
(5) From Mills	24,55,945	24,82,805	24,08,205	24,73,224	- 47,740	- 74,600
(6) From Central Railway	3,42,720	3,42,720	3,42,722	3,42,722	+ 2	+ 2
(7) From Western Railway	2,57,475	2,57,475	1,27,739	2,57,478	- 1,29,736	- 1,29,736
	4,00,19,855	4,03,21,389	4,10,61,749	3,87,62,716	+ 10,41,894	+ 7,40,360
B.—Town Duties—						
(1) Through Port Trust	35,07,128	35,07,130	38,28,260	39,96,985	+ 3,21,132	+ 3,21,130
(2) Through Central Railway	43,33,040	42,33,040	39,23,772	41,61,029	- 4,09,268	- 3,09,268
(3) Through Western Railway	16,50,400	20,00,000	21,00,599	21,65,117	+ 4,50,199	+ 1,00,599
(4) Through T. D. Deptt.	9,28,700	12,00,000	16,01,113	11,89,985	+ 6,72,413	+ 4,01,113
(5) The collector central excise Bombay	...	20,000	17,902	6,048	- 17,902	- 2,098
	1,04,19,268	1,10,60,170	a) 1,14,71,646	a) 1,15,19,164	+ 10,52,378	+ 4,11,476
Deduct—Refunds and Commission charges	22,21,000	24,00,000	b) 24,02,101	b) 23,84,222	+ 1,81,101	+ 2,101
	81,98,268	86,60,170	90,69,545	91,34,942	+ 8,71,277	+ 4,09,375
C.—Other Receipts—						
(a) Grant-in-aid of the fees for Land, Conveyance, Music etc., Licences	10,000	10,000	11,453	10,214	+ 1,453	+ 1,453
(b) Grant-in-aid in respect of fines for offences against the Law...	3,15,000	2,95,800	2,62,831	2,94,866	- 52,169	- 32,969
(c) Interest and Profit on Investments of Surplus Loan and other Balances	18,00,000	20,00,000	22,50,073	19,88,981	+ 4,50,073	+ 2,50,073
(d) Interest and Profit on Plant and Machinery Depreciation Fund	1,25,000	1,36,500	1,31,541	1,48,620	+ 6,541	- 4,959
(e) Miscellaneous						
(1) Contribution from Municipal servants towards Pensions etc., Fund	17,000	15,000	14,972	13,168	- 2,028	- 28
(2) Miscellaneous receipts	3,00,000	3,00,000	6,72,017	7,60,872	+ 3,72,017	+ 3,72,017
(3) Miscellaneous fees	40,000	40,000	53,214	46,142	+ 13,214	+ 13,214
(4) Rent of buildings and lands	90,790	93,420	80,907	1,03,899	- 9,883	- 12,513
	4,47,790	4,48,420	8,21,110	9,24,081	+ 3,73,320	+ 3,72,690
(f) Receipts on account of Municipal Journal						
(1) Advertisement	30,000	27,000	25,786	23,048	- 4,214	- 1,214
(2) Sale of Municipal Journal	3,000	2,000	1,600	1,691	- 1,400	- 400
	33,000	29,000	27,386	24,739	- 5,614	- 1,614
(g) Receipts from Mahatma Gandhi Memorial Olympic Swimming Pool.						
	75,000	70,000	86,866	77,300	+ 11,866	+ 16,866
	28,05,790	29,89,720	35,91,260	34,68,801	+ 7,85,470	+ 6,01,540
	5,10,23,913	5,19,71,279	5,37,22,554	5,13,66,459	+ 26,98,641	+ 17,51,275
2.—Water Works.—Water Tax and other Miscellaneous Water Works Revenue—						
A.—Water tax—						
(1) On Rateable Value at 3½ percent	61,00,000	52,40,536	51,55,759	53,50,744	- 9,44,241	- 84,777
(2) By Measurement per 1,000 gallons	1,59,00,000	1,66,88,358	1,80,76,428	1,63,47,064	+ 21,76,428	+ 13,88,070
(3) Compounded Tax	14,59,200	14,64,706	20,90,621	18,67,643	+ 6,31,421	+ 6,25,915
	2,34,59,200	2,33,93,600	2,53,22,808	2,35,65,451	+ 18,63,608	+ 19,29,208
B.—Other Receipts—						
(1) Rent of Water Meters	1,84,000	2,02,992	2,09,588	1,87,988	+ 25,588	+ 6,566
(2) Rent of Buildings and Lands	30,140	23,640	32,452	34,623	+ 2,312	+ 3,812
(3) Miscellaneous Receipts	1,75,000	1,75,000	2,37,939	1,60,791	+ 62,939	+ 62,939
(4) Fees for Water connections	1,40,000	1,30,000	1,41,008	1,63,208	+ 1,008	+ 11,008
	5,29,140	5,36,632	6,20,987	5,46,610	+ 91,847	+ 84,355
	2,39,88,340	2,39,30,232	2,59,43,795	2,41,12,061	+ 19,55,455	+ 20,13,563
3.—Education (Primary).†						
4.—Museums and Libraries						
A.—Miscellaneous—						
(1) Miscellaneous receipts	1,000	1,355	1,547	1,502	+ 547	+ 192
5.—Public Health Department.						
A.—Interest realised on Donations						
	75	75	75	75
B.—Miscellaneous—						
(1) Miscellaneous receipts	10,000	15,000	23,070	20,498	+ 13,070	+ 8,070
(2) Miscellaneous fees	1,90,000	1,90,000	1,86,169	1,72,005	- 3,831	- 3,831
(3) Rent of Buildings and Lands	1,00,000	1,00,000	98,337	97,437	- 1,663	- 1,663
(4) Sale of rights	1,800	2,578	1,227	1,645	- 573	- 1,351
(5) Receipts from the Mahatma Gandhi Memorial Olympic Swimming Pool
	3,01,800	3,07,578	3,08,803	2,91,585	+ 7,003	+ 1,225
C.—Grant-in-aid from Government for the duty free supply of Spirituous Medical Preparations for the use of Hospitals and Dispensaries						
	3,200	3,430	3,415	2,792	+ 215	- 15
D.—Tax on Dogs						
	42,250	42,355	41,484	41,353	- 766	- 871
	3,47,325	3,53,438	3,53,777	3,35,805	+ 6,445	+ 339
Carried forward Rs.	7,53,60,578	7,62,56,304	8,00,21,673	7,98,12,372	+ 46,61,095	+ 37,65,369

(a) These are net receipts after deducting Commission charges amounting to Rs. 3,31,546.

(b) This is exclusive of Commission charges amounting to Rs. 3,31,546.

† Receipts transferred to Budget 'B'.

Appendix No. 3—(Contd.)

INCOME

Statement showing the Net Receipts during the Financial year 1957-58 from all sources as contrasted with the Original and Revised Budget Estimates

Particulars.	Budget Estimate for 1957-58.	Revised Estimate for 1957-58.	Actuals for 1957-58.	Actuals for 1956-57.	Compared with Budget Estimate.	Compared with Revised Estimate.
	2	3	4	5	+ Increase - Decrease 6	+ Increase - Decrease 7
	Rs.	Rs.	Rs.	Rs.	Rs.	Rs.
Brought over Re. ...	7,53,60,538	7,62,56,304	8,00,21,673	7,58,15,827	+ 46,61,095	+ 37,65,369
6.—Medical Relief and Education.						
A.—Interest realised on donations from the Public ...	4,100	4,100	4,283	3,957	+ 183	+ 183
B.—Miscellaneous—						
(1) Miscellaneous receipts ...	12,500	12,500	16,924	14,311	+ 4,424	+ 4,424
(2) Miscellaneous fees ...	10,000	10,000	10,305	20,180	+ 305	+ 305
(3) Rent of Buildings and Lands ...	2,500	2,500	1,977	1,832	- 523	- 523
	25,000	25,000	29,206	36,323	+ 4,206	+ 4,206
C.—Receipts from Gordhandas Sunderdas Medical College ...	1,75,000	1,77,140	1,74,710	1,84,413	- 290	- 2,430
D.—Receipts from King Edward Memorial Hospital ...	20,800	47,750	61,415	49,463	+ 40,615	+ 13,665
E.—Interest realised on Hospital Fund (for Veneral Ward at King Edward Memorial Hospital) ...	55,700	60,000	64,014	58,230	+ 8,314	+ 4,014
F.—Interest on K. E. M. Hospital and G. S. Medical College Equipment Fund ...	6,800	6,300	6,863	6,787	+ 63	+ 563
FF.—Interest realised on the Donation from the Establishment of Blood Bank at K. E. M. Hospital ...	1,158	1,157	1,157	1,157	- 1	...
G.—Grant-in-aid from Government in respect of Excise Duty etc., for spirituous articles ...	14,000	10,000	14,495	6,819	+ 495	+ 4,495
H.—Receipts from—						
(a) The Topiwalla National Medical College ...	1,10,000	1,29,530	1,22,922	1,28,193	+ 12,922	- 6,608
(b) Nair Hospital Dental College ...	80,270	83,495	86,299	72,629	+ 6,029	- 2,804
(c) Bai Yamunabai L. Nair Hospital ...	7,610	5,920	6,093	8,671	- 1,517	+ 173
(d) Grant-in-aid from Government for the T.N.M. College	4	4	21,799	+ 4	...
	1,97,880	2,18,949	2,15,318	2,31,292	+ 17,438	- 3,631
I.—Receipts from M. G. H. Sion ...	1,14,910	1,30,625	1,34,092	1,32,120	+ 19,182	+ 3,467
	6,15,348	6,81,021	7,05,553	7,10,561	+ 90,205	+ 24,532
7.—Street Cleansing and Conservancy, Road Watering and Halalkhore service.						
A.—Halalkhore Tax—at 3 percent.						
(1) On Ratable Value ...	72,43,000	72,86,697	68,71,545	67,11,016	- 3,71,455	- 4,15,152
(2) For Special Service ...	3,99,000	4,33,402	5,08,199	5,35,036	+ 1,09,199	+ 74,797
	76,42,000	77,20,099	73,79,744	72,46,052	- 2,62,256	- 3,40,355
B.—Other Receipt						
(1) Sale of Rights ...	60,000	60,000	61,670	9,577	+ 1,670	+ 1,670
(2) Miscellaneous receipts ...	90,000	90,000	1,02,920	1,20,548	+ 12,920	+ 12,920
(3) Miscellaneous fees ...	60,000	75,000	81,711	67,253	+ 12,711	+ 6,711
(4) Rent of Buildings and Lands ...	40,000	40,000	44,693	40,295	+ 4,693	+ 4,693
(5) From Government in respect of cleansing Government Foreshores in A, D & G wards ...	55,500	55,500	27,750		- 27,750	- 27,750
	3,05,500	3,20,500	3,18,744	2,37,633	+ 13,244	- 1,756
	79,47,500	80,40,599	76,98,488	74,83,685	- 2,49,012	- 3,42,111
8.—Roads, S. W. Drains and Public Lighting.						
A.—Wheel Tax						
(1) Private conveyances ...	40,00,000	40,58,525	43,44,536	42,78,391	+ 3,44,536	+ 2,86,011
(2) Public conveyances ...	1,63,000	1,63,000	1,73,228	1,64,860	+ 10,228	+ 10,228
	41,63,000	42,21,525	45,17,764	44,43,251	+ 3,54,764	+ 2,96,239
B.—Contribution from Government in lieu of Tolls ...	25,000	25,000	25,000	26,094
C.—Other Receipts.						
(a)—Ground Rent—						
(1) From Private Parties ...	33,600	33,600	42,313	41,767	+ 8,713	+ 8,713
(b)—Miscellaneous—						
(1) Miscellaneous receipts ...	3,00,000	3,00,000	6,09,158	2,99,725	+ 3,09,158	+ 3,09,158
(2) Miscellaneous fees ...	75,000	75,000	66,764	65,269	- 8,236	- 8,236
(3) Rent of Buildings and Lands ...	1,20,000	1,20,000	1,35,874	1,26,411	+ 15,874	+ 15,874
	4,95,000	4,95,000	8,11,796	4,91,405	+ 3,16,796	+ 3,16,796
(c)—Interest realised on donations ...	1,300	1,884	3,237	604	+ 1,937	+ 1,353
	47,17,900	47,77,009	54,00,110	50,06,121	+ 6,82,210	+ 6,23,101
9.—Mechanical.						
A.—Miscellaneous—						
(1) Miscellaneous receipts ...	2,50,000	2,87,525	2,93,591	2,90,905	+ 43,591	+ 6,066
10.—Buildings, Land Acquisition and Management.						
A.—Sale proceeds of Surplus Land ...	1,50,000	1,50,000	2,63,647	3,84,258	+ 1,13,647	+ 1,13,647
B.—Other Receipts—						
(a)—Rent of Buildings ...	95,270	1,21,990	1,20,921	1,02,653	+ 25,651	- 1,069
(b)—Ground Rent ...	3,02,005	5,17,700	3,32,638	2,93,436	+ 30,633	+ 14,938
(c)—Miscellaneous—						
(1) Miscellaneous Receipts ...	15,000	20,200	63,338	29,852	+ 48,338	+ 43,138
(2) Miscellaneous Fees ...	6,00,000	7,00,000	7,13,778	7,95,868	+ 1,13,778	+ 13,778
	6,15,000	7,20,200	7,77,116	8,25,720	+ 1,62,116	+ 56,916
	11,62,275	13,09,890	14,94,322	16,06,067	+ 3,32,047	+ 1,84,432
Carried forward Re. ...	9,00,53,601	9,13,52,348	9,56,13,737	9,09,13,166	+ 55,60,136	+ 42,61,389

**Appendix No. 3—(Concl'd.)
INCOME**

*Statement showing the Net Receipts during the financial year 1957-58 from all sources
as contrasted with the Original and Revised Budget Estimates*

Particulars.	Budget Estimate for 1957-58.	Revised Estimate for 1957-58.	Actuals for 1957-58.	Actuals for 1956-57.	Compared with Budget Estimate		Compared with revised Estimates	
					+ Increase - Decrease	+ Increase - Decrease		
	Rs.	Rs.	Rs.	Rs.	Rs.	Rs.	Rs.	
Brought over Rs. ...	9,00,53,601	9,13,52,348	9,56,13,737	9,09,13,166	+55,60,136	+42,61,389		
11.—Fire Brigade.								
A.—Fire Tax at $\frac{3}{4}$ per cent.—								
(1) From the Public ...	15,13,195	15,25,063	15,00,985	14,58,735	- 12,210	- 24,078		
(2) From Government ...	32,190	32,190	99,299	32,192	+ 67,109	+ 67,109		
(3) From Port Trust ...	60,120	60,115	60,116	61,875	- 4	-		
(4) From Improvement Schemes Properties ...	25,355	25,501	25,502	22,241	+ 147	+ 1		
(5) From Mills ...	1,08,355	1,09,535	1,06,244	1,09,120	- 2,111	- 3,291		
(6) From Central Railway ...	15,120	15,120	15,120	15,121	-	-		
(7) From Western Railway ...	11,360	11,360	6,680	11,360	- 4,680	- 6,680		
	17,65,695	17,78,884	18,13,946	17,10,644	+ 48,251	+ 35,062		
B.—Other Receipts								
(1) Miscellaneous receipts ...	25,000	33,780	40,489	39,416	+ 15,489	+ 6,709		
	17,90,695	18,12,664	18,54,435	17,50,060	+ 63,740	+ 41,771		
12.—Licensing, Removal of Encroachments on Public Streets, administration of Shops & Est. Act 1948 and Theatre Tax								
A.—Licence for Dangerous and Offensive Trades ...	10,00,000	11,00,000	12,79,840	12,26,162	+ 2,79,840	+ 1,79,840		
B.—Removal of encroachment on Public Streets—								
(a) Licences for Squatters and Hawkers and fees for Removal of Encroachments ...	5,60,000	6,00,000	6,50,242	6,13,194	+ 90,242	+ 50,242		
C.—Receipts from the administration of Shops and Establishment Act—								
(a) Grant-in-aid from Government for the Administration of Shops and Establishment Act of 1948 ...	1,60,000	1,71,570	1,71,566	1,49,198	+ 11,566	- 4		
(b) Registration etc., fees ...	12,000	12,000	11,929	13,359	- 71	- 71		
(c) Miscellaneous Receipts. ...	1,500	1,750	2,059	2,301	+ 559	+ 309		
	1,73,500	1,85,320	1,85,554	1,64,858	+ 12,054	+ 234		
D.—Miscellaneous—								
(1) Miscellaneous receipts ...	2,000	17,000	6,493	4,294	+ 4,493	- 10,507		
(2) Fees for Advertisements ...	3,50,000	3,80,000	4,49,382	4,18,027	+ 99,382	+ 69,382		
	3,52,000	3,97,000	4,55,875	4,22,321	+ 1,03,875	+ 58,875		
E.—Receipts from the Theatre Tax ...	5,50,000	5,58,000	5,75,658	5,74,843	+ 25,658	+ 17,658		
	26,35,500	28,40,320	31,47,169	30,01,378	+ 5,11,669	+ 3,06,849		
13.—Gardens and Open Spaces.								
A.—Miscellaneous—								
(1) Miscellaneous receipts ...	7,000	7,000	6,366	10,146	- 634	- 634		
(2) Rent of Buildings and Lands ...	1,17,000	1,17,000	1,19,262	1,17,537	+ 2,262	+ 2,262		
(3) Rent for open Air Theatre	935	...	+ 935	+ 935		
	1,24,000	1,24,000	1,26,563	1,27,683	+ 2,563	+ 2,563		
14.—Markets and Slaughter Houses.								
A.—Miscellaneous—								
(1) Stallage charges ...	11,14,000	11,14,000	11,69,741	11,53,124	+ 55,741	+ 55,741		
(2) Squatters, fees ...	8,75,000	8,75,000	8,88,013	9,00,897	+ 13,013	+ 13,013		
(3) Fair ground and feeding fees ...	3,68,000	3,68,000	3,72,498	3,83,950	+ 4,498	+ 4,498		
(4) Slaughter fees ...	6,28,000	7,00,000	6,72,385	6,70,213	+ 44,385	- 27,615		
(5) Miscellaneous receipts ...	7,20,000	6,15,000	6,28,055	6,55,540	- 91,945	+ 13,055		
(6) Rent of Buildings and Lands ...	40,000	82,000	78,353	39,724	+ 38,353	+ 3,647		
(7) Cold Storage fees ...	65,000	60,000	61,788	74,846	- 3,212	+ 1,788		
(8) License fees from Owners of Private Markets ...	1,26,000	87,800	1,08,252	51,297	- 17,748	+ 20,452		
	39,36,000	39,01,800	39,79,085	39,29,591	+ 43,085	+ 77,285		
15.—Contribution from Capital Funds to Revenue on account of Loan Works Staff...	3,15,000	4,00,000	4,34,800	3,98,367	+ 1,19,800	+ 34,800		
16.—Extraordinary Receipts.								
(a) Interest on Net Premia Fund and Excess Interest on Sinking Fund ...	1,40,000	1,82,000	1,73,016	1,81,395	+ 33,016	- 8,984		
(b) Recoveries of Special Municipal Contribution paid to ex-Municipal employes who subsequently opted for pension.	1,500	1,461	2,43,642	+ 1,461	- 39		
	1,40,000	1,83,500	1,74,477	4,25,037	+ 34,477	- 9,023		
17.—Rebate from Government on account of Collection of the Urban Immovable Property Tax in the City ...	2,02,172	2,11,582	2,07,724	2,41,621	+ 5,552	- 3,858		
18.—Transfers from the B. E. S. & T. Fund.								
(a) Under section 460 K.K. (2) (b) of the Municipal Act ...	40,00,000	40,00,000	40,00,000	40,00,000	-	-		
(b) Under section 460 L.L. (1) (d) of the Municipal Act ...	16,450	61,460	36,488	20,110	+ 20,038	- 24,972		
	40,16,450	40,61,460	40,36,488	40,20,110	+ 20,038	- 24,972		
Total Income ...	10,32,13,418	10,48,87,674	10,95,74,478	10,48,07,013	+ 63,61,060	+ 46,86,804		

G. V. DAMLE,
Chief Accountant.

V. L. GIDWANI,
Municipal Commissioner.

Appendix No. 4 EXPENDITURE

Statement showing the Actuals as compared with the Final Grants for 1957-58.

Particulars.	Final grants sanctioned for expenditure during 1957-58.	Actual for 1957-58.	FINAL GRANTS COMPARED WITH THE ACTUALS		Actuals for 1956-57.
			Amount required to be renewed in 1958-59	Savings.	
	2	6	4	5	3
I.—General Supervision, Collection of Revenue, etc.					
A.—General Superintendence					
(a) Corporation and Standing Committee	4,43,972	3,61,893	67,206	14,873	3,15,585
(b) Chief Auditor's Establishment	1,58,468	1,45,639	683	12,146	1,38,855
(c) Municipal Commissioner's Personal and General Office	3,70,312	3,25,670	19,384	25,258	3,44,143
(d) Audit and Accounts Estt.	7,20,415	6,66,822	27,072	26,521	6,60,024
(e) Labour Officer's Establishment	24,659	22,808	594	1,257	21,829
(f) Municipal Journal	69,794	44,545	16,329	8,920	50,583
(g) Mahatma Gandhi Memorial Olympic Swimming Pool	99,858	53,827	25,516	20,515	65,754
(h) Public Relations Office	1,63,538	1,31,374	13,753	18,411	1,11,791
	20,51,016	17,52,578	1,70,537	1,27,901	17,08,564
B.—Collection of Revenue—					
(a) Property and Wheel Tax Establishment	11,74,968	10,80,306	48,965	45,697	10,37,198
(b) Town Duty Establishment	3,28,773	2,87,019	11,069	30,685	2,48,814
	15,03,741	13,67,325	60,034	76,382	12,86,012
C.—Upkeep of Municipal Head Office					
	1,18,020	75,604	30,974	11,442	76,754
D.—General Stores					
	2,47,289	1,92,080	44,409	10,800	1,77,305
E.—Miscellaneous Charges					
	15,13,292	2,98,979	11,80,418	33,895	3,83,744
F.—Election Expenses					
	8,15,852	6,34,735	75,841	1,05,276	4,83,726
G.—New Works					
	46,328	11,747	23,757	10,824	11,526
H.—Debt Charges					
	4,72,239	4,02,759	3,669	65,811	2,37,534
	67,67,777	47,35,807	15,89,639	4,42,331	43,65,165
Deduct—Proportion of General Superintendence chargeable to Water Works, Fire Brigade, Markets and Improvement Schemes Account and Education Fund Account					
	12,90,187	10,97,212	1,92,975	...	10,45,498
	54,77,590	36,38,595	13,96,664	4,42,331	33,19,667
II.—Water Works.					
A—Maintenance	43,41,307	30,17,571	9,01,189	4,22,547	24,76,199
B—Income Tax on income derived by the Municipality for supply of water to areas outside Municipal Jurisdiction	40,000	40,000	25,890
C—Provident Fund and Pensions etc., charges	3,44,500	2,81,946	19,200	43,354	2,58,314
D—Proportion of General Supervision and Collection of Revenue etc.	7,63,456	6,34,672	1,28,784	...	6,37,517
E—Dearness Allowance	11,59,620	10,90,592	55,802	4,226	9,84,737
F—New Works	1,00,783	30,963	54,891	14,929	27,868
G—Debt Charges	2,00,79,592	1,77,17,648	3,60,472	20,01,472	1,73,96,333
H—Provision for Equilisation of Debt charges.	8,32,910	8,32,910
	2,76,53,168	2,36,46,302	15,20,338	24,86,528	2,18,06,858
III.—Education (Primary).					
	Shown	under	XV(c).
IV.—Museums & Libraries.					
A.—Victoria and Albert Museum	70,306	45,656	5,877	18,773	53,157
B.—Municipal Free Reading Rooms and Libraries	59,585	46,605	2,085	10,895	44,956
C.—Debt Charges	1,180	1,176	...	4	1,176
	1,31,071	93,437	7,962	29,672	99,289
V.—Public Health Department.					
A.—General Superintendence—					
(a) General Supervision	10,34,664	8,90,890	1,02,991	40,783	8,76,192
(b) Epidemics	2,41,185	2,07,397	24,207	9,581	2,23,244
(c) Vaccination	2,49,327	1,85,277	62,181	1,869	1,36,115
(d) Malaria and Insecticides	6,07,631	5,03,437	85,233	18,961	4,62,033
(e) Miscellaneous	4,03,083	2,48,762	1,19,078	35,243	2,28,621
(f) Licensing of Dogs	42,082	35,749	2,430	3,903	31,902
	25,77,972	20,71,512	3,96,120	1,10,340	19,69,457
B.—Supply of Milk to undernourished needy Children attending Municipal Schools					
	16,18,934	11,31,869	2,57,921	2,29,144	9,16,059
C.—New Works					
	10,513	4,130	3,671	2,712	5,209
D.—Debt Charges					
	9,32,590	9,10,300	7,015	15,275	6,55,310
	51,40,009	41,17,811	6,64,727	3,57,471	35,46,091
Carried over Rs.	3,84,01,838	3,14,96,145	35,89,691	33,16,002	2,87,71,905

Appendix No. 4—(Contd.)

EXPENDITURE

Particulars.	Final grants sanctioned for expenditure during 1957-58. 2*	Actuals for 1957-58. 3	FINAL GRANTS COMPARED WITH THE ACTUALS		Actuals for 1956-57. 6
			Amount required to be renewed in 1958-59. 4	Savings. 5	
Brought forward Rs. ...	Rs. 3,84,01,838	Rs. 3,14,96,145	Rs. 35,89,691	Rs. 33,16,002	Rs. 2,87,71,905
VI.—Medical Relief and Education.					
A.—Hospitals and Maternity Homes—					
(a) King Edward Memorial Hospital ...	32,72,295	24,43,396	6,47,577	1,81,322	22,94,589
(b) Municipal General Hospital, Sion ...	16,50,570	14,25,163	1,90,282	35,125	14,82,692
(c) B.Y.L. Nair Charitable Hospital ...	16,85,821	13,21,527	2,91,936	72,358	12,02,477
(d) Infectious Diseases Hospitals ...	35,40,680	26,65,951	7,46,247	1,28,482	20,58,917
(e) Bombay Municipal Corporation Dr. Bhajekar Hospital ...	97,272	69,810	18,262	9,200	...
(f) Maternity Homes ...	4,44,559	2,92,085	98,961	53,513	3,13,085
(g) Maternity & Children Welfare Service ...	92,501	59,995	21,841	10,665	64,695
	1,07,83,698	82,77,927	20,15,106	4,90,665	74,16,455
B.—Dispensaries—					
(a) Dispensaries for out-patients ...	3,88,794	2,90,547	74,082	24,165	3,00,042
(b) Dispensary for combating Venereal Diseases ...	1,22,778	87,468	27,933	7,377	89,649
(c) Mobile Dispensaries in the City ...	19,800	19,800	19,800
	5,31,372	3,97,815	1,02,015	31,542	4,09,491
C.—Medical and Nursing Assistance to Poor People in their Homes ...	2,100	656	1,000	444	1,397
D.—Family Planning Clinics ...	32,755	19,155	11,599	2,001	21,925
E.—Medical Education—					
(a) Gordhandas Sunderdas Medical College ...	8,75,051	4,99,355	1,30,190	2,45,506	4,84,668
(b) Topiwalla National Medical College ...	6,63,640	4,04,140	1,45,716	1,13,784	4,00,713
(c) Nair Hospital Dental College ...	3,23,226	2,10,347	52,917	59,962	2,16,436
	18,61,917	11,13,842	3,28,823	4,19,252	11,01,817
F.—Statutory Contribution to Government Medical Institutions ...	4,14,500	4,14,500	4,14,500
G.—Clinic for treatment of Leprosy Cases ...	1,18,050	58,689	54,813	4,548	53,941
H.—New Works ...	3,02,572	75,107	1,50,856	76,609	73,455
I.—Providing a convalescent home of 120 beds with equipment and Staff quarters at Parel ...	3,28,964	1,31,163	88,355	1,09,446	7,61,891
J.—Debt Charges ...	1,36,127	10,47,729	5,443	2,82,955	11,45,567
K.—Construction of a Building for full-fledged outpatients Deptt. at M.G.H. Sion. ...	15,00,000	...	15,00,000
	1,72,12,055	1,15,36,583	42,58,010	14,17,462	1,14,00,439
VII.—Street Cleansing and Conservancy, Road Watering and Halalkhore Service.					
A.—Street Cleansing and Conservancy—					
(a) Superintendence and Inspection ...	6,70,274	5,88,204	45,937	36,133	5,25,394
(b) Veterinary ...	42,638	31,913	8,010	2,715	38,678
(c) Gully Flushing ...	2,42,491	2,08,244	25,586	8,661	1,78,021
	9,55,403	8,28,361	79,533	47,509	7,42,093
B.—Collection, Loading, Removal and Disposal of Town Refuse—					
(i) Collection of Town Refuse—					
(a) Scavenging ...	29,38,680	26,47,935	2,05,277	85,468	25,01,094
(b) Road Scraping and Road watering ...	1,86,372	1,65,193	15,129	6,050	1,61,256
(ii) Removal of Town Refuse to Mahalaxmi Siding—					
(a) Bullock Traction ...	2,92,083	2,04,614	40,819	46,650	1,92,580
(b) Motor Traction ...	8,57,534	7,63,667	42,608	51,259	6,83,650
(iii) Loading of Refuse at Mahalaxmi Siding for Transport to Deonar ...	29,45,611	18,67,415	7,17,142	3,61,054	14,41,707
(iv) Disposal of Town Refuse—					
Transport of Refuse from Mahalaxmi Siding to Deonar by Train ...	12,26,044	5,69,852	4,33,853	2,22,339	9,03,636
	84,46,324	62,18,676	14,54,828	7,72,820	58,83,923
C.—Road Watering ...	4,500	169	2,400	1,931	803
D.—Halalkhore Service—					
(a) Cleansing and Sanitation ...	11,31,210	9,19,116	1,32,487	79,607	8,83,940
(b) Transport—					
(1) Bullock Traction ...	61,157	41,149	7,339	12,669	43,840
(2) Motor Traction ...	97,641	70,660	23,339	3,642	60,237
(c) Pumping Compressor Stations, Purification Works and Flood Gates					
(a) Inspection and Supervision ...	43,644	36,138	5,712	1,794	43,577
(b) Pumping Stations ...	7,36,282	5,33,901	1,51,695	50,686	5,00,868
(c) Compressor Stations and Flood Gates ...	3,74,654	2,13,218	1,20,335	41,101	2,40,859
(d) Purification Works ...	4,85,258	3,31,927	1,30,381	22,950	2,94,266
(d) Cleansing of Sewers, Street Connections and House Drains ...	14,22,352	12,62,857	1,14,588	44,907	10,90,522
(e) Provident Fund, Pensions etc., charges ...	2,73,700	2,40,339	9,100	24,261	1,95,315
(f) Dearness Allowance ...	17,05,088	16,36,269	61,620	7,199	16,64,602
(g) Proportionate cost on account of Collection charges of Halalkhore Tax, Supervision charges on Halalkhore Service & Cost of Water used for flushing Gullies, Privies etc. ...	2,76,186	2,61,407	6,995	7,784	2,03,803
	66,07,172	55,46,981	7,63,591	2,96,600	52,21,829
E.—New Works— ...	14,70,092	3,97,027	10,06,733	66,332	6,45,240
F.—Debt Charges ...	37,15,934	30,24,960	37,675	6,53,299	28,63,027
	2,11,99,425	1,60,16,174	33,44,760	18,38,491	1,53,57,250
Carried over Rs. ...	7,68,13,318	5,90,48,902	1,11,92,461	65,71,955	5,55,29,594

Appendix No. 4—(Contd.)

EXPENDITURE

Particulars.	Final grants sanctioned for expenditure during 1957-58.	Actuals for 1957-58.	FINAL GRANTS COMPARED WITH THE ACTUALS		Actuals for 1956-57.
			Amount required to be renewed 1958-59.	Savings.	
1	2	3	4	5	6
Brought forward ...	Rs. 7,68,13,318	Rs. 5,90,48,902	Rs. 1,11,92,461	Rs. 65,71,955	Rs. 5,55,29,594
VIII.—Roads, S. W. Drains and Public Lighting.					
A.—General ...	3,83,662	3,05,787	56,960	20,915	2,95,454
B.—Maintenance of Roads ...	53,46,541	31,65,851	17,37,093	4,43,597	21,55,873
C.—Public Lighting ...	30,03,396	25,18,187	3,12,465	1,72,744	21,55,083
D.—Maintenance of S. W. Drains ...	68,194	55,253	9,222	3,719	46,897
E.—Rebate on account of the compounded Wheel Tax ...	19,210	19,210	19,094
Expenditure other than Establishment in Connection with reorganisation Scheme ...	20,325	...	7,825	12,500	6,219
F.—New Works ...	15,32,104	7,22,095	5,57,599	2,52,410	1,36,142
G.—Debt Charges ...	29,88,670	28,02,035	49,933	1,36,702	28,61,340
H.—Covering the open storm water channel from Globe Mill Passage to the confluence of the two channels near Century Mills ...	5,00,000	1,17,209	3,82,790	1	...
I.—Treating with 3" of asphaltic concrete surfaces of different Roads in the City ...	19,45,000	4,43,617	15,01,383
	1,58,07,102	1,01,49,244	46,15,270	10,42,588	76,76,102
IX.—Mechanical.					
A.—Mechanical Engineer's Office Establishment—					
(a) M. E.'s Office Establishment ...	3,50,689	2,47,660	97,836	5,193	2,18,316
(b) Transport ...	1,05,837	52,363	47,809	5,665	55,649
	4,56,526	3,00,023	1,45,645	10,858	2,73,965
B.—New Works ...	49,108	9,349	36,308	3,451	466
C.—Debt Charges ...	1,11,009	93,711	292	17,006	1,08,938
	6,16,643	4,03,083	1,82,245	31,315	3,84,831
X.—Buildings, Land Acquisition and Management.					
A.—City Engineer's Central Office Establishment ...	1,79,253	1,29,921	8,132	41,200	1,37,651
B.—Inspection and Supervision of Private Buildings ...	6,48,855	5,22,989	68,674	57,192	4,92,521
C.—Removal of Stall-boards in the City ...	4,661	3,530	626	505	2,530
D.—Architectural ...	1,93,566	1,22,875	9,840	60,851	1,52,089
E.—Land Acquisition and Management ...	1,73,112	98,605	54,688	19,819	1,36,607
F.—Inspection and Supervision of Factories ...	55,155	38,251	8,492	8,412	29,878
	12,54,602	9,16,171	1,50,452	1,87,979	9,51,276
Deduct—Proportionate share of cost of Establishment, and Supervision chargeable to Improvement Schemes Account ...	98,720	39,511	...	59,209	35,804
	11,55,882	8,76,660	1,50,452	1,28,770	9,15,472
G.—New Works ...	35,61,912	12,21,955	20,74,464	2,65,493	62,076
H.—Debt Charges ...	6,77,532	6,01,200	12,573	63,759	5,20,289
	53,95,326	26,9,9815	22,37,489	4,58,022	14,97,837
XI.—Fire Brigade.					
A.—Maintenance ...	9,96,513	8,26,454	97,059	73,000	8,23,804
B.—Provident Fund and Pensions, etc., charges ...	2,45,200	1,55,376	75,000	14,824	1,61,341
C.—Proportion of General Supervision and Collection of Revenue ...	62,249	51,722	10,527	...	52,024
D.—Dearness Allowance ...	2,65,500	2,50,590	14,481	429	2,28,907
E.—New Works ...	70,537	5,183	24,563	40, 91	5,701
F.—Debt Charges ...	4,06,157	2,88,992	555	1,16,610	2,74,683
	20,46,156	15,78,317	2,22,185	2,45,654	15,46,460
XII.—Licensing, Removal of Encroachments on Public Streets and Administration of Shops and Estt. Act 1948 and Theatre Tax					
A.—Licensing Establishment ...	2,50,696	2,14,784	13,619	22,293	2,23,232
B.—Removal of Encroachments on Public Streets ...	1,84,836	1,50,468	16,727	17,641	1,42,472
C.—Administration of Shops and Establishment Act 1948 ...	1,74,988	1,58,310	8,991	7,687	1,56,569
D.—Administration of Theatre Tax ...	15,492	14,154	953	385	13,757
E.—New Works ...	110	110	1,123
F.—Debt Charges ...	13,185	9,760	...	3,425	9,061
	6,39,307	5,47,476	40,290	51,541	5,46,214
Carried over Rs.	10,13,17,852	7,44,26,837	1,84,89,940	84,01,075	6,71,81,038

Appendix No. 4—(Concl.)

EXPENDITURE

Particulars.	Final grants sanctioned for expenditure during 1957-58.	Actuals for 1957-58.	FINAL GRANTS COMPARED WITH THE ACTUALS		Actuals for 1956-57.
			Amount required to be renewed in 1958-59.	Savings.	
I	2	3	4	5	6
Brought forward Rs. ...	Rs. 10,13,17,852	Rs. 7,41,26,837	Rs. 1,84,89,940	Rs. 84,01,075	Rs. 6,71,81,038
XIII.—Gardens and Open Spaces.					
A.—Gardens—					
(a) Victoria Gardens ...	4,34,595	3,49,343	72,795	12,457	3,02,509
(b) Miscellaneous Gardens, Open Spaces, Band Stands, etc. ...	1,89,417	1,44,467	36,749	8,201	1,39,944
B.—New Gardens, Recreation Grounds, etc. ...	6,24,012	4,93,810	1,09,544	20,658	4,42,453
C.—Roadside Trees & Benches ...	27,830	19,661	4,622	3,547	20,213
D.—New Works ...	48,597	39,908	6,743	1,946	34,131
E.—Debt Charges ...	1,06,486	18,748	64,973	22,765	53,175
	1,28,889	1,20,698	2,052	6,139	1,04,054
	9,35,814	6,92,825	1,87,934	55,055	6,54,026
XIV.—Markets and Slaughter Houses.					
A.—Markets and Slaughter Houses—					
(a) Central Office ...	80,824	77,430	2,374	1,020	70,938
(b) Municipal Markets ...	7,99,503	5,48,253	1,41,026	1,10,224	5,95,417
(c) Slaughter Houses ...	6,54,888	4,33,678	1,18,601	1,02,609	4,53,086
(d) Private Markets ...	37,193	31,364	2,952	2,877	31,166
(e) Refrigerator at A. C. Market ...	42,202	23,109	12,369	6,724	22,080
B.—Provident Fund and Pensions, etc., charges ...	16,14,610	11,13,834	2,77,322	2,23,454	11,72,687
C.—Proportion of General Supervision ...	83,500	64,712	12,500	6,288	64,648
D.—Dearness Allowance ...	85,059	72,829	12,230	...	63,381
E.—New Works ...	3,61,000	3,26,719	28,084	6,197	3,22,224
F.—Debt Charges ...	81,192	7,515	32,654	41,023	43,530
	2,34,259	2,04,029	1,848	28,382	1,88,921
	24,59,620	17,89,638	3,64,638	3,05,344	18,55,391
XV.—Contribution to—					
(a)—Budget 'B' under Sec. 125 (2)(d) of the B.M.C. Act. ...	45,93,911	44,52,856	...	1,41,055	43,75,170
(b)—Budget 'D' under Sec. 123 (B) (2) of the B.M.C. Act. ...	17,60,440	17,60,440	16,87,867
(c)—Budget 'E' under Sec. 126 (C)(c) of the B.M.C. Act. ...	1,14,84,778	1,11,32,141	...	3,52,637	1,09,37,927
(d)—Budget 'F' under Sec. 123 (B) (2) of the B.M.C. Act. ...	4,40,110	4,40,110
	1,82,79,239	1,77,85,547	...	4,93,692	1,70,00,964
XVI.—Miscellaneous					
A.—Provident Fund, Pensions, Gratuities and Compassionate Allowances					
(a)—Provident Fund ...	16,00,000	14,36,760	...	1,63,240	11,73,580
(b)—Pensions, Gratuities, etc. ...	11,90,000	8,46,480	3,38,300	5,220	11,10,904
	27,90,000	22,83,240	3,38,300	1,68,460	22,84,484
B.—Urban Immovable Property Tax on Municipal Properties in the City ...	20,677	6,519	11,552	2,606	9,719
C.—Dearness Allowances ...	97,98,286	91,85,244	5,86,052	26,990	89,36,918
D.—Grants-in-aid to Public Institutions—					
(a) Obligatory ...	10,13,154	8,06,800	1,96,884	9,470	9,83,730
(b) Discretionary ...	5,07,170	2,79,299	2,20,160	7,711	2,91,034
	15,20,324	10,86,099	4,17,044	17,181	12,74,764
E.—Rent of Buildings requisitioned for housing Municipal employees of essential services since derequisitioned by Government owing to close of Civil Defence measures ...	1,03,481	Cr 1,886	1,05,336	1	9,843
	1,42,32,768	1,25,59,216	14,58,314	2,15,238	1,25,15,728
Total ...	13,72,25,293	10,72,54,063	2,05,00,826	94,70,404	9,92,07,147

G. V. DAMLE,
Chief Accountant.

V. L. GIDWANI,
Municipal Commissioner.

Appendix No. 4-A.

Statement showing details of Expenditure incurred on New Works during the year 1956-57 and 1957-58.

	Expenditure upto 31-3-1957.	Expenditure during the year 1957-58.	Total Expenditure upto 31-3-1958.
	Rs.	Rs.	Rs.
I.—General Supervision, Collection of Revenue, etc.			
Works completed (as per Report for 1956-57)	1,02,401	...	1,02,401
Providing Sliding chute at the M. G. M. O. Swimming Pool	328	1,005	1,333
Providing additional Bathroom, Cooking platform in the kitchen, etc., at Byculla Terrace Building, 1st floor, at Fire Brigade, Head Quarter, Byculla	421	421
Constructing washing places with drainage arrangements in yards Nos. 1 and 2, DeLisle Road for stacking C. I. Pipes, etc.	359	359
Providing electric lighting in Central Stores Servants' Quarters	147	147
Providing a brick masonry compound wall after removing G. I. sheet wall to the south side of No. 1 at DeLisle Road	3,854	3,854
Additional alterations on the 1st floor of Byculla Terrace Building at Bombay Fire Brigade Head Quarters, Byculla	2,824	2,824
Providing and fixing glazed windows into verandah of A. & C.'s Department at M. H. O. Buildings	618	618
Extension of shed and providing wash basin, etc., in M. H. O. Buildings	571	571
Providing weather sheds to the windows of the western verandah of the M. H. O. Buildings	1,571	1,571
Concreting the open space on South or East godown between timber shed and soil godown	17	17
Providing two wash basins on the top floor of new office of Controller of Stores	360	360
Total, I.—General Supervision, etc.	1,02,729	11,747	1,14,476
II. Water Works			
Works completed (as per Report for 1956-57)	3,14,572	...	3,14,572
Providing retaining wall in place of collapsed wall at Swimming Pool at Vehar	8,274	230	8,504
Construction of a Boat-engine shed at Tansa	302	930	1,232
Providing electric lights in Municipal Staff Quarters at Ghatkopar Cross connections	Cr. 1	574	573
Planting of about 2,000 Eucalyptus trees around Tansa as an experimental measure	100	Cr. 5	95
Construction of a brick masonry compound wall at Parel Pump House	1,854	1,204	3,058
Planting of about 2,000 Eucalyptus trees at Vehar as an experimental measure	109	133	242
Providing permanent illuminations in trees along Gibbs Road in Sir P. M. Garden and Kamala Nehru Park	1,016	29	1,045
Construction of 2 unit block for watchmen at Vihar	2,607	500	3,107
Construction of two septic tanks at Tansa for staff quarters	1,086	1,086
Providing steps in the dam stream side of Vehar dam	2,806	2,806
Raising the bund wall at Vehar Spillway	249	249
Raising the brick masonry compound wall on south and west sides of 'G' Ward Office	300	300
Construction of a store room at Kapurbawdi	3,052	3,052
Protecting slopes of Vehar hill adjoining hill top bungalow	749	749
Providing a tow wall at the toe of the dam at Powai Park	6,759	6,759
Providing two culverts over the overflow nullah at Powai Park	5,349	5,349
Providing a fountain at King Circle Garden	1,336	1,336
Providing inspection pit in the Maintenance Yard	176	176
Providing Electric lights near entrances and pathways at M. H. R. and B. H. R.	5,007	5,007
Providing new 24" cross connection on upstream at Bandra Anchor Block between 57" East and West Tansa Mains	703	703
Construction of a Welfare Centre Hall at Ghatkopar Cross connection	Cr. 204	Cr. 204
Total, II.—Water Works	3,28,833	30,963	3,59,796
Total carried forward	4,31,562	42,710	4,74,272

APPENDIX No. 4 A—Contd.

	Expenditure upto 31-3-1957	Expenditure during the year 1957-58	Total Expenditure upto 31-3-1958
	Rs.	Rs.	Rs.
Total.—Brought over ...	4,31,562	42,710	4,74,272
V.—Public Health Department			
Works completed (as per Report for 1956-57) ...	71,604	...	71,604
Constructing a raised concrete platform for storing firewood etc., at Tank Bunder Hindu Cemetery ...	1,112	1,707	2,819
Shifting Death Registration Karkoon's Chowky from the footpath at Haines Road and erecting the same inside the compound of Roman Catholic Cemetery No. 83...	371	371
Removing Death Registration Karkoon's Chowky from Dharavi and reconstructing the same at Mori Road Garden, Mahim	624	624
Providing electric lights in two Dharmashalas one near burning ground and other at the entrance.	105	105
Providing two 100 Watts T. F. electric lamps in Brook-vale or similar lanterns with 2 way 160 reflectors with over head cable along the passage from Sonapur Street leading to the Hindu burning and burial ground at Queen's Road	635	635
Providing cement concrete to the platform in the newly constructed burning pyres and extra platform 7' x 4' for placing dead body and maintaining and providing four iron stands for pyres in the newly constructed shed at Tank Bunder Hindu Cemetery	688	688
Total, V.—Public Health Department ...	72,716	4,130	76,846
VI.—Medical Relief and Education			
Works completed (as per Report for 1956-57) ...	4,43,870	...	4,43,870
Providing one cement concrete Badminton Court for R. M. Os. at the M. G. H., Sion ...	31	1,089	1,120
Replacing old M.S. plate corroded storage tank (800 gals.) by a new R.C.C. tank of the same capacity over the Nurses' Home at K. E. M. Hospital	502	508	1,010
Providing one running counter with sinks etc., for Histology Section of T. N. M. College ...	1,055	343	1,398
Demolition of two barracks Nos. T/16-64A and T/57-60A in the compound of the M. G. H., Sion	3,482	80	3,562
Supplying and fixing two exhaust fans in the kitchen at A. R. Hospital	688	87	775
Providing barbed wire to the drainage and other pipes from the ground floor to the first floor level of the Nurses' Home at K. E. M. Hospital	554	554
Constructing 2 additional rooms by providing brick partition walls on the 2nd floor of the Nurses' Home at K. E. M. Hospital	827	827
Providing Morris outside W.C. block of each ward at M. G. H. Sion	564	564
Providing wooden lofts for keeping utensils at Ward Nos. 1, 3, 5 and 6 at M. G. H. Sion	566	566
Providing brick masonry partition walls and doors, etc., in structure Nos. T/69-72 at M.G.H. Sion	4,773	4,773
Providing Nahani inside the rooms and connecting the same by underground drains to the sewer at structure No. T/69-72 at M. G. H. Sion	2,636	2,636
Providing and fixing an additional M.S. plate welded storage tank for W. C.s at the annexe buildings of the B. Y. L. N. Charitable Hospital	684	684
Providing one standby unit for pumping water at B. Y. L. N. Charitable Hospital	1,500	1,500
Providing barbed wire fencing with cement concrete poles from Nurses quarters to the clerical staff quarters at R. P. T. B. Hospital	686	686
Providing and fixing C. I. plank shelves in pathology stores of T. N. M. College	724	724
Carrying out additions and alterations in Dr. Venkatrao's godown in the premise of Nair Hospital	551	551
Providing galvanised sheet iron gutter to the roof at Ward Nos. 14, 18 at A. R. Hospital	11,748	11,748
Providing water cooler for the Nurses Quarters of the B. Y. L. N. Charitable Hospital	2,598	2,598
Enclosing the open spaces in front of the E. E. G. department by providing side wall with windows Trafford Sheet roofs of the B. Y. L. N. Charitable Hospital	858	858
Providing closed general washing place and bath outside the room and nahani in each room and wooden shelters, etc., at M. G. H. Sion	2,685	2,685
Providing and fixing light points at new Dhobi Ghat at M. G. H. Sion	116	116
Providing one counter with gas and water fittings for Biochemistry department at T. N. M. College	1,030	1,030
Total—VI. Medical Relief, etc.—Carried forward ...	4,49,628	35,207	4,84,835
Carried over ...	5,04,278	46,840	5,51,118

APPENDIX No. 4 A—Contd.

	Expenditure upto 31-3-1957	Expenditure during the year 1957-58	Total Expenditure to 31-3-1958
	Rs.	Rs.	Rs.
Brought over ...	5,04,278	46,840	5,51,118
Brought over ...	4,49,628	35,207	4,84,835
Providing and fixing three water heaters complete with gas cold water and hot water piping at R. M. O.'s quarters at K. E. M. Hospital	700	700
Providing one under ground suction tank of 400 gallon capacity and connecting the feeding line of the overhead tanker to the existing pump delivery line and providing sluice valve at 4" - 6" near pump house at G. S. M. College	2,759	2,759
Providing gas connections to the laboratories on the 3rd floor of the N. H. D. College	2,235	2,235
Construction of a C.I. sheet shed for placing 8 cars at M. C. H. Sion	8,185	8,185
Providing necessary point wiring at Dr. Venkatrao's godown at Nair Hospital	4,205	4,205
Providing two additional latrines to bath-rooms in the Ward No. 14 at the A. R. Hospital	9,892	9,892
Construction of a water closet near Ward No. 16 for the use of staff and visitors at A. R. Hospital	2,313	2,313
Providing thermo liecrete (Heat proof) slabs over the asbestos sheet roof of the O. T. Centre at the K. E. M. Hospital	2,577	2,577
Providing C.I. sheet below the mangalore tiled roofs at Tardeo flat Dispensary at Haystack Road	637	637
Manufacturing and erecting a 45" high chimney to the disinfectant boiler at A. R. Hospital	22	22
Providing 4" C. I. gas pipe line in the compound of R. P. T. B. Hospital	4,644	4,644
Providing separate 3/4" water connection and additional storage tank of 400 gallons capacity at the Nurses' quarters at A. R. Hospital	442	442
Providing brick masonry cabin for the gas meter at M. H. G. Sion	621	621
Providing raised platform Cooking platform in the room of the clerical staff quarters at K. E. M. Hospital	459	459
Providing separate under ground electric service to the martyary and extension blocks at G. T. B. Hospital	209	209
Total, VI.—Medical Relief and Education ...	4,49,628	75,107	5,24,735
VII.—Street Cleansing and Conservancy, etc.			
Works completed (as per Report for 1956-57)	3,42,043	...	3,42,043
Construction of 420 tenements in replacement of Patra Sheds at Tardeo flats	13,00,450	†3,09,174	16,09,624
Providing lighting arrangements at Municipal Chawls, offices and public conveniences in the City	845	584	1,429
Providing cement concrete pavement at the site refuse shed at Chimna Butcher Street	1	791	792
Providing cross connections at Mahim Pumping Station	4,965	6,925	11,890
Providing flourescent lights, etc., at Babula Tank Road	886	35	921
Remodelling east side of stable for accommodating H. S. staff, etc.	10,974	1,097	12,071
Providing lean to the roof in front of the W. C. of the Mazagaon Tram Terminus Public Latrine	189	189
Providing lean to the roof of the W. C. block at Ghrapdeo Cross Lane Public Latrine No. 29.	502	502
Providing collapsible doors to three rooms, 124, 125 and 126 at Haystack road Chawls	647	647
Laying feeder main for gas connection	14,296	14,296
Providing C.I. throughs for draining waste water from upper floors at Sukhalaji Street Halalkhore Chawls	1,828	1,828
Drainage arrangements for the waste water pipe at Sukhalaji Street Halalkhore Chawls	6,193	6,193
Replacing the existing open channel drain by 12" hume pipe drain at R. Church Road, Mazgaon	3,474	3,474
Total.—Carried forward ...	16,60,164	3,45,735	20,05,899
Total.—Brought over ...	9,53,906	1,21,947	10,75,853

† Expenditure incurred out of the earmarked provision of Rs. 25 lakhs sanctioned vide C.R. No. 559 of 13-9-1954.

APPENDIX No. 4 A—Contd.

	Expenditure upto 31-3-1957	Expenditure during the year 1957-58	Total Expenditure upto 31-3-1958
	Rs.	Rs.	Rs.
Brought over ...	9,53,906	1,21,947	10,75,853
Brought over ...	16,60,164	3,45,735	20,05,899
Removing from D.P. Works two 2.5 M. G. Pumps and installing them after repairs at Wadala P. Station and to carry out electric work at the said station for increasing the power supply of station	7,452	7,452
Replacing the existing air main line by a new one at card Road A. C. S Station	8	8
Providing electric light at G/N ward office and G Ward Branch at Cadell Road Drainage Building	2,025	2,025
Providing 9" sluice valve in the existing S. W. Drain at Dharavi and Matunga Areas for preventing infiltration in main Dharavi Sewer	1,865	1,865
Laying an air main line for supply compressed air to the Ejector in the Colaba Area	1,582	1,582
Providing blue stone pavement and tubelights at Umakhadi Welfare Centre	639	639
Construction of trenches for dumping katchra at Haines Road	18,170	18,170
Providing W.C. block and a washing place at Babula Tank Road, Drainage Yard...	25	25
Construction of a shed for Goats owned by Kurla Deonar staff at Chembur	11,397	11,397
Construction of a shed for cows owned by K. D. Railway Staff at Chembur	7,141	7,141
Construction of a small washing place with necessary drainage arrangement and shifting the existing tap to the washing place at Kolbhat Street, Kalbadevi	14	14
Extending the S. W. Drain near Dhaku Prabhu Wadi at Ghorpdeo Road	974	974
Total, VII.—Street Cleansing, etc. ...	16,60,164	3,97,027	20,57,191
VIII.—Roads, S. W. Drains			
Works completed (as per Report 1956-57) ...	1,30,549	...	1,30,549
Reserve for petty drainage works ...	1,68,338	5,774	1,74,112
Construction of a 15' passage from Jerbai Wadia Road to Bhoiwada Hindu Cemetery ...	17,380	Cr. 32	17,348
Construction of Drain and filling in the existing open one between Worli Road and Cleavel Road and Sluice Gate ...	1,00,000	†6,70,470	7,70,470
Widening the Road leading from Nigam cross Road to Dadar Railway Station ...	3,398	259	3,657
Concreting katcha portion of Tejpal Road and providing guard railing and gate thereat ...	4,924	2,138 32	7,094
Raising the level of sunk portion of the Road near Government House, Walkeshwar and raising the parapet wall at the same place	5,928	5,928
Extending the existing drain by 15" pipe drain including 18" outfall and providing additional water entrances at Napean Sea Road	9,272	9,272
Reconstruction of the staircase leading to Mahim bay near Baman Behram Lane	757	757
Construction of Globe Mill Passage between DeLisle Road and drainage channel in sheet asphalt	24,738	24,738
Providing sanitary accommodation for the staff working in Wadala	2,759	2,759
Total, VIII.—Roads, S. W. Drains ...	4,24,589	7,22,095	11,46,684
IX.—Mechanical			
Works completed (as per Report for 1956-57) ...	74,677	...	74,677
Providing a barbed wire fencing over the eastern compound wall at Forse Road ...	337	212	549
Providing one water cooler at Municipal Workshop	5,682	5,682
Improving the lighting arrangements in the compound of Municipal Workshops	2,465	2,465
Providing wooden shed for a battery charging station in Municipal Workshops	990	990
Total.—IX.—Mechanical ...	75,014	9,349	84,363
X.—Buildings, Land Acquisition, etc.			
Works completed (as per Report for 1956-57) ...	19,899	...	19,899
Providing housing accommodation to Municipal staff on plots bearing C.S. Nos. 332, part 24 and No. 94 at Tardeo Dadar and Sewri Division respectively ...	58,917	††11,75,696	12,34,613
Providing open channel drain at north of the Building owned by Elphinstone Spinning and Weaving Mills Co. Ltd. on Tulsi Pipe Line	830	830
Providing Housing accommodation composing 32 tenements for Municipal staff at Chihch-pokli Bridge	45,429	45,429
Total, X.—Buildings, Land Acquisition and Management ...	78,816	12,21,955	13,00,771
Total.—Carried over ...	31,92,489	24,72,373	56,64,862

† Expenditure incurred against the earmarked provision of Rs. 10 Lakhs sanctioned under C.R. No. 1323, of 6-2-1956.

†† Expenditure incurred against the earmarked provision of Rs. 15 lakhs sanctioned under C.R. No. 1121, of 17-1-1956.

APPENDIX No. 4 A—contd.

	Expenditure upto 31-3-1957	Expenditure during the year 1957-58	Total Expenditure upto 31-3-1958
Brought over ...	Rs. 31,92,489	Rs. 24,72,373	Rs. 56,64,862
XI.—Fire Brigade			
Works completed (as per Report 1956-57) ...	1,51,213	...	1,51,213
Providing fixed shutters in Balcony of Dy. C. F. B.'s Quarters at Byculla Fire Brigade Station	344	344
Providing permanent weather sheds at Alexandra Dock Fire Brigade Station	1,311	1,311
Providing automatic opening arrangement to the engine room and doors at Dadar Fire Brigade Station	3,528	3,528
Total, XI.—Fire Brigade ...	1,51,213	5,183	1,56,396
XII.—Licensing, Removal of Encroachments, etc.			
Works completed (as per Report for 1956-57) ...	19,918	...	19,918
Total, XII.—Licensing, etc. ...	19,918	...	19,918
XIII.—Gardens and Open Spaces			
Works completed (as per Report for 1956-57) ...	2,71,967	...	2,71,967
Providing barbed wire fencing to the hedges at Netaji Subhas Chandra Bose Road ...	17,397	1,000	18,397
Construction of a pond with Rockery for Sea-Lions at Victoria Gardens ...	13,924	1,382	15,306
Construction of an operation cage for Zoo Hospital ...	1,145	51	1,196
Providing a water closet block and washing place of the quarters to the Malies at North Brooke Garden	116	116
Providing ornamental fencing for triangular garden at Matunga opposite Laxminarayan lane	8,034	8,034
Manufacturing bullock Carts	70	70
Providing benches in the Municipal Gardens in the City	4,931	4,931
Providing play apparatus in Mnicipal Gardens	85	85
Converting the plot in Dr. Viegas Street into a children playground...	160	160
Providing a recreation ground in C.S. No. 885 at the junction of T.P. Road	735	735
Planting trees on the sides of footpaths	966	966
Providing ornamental fencing at Khodedad Circle	4	4
Planting trees on new Queens Road and other Roads in Churchgate Area	30	30
Providing sliding chute and swings at Dhobi Gulli	732	732
Providing gate at Kamgar Maiden	171 121	171 121
Providing lights in the lawn at King Circle Garden	160	160
Total, XIII.—Gardens, etc. ...	3,04,433	18,748	3,23,181
XIV.—Markets and Slaughter Houses			
Works completed (as per Report for 1956-57) ...	2,05,997	...	2,05,997
Providing two iron gates at G. M. C. Market ...	412	294	706
Providing additional sanitary conveniences consisting of 4 W.C.'s and washing place with a water tap and also converting one nahani into a W.C. at G. M. C. Market	2,613	2,613
Converting 20 wooden stalls into R.C.C. at A. C. Market (Stalls Nos. 265 to 284)	4,608	4,608
Total, XIV.—Markets, etc. ...	2,06,409	7,515	2,13,924
Total.—New Works ...	38,74,462	25,03,819	63,78,281

G. V. DAMLE,
Chief Accountant.

V. L. GIDWANI,
Municipal Commissioner.

Appendix No. 5

Revenue Account Balance Sheet as at 31st March 1958.

LIABILITIES.		Rs.	nP.	ASSETS.		Rs.	nP.
Debts—				Cash at Bank ... 1,15,01,410 93			
Due on Cash Bills Outstanding Account	...	39,753	62	Cash in Office	...	66,00,405	50
.. Cheques payable	...	22,06,003	86	Municipal Loans—Interest warrants Payable Account	...	49,040	65
.. Stores purchased, Outstanding Accounts	...	6,82,489	04	B. I. Trust Loans—Interest warrants Payable Account	...	6,679	30
.. Outstanding Charges for 1957-58 and previous years	...	2,05,00,826	00	Interest on B. I. Trust Loans Payable Account	...	54,368	96
.. Outstanding Charges on account of Interest accrued but not paid (Vide details shown in Appendix No. 14-E)	...	12,45,614	21			1,82,11,905	34
.. Debt charges Equalization Fund (Vide Appendix 14E (I))	...	8,32,910	00	Debts—			
Improvement Schemes—				Due for Stores sold ... Cr. 26,79,359 20			
Contribution falling due in 1958-59	...	46,04,236	00	Stock—(Vide Appendix No. 14-D)			
Deposits in Cash and Public Securities from Contractors and private parties (Vide details shown in Appendix No. 14-C)...				Stock (Reserve Stores) ... 28,05,357 55			
		4,90,67,620	27	Stock (Reserve Stores) Foras Road Depot	...	2,62,154	03
		7,91,79,453	00	Line Suspense Account	...	82,532	55
Public Monuments Maintenance Fund (vide details shown in Appendix No. 16-B) ... 1,74,338 44				Capital Stores—			
Endowments Fund (vide details shown in Appendix No. 16-C) ... 9,26,671 76				Stock			
		11,01,010	20	Stock (Foras Road Depot.)	...	1,02,70,279	38
Stock Account—				Plant and Machinery ... 21,84,589 21			
Capital Purchases Account, etc.	...	6,05,437	05	Advances, Recoverable—(Vide Appendix No. 14-A)			
Stock Adjustment Account	...	3,232	80	Departmental Works ... 47,29,157 07			
		6,08,669	85	Private Works ... 19,42,157 03			
Special Funds as at 31st March 1958—				Asphalt Plant Crushers, etc. ... 26,34,059 63			
Municipal Fire and Accident Insurance Fund	...	20,61,452	92	Municipal Officers ... 1,48,523 37			
Net Premia Fund	...	52,45,222	77	Sundries—Miscellaneous—Advances ... 45,98,493 80			
Provident Fund	...	6,72,51,891	38	Municipal Tenderers, Contractors, etc. ... 34,647 02			
Fines Fund	Purchase of Coal ... 221 54			
Plant and Machinery Depreciation Fund	...	30,14,809	51	Purchase of Petrol ... 6,64,865 06			
Hospital Fund	...	17,93,882	26	1,47,52,024 52			
K. E. M. Hospital and G. S. M. College Equipment Fund	...	67,329	58	Advances out of Special Funds—(Vide Appendix No. 14-B)			
G. S. M. College and K. E. M. Hospital Research Fund	...	2,07,517	64	Advances from Plant and Machinery Depreciation Fund for Levelling, Metalling etc., Private Streets ... 4,19,456 84			
Fidelity Guarantee Insurance Fund	...	1,48,128	12	Amount advanced from Net Premia Fund for the purchase of Plant and Machinery for the Municipal Printing Press ... 87,935 68			
Welfare Fund	...	2,87,805	61	Amount advanced from Net Premia fund to repay 5% 28 lakhs loan ... 87,858 58			
Land (Reclamation and Acquisition) Fund	...	50,14,189	99	Advances for meeting Capital Expenditure from:—			
		8,50,92,229	78	Municipal Fire and Accident Insurance Fund ... 7,40,321 62			
Suspense Account—				Plant and Machinery Depreciation Fund ... 16,57,045 84			
Balance of Proceeds of Rs. 2 Crores Loan for Capital works of the B. E. S. & T. Undertaking	...	10,618	39	Net Premia Fund ... 22,47,251 18			
		† 10,618	39	K. E. M. Hospital & G.S.M. College Research Fund ... 1,59,479 69			
Carried Forward ... 16,59,91,981 22				Hospital Fund ... 26,028 06			
				Land (R & A) Fund ... 10,86,604 81			
				70,10,467 52			
				Deposits in Public Securities—			
				With the State Bank of India ... 51,99,605 00			
				In Office ... 6,39,050 00			
				58,38,655 00			
Carried Forward ... 16,59,91,981 22				Carried Forward ... 5,87,38,705 90			

† Amount being the Cash in respect of B. E. S. & T. Committee.

** 2 nP. adjusted.

Appendix No. 5.—(Concl'd.)

LIABILITIES.	Rs.	nP.	ASSETS.				Rs.	nP.			
			In securities.		Deposits in Cash, Call fixed & Currents/c.						
			Rs.	nP.	Rs.	nP.					
Brought forward ...	16,59,91,981	22	Brought forward ...				5,87,38,705	90			
Surplus Revenue Fund as per Appendix No.2.	2,20,65,429	09	Investments— Special Funds.*								
			Municipal Fire and Accident Insurance Fund ...		7,28,469	25	5,92,662	05	13,21,131	36	
			Net Premia, etc., on different Municipal Loans ...		16,21,915	75	12,00,261	58	28,22,177	33	
			Provident Fund ...		6,72,51,838	43	52	95	6,72,51,891	38	
			Fines Fund		
			Plant and Machinery Depreciation Fund ...		9,38,227	12	79	71	9,38,306	83	
			Hospital Fund ...		12,95,162	50	234	54	12,95,397	04	
			K.E.M. Hospital and G.S.M. College Equipment Fund...		41,295	00	6	52	41,301	52	
			G. S. M. College and K. E. M. Hospital Research Fund ...		47,891	50	146	45	48,037	95	
			Fidelity Guarantee Insurance Fund ...		1,48,107	00	21	12	1,48,128	12	
			Land (Reclamation and Acquisition) Fund ...		36,84,077	37	2,43,507	81	39,27,585	18	
			Welfare Fund ...		2,87,695	00	110	61	2,87,805	61	
					7,60,44,678	92	20,37,083	34	7,80,81,762	26	
			Investment of Surplus moneys in Public Securities.								
			3% Conversion Loan 1946† **.		36,510	89	...		36,510	89	
			Public Monuments Maintenance Fund. (Vide Appendix No. 16-B) ...		1,74,246	44	92	00	1,74,338	44	
			Endowments Fund. (Vide Appendix No. 16-C) ...		9,26,562	06	109	70	9,26,671	76	
			Surplus Fund.		Face value.		Cost.				
			4½% Municipal Debentures ...		46,17,200		45,84,046.25				
			4% Do. ...		47,900		47,677.00				
			3½% Do. ...		27,200		27,200.00				
			3½% Do. ...		12,31,900		12,26,273.25				
			3% Do. ...		58,100		58,100.00				
			6% B. I. T. Debentures ...		19,800		19,800.00				
			4% B. I. T. Debentures ...		33,700		30,561.75				
			3% Conversion Loan 1946 ...		6,35,700		6,36,722.62				
			3% Loan 1963-65 ...		1,900		1,807.00				
			4% Loan 1972 ...		1,800		1,800.00				
			4% Loan 1960-70 ...		21,000		18,562.50				
			4½% Bombay State Development Loan 1969 ...		29,100		29,027.25				
			2½% Zamindari Bonds ...		7,50,000		2,79,995.00				
			4% Madras Loan 1968 ...		42,500		41,636.72				
			4% Bombay Port Trust Debentures ...		3,000		2,100.00				
			4½% Bombay State Financial Corp Bonds ...		3,12,500		3,07,812.50				
			4½% Keral State Financial Corporation Bonds ...		2,00,000		1,97,000.00				
					80,33,300		75,10,121.84				
			In cash, fixed, call and current a/c. Deposits ...				4,25,89,299		22	5,00,99,421	06
Total ...	18,80,57,410	31	Total ...		8,46,92,120	15	4,46,26,584	26	18,80,57,410	31	

* For Face, Purchase and Market Values of each kind of securities held in the Special Funds, please see Appendix No. 16.

† In respect of permanent deposits from lessees.

** Face Value of the securities is Rs. 38,900.

G. V. DAMLE,
Chief Accountant.

V. L. GIDWANI,
Municipal Commissioner.

APPENDIX No. 6

Statement of Special Funds for 1957-58.

Municipal Fire and Accident Insurance Fund.*				Plant and Machinery Depreciation Fund.							
(Corporation Resolution No. 4572, dated the 4th October 1888, Corporation Resolution No. 4479, dated the 5th October 1914, Corporation Resolution No. 5408, dated the 21st September 1922, Standing Committee Resolution No. 3451, dated the 2nd July 1924, and Corporation Resolution No. 13888, dated the 18th February 1926).				(Corporation Resolution No. 5533 of 1st September 1924).							
				Dr.		Cr.		Dr.		Cr.	
	Rs.	nP.	Rs.	nP.	Rs.	nP.	Rs.	nP.			
Balance on 1st April 1957	...		19,77,654	12	Balance on 1st April 1957	...		31,21,124	83		
Contributions for the year	...		7,097	12	Amount of depreciation on plant and machinery credited to Fund account during the year	...	14,085	00	58,415	62	
Interest realised during the year	...		77,877	81	Expenditure on purchase of Plant and Machinery for replacement	...					
Expenditure incurred during the year	...	1,176	13		Assets written off	...	1,50,645	94			
Balance on 31st March 1958 as per Balance Sheet, Appendix No. 5—	Rs.	nP.			Balance on 31st March 1958 as per Balance Sheet, Appendix No. 5—	Rs.	nP.				
Amount advanced for financing Capital Expenditure	7,40,321	62			Amount advanced for financing Capital Expenditure	16,57,045	84				
Amount held in Securities Cash and fixed deposits...	13,21,131	30			Amount advanced for meeting expenditure on levelling, metalling, etc., Private Streets	4,19,456	84				
			20,61,452	92	Amount held in Securities and Cash	9,38,306	83	30,14,809	51		
Total	...		20,62,629	05	Total	...		31,79,540	45	31,79,540	45
* Accumulations in the fund are allowed to Rs. 25 lakhs under C. R. No. 1458 of 1-3-1954.											
Net Premia Fund.				Depreciation Fund for replacement of Plant & Machinery purchased out Loan Funds.							
(Corporation Resolution Nos. 5294, dated the 19th November 1888, No. 9222, dated the 11th December 1893 and No. 5179, dated the 15th November 1906 and Standing Committee Resolution No. 3343, dated the 28th August 1907).				(Corporation Resolution No. 1644 of 14th March 1949). (Closed as per C. R. No. 1623 of 7-2-1957)							
Dr.		Cr.		Dr.		Cr.					
	Rs.	nP.	Rs.	nP.	Rs.	nP.	Rs.	nP.			
Balance on 1st April 1957	...		52,45,006	52	Balance on 1st April 1957	...		8,00,000	00		
Sale of water-marked paper	...		216	25	Balance transferred to Land (R & A) Fund	...	8,00,000	00			
Expenditure incurred during the year	...				Total	...	8,00,000	00	8,00,000	00	
Balance on 31st March 1958 as per Balance Sheet, Appendix No. 5—	Rs.	nP.									
Amount advanced for financing Capital Expenditure	22,47,251	18									
Amount advanced to repay 5 percent 28 Lakhs Loan	87,858	58									
Amount advanced for purchase of Plant and Machinery for Municipal Printing Press pending adjustment against the provisions for depreciation in subsequent years	87,935	68									
Amount held in Securities, Cash and fixed deposits...	28,22,177	33	*52,45,222	77							
Total	...		52,45,222	77							
* Out of this, Rs. 32,65,015 belong to Water Works Account. (Appendix No. 12A)											
Fines Fund.				Renewal of Road Surfaces Fund.							
(Corporation Resolution No. 1217 of 12th May 1919).				(Corporation Resolution No. 774 of 27th April 1925). (Closed as per C. R. No. 1623 of 7-2-1957)							
Dr.		Cr.		Dr.		Cr.					
	Rs.	nP.	Rs.	nP.	Rs.	nP.	Rs.	nP.			
Balance on 1st April 1957	...		82,581	17	Balance on 1st April 1957	...		28,72,068	33		
Interest realised during the year	...		4,455	64	Interest realised during the year	...		1,21,803	56		
Net Recoveries of fines during the year	...		1,205	44	Contribution from Revenue during the year.	...		844	00		
Contribution from Welfare Fund	...		24,503	52	Expenditure incurred during the year.	...	89,093	15			
Expenditure during the year	...	1,12,745	77		Balance transferred to Land (R & A) Fund	...	29,05,622	74			
					Total Rs.	...	29,94,715	89	29,94,715	89	
Amount held in Securities and Cash	00	00									
Total Rs	...		1,12,745	77							
				Garden Fund (a) Victoria Garden.							
				(Corporation Resolution No. 912, of 1st May 1930). (Closed as per C. R. No. 1623 of 7-2-1957)							
Dr.		Cr.		Dr.		Cr.					
	Rs.	nP.	Rs.	nP.	Rs.	nP.	Rs.	nP.			
Balance on 1st April 1957	...				Balance on 1st April 1957	...		3,92,287	35		
Recoveries during the year	...				Recoveries during the year	...		30,297	66		
Interest realised during the year	...				Interest realised during the year	...		15,342	60		
Expenditure during the year	...	36,347	98		Expenditure during the year	...	36,347	98			
Balance transferred to Land (R & A) Fund	...	4,01,579	63		Balance transferred to Land (R & A) Fund	...	4,01,579	63			
Total Rs.	...	4,37,927	61		Total Rs.	...	4,37,927	61	4,37,927	61	
				Garden Fund (b) Other Gardens.							
				(Corporation Resolution No. 140 of 5th May 1947). (Closed as per C. R. No. 1623 of 7-2-1957)							
Dr.		Cr.		Dr.		Cr.					
	Rs.	nP.	Rs.	nP.	Rs.	nP.	Rs.	nP.			
Balance on 1st April 1957	...				Balance on 1st April 1957	...		1,25,152	94		
Interest realised during the year	...				Interest realised during the year	...		4,085	49		
Recoveries during the year	...				Recoveries during the year	...		18,467	34		
Expenditure during the year	...	1,33,224	92		Expenditure during the year	...	1,33,224	92			
Balance transferred to Land (R & A) Fund	...	14,480	85		Balance transferred to Land (R & A) Fund	...	14,480	85			
Total	...	1,47,705	77		Total	...	1,47,705	77	1,47,705	77	

APPENDIX No. 6—(Contd.)

Statement of Special Funds 1957-58.

Levelling, Metalling, etc., Private Streets Fund.
Corporation Resolution No. 9427 of 23rd January 1922 and Corporation Resolution No. 11147 of 7th January 1926).

	Dr.		Cr.	
	Rs.	nP.	Rs.	nP.
Expenditure incurred out of the amount advanced from Plant and Machinery Depreciation Fund as on 1st April 1957	4,21,336	74		
Expenditure during the year	941	81		
Recoveries on account of expenditure during the year			23,093	45
Interest charges during the year	20,321	74		50 00
Advance from Plant and Machinery Depreciation Fund as at 31st March 1958			4,19,456	84
Total Rs.	4,12,600	29	4,42,600	29

Public Monuments Maintenance Fund.

	Dr.		Cr.	
	Rs.	nP.	Rs.	nP.
Balance on 1st April 1957			1,74,338	44
Balance on 31st March 1958 as per Balance Sheet, Appendix No. 5	1,74,338	44		
Total Rs.	1,74,338	44	1,74,338	44

Endowments Fund.

	Dr.		Cr.	
	Rs.	nP.	Rs.	nP.
Balance on 1st April 1957			8,58,591	73
Interest, Bonus, etc., invested during the year and donations received			68,080	03
Balance on 31st March 1958 as per Balance Sheet, Appendix No. 5	9,26,671	76		
Total Rs.	9,26,671	76	9,26,671	76

Hospital Fund.

(Corporation Resolution No. 497 of 15th November 1934.)

	Dr.		Cr.	
	Rs.	nP.	Rs.	nP.
Balance on 1st April 1957			17,19,593	67
Donations received during the year			74,288	59
Expenditure during the year				
Balance on 31st March 1958 as per Balance Sheet, Appendix No. 5				
Amount advanced for financing Capital Expenditure	4,98,485	22		
Amount held in securities and cash	12,95,397	04	17,93,882	26
Total	17,93,882	26	17,93,882	26

Slum Service Fund.

(Corporation Resolution No. 930 of 27th February 1936.)

	Dr.		Cr.	
	Rs.	nP.	Rs.	nP.
Balance on 1st April 1957			2,56,084	77
Interest realized during the year			9,329	91
Balance transferred to Land (R & A) Fund	2,65,414	68		
Total	2,65,414	68	2,65,414	68

K. E. M. Hospital and G. S. M. College Equipment Fund.

(Corporation Resolution No. 650 of 3rd December 1935.)

	Dr.		Cr.	
	Rs.	nP.	Rs.	nP.
Balance on 1st April 1957			1,99,728	14
Contribution from Revenue for the year			34,368	06
Expenditure during the year	165	87		
Assets written off	1,66,600	75		
Balance on 31st March 1958 as per Balance Sheet, Appendix No. 5				
Amount advanced for financing Capital Expenditure	26,028	06		
Amount held in Securities and cash	41,301	52	67,329	58
Total	2,34,096	20	2,34,096	20

G. S. M. College and K. E. M. Hospital Research Fund.

(Corporation Resolution No. 176 of 21st June 1937.)

	Dr.		Cr.	
	Rs.	nP.	Rs.	nP.
Balance on 1st April 1957				2,17,002 41
Interest realized during the year				8,656 57
Expenditure during the year	18,141	34		
Balance on 31st March 1958 as per Balance Sheet, Appendix No. 5				
Amount advanced for financing Capital Expenditure		1,59,479 69		
Amount held in securities and cash	43,037	95	2,07,517	64
Total	2,25,658	98	2,25,658	98

Precast Concrete Slab Pavements Renewal Fund.

(Corporation Resolution No. 612 of 23rd November 1936.)

	Dr.		Cr.	
	Rs.	nP.	Rs.	nP.
Balance on 1st April 1957				4,05,477 00
Contribution from Revenue during the year				26,855 00
Balance transferred to Land (R & A) Fund	4,32,332	00		
Total	4,32,332	00	4,32,332	00

Fidelity Guarantee Insurance Fund.

(Corporation Resolution No. 1283 of 10th March 1941.)

	Dr.		Cr.	
	Rs.	nP.	Rs.	nP.
Balance on 1st April 1957				1,34,135 27
Net Recoveries during the year				9,691 60
Interest realized during the year				4,301 25
Balance on 31st March 1958 as per Balance Sheet, Appendix No. 5	1,48,128	12		
Total	1,48,128	12	1,48,128	12

Victoria and Albert Museum Fund.

(Corporation Resolution No. 542 of 21st July 1949)

	Dr.		Cr.	
	Rs.	nP.	Rs.	nP.
Balance on 1st April 1957				65,539 00
Net recoveries during the year				8,360 44
Interest realized during the year				2,116 58
Balance transferred to Land (R & A) Fund	76,016	02		
Total	76,016	02	76,016	02

Welfare Fund.

(Constituted under Section 120A of the Bombay Municipal Corporation Act.)

	Dr.		Cr.	
	Rs.	nP.	Rs.	nP.
Balance on 1st April 1957				3,03,757 41
Contribution during the year				60,814 00
Interest during the year				10,158 07
Net recoveries during the year				348 00
Expenditure during the year	87,271	87		
Amount held in securities and cash	2,87,805	61		
Total Rs.	3,75,077	48	3,75,077	4

APPENDIX No. 6 (Contd.).

Statement of Special Funds 1957-58.

Land (Reclamation and Acquisition) Fund.

(Corporation Resolution No. 1623, dated the 7th February 1957).

	<i>Dr.</i>		<i>Cr.</i>	
	Rs.	nP.	Rs.	nP.
Balance transferred from:—				
Renewal of Road Surface Fund ...			29,05,622.74	
Garden Fund (a) Victoria Garden ...			4,01,579.63	
(b) Other Gardens ...			1,33,224.92	
Slum Service Fund ...			2,65,414.68	
Precast Concrete Slab Pavements Renewal Fund ...			4,32,332.00	
Victoria and Albert Museum Fund ...			76,016.02	
Depreciation Fund for replacement of Plant and Machinery Purchased out of Loan Funds ...			8,00,000.00	
Balance on 31st March 1958 as per Balance Sheet, Appendix No. 5—				
		Rs. nP.		
Amount advanced for Financing Capital Expenditure ...	10,86,604.81			
Amount held in Fixed Deposits, Cash and Securities ...	39,27,585.18			
			50,14,189.99	
Total ...	50,14,189.99		50,14,189.99	

APPENDIX No. 6—(Concluded.)

Statement of Special Funds 1957-58.

Provident Fund.				Rs.	nP.	Rs.	nP.	Rs.	nP.	Rs.	nP.
(Corporation Resolution No. 5598, dated the 7th September 1920)											
Balance on 1st April 1957	3,78,43,877	22						
Less—Transferred to Trust	83,191	94						
Amount of Subscriber's Accounts—											
(1) Other than Trust and Education Committee's employees	3,77,60,685	28	3,77,60,685	28				
(2) Trust employees	31,90,442	62						
Add—Transferred from Municipal	83,191	94	32,73,634	56	32,73,634	56		
(3) Education Committee's Employees					1,56,04,794	94		
* (4) Suburban Employee					28,43,335	82		
(5) Excess Interest, Profit on sale of Securities, etc.					7,50,259	56		
Receipts on account of Subscriptions and contribution during 1957-58 in respect of employees other than Trust, Education Committee's Employees and Suburban Employees	64,53,148	98					6,02,32,710	16
Deduct—Payments during the year	39,31,750	84			25,21,398	14		
Interest allowed on Provident Fund accounts of employees other than Trust, Education Committee's employees and Suburban Employees	15,12,588	56			14,78,095	26		
Deduct—Payments during the year	34,493	30					39,99,493	40
Recovery account of Subscriptions and Contributions during 1957-58 in respect of Provident Fund Accounts of Trust Employees	5,67,033	17						
Deduct—Payments during the year	3,35,029	70			2,32,003	47		
Interest allowed on Provident Fund Accounts of Trust Employees	1,32,610	51						
Deduct—Payments during the year	4,191	98			1,28,418	53		
Receipts on account of Subscriptions and Contributions during 1957-58, in respect of Provident Fund Accounts of Education Committee's Employees	30,98,105	23					3,60,422	00
Deduct—Payments during the year	16,87,971	27						
Interest allowed on Provident Fund Accounts of Education Committee's Employees.	6,30,421	32			14,10,133	96		
Deduct—Payments during the year					6,30,421	32		
Receipts on account of Subscription and Contribution during 1957-58 in respect of Provident Fund Accounts of Suburban Employees	10,80,353	18					20,40,555	28
Deduct—Payments during the year.	6,19,224	45			4,61,128	73		
Interest allowed on Provident Fund Accounts of Suburban Employees	1,11,062	39						
Deduct—Payments during the year	1,494	87			1,09,567	52		
Net Interest on Provident Fund Investments realized during the year					23,71,215	94		5,70,696
Deduct—Interest allowed at 4 per cent. per annum on Provident Fund Accounts								
(1) Employees other than Trust Education Committee's Employees and Suburban Employees	15,12,588	56						
(2) Trust Employees	1,32,610	51						
(3) Education Committee's Employees...	6,30,421	32						
(4) Suburban Employees	1,11,062	39			23,86,682	78	Dr. 15,466	84
Profit on account of conversion of Securities					53,165	00		53,165
Represents the out standing Amount of Employees' subscription and interest not claimed by the parties for more than 12 years								10,316
Balance on 31st March 1958 as per Balance Sheet Appendix No. 5					6,72,51,891	38		
						6,72,51,891	38	6,72,51,891	38	6,72,51,891	38

* Provident fund of the suburban employees is merged from 1-4-53.

** 1 nP. Adjusted.

G. V. DAMLE,
Chief Accountant.

V. L. GIDWANI,
Municipal Commissioner.

APPENDIX No. 7.

Capital Fund Balance Sheet as at 31st March 1958.

LIABILITIES.	Rs.	ASSETS.	Rs.
Loans Outstanding:—		Block Account:—	
Due to Government (Vide details as shown in Appendix No. (11) ...	8,03,82,759.58	Loan Funds—	
Due to Public— (Vide details as shown in Appendix No. (11) ...	27,35,67,500.00	Property and Assets at original cost as per Appendix No. 8. Rs.	57,61,68,352.59
Advances from Special Funds— (Vide details as shown in Appendix No. (11) ...	65,03,075.00	Deduct—Subventions granted for the conversion of privies into water closets, shown below	16,68,354.44
	36,04,53,334.58		57,44,99,996.15
Trust Fund Account—		Add—Subventions granted for the conversion of privies into water-closets Rs. 22,97,055.00	
Donation from Mr. D. M. Bahadurji. Rs. 3.69		Deduct—Expenditure	
Donation from Sheth Shantilal M. Parikh for the establishment of a Blood Bank **... Rs. 15,219.38		written off Rs. 6,28,700.56	Rs. 16,68,354.44
Donation from The Trustees of the late Justice Badruddin Tyabji Memorial Fund for the construction of Orchard House at Victoria Garden ... Rs. 1,694.50			57,61,68,352.59
Donation from The Chairman of Trustees of the Lotus Trust for the construction of electric crematorium at Chandanwadi Rs. 71.62		Trust Fund—	
Donation from The Managing Trustee of Shri Ramkumar Charitable 'X' Ray Institute Trust for Conversion of F Ward Stables into an Insolation Hospital for 80 Beds for T. B. Patients etc. Rs. 51,001.00		Expenditure as per Appendix No. 8 ...	55,78,806.69
Donation from Reserve Bank of India for construction of a ward 38/40 beds for accommodating their Sick employees in K. E. M. Hospital ... Rs. 49,927.75		Worn-out Water Mains Renewal Fund—	
Donation from The Trustees of Shri Anant Nathaji Maharajaji Temple towards the cost of construction of a new public convenience. Rs. 1.25		Expenditure as per Appendix No. 8 ...	9,64,525.91
Donation from Dr. G. V. Deshpande for providing additional 50 Surgical Beds for women in the M. G. H. Sion ... Rs. 250.00		Municipal Land and Buildings Fund—	
Amount received from Government of Bombay for the work of construction of Sub-way near Church Gate Station. Rs. 00.38	1,18,169.57	Land purchased and Buildings erected as per Appendix No. 8	43,03,043.42
	1,18,169.57	Temporary advance to Development Fund ...	31,77,390.37
Surplus—		Investments—	
CAPITAL ASSET AT ORIGINAL COST OVER LIABILITIES:—		Sinking Fund—	
Sinking Fund on Loans ...	7,13,12,298.43	As per Appendix No. 10 ...	(a) 7,13,12,293.43
Loans Redemption Fund ...	22,70,54,462.16	Loan and Trust Funds—	
Premia on Loans ...	3,20,848.74	Amount reserved for capital stores—	1,32,27,885.76
Contributions from Special Funds ...	8,03,171.02		
Do. Revenue for Loan Works Establishment	17,869.98		
Do. G. I. P. Railway ...	3,74,000.00		
Do. Port Trust ...	1,56,500.00		
Do. Government for Schools...	5,00,000.00		
Do. Government for widening the Love Grove Bridge ...	91,234.00		
Do. Worn-out Water Mains Renewal Fund	9,64,525.91		
Do. Land and Buildings Fund ...	74,80,433.79		
Do. Development Fund ...	1,34,32,075.48		
Do. Revenue towards Bai Jerbai Wadia Hospital for Children ...	7,00,000.00		
Do. Trust Fund ...	55,78,806.69		
Do. Trustees Gokuldas Tejpal Charities	18,123.64		
Grant in aid from Government for widening the road in Colaba division	12,975.87		
	32,88,17,325.71		
Deduct— Assets written off—			
Amount as on 31st March 1957 Rs. 1,01,39,893.70			
Additions during the year 16,18,524.60	1,17,58,418.30		
	31,70,58,907.41		
Grand Total ...	67,76,30,411.56		67,76,30,411.56

(a) For Face, Purchase and Market Values of Securities held in the Sinking Funds, please see Appendix No. 16-A.

* This amount represents Balance on account of Trust Funds and Loan fund.

** I.R.P. Adjusted.

G. V. DAMLE,
Chief Accountant.V. L. GIDWANI,
Municipal Commissioner.

APPENDIX No. 8.

SUMMARY

	Total Capital Expenditure upto 31st March 1957.	Expenditure During 1957-58.	Capital Expenditure upto 31st March 1958.
	Rs.	Out of Loan Funds. Rs.	Rs.
(1) Loan Funds			
I.—General supervision, Collection of Revenue, etc. ...	44,22,463	11,38,489	55,60,952
II.—Water Works ...	31,63,47,518	1,52,00,734	33,15,48,252
III.—Education, Primary ...	27,98,012	...	27,98,012
IV.—Education, Secondary ...	20,704	...	20,704
V.—Public Health Department ...	1,12,56,898	15,86,852	1,28,43,750
VI.—Medical Relief and Education.	1,31,64,552	30,91,127	1,62,55,679
VII.—Street, Cleansing and Conservancy Road Watering and Halalkhore Service ...	3,21,22,975	14,13,002	3,35,35,977
VIII.—Roads, Drains and Sewers ...	9,12,05,785	3,90,218	9,15,96,003
IX.—Mechanical ...	36,29,400	5,626	36,35,026
X.—Buildings, Land Acquisition and Management ...	4,60,61,111	8,35,768	4,68,96,879
XI.—Fire Brigade ...	26,98,410	Cr. 6,10,654	20,87,756
XIII.—Gardens and Open Spaces ...	56,20,969	5,10,486	61,31,455
XIV.—Markets and Slaughter Houses	1,00,36,463	30,364	1,00,66,827
XV.—Slum Service ...	22,07,231	5,96,100	28,03,331
XVI.—Measures for Civil Defence...	1,87,149	...	1,87,149
XVII.—Greater Bombay ...	2,61,109	4,863	2,65,972
Discount and other charges on Loans	54,75,650	4,96,717	59,72,367
Plant and Machinery ...	41,66,870	Cr. 2,04,608	39,62,262
(1) Loan Funds—Total.	55,16,83,269	2,44,85,084	57,61,68,353
(2) Trust Fund			
Works executed ...	53,55,954	2,22,853	55,78,807
(3) Worn out Water Mains Renewal Fund			
Works executed ...	9,64,526	...	9,64,526
(4) Land and Buildings Fund			
Lands purchased and buildings erected ...	43,03,044	...	43,03,044
Grand Total.	56,23,06,793	2,47,07,937	5,870,14,730

APPENDIX No. 8

Block Account showing details of Capital Expenditure upto 31st March 1958.

	Total Capital Expenditure upto 31st March 1957.	EXPENDITURE DURING 1957-1958.	Total Capital Expenditure upto 31st March 1958.
	Rs.	Rs.	Rs.
I.—GENERAL SUPERVISION, COLLECTION OF REVENUE, ETC.			
Works completed (as per Report for 1956-57) ...	20,72,966	...	20,72,966
Works completed—			
Construction of a timber shed in the Central Stores at Delisle Road ...	23,900	...	23,900
Conversion of crusher godown Building at Carnac Bridge for accommodating Municipal Printing Press ...	5,14,190	...	5,14,190
Total Works completed ...	26,11,056	...	26,11,056
Works in progress—			
Extension of the Municipal Head Office Building ...	15,91,515	10,87,166	26,78,681
Remodelling of Municipal Central Stores ...	2,19,892	51,323	2,71,215
Total Works in progress ...	18,11,407	11,38,489	29,49,896
I.—General Supervision, etc., Total ...	44,22,463	11,38,489	55,60,952
II.—WATER WORKS, ORDINARY.			
Works completed (as per Report for 1956-57) ...	5,71,58,826	...	5,71,58,826
Works completed—			
Additional Floor over chowkidar's quarters at G Ward at Delisle Road ...	7,345	...	7,345
Providing a 6" C.I. main with 3" C.I. banches From 9" main in Maulana Abdul Gaffarkhan Road upto dead end of the existing 6" main in Worli Koliwada (G Ward) ...	64,542	...	64,542
Providing a 6" > 3" > 6" water main in Bhandi Gully off Harischandra Goregaonkar Road ...	4,586	...	4,586
Enlarging the existing 3" main in wellington Street and extending it to Lohar Street Cross Lane ...	17,812	...	17,812
Renovating the 6 units chawl at Babulla Tank ...	17,533	...	17,533
Providing storage tank with electric Pumping unit for the meter testing shop at Delisle Road ...	18,310	...	18,310
Enlarging the existing 6" water main in Khetwadi Back Road to 12" ...	1,35,050	...	1,35,050
Providing two additional outlets at level 360 T.H.D. in the Tansa Dam ...	14,91,543	...	14,91,543
Laying out a garden at the Bishop's Lodge site at Malbar Hill ...	31,264	...	31,264
Providing a 6" water main in Mogul Lane (G Ward) ...	17,999	...	17,999
Construction of 7 unit quarter for sluicemen at M.H.R. ...	22,396	...	22,396
Extending the 6" main in Anantwadi connecting the 9" main in Fanaswadi through Jagannath Jig'aj compound ...	5,051	...	5,051
Laying a 3" hydrant main in the lane oppoite Soman Building off Girgaum Road ...	2,518	...	2,518
Laying water main in Proctor Road Cross Lane and connecting it to 6" main in Proctor Road and the 4" main in Fire Brigade and transferring the existing connection of the house thereon ...	6,706	...	6,706
Laying 3" hydrant main in Sorabji Santoke Lane ...	3,633	...	3,633
Laying 5" main in Ripon Road Corss Lane to be connected to the 6" main in Ripon Road ...	4,951	...	4,951
Laying 6" maydrant main in Nabiulla Road ...	2,741	...	2,741
Laying 6" water main in Kolbhat 1st Cross Lane ...	5,160	...	5,160
Laying 5" water main in Gavli Wadi ...	3,909	...	3,909
Laying 6" main in Mutter Gully ...	2,617	...	2,617
Works completed ...	18,65,666	...	18,65,666
II.—Water Works—Works completed—Grand Total ...	5,90,24,492	...	5,90,24,492

APPENDIX No. 8—Contd.

	Total Capital Expenditure upto 31st March 1957.	EXPENDITURE DURING 1957-58.	Total Capita Expenditure upto 31st March 1958
	Rs.	Rs.	Rs.
II—Water Works—Brought over ...	5,90,24,492	...	5,90,24,492
Works in progress—			
Laying a 6" water main in Cinema Road behind Metro Cinema ...	16,666	...	16,666
Constructing a store-room for meter, spare parts and a carpentry Section at Maintenance Workshop at DeLisle Road ...	27,017	...	27,017
Providing new water mains in Mahim District ...	2,04,495	138	2,04,633
Repairing and extending the Trolley Track in various syphons of the duct line outside Bombay ...	1,18,450	...	1,18,450
Treating further portion of the 57" Steel mains in Sleater Road from Nana's Chowk to Falkland Road with reinforced gunite ...	3,98,932	1,444	4,00,376
Housing accommodation for emergency gangs for the labour staff in the outside City Division ...	2,45,648	...	2,45,648
Improving the water supply in localities in B Ward—laying water mains in Masjid Bunder Road Sandhurst Road, etc.	2,07,809	767	2,08,576
Providing concrete blocks under steel mains outside City at places where they are badly corroded ...	13,99,600	3,96,259	17,95,859
Providing hydrants in roads where there are no hydrants or where additional hydrants are necessary ...	1,24,783	4,134	1,28,917
Providing venturi meters on Trunk outlets and inlets and Distributory mains in the various parts of the City ...	1,58,058	...	1,58,058
Enlarging the 5" main in Falkland Road Low level to meet 9" main in Sleater Road ...	Cr. 147	...	Cr. 147
Providing auxiliary Sluice Valves on daily operated cross connections Valves, etc. ...	41,048	...	41,048
Repairing leaks along the Tansa Duct Line ...	15,98,454	44	15,98,498
Providing 24" cross connections between inlets and outlet mains of Malabar Hill Reservoir at Harvey Road ...	88,088	...	88,088
Providing by-pass arrangements on large sized sluice valve on important water mains at the various parts of the City ...	5,284	...	5,284
Providing cross connections and sluice valves for adequate Fire Service ...	38,262	...	38,262
Laying water main in Sion-Matunga Scheme No. 6 ...	2,48,532	18	2,48,550
Laying 24" > 18" for 12" water meter from 48" Tansa main near Kol-wada Station for Antop Hill Wadala Area ...	99,248	...	99,248
Enlarging all the 3"-4" water main in A Ward to suitable sizes Measures to prevent frequent bursts on the 24" Vehar Main at Kurla ...	1,72,005	44,601	2,16,614
Protective measures to the trunk mains and the slopes on the Eastern Side of Malbar Hill ...	17,773	...	17,773
Conversion gradually of an adequate number of underground hydrants out of the existing underground hydrants into stand post hydrants to prevent pollution of the water supply in the city ...	62,568	...	62,568
Providing water mains with hydrants etc., in the layout of Road 5 in Scheme No. 57 Sewri Wadala ...	1,20,916	Cr. 18	1,20,898
Providing a 12" water main in Dadar Kumbharwala Lane ...	2,75,022	27,462	3,02,484
Protection of 57" Tansa Steel mains in the City ...	28,998	...	28,998
Laying a 30" main from the 57" West main along Globe Mill Passage Road No. 5B, Worli Road upto junction of Cadel Road and Chowney Gully ...	12,47,425	69,525	13,16,950
Laying water mains in the roads of the proposed layout for the Worli Neighbourhood unit at work ...	5,56,551	...	5,56,551
Enlarging the existing 6" main in Parcel Tank Road to 9" ...	55,215	...	55,215
Enlarging the 3" water main at Khara Tank Street to 12" ...	1,27,100	28,258	1,55,358
Enlarging the existing 4" main in Mathew Road to 9" from French Bridge upto New Queen's Road ...	33,937	Cr. 125	33,812
Laying 6" water main in Khetwadi 11th Lane ...	38,149	...	38,149
Enlarging the existing 2" water main to 6" in Madhavpura Street (E Ward) ...	4,980	...	4,980
Strengthening the electric cables at Bhandarwada Hill Reservoir Control Room ...	2,138	...	2,138
Providing Park for visitors on hilltops adjoining Vehar Garden ...	58,896	...	58,896
Extending and remodelling of a Store house at Ghatkopar ...	23,236	1,070	24,306
Strengthening of Tansa Dam ...	78,257	...	78,257
Filling up with earth the Municipal land east of 48" old Tansa main at Ghatkopar ...	64,60,978	4,05,970	68,66,948
Enlarging the existing 6" main in Khetwadi Main Road to 12" ...	29,553	...	29,553
Laying a 9" main in Ripon Road from Billasis Road to Morland Road ...	1,44,815	Cr. 7	1,44,808
Enlarging the 6" water main in western footpaths of Clare Road and extending it to join the 36" main ...	81,594	...	81,594
Replacing the portion of syphon No. 6 between Kapurwadi and Pokhran ...	84,993	...	84,993
Laying a 12" main in Shankarao Pupula Road (E Ward) ...	64,235	...	64,235
Remodelling the workshop and yard at Ghatkopar ...	63,538	...	63,538
Construction of a Pavilion at Tansa ...	21,646	...	21,646
	10,349	Cr. 16	10,333
II—Water Works—Works in progress—Carried forward	1,48,35,094	9,79,532	1,58,14,626
II—Water Works—Carried forward ...	5,90,24,492	...	5,90,24,492

APPENDIX—No. 8—Contd.

	Total Capital Expenditure upto 31st March 1957.	Expenditure during 1957-58.	Total Capital Expenditure upto 31st March 1958.
	Rs.	Rs.	Rs.
II—Water Works—Carried forward ...	5,90,24,492	...	5,90,24,492
II—Water Works—Works in Progress—Brought over ...	1,48,35,094	9,79,532	1,58,14,626
Conversion of N. P. Hydrants into S. P. Hydrants at Bhandarwada Hill Reservoir and Malabar Hill Reservoir ...	29,120	Cr. 617	28,503
Laying 6" water main in the portion of Gymkhana Road at Telang Road, Matunga ...	10,976	...	10,976
Providing water mains for Antop Village Housing Scheme for non-schedule staff of B.P.T. ...	51,729	...	51,729
Laying 9" hydrant main in Scottish Orphanage Lane and Bhandar Gully ...	25,264	...	25,264
Laying 6" main in Nawab Tank Road ...	8,680	...	8,680
Laying a 3" hydrant main in Chaubal Lane off Vithalbai Patel Road ...	2,865	Cr. 42	2,823
Laying 24" main in Mint Road and Frere Road from Elphinstone Circle to Fort Street ...	1,40,387	Cr. 465	1,39,922
Laying a 24" main in Charaji Road from Khetwadi to Sadhurat Road ...	59,785	...	59,785
Extension of Tulsi Trolley Track ...	43,890	4,105	47,995
Provision of sanitary conveniences for the Labour Staff working in Outside City Division ...	13,694	508	14,202
Concreting the approach road to Hanging Gardens from Babulath Road to Gibbs Road ...	16,400	...	16,400
Laying the 12" W. M. with 10 hydrants in Lady Hardinge Road ...	17,829	5,462	23,291
Shifting of daily operated S. V. in roads under heavy traffic ...	36,104	...	36,104
Extension of 6" main in Telwadi through Satta Gully ...	9,650	...	9,650
Conversion of a daily operated sluice valve of hysover 12" into electrically operated ones ...	Cr. 16	...	Cr. 16
Resurfacing the pathways at Malbar Hill Reservoir and Bhandarwada Hill Reservoir Gardens with soil cement ...	14,476	296	14,772
Adding first floor to Mali's Quarters at Siri Roads ...	2	..	2
Providing a 4" water main for gardening purposes at Malabar Hill ...	4,723	...	4,723
Enlarging the existing 6" main in Shaikh Memon Street to 12" between Kalbadevi and Princess Street ...	59,604	8,270	67,874
Providing an additional bay and a floor over the mechanic's shop in the Maintenance Workshop at DeLisle Road ...	37,264	34	37,298
Extending the 5" main in Mangalwadi (D Ward) ...	3,903	...	3,903
Enlarging 18" water main in Veer Nariman Road (Churchgate Street) to 24" from Flora Fountain to Elphinstone Circle ...	75,769	Cr. 715	75,054
Laying 3" hydrants mains in Sonapur Cross Lane ...	5,896	...	5,896
Extending 6" main with hydrants on tin Road No. 50 of Scheme No. 57 (Sewri Wadala) ...	5,066	...	5,066
Providing garden at Powai ...	1,42,723	5,157	1,47,880
Providing 5" water mains with hydrants in Cavel Street Cross Lanes (Nos. 2, 4, 5 and 9) ...	24,764	...	24,764
Laying 6" water mains in Falkland Road 5th, 7th and 8th Cross Lanes ...	14,527	...	14,527
Laying 6" water main in public passage off Durga Street ...	4,660	...	4,660
Laying a 6" water main in road leading to Kala Killa off Dharavi Road ...	7,469	...	7,469
Construction of a BEST Sub. Station for Malbar Hill Reservoir ...	2	...	2
Laying 6" main in East Footpath of Queen's Roads from Veer Nariman Road to 1st Marine Street ...	46,879	...	46,879
Combined structure for storage of Steel Cement, hoses and cateen in the maintenance yard ...	17,812	...	17,812
Laying 6" main in Dabbolkar Wadi off Parel Tank Road ...	7,234	...	7,234
Laying 3" hydrant main in Jambulwadi ...	3,097	Cr. 29	3,068
Laying 6" main in Lad Wadi ...	2,992	...	2,992
Providing an 18" electrically operated S. V. on 32" main in Grant Road ...	17,720	...	17,720
Enlarging the existing 6" main to 21"-18" in Kandawadi Lane and connecting it to 24" main in Girgaon Road and 18" main in C. P. Tank Road ...	1,45,074	Cr. 1,532	1,43,542
II—Water Works—Works in Progress Brought Over ...	1,59,43,107	9,99,964	1,69,43,071
II—Water Works—Carried forward ...	5,90,24,492	...	5,90,24,492

APPENDIX No. 8—(Contd.)

	Total Capital Expenditure upto 31st March 1957.	EXPENDITURE DURING 1957-58.	Total Capital Expenditure upto 31st March 1958.
	Rs.	Rs.	Rs.
II—Water Works Carried forward ...	5,90,24,492	...	5,90,24,492
II—Water Works—Works in Progress Carried forward ...	1,59,43,107	9,99,964	1,69,43,071
Construction of 4 unit chawl at B. H. R. for Sluicement and Chawiwalas ...	9,198	...	9,198
Laying 6" water main in Hargovind Desaiwadi from Bhaskar Lane to Kumbhartukda Lane ...	6,292	Cr. 11	6,281
Construction of W.C. Block at Sir Pheroze Shah Mehta Gardens at M. H. R. ...	317	7,796	8,113
Laying a 30" water main along Queens Road and 1st Marine Street to Dhobi Talao ...	1,17,472	Cr. 2,422	1,15,050
Repairs to Piers and Foundations of the Bridge over Bandra Creek	198	67,018	67,216
Laying a 30" water main in Foreshore Road, Colaba from junction F Road to junction Warehouse Road ...	2,68,712	5,969	2,74,681
Laying a 12" water main in Dr. Viegas Street ...	40,723	87	40,810
Laying 6" water main in Road connecting Gokhale Society Lane and Dr. Batliwalla Road ...	5,743	Cr. 5	5,738
Laying 6" main in Lohar Chawl from Cadell Road to Balamia Road ...	5,410	91	5,501
Laying 6" water main in Suparibaug Cross Road from Suparibaug Road to Aimal Merwanji Road ...	14,113	72	14,185
Laying a 6" water main in Paul Street from Vincent Road East to Road No. 2 Naigaum Estate ...	4,844	2	4,846
Laying a 6" water main in Bhojat Gully from Lady Hardinge Road to Manmala Tank Road ...	10,083	...	10,083
Extending 5" main in Gokuldas Pasta Road by 6" one to meet the 9" main in Vincent Road ...	554	...	554
Laying 6" water main in passage between Forjet Street in Gowalia Tank Road ...	11,372	...	11,372
Extending and enlarging the 4" main in Bruce Street to 6", off Mahatma Gandhi Road ...	17,319	...	17,319
Laying 9" main in Juckeria Bunder Road from Reay Road to Sewri Station Road junction Sewri Bazaar Road ...	32,324	Cr. 2	32,322
Providing Scour Valves and cross connections to the existing water main in the City (North) ...	4,435	...	4,435
Enlarging the existing 4" main in Arthur Road to 9" ...	23,059	1,492	24,551
Enlarging 12" water main in Carnac Road to 24" from Dr. Dada-bhoy Nawroji Road to Girgaum Road ...	1,28,268	11	1,28,279
Laying an 18" main for Cuffe Parade for the Army, Navy and Tata Institute of Fundamental Research ...	1,83,349	39	1,83,388
Laying a 9" main in Temkar Street from junction Grant Road to junction Bellasis Road for a length of about 1,910 feet ...	29,920	Cr. 5	29,915
Enlarging 6" water main in Girgaum Road, and Vithalbai Patel Road to 9" (from Opera House to Chani Road.) ...	75,336	1,593	76,929
Provision of quarters at Bhandup for chlorinating staff ...	44	357	401
Providing lighting arrangement at Kamla Nehru Park and ladies and children's Garden at Malbar Hill ...	19,047	...	19,047
Cumulating portion of 57" Tansa mains between Marol and Santa Cruz ...	725	1,20,797	1,21,522
Enlarging the 4" main in 2nd Fanaswadi to 6" ...	7,185	1,123	8,308
Laying 6" water main in Gymnasium Road (A Ward) ...	8,820	14,789	23,609
Laying 6" water main in Bapty Road and Bapty Road Cross Lane ...	6,640	643	7,283
Laying 6" main in the Lane off Ranade Road Extension ...	2,068	64	2,132
Construction of a summer house at Sir Pheroze Shah Mehta Gardens ...	3,080	1,310	4,390
Laying a 12" water main in Murbhat Lane for 21" main in Khadilkar Road and to connect it to the 6" main in Pimpalwadi Cross Lane ...	31,255	8,270	39,525
Laying 12" water main in Fanaswadi ...	41,526	12,837	54,363
Enlarging the 9" water main in Mount Road to 12" ...	53,792	7,387	61,179
Laying an 18" water main in Keshavji Naik Road and Dr. Meishri Road ...	26,961	71,242	98,203
Enlarging the 72" dia. Tansa water main to 96" dia. between Kasheli Anchor Block to Kapurbavdi Anchor Block ...	10,44,955	25,828	10,70,783
Enlarging the existing 4" main in Bhawanishankar Cross Road to 6" ...	Cr. 45	...	Cr. 45
II.—W. W. Works in progress—Carried forward...	1,81,78,201	13,46,336	1,95,24,537
II.—Water Works—Carried forward ...	5,90,24,492	...	5,90,24,492

APPENDIX No. 8.—Contd.

	Total Capital Expenditure upto 31st March 1957.	EXPENDITURE DURING 1957-58.	Total Capital Expenditure upto 31st March 1958.
	Rs.	Rs.	Rs.
II—Water Works—Carried forward ...	5,90,24,492	...	5,90,24,492
II—Water Works in progress—Brought over ...	1,81,78,201	13,46,336	1,95,24,537
Extending the existing 6" main in Mahella Patel Agiary Lane to meet 6" main in Grant Road ...	5007	378	5,385
Enlarging 5" main to 9" in old Bengalipura Street ...	11,697	Cr. 414	11,283
Laying a 4" Hydrant main in Telli Gully ...	1,526	2,907	4,433
Laying 6" main in Pednekar Wadi off Sayani Road ...	4,854	850	5,704
Connecting water mains along Lakhamsi Nappoo Road and Sir Bhalchandra Road with 32" Vehar Main ...	12,270	46,972	59,242
Laying 6" water main in Borkar Wadi Lane between Bhandar Gully and Sitala Devi Road	370	370
Laying 9" main in Doctor Street From junction Grant Road to junction Erskine Road	18,177	18,177
Construction of 5 unit chawl at Ghatkopar Syphontteat	3,480	3,480
Laying 9" main in Sun Mill Lane	18,368	18,368
Making 18" X connection between Duct and 72" East and West Tansa Mains near Bhandup	12,127	12,127
Enlarging the existing 4" main in Kumbharwada cross lane to 9" (G Ward)	7,018	7,018
Enlarging 6" main in Benham Hall Lane to 12" size	6,064	6,064
Enlarging a 12" main in Bora Bazar Street from junction Dada-bhai Novrojee Road to Junction Agiary Lane	23,186	23,186
Replacing 37 Sluice valves including two pen stock Jates in O.C. division of W. W. department	3	3
Laying 9" main in Dharavi Cross Road (Tadwadi) from junction Dharavi Road to junction Dharavi Dhedwadi	12,485	12,485
Extension of motor trolleys shed at Ghatkopar	8,715	8,715
Laying a new 6" water main in Love Lane Cross Lane	3,866	3,866
Laying a 6" main in the passage off Vincent Road	2,674	2,674
Laying 9" main near Government Housing Scheme at Koliwada	15,952	15,952
II W. W. ordinary—Total works in progress ...	1,82,13,555	15,29,514	1,97,43,069
AUGMENTATION OF THE CITY'S WATER SUPPLY— VAITARNA-cum-TANSA SCHEME—			
I.—Survey ...	93,591	...	93,591
II.—Preliminary Works ...	20,50,149	Cr. 1,500	20,48,649
III.—Land Acquisition ...	10,55,692	14,849	10,70,541
IV.—Dam and appertenant Works ...	6,26,72,757	13,45,150	6,40,17,907
V.—Tunnels and Appertenant Works ...	1,58,20,807	Cr. 6,634	1,58,14,173
VI.—Laying of pipe line ...	6,95,86,486	56,19,810	7,52,06,296
VII.—Quarters, Store houses, Offices ...	7,09,308	Cr. 1,403	7,07,905
VIII.—Miscellaneous ...	36,34,433	1,54,781	37,89,214
IX.—Supervision Charges ...	63,73,006	6,80,708	70,53,714
Total—V.C.T. Scheme ...	16,19,96,229	78,05,761	16,98,01,990
IMPROVING THE DISTRIBUTION SYSTEM IN THE CITY— INLETS TO SERVICE RESERVOIR (FOR M. H. R. AND B. H. R.)—			
(a) A 72" main between Nana's Chawk and M. H. R. with its cross connection ...	18,91,340	...	18,91,340
(b) 96" main from Powai to Mahim ...	1,20,41,562	2,67,842	1,23,09,404
(c) Laying a 48" new outlet from M.H.R. for Serving Kalbadevi area with its distributories ...	20,33,544	52,787	20,86,331
(d) Laying a 48" new outlet from Malbar Hill Reservoir upto Flora Fountain to serve the Fort Area. ...	23,65,966	33,192	23,99,158
(e) 72" > 57" main from Mahim to Worli Naka extended by 48" main from Worli Naka to Haines Road junction T. P. Road ...	34,13,722	16,04,609	50,18,331
(f) 48" main from Futka Tank to B. H. R. connected with 57" main in Dharavi from Mahim to Futka Tank (57" > 48" main from Mahim to B.H.R.) ...	27,86,400	20,40,548	48,26,948
TOTAL—IMPROVING THE DISTRIBUTION SYSTEM IN THE CITY ...	2,45,32,534	39,98,978	2,85,31,512
Remodelling the distribution system in the City.			
(1) Laying 24" main along Hansali Tank Road and Asha Lane between Tulsi Pipe Line Road and Cadell Road (3,700 R.ft.) ...	2,40,536	28,703	2,69,239
(2) Laying a 24" main in Gokhale Road and Lady Jamshedji Road, from Globe Mill Passage to Sitala Devi Temple Road (11,000 R.ft.) ...	8,35,903	43,018	8,78,921
(3) Laying a 12" main in Road 'D' on Shiwaji Park (3,600 R.ft.) ...	63,884	Cr. 24	63,860
(4) Providing a 12" cross connection between the 9" main in Bhavanishankar Road (south) and 2-57" East and West Tansa mains at Junction Gokhale Road (200 R.ft.) ...	1,574	48	1,622
(5) Providing a 12" cross connection in Keluskar Road between the 2-57" East and West Tansa Mains at Lady Jamshedji Road and the existing mains in Keluskar Road (500 R.ft.) ...	12,760	...	12,760
(6) Providing a 9" cross connection between proposed 72" Inlet main on Tulsi Pipe Road and 9" main in Mia Mahomed Chotani Road (50 R.ft.)
Remodelling the distribution system in the city—Total Carried over ...	11,54,657	71,745	12,26,402
II.—W. W. Carried forward ...	5,90,24,492	...	5,90,24,492

APPENDIX No. 8—contd.

	Total Capital Expenditure upto 31st March 1957.	EXPENDITURE DURING 1957-58.	Total Capital Expenditure upto 31st March 1958.
	Rs.	Rs.	Rs.
II.—W. W. Carried forward ...	5,90,24,492	...	5,90,24,492
Remodelling the distribution system etc., Brought Over...	11,54,657	71,745	12,26,402
(7) Making a 12" cross connection between 12" Mori Road main and the proposed 72" Inlet main at Tulsi Pipe Road (50 R.ft.)
(8) Laying a new 36" Byculla Outlet from B. H. R. upto Mount Road junction Love Lane (1,700 R.ft.) ...	52,402	49	52,451
(9) Laying a 24" main in Mount Road to connect the new 36" outlet with the 15" main Victoria Road (2,500 R.ft.) ...	57,788	50	57,838
(10) Laying a 24" main in New Nagpada Road to connect the 32" main in Parel Road (1,700 R.ft.) ...	8,418	50,727	59,145
(11) Laying a 24" main in Sukhlaji Street and Moreland Road to connect the 32" main in Grant Road and the 36" main in Souter Street (4,700 R.ft.) ...	94,707	1,19,126	2,13,833
(12) Laying a 24" main from B. H. R. to connect with the existing 24" main in Wadi Bunder Road (1,300 R.ft.) ...	74,294	2,316	76,610
(13) Laying a 24" main along Lady Hardinge Road between the Tulsi Pipe Road and Cadell Road (3,200 R.ft.) ...	25,565	57,702	83,267
(14) Laying a 24" main along Sayani Road between Tulsi Pipe and Cadell Road (3,200 R.ft.) ...	2,46,983	8,037	2,55,020
(15) Laying a separate 24" steel main outlet from elevated tank to Dockyard Road ...	79,194	43,032	1,22,226
(16) Laying a 18" C. I. main in Nesbit Road to connect the new 36" Byculla Outlet and the 32" and 14" mains in Parel Road (2,000 R.ft.)
(17) Laying a 18" C. I. main in Love Lane to connect the new 36" Byculla outlet on the 14" main in Parel Road (3,000 R.ft.) ...	15,754	14,742	30,496
(18) Laying a 15" C. I. main along Ghorupdeo Road and Cannought Road to connect the proposed 24" main in Mount Road with the 14" and 12" mains in Parel Road (4,400 R.ft.)	80,592	80,592
(19) Structural alterations in the Old Control Room at B.H.R. and the openings in the existing compartments of the Reservoir and provision of staff quarters
(20) Laying a 30" main along Annie Besant Road and Hornby Vellard between Worli Naka and Hornby Road Junction Clerk Road ...	2,05,812	...	2,05,812
(21) Laying a 48" outlet main and converting the existing 32" Tansa inlet main into outlet main to serve the Tardeo Warden Road and Gowalia Tank Road (600 R.ft.) ...	75,573	4,862	80,435
(22) Laying a 24" feeder main in Gowalia Tank Road from Nana's Chowk to Kemp's corner (2,000 R.ft.) ...	9,120	...	9,120
(23) Laying a 18" main in Tardeo Road from Hornby Vellard upto Tardeo Tram Terminus (3,600 R.ft.) ...	1	49,969	49,970
(24) Converting the 12" Syphon main in Ridge Road into Pump supply main from Melabar Hill Reservoir by laying 15" pipes. (1,500 R.ft.) ...	5,517	3,707	9,224
(25) Laying a 12" main in Neapean Sea Road and Neapean Road (2,700 R.ft.) ...	50,971	9	50,980
(26) Laying a 12" main in Gibbs Road and Forjet Street and 9" main in Altamount Road. (4,200 R.ft.-12") and 1,000 R.ft.-9") ...	99,723	139	99,862
(27) Laying a new 48" Mandvi, Pydonie, Kumbharwada outlet main from the B. H. R. and Babula Tank Road upto junction Rahimtulla Road (4,509 R.ft.) ...	2,42,145	87,757	3,29,902
(28) Laying a 30" main in Grant Road from Ibrahim Rahimtulla Road to Trimbak Parshram Street. (3,000 R.ft.) ...	75,887	22	75,909
(29) Laying a 24" main in Jakeria Masjid Street from the New 48" Mandvi outlet and Babula Tank Road to connect with the 15" main in Carnac Road (5,600 R.ft.) ...	317	33,226	33,543
(30) Laying a 24" main in Trimbak Purshram Street to connect the new 30" outlet in Grant Road with the 24" main in Vallabhbhai Patel Road (1,500 R.ft.)	42,440	42,440
(31) Laying a 12" main in Walkeshwar outlet from M. H. R. along Siri Road to join with the existing 12" main in Walkeshwar Road ...	29,523	424	29,947
(32) Laying a 18" main in Gowalia Tank Road and Ward n Road from Kemp's corner upto Hornby Vellard.
(33) Laying a 24" main in Ebrahim Rahimtulla Road and Mohammadali Road to connect the 24" main in Vallabhbhai Patel Road with 15" main in Carnac Road	88,085	88,085
(34) Laying a 48" outlet main in Nesbit Road to connect it to 32" Vihar and 32" Tansa mains in Victoria Garden Road
Total—Remodelling Work in progress ...	26,04,351	7,58,758	33,63,109
<i>Master Plan for Distribution of Water Supply in the City.</i>			
(a) Preliminary Works ...	10,714	58,027	68,741
(b) Land Acquisition	4,106	4,106
(c) Construction of service reservoirs and overhead tanks ...	19,256	8,95,784	9,15,040
(d) Laying mains
(e) Filtration Plants ...	96	91,752	91,848
(f) Renovation of Duct	58,054	58,054
Total.—Master Plan ...	30,056	11,07,723	11,37,789
Total—Works in progress ...	20,73,76,735	1,52,00,734	22,25,77,469
Grand Total ...	26,64,01,227	1,52,00,734	28,16,01,961
Tansa Triplication works completed (as per report 1948-49) ...	4,99,46,291	...	4,99,46,291
II.—Water Works Total ...	31,63,47,518	1,52,00,734	33,15,48,252

APPENDIX No. 8—Contd.

	Total Capital Expenditure upto 31st March 1957.	EXPENDITURE DURING 1957-58.	Total Capital Expenditure upto 31st March 1958.
	Rs.	Rs.	Rs.
III.—EDUCATION—PRIMARY.			
SCHOOL BUILDINGS—	‡27,98,012	...	27,98,012
IV.—EDUCATION—SECONDARY.			
Works Completed	20,704	...	20,704
IV.—Education-Secondary Total	20,704	...	20,704
V.—PUBLIC HEALTH.			
Works completed (as per Report 1956-57)	17,83,978	...	17,83,978
Works in Progress—			
Construction of a Swimming Pool at Shivaji Park	11,89,612	22,785	12,12,397
Extension of Hindu Cemetery No. 74 at Worli	1,03,737	888	1,04,625
Acquisition of land occupied by Milch Cattle Stables in the City of Bombay	78,86,186	15,63,179	94,49,365
Construction of a Building for an electrically operated crematorium at Chandanwadi	2,93,354	...	2,93,354
Providing creche and nursery at Palton Road Chawls	31	...	31
Total—Works in Progress	94,72,920	15,86,852	1,10,59,772
V.—Public Health—Total	1,12,56,898	15,86,852	1,28,43,750
VI.—MEDICAL RELIEF AND EDUCATION.			
Works completed (as per Report for 1956-57)	84,70,112	...	† 84,70,112
Works completed during the year—			
Constructing a building with ground and 4 upper floors on the open plot of land outside the compound of the Nair Hospital for the Dental College and Clinic and for the quarters for the staff of the Nair Hospital	4,50,291	...	4,50,291
Constructing a building with ground and 4 upper floors on the site of the existing godown at the Nair Hospital for the accommodation of 100 beds and quarters for the staff on the 4th floor	3,49,790	...	3,49,790
Converting the existing casualty Department two dispensary at the Nair Hospital	3,162	...	3,162
Purchase of Furniture for N. H. Dental College	68,067	...	68,067
Improvement in water supply at K. E. M. Hospital	22,282	...	22,282
Total—Works completed	93,63,704	...	93,63,704
Works in progress—			
Additions and alterations V. D. Clinics buildings at Bellasis Road	45,969	Cr. 14	45,955
Construction of a Badminton Court and one Canteen for the students of the G. S. Medical College	60,327	...	60,327
Construction and equipment of a building for accommodating 60 beds for Female patients in the compound of R. P. T. B. Hospital, Sewri	84,332	8,784	93,116
Works at R. P. T. B. Hospital—			
(i) Construction of a drying shed
(ii) Additions and alterations to the existing moratory	16,520	...	16,520
(iii) Additions and alterations to the existing R.M.O.'s Quarter
(iv) Construction of two additional floors over the existing Nurses Quarters at R.P.T.B. Hospital...	99,211	5,212	1,04,423
Purchase of equipment and additions and alterations to Indian military Hospital at Dharavi (Municipal Group of Hospitals at Sion)—*			
(i) Expenditure in connection with taking over the Indian Military Hospital at Dharavi	2,69,040	...	2,69,040
Total—Works in progress carried forward	5,75,399	13,982	5,89,381
VI.—Medical carried forward	93,63,704	...	93,63,704

† Inclusive of Government Share of contribution of Rs 5 lakhs Further expenditure is being incurred under Budget 'E'.

‡ Exclusive of Rs. 30,000 expended out of the donation from Sir Ibrahim Rahimtoola, Kt., for combined School and Dispensary at Sandhurst Road and of Rs. 27,268-8-0 expended out of the amount received from Governor's Hospital Fund which was credited to the work of construction of one new ward for small-pox unit at Arthur Road Hospital.

* Expenditure amounting to Rs. 1,10,000 is booked under Trust Fund.

APPENDIX No. 8—Contd.

	Total Capital Expenditure upto 31st March 1957.	EXPENDITURE DURING 1957-58.	Total Capital Expenditure upon 31st March 1958.
	Rs.	Rs.	Rs.
VI.—Medical Brought forward ...	93,63,704	...	93,63,704
Works in Progress—Brought forward ...	5,75,399	13,982	5,89,381
(a) Addition and alteration to the existing structures at the Municipal Group of Hospitals at Sion ...	1,59,825	...	1,59,825
(ii) Do. to the existing structures for housing Nurses and Sisters ...	80,852	...	80,852
(iii) Converting one ward into quarters of M.S., A.M.O. and two Casualty Officers ...	34,471	...	34,471
(iv) Laying 9" pipe sewer ...	7,339	...	7,339
(v) Additions and alterations to the existing structures Nos. T/66, T/67, T/19, T/75, T/76 and waiting shed for patients at Municipal Group of Hospitals at Sion ...	1,37,968	...	1,37,968
(vi) Additions and alterations in the existing structures Nos. T/73, T/74 for converting them into Hospital Wards so as to accommodate additional 100 beds at M. G. H. at Sion ...	39,464	...	39,464
(vii) Additions and alterations to the existing structure Nos. T/61, T/62, T/63, T/64 and T/69 to accommodate labour staff at M. G. H. Sion ...	1,98,436	...	1,98,436
(ix) Additions and alterations to structures No. T/81 ...	7,125	...	7,125
Purchase of equipment for N. H. Dental College ...	3,30,487	2,735	3,33,222
Additions and alterations on the ground floor and addition of 1st floor to the X-Ray Therapy Department at the K. E. M. Hospital ...	67,386	...	67,386
(i) Additions and alterations on the ground floor only ...	67,386	...	67,386
Construction of permanent buildings at M.G.H. Sion
(1) Construction of building No. 1 comprising of basement and ground floor ...	3,36,537	14,029	3,50,566
(2) Cost of land for outright payment ...	5,76,900	...	5,76,900
Construction of 3 additional floors over building No. 1 and construction of building No. 2 comprising of basement, ground and 3 upper floors at M. G. H. Sion ...	930	2,93,976	2,94,906
Acquisition of land in C.S. No. 1598 of Byculla Division for the extension of Bai Yamunabai L. Nair Charitable Hospital and T. N. M. College ...	3,66,841	...	3,66,841
Providing 2 additional floors over the existing R.P.T.B. Hospital Building at Sewri ...	4,75,488	66,465	5,41,953
Acquisition of C.S. No. 1597 part of Byculla Division for the extension of B. Y. L. Nair and T. N. M. Building ...	75,394	...	75,394
Providing three additional Maternity Homes with equipment
(i) (a) Construction of a Clinic and Maternity Home on Plots Nos. 185 and 189 in Naigaum Estate ...	71,830	1,40,743	2,12,573
(b) Construction of Staff Quarters on Plot No. 190 for the proposed Clinic and Maternity Home on Plots Nos. 185 and 189 Naigaum Estate ...	89	64,077	64,166
(ii) Construction of maternity home on Plot No. 150 (Part B) off Miya Mohamed Chohan Road, Mahim
(iii) Acquisition of land for a Maternity Home for Colaba area bearing C.S. Nos. 1-134 and 1-A-134 of Colaba Division. Providing a lift for the main Hospital at B. Y. L. Nair Hospital. Proposed Hostel accommodation at Haji Ali Park for 120 male students of T. N. M. College ...	895	49,759	50,654
Conversion of F Ward Stables into T. B. Isolation Ward and a clinic ...	345	1,44,755	1,45,100
Providing and laying gas mains for the supply of gas to Municipal General Hospital Sion with internal Gas Fittings ...	1,50,447	53,957	2,04,404
Purchase of various articles for the cordiology dept., of B. Y. L. Nair Hospital ...	40,487	5,374	45,861
Construction of two additional floors over the existing skins and Venereal diseases departments in the B. Y. L. Nair Charitable Hospital ...	34,449	12,565	47,014
Construction of an additional floor over Ward pavilion No. 1 and 5 at K. E. M. Hospital for a Ward of 40 Beds for Children ...	30,749	45	30,794
Installing iron clad main switch board for power and for providing power wiring at K. E. M. Hospital ...	38	1,88,009	1,88,047
(f) Construction of the Topiwala National Medical College Building on the acquired property opposite Dental College ...	96	30,047	30,143
Construction of three chawls of 24 tenements each for quarters for menial staff at the R. P. T. B. Hospital ...	505	9,45,945	9,46,450
Construction of quarters for staff of M. G. H. Sion on plot No. 290 (East) (part) Scheme No. 6 Sion Matunga East ...	76	3,32,650	3,32,726
(i) Construction of 96 tenements for essential labour staff of M. G. H. Sion on plot No. 290-C East Sion Matunga Estate, Scheme No. 6, including a part compound wall
(ii) Construction of additional 264 tenements for essential labour staff of M.G.H. Sion	1,51,837	1,51,837
Construction of an additional storey over lady student's hostel at the Seth G. S. M. College	53,338	53,338
Extension of the orthopaedic theatre on the ground floor and the Gynaecological Ward on the first floor and the construction of a new ward over the Gynaecological ward for Female Surgical Patients at the K.E.M. Hospital	3,38,785	3,38,785
Extension of Nurses Quarters, Kitchen in the nurses quarters and Fencing over the compound wall at A. R. Hospital	208	208
Acquisition of plot No. 113, Scheme 11, Agripada (West) Estate admeasuring about 141 sq. yards and bearing C.S. No. 1/1599 of Byculla Division for extension of B. Y. L. Nair Hospital and T.N.M. College	38,297	38,297
Construction of additional floors over the Registration Block and outpatients department for the full time departments of medicine and Surgery in the K. E. M. Hospital	1,49,549	1,49,549
Total Works in Progress ...	38,00,848	30,91,127	68,91,975
Total VI Medical Relief ...	1,31,64,552	30,91,127	1,62,55,679

APPENDIX No. 8—Contd.

	Total Capital Expenditure upto 31st March 1957.	EXPENDITURE DURING 1957-58	Total Capital Expenditure upto 31st March 1958.
	Rs.	Rs.	Rs.
VII.—STREET CLEANSING CONSERVANCY ROAD WATERING AND HALALKHORE SERVICE			
Works completed (as per Report for 1956-57)	78,83,526	...	78,83,526
Works completed during the year—			
Works in connection with the removal of the surcharged condition of the sewers in the City ...	12,80,253	...	12,80,253
Extension of a pumping station at Matunga and connecting the same to the existing ovoid sewer ...	1,96,262	...	1,96,262
Diverting the discharge from the 16" S. S. main at the carrol Road Ejector to 2-2 S.W. drain along Fitwala Road ...	11,687	...	11,687
Replacing the existing 6" pipe sewer in Tadwadi off Girgaon Road by 9" pipe sewer ...	22,636	...	22,636
Total Works Completed ...	93,94,364	...	93,94,364
Works in progress—			
Conversion of insanitary basket-prives into water-closets by subsidising House-owners ...	17,21,711	...	17,21,711
Conversion of privies on basket system into water closets by Subsidising House Owners in the northern part of the City ...	5,478	Cr. 38,035	Cr. 32,557
Construction of Public conveniences in different parts of the City ...	1,52,110	6,564	1,58,674
Renewing the old air and sealed sewage mains in the City ...	5,72,694	11,672	5,84,366
Constructing an additional Pumping Station at Love Grove ...	28,38,946	37,791	28,76,737
Providing a pumping station in place of Ejector Station at Chinchpokli ...	1,75,291	...	1,75,291
Acquisition of land to the south of Dadar Purification Work ...	7,45,318	5,384	7,50,702
Constructing an additional floor slab to the transformer house Love Grove Pumping Station ...	55,188	...	55,188
Works in connection with the scheme for the sewerage at Wadala Gowari Parts of Sewri Sion and Dharavi ...	2,08,647	...	2,08,647
Extension of Purification Plant at Dadar ...	30,51,749	67,419	31,19,168
Laying sewers in certain roads in the City where no sewers exist...	2,01,909	Cr. 110	2,01,799
Sewerage Scheme of Dharavi ...	25,57,426	6,976	25,64,402
Improving the existing sewerage system in the City ...	45,09,755	2,30,195	47,39,950
Acquisition of certain plots in connection with the extension of the Labour Camp at Chembur ...	1,29,589	...	1,29,589
Reconstructing and renovating the Municipal chawls at Colaba occupied by the Conservancy Staff of the P. H. D. ...	5,71,104	33	5,71,137
Reconstruction of the damaged sea wall of the biological Installation at Banganga together with staff quarters, etc. ...	95,583	...	95,583
Works to be carried on, by the side of the open drain from Matunga to Dharavi to pick up the sewage flowing into open drain 36" gravitation sewer along the open channel drain from 1,400, south of Lady Hardinge Road to the covered drain beyond Mahim Loop Lane...	4,70,350	Cr. 45	4,70,305
Sewer connections to buildings in different parts of the City ...	1,66,759	39,576	2,06,335
Construction of 244 additional tenements for conservancy staff of the Health Department at Bapty Road Yard
(a) Construction of 3 new chawls with ground and 3 upper floors and two additional floors over the existing chawl at Bapty Road ...	6,21,149	3,731	6,24,880
(b) Construction of 96 tenements for the conservancy staff at Bapty Road Yard	4,01,267	4,01,267
Diverting the discharge from the existing sealed sewage main of Wadala Pumping Station into a new sewer proposed to be laid in Katrak Road ...	1,153	...	1,153
Laying a 33" dia pipe sewer in Dadar, Road etc. ...	79,881	...	79,881
Replacing the floating roof over the digestion Tank at D. P. Works by M. S. Sheets ...	1,80,458	87	1,80,545
Demolishing the existing 15" scales as sewage main of Chinchpokli Ejector Station ...	5,242	...	5,242
Constructing a structure for repairs workshop at D. P. Works ...	18,298	...	18,298
Construction of a sanitary block at Nare Park ...	11,466	976	12,442
Lining 5'-4" x 8'-0" old main sewer with 4" R. C. C. lining from Clerk Road to L. G. P. Station ...	1,74,919	44,719	2,19,638
Inter connections between existing sewers at Matunga Pumping Station ...	120	...	120
Installation of a purification plant at Love Grove for giving primary treatment to sewage existing thereat and utilising the by-products ...	33,69,054	2,57,729	36,26,783
Acquisition of C. S. No. 24 at Dadar for Municipal Housing ...	17	23,864	23,881
Provision of S. W. Entrants at the Railway Tank at Mahalaxmi Kurcha Siding ...	C.R. 584	...	Cr. 584
Construction of quarters for the staff at D. P. Works—			
Construction of a chawl of 30 rooms for labourers with ground and 3 upper floors and a building with 12 two room blocks with ground and two upper floors ...	24,340	2,06,596	2,30,936
Laying 4 C. I. pipeline for supplying sludge gas to the properties abutting Road Nos 25 and 25-B (Sion West.) ...	13,491	3,415	16,906
Improvement of sewerage facilities at Warden Road, Napean Sea Road
(i) Construction of gravitation sewer C. D. (2156 ft. long) in Warden Road from the Pumping Station to Clerk Road-sewer	27,468	27,468
Remodelling of Colaba Sewerage Scheme	1,894	1,894
Construction of a Dung-Slurry-Making unit at D. P. Works	10,893	10,893
Providing a compound wall with gates around the D. P. Works.	62,943	62,943
Works in Progress—Total ...	2,27,28,611	14,13,002	2,41,41,613
VII Street cleansing—Total ...	3,21,22,975	14,13,002	3,35,35,977

APPENDIX No. 8—Contd.

	Total Capital Expenditure upto 31st March 1957.	EXPENDITURE DURING 1957-58.	Total Capital Expenditure upto 31st March 1958.
	Rs.	Rs.	Rs.
VIII—ROADS, DRAINS AND SEWERS			
ROADS AND OVERBRIDGES—			
ROADS—			
Works completed (as per Report for 1956-57) ...	1,24,03,108	...	* 1,24,03,108
Works completed during the year:—			
Construction of 1 width Tulsi Pipe Line Road from Dadar to Mahim ...	1,74,204	...	1,74,204
Paving Footpath at Mahatma Gandhi Road from Dhobi Talao to Church gate Street ...	93,844	...	93,844
Total—Works completed ...	1,26,71,156	...	1,26,71,156
Works in Progress—			
Remaking Roads in accordance with demands of heavy traffic...	66,33,340	...	66,33,340
Constructing a pucca retaining wall at the toe of Walkeshwar Road to support the Embankment ...	94,810	...	94,810
Widening 1st Marine Street ...	3,03,439	...	3,03,439
Providing cement concrete carriageway along the 50' road between Tulsi Pipe Line Road and Bhawanishankar Road, including modification of S.W. drainage arrangements ...	32,731	...	32,731
Permanent construction of narrow by-lanes in the City ...	3,76,269	38,549	4,14,818
Renewal of surfaces of roads for which no renewal fund exists ...	13,70,727	...	13,70,727
Providing traffic amenities such as (a) Subways and over-bridges (b) Traffic Islands (c) Pedestrian crossings ...	4,98,831	Cr. 1,20,255	3,78,576
Construction of footpaths where no footpaths exist ...	2,79,953	615	2,80,568
Renewal of Surfaces of Roads taken over from Ex-Trust—Victoria Gardens Road, etc. ...	3,22,816	...	3,22,816
Widening the existing Kalewadi Lane to 20' and extending it to meet Queen's Road just in front of Charni Road Railway Station ...	40,276	3,600	43,876
Acquisition of properties in connection with the construction of new 72' Road connecting Girgaum Road to Charni Road ...	4,13,191	...	4,13,191
Paving footpath at Mahim Causeway from Mori Road to the bridge ...	40,646	...	40,646
Widening Chowpatty Road ...	2,79,072	...	2,79,072
Constructing Tejpal Road West of Gowalia Tank Maidan ...	36,278	...	36,278
Widening the South Approach of Bandra Causeway ...	1,09,972	...	1,09,972
Extending Chowpatty Bunder ...	27,206	...	27,206
Widening of Globe Mill Passage ...	Cr. 5,631	...	Cr. 5,631
Concreting important road junctions ...	91,563	1,31,894	2,23,462
Resurfacing the main roads which have semi grouted surfaces in concrete
(i) Permanent construction of Delisle Road between Cokhale Road and curry Road ...	3,83,350	5,771	3,89,121
(ii) Do. Erskine Road	18	18
(iii) Do. Clark Road, between Hornby Vellard and Mahalaxmi Bridge	16	16
Resurfacing the main semi-grouted roads in premix asphalt construction
(i) Resurfacing the main Roads with R-condo Process Stage I ...	7,41,015	Cr. 418	7,40,597
(ii) Resurfacing the main Roads with R-condo Process Stage II ...	4,01,762	8,989	4,10,751
Permanent construction of Tulsi Pipe line Road between Delisle Road and Fergusson Road	78,409	78,409
Improving traffic conditions at the inter sections of Hughes Road, Peddar Road and Gowalia Tank Road	41,402	41,402
Total—Works in progress ...	1,24,71,621	1,88,590	1,26,60,211
Total Roads ...	2,51,42,777	1,88,590	2,53,31,367
OVERBRIDGES—			
Works completed (as per Report for 1956-57) ...	54,36,316	...	54,36,316
Construction of an overbridge across the Harbour Branch Line of G. I. P. Railway South of Kurla Station ...	6,300	...	6,300
Overbridges—Total ...	54,42,616	...	54,42,616
STREET IMPROVEMENTS—			
Street Improvements in different places—Set-backs ...	1,92,74,728	75,312	1,93,50,040
Adding set-backs to roads ...	6,39,969	8,062	6,48,031
Special Street Improvements ...	** 19,000	..	19,000
Street Improvements—Total ...	1,99,33,697	83,374	2,00,17,071

* Inclusive of Rs. 1,56,500 contributal by the Port Trust for Wadi Bunder Road.

† Inclusive of Rs. 91,234 received from Government on account of contribution from Provincial share of Petrol tax and widening the bridge at Love Grove Pumping Station

** This was paid out of Road Improvement Fund

APPENDIX No. 8—Contd..

	Total Capital Expenditure upto 31st March 1957.	EXPENDITURE DURING 1957-58.	Total Capital Expenditure upto 31st March 1958.
	Rs.	Rs.	Rs.
DRAINS AND SEWERS—			
Works completed (as per Reports for 1956-57)	3,75,59,251	...	3,75,59,251
Works completed—			
Providing underground S. W. Drains in lieu of the existing open side drains in the city (1) D'Lima Street (2) Matharpakhadi (3) Bhowada	2,56,135	...	2,56,135
Permanent construction of Sleater Road between Grant Road and Falkland Road	1,93,801	...	1,93,801
Diversion of storm water drains passing across the Grant Road Railway Station	36,527	...	36,527
Strengthening the north wing wall at Cleare Land Bunder outfall and extending the same to prevent the blocking of the out fall channel	6,736	...	6,736
Total—Works completed	3,80,52,450		3,80,52,450
Works in progress—			
Drainage connections in different parts of the City	7,83,840	...	7,83,840
Construction of water gullies on various roads in the City	46,701	...	46,701
Providing Relief drains, etc., for preventing the flooding at Vincent Road near Poibawdi	91,872	7,361	99,233
Renewing or remodelling the old subsidiary S.W. drains in the City	2,48,922	78	2,49,000
Providing Storm Water Drains in certain roads in the City where no S.W. Drains exist	2,49,369	...	2,49,369
Additional floor over Chowkidar's quarters at (G Ward) Office at DeLisle Road	7,346	...	7,346
Construction of a shed at Bahulla Tank Drainages yard for garaging various machines	17,442	...	17,442
Measures for relieving flooding in the City	1,87,347	42,933	2,30,280
Doing away with the open side drain on the east side of Warden Road	19,643	...	19,643
Acquisition of land for shifting cemeteries at Hains Road in connection with the proposed Love Grove out fall work	4,42,117	35,517	7,76,634
Improving the sewerage facilities in Warden Road, Nepean Sea Road and Banganga localities	104	...	104
Laying S. W. Drains in Mahatma Gandhi Road	266	...	266
Providing carriage entrances in front of completed buildings	44,654	7,481	52,135
S. W. drainage connections to the buildings in different parts of the City	49,447	2,464	51,911
Raising Sea-wall at Hornby Vellard and providing kerb line and drainage arrangement	1,03,687	Cr. 2,875	1,00,812
Providing a doublebarrelled relief S. W. drain (5' x 4') in lieu of the existing open water course to the South of Fitwalla Road...	91,647	3,175	94,822
Concreteing the open space after covering the water course	15,031	6,157	21,188
Construction of 1/2' width of Tulse Pipe line between Elphin stone and DeLisle Road including storm water drainage and lighting arrangement	64,277	1,765	66,042
Construction of half width of Tulse Pipe line land between Fergusson Road and Haines Road	106	...	106
Laying Kerbs and water tables and constructing S. W. Drains along Mahatma Gandhi Road Coornegy Road
(b) Providing S. W. drain at Mahatma Gandhi Road between Napier Road and Flora Fountain	11,377	2,270	13,647
Providing protective works and repairs to storm water outfall in Mahim Bay—Protective works to outfall No 3-4	54,398	6,856	61,448
Providing underground storm water drain in lieu of existing water course in Lalbaug Area	27,308	...	27,303
Providing relief drains etc., for preventing flooding at Vincent Road near Poibawdi	71,886	...	71,886
Covering the open storm water drains along narrow portions of Walkeshwar Road	5,269	5,626	10,295
Providing a storm water drain in Tulse Pipe line land between Fergusson Road and Maines Road	...	46	46
Total—Works in progress	26,34,245	1,18,254	27,52,499
Total—Drains & Sewers	4,06,86,695	1,18,254	4,08,04,949
Total—VIII—Roads S.W. Drains etc.	9,12,05,785	3,90,218	9,15,96,003
IX.—MECHANICAL			
Works completed (as per Report for 1956-57.)	33,88,535	...	33,88,535
Works completed during the year
Purchase of necessary Plant and Machinery to utilise surplus sludge gas available at the Sludge Digestion Plant to run the Municipal motor lorries	1,46,366	...	1,46,366
Total—Works completed	35,34,901		35,34,901
Works in progress—			
Installation of a Foundry at the Municipal Workshop	57,460	1,386	58,846
Converting a portion at the damaged at 'C' Ward Stables at North Brook Gardens into motor garages	14,126	...	14,126
Providing C. I. Railings at D. P. Works	22,913	4,240	27,153
Works in progress—Total	94,499	5,626	1,00,125
IX.—Mechanical—Total	36,29,400	5,626	36,35,026

†This includes Rs. 15,995-1-0 met out of premia on Loans.

APPENDIX No. 8—Contd.

	Total Capital Expenditure upto 31st March 1957	EXPENDITURE DURING 1957-58.	Total Capital Expenditure upto 31st March 1958.
	Rs.	Rs.	Rs.
X.—BUILDINGS, LAND ACQUISITION AND MANAGEMENT			
COMPLETED WORKS TRANSFERRED FROM—			
XII.—Building Regulations and other measures for Public Safety—(As per Report for 1955-56) ...	17,292	...	17,292
Works completed—			
Mahalaxmi Overbridge	13,75,263	...	13,75,263
Golanji Hill Road (Part expenditure booked under VIII.—Roads etc.) ...	7,66,975	...	7,66,975
Hornby Road to Ballard Pier Road ...	1,93,18,431	...	1,93,18,431
Dalal Street ...	4,01,322	...	4,01,322
Mahim Park ...	61,95,165	455	61,95,620
Plant and Machinery ...	20,673	...	20,673
Total ...	2,80,95,121	455	2,80,95,576
MAHIM DEVELOPMENT SCHEMES—			
Scheme I.—Construction of a proposed road from Lady Jamshedji Road to Mahim Station ...	4,68,591	...	4,68,591
Scheme II.—Construction of two proposed roads and a park between Nardulla Tank and Dadar Kumbharwada ...	7,82,105	...	7,82,105
Scheme III.—Extension of the new DeLisle Road northwards to Lady Jamshedji Road ...	19,10,915	...	19,10,915
Scheme IV.—Widening and improving Lady Jamshedji Road ...	34,49,872	...	34,49,872
Scheme V.—Road in continuation of Mahim Bazar Cross Road to Tulsi Pipe Line Road ...	3,21,171	...	3,21,171
Scheme VI.—Proposed Road between Matunga and Dada Station connecting Lady Jamshedji Road with Tulsi Pipe Line Road (Road Marked A, B) ...	63,485	...	63,485
Scheme VII.—Roads to be constructed in the area south of proposed Road between Matunga and Dadar Station as per Scheme No. VI (Roads marked B C, C D and D E) ...	5,54,285	...	5,54,285
Scheme VIII.—Roads to the south and north of E. D. Sassoon Dye Works ...	2,76,670	...	2,76,670
Mahim Development Sch.—Total ...	78,27,094	...	78,27,094
Work of reclamation of low lying land at Dharavi ...	1,01,595	29,731	1,31,326
Acquisition of land bearing C.S. No. 725 part and 1/725 of Malbar Hill Division at Tardeo for housing ...	37,530	5,99,996	6,37,526
Laying mains in Mahim Development Scheme ...	96,707	...	96,707
Diversion of water mains affected by the Mahim Development Works ...	3,149	...	3,149
Acquisition of C.S. No. 2/521 of Malbar Hill Division at Nana Chowk for set Back, School and Office Building etc. ...	13,94,033	...	13,94,033
Town planning Scheme for the area near Masjid Station devastated by the explosion—Preliminary expenses, cost of Survey and acquisition ...	5,49,878	13,755	5,63,633
Development of the Interior portion of the Northern part of the Island at Mahim ...	9,23,598	1,91,831	11,15,429
Acquisition of land bearing C.S. No. 654 at Tardeo Malbar Hill Division for construction of a School building Municipal offices and quarters for essential service personnel ...	21,569	...	21,569
Mahim Development and other works—Total ...	1,09,55,153	8,35,313	1,17,90,466
Interest on Capital ...	70,10,837	...	70,10,837
X.—Building, Land Acquisition and Management Total...	4,60,61,111	8,35,768	4,68,96,879
XI.—FIRE BRIGADE			
Works completed (as per Report for 1956-57) ...	13,56,156	...	13,56,156
Work completed during the year—			
Construction of a part of the proposed Fire Brigade Station at Worli ...	3,18,724	...	3,18,724
Works completed—Total ...	16,74,880	...	16,74,880
Works in Progress—			
Acquisition of land bearing C.S. No. 313/69 (Part), 124 and 3/69 (Part) of Colaba Division (Old Gun Factory Site) for New Fire Brigade Station and Municipal School for serving both Colaba and Marine Drive Areas ...	10,23,530	Cr. 6,10,654	4,12,876
Works in progress—Total ...	10,23,530	Cr. 6,10,654	4,12,876
XI.—Fire Brigade—Total ...	26,98,410	Cr. 6,10,654	20,87,756

APPENDIX No. 8—Contd.

	Total Capital Expenditure upto 31st March 1957	EXPENDITURE DURING 1957-58	Total Capital Expenditure upto 31st March 1958
XIII.—GARDENS AND OPEN SPACES	Rs.	Rs.	Rs.
Works completed (as per Report for 1956-57) ...	37,43,537	...	37,43,537
Work completed during the year—			
Reconstructing a portion of a compound wall of the old Maratha Hospital premises ...	19,860	...	19,860
Total—Works completed	37,63,397	...	37,63,397
Works in progress—			
Converting the stable site at 2056 (Part of Byculla Division) ...	1,506	1,23,738	1,25,244
Converting the stable site at 187 Part of Lower Parel Division ...	4,538	1,38,667	1,43,205
Laying a 9" pipe sewer in the compound of Victoria Gardens for draining various cages of animals ...	644	44,581	45,225
Acquisition of the Mumbadevi Tank site for recreation around ...	17,00,000	1,307	17,01,307
Providing new W.I. ornamental gates at the main entrance of the Victoria Gardens ...	19,416	462	19,878
Filling in plot 'C' at Bhulabhai Desai Road with incidental works and laying out a children's playground thereat ...	41,050	...	41,050
Construction of an open air Theatre at Victoria Gardens ...	90,418	...	90,418
Victoria Gardens construction of—			
(a) Enclosure with pond for Hippopotamus	33,367	33,367
(b) Two Houses for Antropoid Apes
(c) Proposed house for venomous snakes
Converting the stable site at C. S. No. 3147 of Bhulweshwar Division	1,68,364	1,68,364
Works in progress—Total ...	18,57,572	5,10,486	23,68,058
XIII—Gardens—Total ...	56,20,969	5,10,486	61,31,455
XIV.—MARKETS AND SLAUGHTER HOUSES			
Works completed (as per Report for 1956-57) ...	82,76,449	...	82,76,449
Works completed during the year—			
Constructing a building for a new and up-to-date Refrigerator Plant at A. C. Market ...	1,68,738	...	1,68,738
Extension of fish section at A. C. Market ...	6,81,737	...	6,81,737
Construction of a temporary Market at Gopi Tank ...	55,813	...	55,813
Total Works Completed.	91,82,737	...	91,82,737
Works in progress—			
Converting the existing 60 wooden Stalls in Vegetable Section in the Erskine Road Market ...	22,399	...	22,399
Construction of a Combined Municipal Market at Worli Chawl ...	Cr. 3	...	Cr. 3
Acquisition of land bearing C.S. No. 43 of Sion Division near Kings' Circle high level station for the construction of Municipal combined market at Matunga ...	2,62,783	...	2,62,783
Construction of covered Market at Dr. Meishri Road ...	4,51,011	327	4,51,338
Proposed construction of stalls and pavement at Gold Mohur Castle Market, Byculla ...	1,17,479	30,023	1,47,502
Construction of back to back shops at Gold Mohur Castle Market, Byculla ...	57	14	71
Works in progress Total ...	8,53,726	30,364	8,84,090
XIV.—Markets and slaughter Houses—Total ...	1,00,36,463	30,364	1,00,66,827
XV.—SLUM SERVICE.			
Works completed (as per Annual Report for 1956-57) ...	3,72,012	...	3,72,012
Works completed during the year—			
Construction of drains and fitting in storm water channel from Fergusson Road to Haines Road ...	2,96,920	...	2,96,920
Total—Works Completed ...	6,69,932	...	6,68,932
Works in progress—			
Realigning and regrading open storm water channel from Dadar Pumping Plant upto Century Mill ...	7,13,211	...	7,13,211
Covering open drain behind Arthur Road Prison ...			
(i) Construction of 6'-0" x 6'-0" dhapa drain with R.C.C. slab in lieu of the open channel behind Arthur Road Prison for a length of 750 R.ft. ...	1,20,905	...	1,20,905
(ii) Construction of 6'-0" x 6'-0" dhapa drain with R.C.C. slab in lieu of the open channel behind Arthur Road Prison for a length of 1850 R.ft. ...	1,67,042	92,057	2,59,099
Providing a treble barreled R.C.C. Dhapa drain 12'x9' for a length of 1136 R.ft. from Bellasis Road Pipe Depot towards Clark Road in lieu of the open channel ...	3,88,660	1,47,174	5,35,834
Providing a treble barreled R.C.C. dhapa drain 12'x9' for a length of 1100 R.ft. from Bellasis Road Pipe depot towards Clark Road i.e., from 1136 R.ft. to 2236 R.ft. in lieu of the open channel ...	1,48,481	3,56,869	5,05,350
XV—Works in Progress—Total ...	15,38,299	5,96,100	21,34,399
XV.—Slum Service—Total ...	22,07,231	5,96,100	28,03,331
XVI.—MEASURES FOR CIVIL DEFENCE.			
Purchase of Stores Equipment ...	1,87,149	...	1,87,149
XVII.—GREATER BOMBAY.			
Preliminary expenses in connection with the preparation of the Master Plan for Greater Bombay (Municipal Share) ...	2,61,109	4,863	2,65,972
DISCOUNT AND OTHER CHARGES ON THE LOANS			
Discount and other charges on the loans (up to 1953-54) ...	*41,61,707	...	41,61,707
do. Rs. 450 lakhs 1954-55 ...	4,68,011	...	4,68,011
do. Rs. 460 do. 1955-56 ...	4,63,875	...	4,63,875
do. Rs. 245 do. 1956-57 ...	3,82,057	1,42,910	5,24,967
do. Rs. 214 do. of 1957-58	3,53,807	3,53,807
Discount and other charges—Total ...	54,75,650	4,96,717	59,72,367

* Out of this, a sum of Rs. 11,004-15-0 was met out of premia on loans.

APPENDIX No 8.

	Total Capital Expenditure upto 31st March 1957	Expenditure during 1975-58	Total Capital Expenditure upto 31st March 1958
	Rs.	Rs.	Rs.
PLANT AND MACHINERY			
Completed Items—			
Plant and Machinery purchased (as per report) for 1956-57 Plant and Machinery—Items completed	55,19,053	...	55,19,053
I.—GENERAL SUPERVISION			
Purchase of one station wagon of 14 seats for Committee members	18,769	...	18,769
Purchase of a car for the Mayor in replacement of B.M.U. 1555	18,103	...	18,103
II.—WATER WORKS			
Replacement of 75 H.P. Booster Pumps (2 Nos.) at B.H.R.	16,021	...	16,021
Purchase of an electrically operated pipe and bolt threading and tapping machine	3,978	...	3,978
Replacement of 105 cubic feet small portable Air compressor with mixing tank and spray painting equipment for maintenance branch	6,218	...	6,218
Purchase of a pipe cleaning apparatus	33,720	...	33,720
Transfer of 2 Chevrolet Milk Vans from M.E.'s Deptt.	6,607	...	6,607
Purchase of 2042 new meters for replacement of old ones	3,80,665	...	3,80,665
Transfer of a 5 Ton Morris Commercial Lorry	8,266	...	8,266
VI.—MEDICAL RELIEF AND EDUCATION			
Purchase of encephalogram for B. Y. L. Nair Hospital	26,998	...	26,998
Fluoroscopic Apparatus for the T. N. M. College	8,750	...	8,750
Purchase of X-Ray Apparatus for T. B. Clinic at Princess Street	35,157	...	35,157
Purchase of Pedestal Buckey out fit at M. G. Hospital, Sion	8,522	...	8,522
Operation table for operation theatre at B. Y. L. Nair Charitable Hospital	8,323	...	8,323
Deep X-Ray Therapy Machine including the cost of constructing a radiation proof room at M. G. Hospital, Sion	80,447	...	80,447
VII.—STREET CLEANSING AND CONSERVANCY			
Construction of 50 steelwood composite refuse wagons	1,99,109	...	1,99,109
Purchase of one tilt-Lorry No. B.M.T.	38,230	...	38,230
Taking over trolley tracks materials for the purification plant at Dadar from Vaitarna Works	11,720	...	11,720
VIII.—ROADS S. W. DRAINS			
Concrete Breakers (No. 2)	2,764	...	2,764
Electric Motor 80 H.P. Standby for Crushers	14,961	...	14,961
Purchase of a vehicle for transport of Road Material	19,664	...	19,664
IX.—MECHANICAL			
Spare Centrifugal pump for the overhead storage tank	1,263	...	1,263
XIV.—MARKETS			
Providing new up to date Refrigerator Plant at A. C. Market	1,27,253	...	1,27,253
Provision of a van for the use of market department	17,812	...	17,812
XI.—FIRE BRIGADE			
Purchase of two motor pumps with extension ladders in replacement of old ones	1,08,750	...	1,08,750
MUNICIPAL PRINTING PRESS			
25 steel chassis of different sizes	1,326	...	1,326
4 Galley Racks	609	...	609
One Eyeletting Machine	763	...	763
250 Gallies	1,460	...	1,460
Two Tradle Printing Machines Size 14½"×22"	22,430	...	22,430
One Tradle Printing Machine	7,134	...	7,134
Purchase of high speed centurian two revolution press	49,048	...	49,048
Total—Works newly completed	12,84,840	...	12,84,840
Total—Works completed	68,03,893	...	68,03,893
PLANT AND MACHINERY TO BE PURCHASED OUT OF NET PREMIA FUND			
II.—WATER WORKS			
Purchase of indicators showing loss of head and rate of flow for Tulsi Fitters	7,001	...	7,001
Providing two 43" electrically operated Sluice Valves on 48" Inlet mains at M.H.R.	33,376	3,954	43,330
Purchase of New Meters	1,79,403	71,586	2,50,989
Purchase of cement injecting pump	...	2,458	2,458
Replacement of recording mechanism of ventury No. 2061 on 60" Tansa main at Powai	...	7,782	7,782
Purchase of Pito-meter Equipment	...	5,330	5,330
Providing a 24" electrically operated sluive valve on 32" inlet mains at M.H.R.	...	7,465	7,465
Net Premia Fund—Total Brought over	2,25,780	98,575	3,24,355

APPENDIX No. 8—contd.

	Total Capital Expenditure upto 31st March 1957	Expenditure during 1957-58	Total Capital Expenditure upto 31st March 1958
	Rs.	Rs.	Rs.
Net Premia Fund—Total Carried over ...	2,25,780	98,575	3,24,355
VI.—MEDICAL RELIEF AND EDUCATION			
Laundry equipments complete	4,210	4,210
VII.—STREET CLEANSING, ETC.			
Purchase of equipment for improving the methods of collection and transport of refuse in the City ...	5,00,104	...	5,00,104
Purchase of 12 low loader refuse collector	48,000	48,000
VIII.—ROADS DRAINS SEWERS			
Heavy 3 Wheel Road Rollers (No. 5) ...	2,03,728	2,090	2,05,818
Dust Extraction plant for Worli Crushers	38,264	38,264
Total—Net Premia Fund ...	9,29,612	1,91,139	11,20,751
<i>Plant and Machinery to be purchased out of Fire and Accident Insurance Fund.</i>			
I.—GENERAL SUPERVISION, ETC.			
Providing air conditioning equipment in the Corporation Hall and the room occupied by the Mayor ...	25,739	...	25,739
II.—WATER WORKS			
Purchase of New Meters ...	5,12,775	...	5,12,775
Purchase of pumps for Maintenance Branch ...	5,928	...	5,928
Replacement of one Diesel Engines and pump at Tulsi Chlorinating Plant ...	15,866	3,799	19,665
Replacement of the existing engines at three Motors Trolleys ...	9,128	...	9,128
Replacement of 'Peter' 25 H.P. Diesel Engines complete with 4" Centrifugal Pump and Compressor ...	15,606	3,799	19,405
Purchase of cement injecting pump	10,000	10,000
Replacing the 30" double operated sluice valve in the Back Bay outlet at Netaji Subash Road junction Veer Nariman Road	1	1
VI.—MEDICAL RELIEF AND EDUCATION ETC			
Disinfecter Boiler vehicle type at the K. E. M. Hospital ...	10,685	...	10,685
VII.—STREET CLEANSING AND CONSERVANCY			
Installation of two additional pumping sets with necessary equipments at Mahim P. S. ...	64,441	...	64,441
Replacing Pumps at D. P. Works by pumps of larger capacity ...	1,30,472	53	1,30,525
Supply and erection of two electrically driven vertical spindle pumps for Matunga Pumping Station ...	89,745	25	89,770
Supply and installation of four electrically driven pumping sets for the proposed pumping station of T. P. Line Road ...	1,38,130	...	1,38,130
Purchase of equipment for improving the methods of collection and transport of refuse in the City ...	31,196	...	31,196
Purchase of 12 low loader refuse collector	27,561	27,561
XIV.—MARKETS AND SLAUGHTER HOUSES			
Purchase of 2 vehicles for Meat Carriage ...	24,795	...	24,795
Fire and Accident Insurance Fund Total ...			
	10,74,506	45,238	11,19,744
<i>Plant and Machinery to be purchased out of Pre-cast Concrete Slab Pavement Renewal Fund.</i>			
I.—GENERAL SUPERVISION, ETC.			
Provision of a suitable water colers with water connections to each floor at the Municipal Head Office Building, etc. ...	11,584	1,157	12,741
Standby water pump at the Municipal Head Office ...	2,258	687	2,945
Providing air conditioning equipment in the Corporation Hall and the room occupied by the Mayor ...	68,603	...	68,603
Provision of a new station wagon in replacement of old one No. B.M.H. 3047 for the use of paymasters (C.A.'s Office)	19,784	19,784
Delivery Vans for the Municipal Secretary's Office	20,320	20,320
II.—WATER WORKS			
Purchase of Pito Meter Equipment	1,416	1,416
Purchase of a centrifugal pump for Tansa	2,970	2,970
VI.—MEDICAL RELIEF, ETC.			
Lift for K. E. M. Hospital ...	40,134	1	40,135
VII.—STREET CLEANSING, ETC.			
Purchase of machinery required for a repair Workshop at D. P. Works ...	17,278	...	17,278
Purchase of Gas Meters ...	13,185	2,883	16,068
Digestion Tank Agitation Motor	879	879
C. F. S. Tank Bridge motor and Filter Fan Motor for D. D. Works	3,609	3,609
XIV.—MARKETS AND SLAUGHTER HOUSES			
Purchase of 2 vehicles for Meat Carriage ...	64,164	...	64,164
Total—Pre-cast Concrete Slab Pavement Renewal Fund...	2,17,206	53,706	2,70,912

APPENDIX No. 8—contd.

	Total Capital Expenditure upto 31st March 1957	Expenditure during 1957-58	Total Capital Expenditure upto 31st March 1958
	Rs	Rs	Rs
<i>Plant and Machinery to be purchased out of Slum Service Fund.</i>			
II.—WATER WORKS			
Providing two 48" electrically operated sluice valves on 48" Inlet mains at M.H.R.	...	13,125	13,125
VII.—STREET CLEANSING AND CONSERVANCY			
Replacing Pumps at D. P. Works by pumps of larger Capacity—	1,266	...	1,266
Purchase of two vehicles for cesspool	7,638	...	7,638
Total—Slum Service Fund	8,904	13,125	22,029
<i>Plant and Machinery to be purchased out of Renewal of Road Surfaces Fund.</i>			
VI.—MEDICAL RELIEF, ETC.			
Refrigerating Plant for the cold room at K. E. M. Hospital	5,761	...	5,761
VII.—STREET CLEANSING AND CONSERVANCY			
Purchase of equipment for improving the methods of collection and transport of refuse in the City	6,78,408	...	6,78,408
VIII.—ROADS, DRAINS AND SEWERS			
Purchase of one Silt Lorry	21,562	...	21,562
Heavy 3 Wheel Road Rollers (No. 5)	37,476	...	37,476
Purchase of road equipment	12,504	...	12,504
IX.—MECHANICAL			
Purchase of Meat Vans (2 Nos.)	83,625	43	83,668
Electric blower, winding machine tool box and testing bench for the electric Shop	1,887	...	1,887
Royer Sand Conditioner	...	3,855	3,855
XI.—FIRE BRIGADE			
Purchase of one New Light Tractor Fire Pump about 120-250 G.P.M.	...	9,020	9,020
Total—Renewal of Road Surfaces Fund...	8,41,223	12,918	8,54,141
<i>Plant and Machinery to be purchased out of Hospital Fund</i>			
VI.—MEDICAL RELIEF, ETC			
Standby Pumping unit complete and placing in position at K. E. M. Hospital	14	...	14
Equipment for Neuro-Surgical Unit at K. E. M. Hospital	21,895	...	21,895
Replacement of Instrument Sterilisers (big) 5 Nos. for K. E. M. Hospital	6,543	...	6,543
Providing water heating equipment with an additional storage tank for Physic Therapy Department of K. E. M. Hospital	13,357	11	13,368
Purchase of Diagnostic X-Ray Unit for the B. Y. L. Nair Hospital	42,538	21,269	63,807
Purchase of Ambulance for the B. Y. L. Nair Charitable Hospital in replacement of the Ambulance bearing No. B.M.X. 2173	16,985	...	16,985
Disinfector Boiler for M. G. Hospital	8,169	...	8,169
Purchase of a horizontal high pressure steriliser for the Pharmatic's Department at B. Y. L. Nair Charitable Hospital	11,568	11,568	23,136
Disinfector Boiler for M. G. Hospital	...	43,278	43,278
Purchase of international Centrifuge for the T. N. M. College	...	6,285	6,285
Purchase of Auto-technican for T. N. M. College	...	15,110	15,110
High pressure one hot and cold water steriliser in replacement of old one, 15 gallons capacity gas heated having auto-safety control device	...	4,922	4,922
Boiling type two utensil sterilisers in replacement of old ones, gas heated	...	5,653	5,653
Purchase of Barnstead single distilled water plant-5 gallons capacity to work on Electricity or gas at M. G. Hospital	...	1,050	1,050
Purchase of X-Ray apparatus and other equipment for A. R. Hospital	...	9,009	9,009
Purchase of Surgical Knitted cathomy and coagulating unit	...	3,675	3,675
Purchase of pedestal buckey for X-Ray department of the B. Y. L. Nair Charitable Hospital	...	10,883	10,883
Purchase of a mass Miniature X-Ray camera to the existing 400 M. A. X-Ray Machine at R. P. T. B. Hospital	...	24,891	24,891
VII.—STREET CLEANSING AND CONSERVANCY, ETC.			
Taking over trolley tracks and lifting wagons for the purification Plant at Dharav from Vaiterna Works	10,420	...	10,420
Providing booster Air Compressor sets two at Carrol Road and one at Kitridge Road	38,377	3,652	42,029
Purchase of equipment for improving the methods of collection and transport of refuse in the City	12,16,890	...	12,16,890
Six pump impellers shaft assemblies and accessories for various pumping stations	...	13,374	13,374
Gulley Emitter	...	41,800	41,800
Total—Hospital Fund	13,86,756	2,16,430	16,03,186

APPENDIX No. 8—contd.

	Total Capital Expenditure upto 31st March 1957	Expenditure during 1957-58	Total Capital Expenditure upto 31st March 1958
	Rs.	Rs.	Rs.
<i>Plant and Machinery to be purchased out of Depreciation Fund for Replacement of P. and M.</i>			
I.—GENERAL SUPERVISION.			
Replacement of the machinery of the existing lift at Municipal Head Office	3,216	3,216
II.—WATER WORKS			
Replacement of 40 B.H.P. electric motor of Parel Pumping House	2,528	2,528
Replacing the damaged 36" sluice valve on the 72" west main at Kasheli Aderhor Block	60	60
V.—PUBLIC HEALTH DEPARTMENT.			
Purchase of a Car for the use of Health Officer in replacement of old one ...	9,579	...	9,579
VII.—STREET CLEANSING AND CONSERVANCY, ETC.			
Purchase of vehicles for removal of Silt ...	1,12,960	...	1,12,960
Purchase of two vehicles for cesspool ...	83,370	1,653	85,023
Additional capacitors or condenser at the D. P. Works extension Plant to improve the Power Factor ...	12,928	...	12,928
Digestion Tank Agitation Motor ...	2,500	...	2,500
High Pressure washing Plant (No. 1) ...	3,057	...	3,057
Purchase and installation of one compressor for inflating tyres at Mahalaxmi Siding ...	3,401	...	3,401
Provision of capacitors at Colaba A. C. Station to improve the Power Factor ...	11,854	...	11,854
Purchase of equipment for improving the methods of collection and transport of refuse ...	11,508	...	11,508
Vinches No. 4 ...	2,829	390	3,219
Purchase one Vehicle for effal ...	2,000	...	2,000
VIII.—ROADS, DRAINS, ETC.			
Purchase of 4 vehicles each of 8 Ton capacity for transport of road materials ...	1,88,677	3,281	1,91,958
IX.—MECHANICAL			
Taking over Truck No. B.M.S. 3099 including two spare tyres from Vaitarna Scheme ...	4,321	...	4,321
Purchase of Machinery for Municipal Workshops for replacement ...	1,382	...	1,382
XI.—FIRE BRIGADE			
Purchase of a new trailer Fire Pump in replacement of No. 18	7,175	7,175
XIV.—MARKETS AND SLAUGHTER HOUSES			
Purchase of 2 vehicles for Meat Carriage ...	20,088	...	20,088
Total.—Depreciation Fund for Replacement of Plant and Machinery ...	4,70,454	18,303	4,88,757
<i>Plant and Machinery to be purchased out of Plant and Machinery Depreciation Fund</i>			
I.—GENERAL SUPERVISOR			
Replacement of the machinery of the existing lift at the Municipal Head Office	25,413	25,413
II.—WATER WORKS			
Purchase of new meters ...	3,75,135	2,20,728	5,95,863
Providing a 30" electrically operated Sluice Valve on 36" inlet mains at M.H.R. ...	10,620	...	10,620
Replacement of recording mechanism of venturi No. 2061 on 60" Tansa main at Powai	2,612	2,612
Purchase of a centrifugal Pump for Tansa	5,416	5,416
VI.—MEDICAL RELIEF, ETC.			
Disinfector Boiler at K. E. M. Hospital ...	1,898	...	1,898
VII.—STREET CLEANSING AND CONSERVANCY			
Purchase of equipment for improving the methods of collection and transport of refuse in the City ...	5,29,271	...	5,29,271
Purchase of 12 low loader refuse collector	1,10,000	1,10,000
VIII.—ROADS, DRAINS, ETC.			
Purchase of road equipment ...	4,33,962	...	4,33,962
XI.—FIRE BRIGADE			
Purchase of one Motor Fire tender in replacement of old one ...	20,517	2,258	22,775
Purchase of two motor pumps with 50'-60' Fire Escapes in replacement of old ones Nos. 7 and 17	1,92,528	1,92,528
Purchase of one 120 feet turn table ladder in replacement of old one	1,38,187	1,38,187
Purchase of one Motor Emergency Tender	19,450	19,450
Total.—Plant and Machinery Depreciation Fund ...	13,71,403	7,16,592	20,87,995

APPENDIX No. 8—contd.

	Total Capital Expenditure upto 31st March 1957	Expenditure during 1957-58	Total Capital Expenditure upto 31st March 1958
	Rs.	Rs.	Rs.
<i>Plant and Machinery to be purchased out of Garden Fund</i>			
VII.—STREET CLEANSING, ETC.			
Purchase of one vehicle for offal ...	29,590	2,914	32,504
Replacing pumps at D. P. Works by pumps of larger capacity ...	38,262	Cr. 1,084	37,178
Supply and installation of four electrically driven pumping sets for the proposed pumping Station at T. P. Line Road ...	3,000	...	3,000
Total.—Garden Fund ...	70,852	1,830	72,682
<i>Plant and Machinery to be purchased out of K. E. M. Hospital Equipment Fund</i>			
VI.—MEDICAL RELIEF AND EDUCATION			
Refrigerating plant for the Cold room at K. E. M. Hospital ...	23,000	...	23,000
Purchase of Fluoscope with facilities for both verticle and lying down position for the B. Y. L. Nair Charitable Hospital ...	6,809	...	6,809
Purchase of one iron lung for Arthur Road Hospital	13,000	13,000
VII.—STREET CLEANSING AND CONSERVANCY			
Purchase of one vehicle for offal ...	9,595	...	9,595
Purchase of two vehicles for cesspool ...	484	...	484
Total.—K. E. M. Hospital Equipment Fund ...	39,888	13,000	52,888
<i>Plant and Machinery to be purchased out of K. E. M. Hospital Research Fund</i>			
VI.—MEDICAL RELIEF AND EDUCATION			
Laundry Equipments Complete ...	56,490	...	56,490
Purchase of X-Ray apparatus and other equipment for A. R. Hospital ...	23,724	...	23,724
VII.—STREET CLEANSING AND CONSERVANCY			
Purchase of one vehicle for offal ...	2,510	...	2,510
Purchase of 12 low loader refuse collector	93,000	93,000
Total.—K. E. M. Hospital Research Fund ...	82,724	93,000	1,75,724
Total.—Plant and Machinery—Works in Progress ...	64,93,528	13,75,281	78,68,809
Total.—Plant and Machinery ...	1,32,97,421	13,75,281	1,46,72,702
Assets Written off ...	Cr. 91,30,551	Cr. 15,79,889	Cr. 1,07,10,440
Total.—Plant and Machinery ...	41,66,870	Cr. 2,04,608	39,62,262
<i>Trust Fund</i>			
Works completed (as per Report for 1956-57) ...	44,18,338	...	44,18,338
<i>Works in Progress—</i>			
Purchase of equipment instruments, etct, for the Blood Bank a K. E. M. Hospital ...	14,781	...	14,781
Construction and equipment of an additional floor over Ward Pavilion No. 2 a K. E. M. Hospital ...	2,35,071	...	2,35,071
Government Share of the cost of preliminary expenses in connection with the preparation (part expenditure booked under Loan Funds) of Master Plan of Greater Bombay ...	2,40,034	...	2,40,034
Construction of a building for the Blood Bank a K. E. M. Hospital ...	30,000	...	30,000
Additional accommodation for female ward at Turner Sanatorium ...	2,99,997	...	2,99,997
Construction of an orchid house at Victoria Garden ...	5,305	...	5,305
Construction of a permanent Screen wall at the new drying ground for dhobies at Mahalaxmi Kutchra Siding ...	12,000	...	12,000
Construction of a building for an electrically operated crematorium at Chandanwadi ...	99,929	...	99,929
Construction of P. C. at the foot bridge near the junction of Chinchbunder Road, etc. ...	499	...	499
Construction of additional 3 floors over the recently constructed Bldg. No. 1 and Bldg. No. 2 comprising of basement, ground and 3 upper floors at MCH Sion	99,750	99,750
Construction of a pedestrian Subway near Churchgate Station	1,23,103	1,23,103
Total.—Works in Progress ...	9,37,616	2,22,853	11,60,469
Total.—Trust Fund ...	53,55,954	2,22,853	55,78,807
<i>Wornout Water Mains Renewal Fund</i>			
Works completed (as per Report for 1956-57) ...	9,64,526	...	9,64,526
Total.—Wornout Water Mains Renewal Fund ...	9,64,526	...	9,64,526
<i>Land and Buildings Fund</i>			
Land purchased and buildings erected out of the Municipal Land and Buildings Fund—			
Works completed (as per Report 1956-57) ...	43,03,044	...	43,03,044

G. V. DAMLE,
Chief Accountant.

V. L. GIDWANI,
Municipal Commissioner.

Appendix No. 10.
SINKING FUND.

Statement showing the Actual Investments on account of the Sinking Fund of different Municipal Loans upto 31st March 1958, compared with the amounts which should have accumulated upto that date on the basis of the Fixed Instalments and the sums set aside as Sinking Fund as at 31st March 1958.

NAME OF LOAN.	Amount raised.	When raised.	When repayable.	Amount of Annual Sinking Fund Instalment.	Date when Sinking Fund commenced.	Amount of Sinking Fund which should have accumulated upto 31st March 1958 at Compound Interest.
1	2	3	4	5	6	7
	Rs.			† Rs.		Rs.
6 per cent. Municipal Loans (4 per cent. basis).						
50 Lakhs Loan for the Improvement of Water Supply in Bombay.	1,60,00,000	Between 22nd September 1924 and 31st March 1925 (First issue). Between 18th November 1924 and 31st March 1925 (Second issue).	1st December 1954	1st December 1925 ...	60,000
5 and 6 per cent. Municipal Loans (3½ per cent. basis).						
7 Lakhs Tansa Water Works Loan ...	1,47,00,000	Between 5th June 1886 and 24th Dec. 1891.	(a) Between 1st January 1943 and 1st January 1953.		1st January 1893 ...	(b) 10,000
1 Lakhs Loan for the Conversion of S.W. Reservoir at Clerk Road into a Public Park.	10,00,000	2nd July 1920 ...	1st July 1980 ...	5,089	1st July 1921 ...	3,85,599
1 Lakhs Loan (1929-30) ...	26,21,500	From 19th July 1929 to 1st August 1929.	1st August 1959 ...	50,782	1st August 1930 ...	21,05,523
1.43 Lakhs Loan for the repayment of 40 Lakhs Loan due 19th December 1929	26,14,000	Do.	1st August 1949.	41,500
1 Lakhs Loan for the repayment of Rs. 39,94,000 out of 6 per cent. 50 Lakhs Loan due 1st August 1929.	8,45,500	Do.	At the option of the Corporation on or after 1st August 1954 on giving three months' notice by public advertisement or on 1st August 1959.	...	Do.	2,000
1 Lakhs Loan (1930-31) ...	40,00,000	From 20th September 1930 to 6th October 1930.	At the option of the Corporation on or after 1st December 1950 on giving 3 Months' notice by public advertisement or on 1st December 1960.	...	1st June 1931	21,000
4 per cent. Municipal Loans (3½ per cent. basis.)						
1 Lakhs Loan for Sewerage, Water, etc. Works.	25,00,000	17th and 18th July 1899.	1st November 1939	* 1,000
						28,64,622
					Carried forward ...	29,24,622

(a)	Rs.	Repayable on	Less— Repaid—	Rs.	(b)	Balance.
			From 1-1-1928			Rs.
	2,00,000	1-1-1928.	...	2,00,000		...
	52,91,500	1-1-1933.	1-1-1933 to 31-3-1940	52,91,500		...
	22,08,500	1-1-1943.	" 1-1-1943 to 31-3-1950	22,07,500		1,000
	17,00,000	1-1-1946.	" 1-1-1946 to 31-3-1950	16,96,000		4,000
	10,00,000	1-1-1948.	" 1-1-1948 to 31-3-1954	10,00,000		...
	43,00,000	1-1-1953.	" 1-1-1953 to 31-3-1956	42,95,000		5,000
	Rs. 1,47,00,000			1,46,90,000		10,000

* Stoppage is recorded against this Debenture.

† All the Sinking Fund Instalments were re-arranged during 1906-07 on a 3½ per cent. basis as per Corporation Resolution No. 4946 of 9th February 1905 and further re-arranged from 1st April 1928 as per Corporation Resolution No. 6114 of 12th September 1927.

Appendix No. 10—(contd.)

NAME OF LOAN.	Amount raised.	When raised.	When repayable.	Amount of Annual Sinking Fund Instalment.	Date when Sinking Fund commenced.	Amount of Sinking Fund which should have accumulated upto 31st March 1958 at Compound Interest.
1	2	3	4	5	6	7
	Rs.			Rs.		Rs.
4 per cent. Municipal Loans (3 per cent. basis).					Brought over	29,24,622
30 Lakhs Loan for the acquisition of sites for the construction of various Over-bridges in the City.	30,00,000	29th July 1909 and 10th August 1910.	1st May 1949	...		26,000
70 Lakhs Loan for reduplication of Tanse Main and other Auxiliary Works.	70,00,000	9th September 1913, 22nd July 1914 and 10th April 1915.	Ra. 49,40,000 on 1st June 1954. .. 20,60,000 on 1st June 1974.	12,634	1st June 1915	11,09,947
20 Lakhs Loan for Street Improvements.	20,00,000	9th September 1913 and 24th September 1915.	Ra. 70,00,000 1st May 1955	26,524	1st May 1916	2,000
3½ per cent. Municipal Loans (3 per cent. basis).						
9 Lakhs Loan (1935-36)	9,00,000	31st January 1936	14th March 1966	18,917	14th March 1937	5,78,520
48 Lakhs Loan (1940-41)	48,00,000	Between 1st March 1941 and 15th January 1942.	1st March 1971	1,00,891	1st March 1942	22,01,034
25 Lakhs Loan (1941-42)	25,00,000	Between 1st September 1942 and 15th February 1943.	1st March 1972	52,548	1st March 1943	10,61,843
20 Lakhs Loan (1943-44)	20,00,000	Between March 1944 and November 1944.	1st March 1974	42,039	1st March 1945	7,20,084
22 Lakhs Loan (1944-45)	22,00,000	Between March 1945 and March 1946.	1st March 1975	46,243	1st March 1946	7,24,026
25 Lakhs Loan (1945-46)	25,00,000	Between 27th March 1946 and 6th Nov. 1946	1st March 1976	52,548	1st March 1947	7,47,620
3 per cent. Municipal Loans (3 per cent. basis).						
24½ Lakhs Loan (1936-37)	18,50,000	1st November 1936	1st February 1967	51,498	1st February 1938	14,84,152
30 Lakhs Loan (1937-38)	6,00,000	1st June 1937	14th March 1968	63,058	14th March 1939	16,96,893
30 Lakhs Loan (1938-39)	30,00,000	1st April 1938	1st March 1969	63,058	1st March 1940	15,87,761
64 Lakhs Loan (1939-40)	64,00,000	Between 1st December 1939 and 1st September 1940.	1st March 1970	1,34,523	1st March 1941	31,57,647
54 Lakhs Loan (1946-47)	54,00,000	Between 4th March 1947 and 13th December 1948	1st March 1977	1,13,505	1st March 1948	14,57,388
61 Lakhs Loan (1948-49)	61,00,000	Between 23rd March 1949 to 19th August 1949	1st March 1979	1,28,218	1st March 1950	13,05,841
17.97 Lakhs Loan (1950-51)	17,97,000	1st December 1950	1st December 1960	1,56,754	1st December 1951	12,13,138
3½ per cent. Municipal Loans (3 per cent. basis).						
75 Lakhs Loan (1947-48)	75,00,000	1st August 1947	1st August 1977	1,57,645	1st August 1948	18,43,369
1.25 Crores Loan (1949-50)	88,14,500	Between 23rd September to 29th September 1949	15th September 1979	1,85,275	15th September 1950	16,74,303
2 Crores Loan (1950-51)	2,00,00,000	21st August 1950	16th August 1965	10,75,332	16th August 1951	63,94,189
80 Lakhs Loan (1950-51)	80,00,000	Between 20th December 1950 to 29th March 1951	1st September 1980	1,68,152	1st September 1951	13,11,009
10 Lakhs Loan (1950-51)	10,00,000	1st March 1951	16th August 1965	53,767	16th August 1951	4,19,711
3 per cent. Municipal Loans (3 per cent. basis).						
175.34,000 Loan (1951-52)	1,75,34,000	3rd October 1951	3rd October 1966	9,42,751	3rd October 1952	61,88,554
33 Lakhs Loan (1951-52)	33,00,000	16th Feb. 1952	3rd October 1966	1,77,432	3rd October 1952	11,64,729
60 Lakhs Loan (1951-52)	60,00,000	16th Feb. 1952	16th August 1966	3,22,602	16th August 1952	21,25,851
4 per cent. Municipal Loans (3½ per cent. basis)						4,21,95,609
2.44.14,500 Loan (1952-53)	2,44,14,500	3rd September 1952	1st September 1964	16,48,280	1st September 1953	90,77,440
69 Lakhs Loan (1952-53)	69,00,000	26 November 1952	1st September 1967	3,51,045	1st September 1953	19,33,282
35 Lakhs Loan (1952-53)	35,00,000	28th March 1953	1st September 1964	2,36,293	1st September 1953	13,01,318
110 Lakhs Loan (1953-54)	1,10,00,000	3rd September 1953	1st September 1963	3,75,084	1st September 1954	* 33,32,431
50 Lakhs Loan (1953-54)	50,00,000	12th November 1953	1st September 1973	1,72,311	1st September 1954	7,44,938
85 Lakhs Loan (1953-54)	85,00,000	11th September 1953	1st September 1973	2,92,928	1st September 1954	12,66,394
1,92,49,000 Loan (1954-55)	1,92,49,000	15th October 1954	1st September 1964	6,63,361	1st September 1955	** 24,86,016
70 Lakhs Loan (1954-55)	70,00,000	15th March 1955	1st March 1975	2,41,235	1st March 1956	7,53,531
130 Lakhs Loan (1956-57)	40,00,000 90,00,000	15th November 1956 29th March 1957	15th September 1981	3,22,812	15th September 1957	3,29,369
						2,12,24,719
4 per cent. Municipal Loans (3½ per cent. basis)						
180 Lakhs Loan (1955-56)	1,80,00,000	15th September 1955	15th September 1967	6,36,500	15th September 1956	13,19,834
30 Lakhs Loan (1955-56)	30,00,000	15th March 1956	15th September 1967	1,06,084	15th September 1956	2,19,971
115.50 Lakhs Loan (1956-57)	1,15,50,000	15th October 1956	15th October 1968	4,08,421	15th October 1957	4,14,973
						19,54,778
					Total	6,82,99,728

† The market value of the securities on 31st March 1958 is Rs. 6,86,21,723-04 as shown in Appendix No. 16-A and after adding the cash balance of Rs. 292-87 and the interest accrued on the securities upto 31st March 1958 amounting to Rs. 2,91,680-85 the total amount of Sinking Fund is Rs. 6,89,13,696-77.

* Inclusive of Rs. 11,40,540 credited as per S.C.R. No. 2377 of 16-1-57 & C.R. No. 1487 of 21-1-57 and Rs. 5 Lakhs as per S.C.R. No. 2413 of 23-12-57 & C.R. 1445 of 20-1-58.

** Inclusive of Rs. 3,59,460 credited as per S.C.R. No. 2377 of 16-1-57 & C.R. No. 1487 of 21-1-57.

Appendix No. 10—(concl'd)

1	Amount actually invested upto 31st March 1958.				Amount of Interest accrued upto 31st March 1958 collected and invested in 1958-59.	Total of Columns 5 and 6
	Amount of Sinking Fund invested upto 31st March 1957.	Sinking Fund Instalments paid in 1957-58.	Interest, etc., accumulations invested in 1957-58.	Total.		
	Rs. nP.	Rs. nP.	Rs. nP.	Rs. nP.	Rs. nP.	Rs. nP.
Sinking Funds	6,13,32,631 80	1,01,82,043 00	23,08,123 63	7,38,22,798 43		
Deduct—Withdrawn for repayment of Loans				25,10,500 00		
Total Sinking Funds				† 7,13,12,298 43		
In Public Securities as detailed in Appendix No. 16-A				7,13,12,005 56		
In Cash with the State Bank of India				292 87		
Total				7,13,12,298 43	2,91,680 86	7,16,03,979 29

G. V. DAMLE,
Chief Accountant.

V. L. GIDWANI,
Municipal Commissioner.

Statement showing Outstanding Loans due by the Municipality, the interest outstanding on 1st State Bank of India, and in Office during that year

No.	Particulars of Loans.	Rate of Interest.	Balance due on 1st April 1957.		Amount raised in 1957-58.		Total.		Amount re-paid in 1957-58	
			Rs.	nP.	Rs.	nP.	Rs.	nP.	Rs.	nP.
1	2	3	4		5		6		7	
	Loans raised from Government.									
1	150 Lakhs Loan (1925-26)	3½ per cent.	2,22,115	94	A	2,22,115	94	2,22,115	94	2,22,115 94
2	100 Lacs Loan (1953-54)	4½ per cent.	92,73,547	19	E	92,73,547	19	92,73,547	19	2,63,019 24
3	100 Lacs Loan (1953-54)	4½ per cent.	92,73,547	19	E	92,73,547	19	92,73,547	19	2,63,019 24
4	100 Lacs Loan (1954-55)	4½ per cent.	95,25,843	81	E	95,25,843	81	95,25,843	81	2,52,296 64
5	100 Lacs Loan (1954-55)	4½ per cent.	95,25,843	81	E	95,25,843	81	95,25,843	81	2,52,296 64
6	100 Lacs Loan (1955-56)	4½ per cent.	97,67,855	00	E	97,67,855	00	97,67,855	00	2,42,011 16
7	100 Lacs Loan (1955-56)	4½ per cent.	97,67,855	00	E	97,67,855	00	97,67,855	00	2,42,011 16
8	50 Lacs Loan (1955-56)	4½ per cent.	48,83,927	37	E	48,83,927	37	48,83,927	37	1,21,005 71
9	100 Lacs Loan (1956-57)	4 per cent.	1,00,00,000	00	F	1,00,00,000	00	1,00,00,000	00	---
10	100 Lacs Loan (1957-58)	4 per cent.	---	---	G	1,00,00,000	00	1,00,00,000	00	---
	Total Loans raised from Government Rs.		7,22,40,535	31		1,00,00,000	00	8,22,40,535	31	18,57,775 73
	Loans raised from the Public.									
1	The Tansa Water Works Loan (Rs. 147 Lakhs) ...	5 per cent.	5,000 00	00		5,000 00	00	5,000 00	00	(a)
2	25 Lakhs Loan for Sewerage, Water and other Sanitary Works ...	4 per cent.	1,000 00	00		1,000 00	00	1,000 00	00	(a)
3	The 2nd 24½ Lakhs Loan for certain Sewerage Works ...	4 per cent.								(a)
4	The 15 Lakhs Loan for Street Improvements ...	4 per cent.								(a)
5	The 30 Lakhs Loan for the Acquisition of Sites for the Construction of Overbridges ...	4 per cent.	26,000 00	00		26,000 00	00	26,000 00	00	(a)
6	The 70 Lakhs Loan for re-duplication of Tansa Main and other Auxiliary Works ...	4 per cent.	20,63,000 00	00		20,63,000 00	00	20,63,000 00	00	(a)
7	The 20 Lakhs Loan for Street Improvements ...	4 per cent.	2,000 00	00		2,000 00	00	2,000 00	00	(a)
8	The 10 Lakhs Loan for the Conversion of the Storm Water Reservoir at Clerk Road into a Public Park ...	5 per cent.	10,00,000 00	00		10,00,000 00	00	10,00,000 00	00	(a)
9	160 Lakhs Loan for the Improvement of the Water Supply in Bombay (First Issue)	6 per cent.	33,000 00	00		33,000 00	00	33,000 00	00	(a) 9,000 00
10	160 Lakhs Loan for the Improvement of the Water Supply in Bombay (Second Issue).	6 per cent.	37,500 00	00		37,500 00	00	37,500 00	00	(a) 1,500 00
11	Rs. 25 Lakhs Loan (1927-28) ...	5 per cent.	25,00,000 00	00		25,00,000 00	00	25,00,000 00	00	(a) 25,00,000 00
12	Rs. 37 Lakhs Loan (1929-30) ...	5 per cent.	26,21,500 00	00		26,21,500 00	00	26,21,500 00	00	(a)
13	Rs. 31.43 Lakhs Loan for the repayment of Rs. 40 Lakhs Loan due 19th December 1929 ...	5 per cent.	41,500 00	00		41,500 00	00	41,500 00	00	(a)
14	Rs. 28 Lakhs Loan for the repayment of Rs. 39,94,000 out of 6 per cent. 50 Lakhs Loan due 1st August 1929 ...	5 per cent.	2,000 00	00		2,000 00	00	2,000 00	00	(a)
	Loans from Public Carried over Rs.		83,37,500 00					83,37,500 00		25,10,500 00
	Loans from Govt. Carried over Rs.		7,22,40,535 31			1,00,00,000 00		8,22,40,535 31		18,57,775 73

A—These loans are payable out of revenue in annual equal instalments including principal and interest based on the amortization of the loans within a period of 30 years. No Sinking Fund has been created for these loans.

(a) As under the terms of these loans the bonds cannot be repaid to the holders before the dates stipulated in the debentures, the Sinking Fund has been invested as shown in detail in Appendix No. 10

E—These loans are repayable in twenty-five annual equated instalments of principal and interest, the first instalment being payable on the first anniversary date of the drawal of the loan.

F—The loan is repayable in seven annual equated instalments of both principal and interest commencing from 1960-61. The interest on the loan will be paid annually till the payments of equated instalments of the loan commence.

G—This loan is repayable in seven annual equated instalments of both principal and interest commencing from 1961-62. The interest on the loan will be paid annually till the payments of the equated instalments of the loan commence.

No 11.

April 1957 on the different Loans, the amount payable for the year 1957-58 the amount paid by the and the balances outstanding on 31st March 1958.

Balance due on 31st March 1958.		Interest outstanding on 1st April 1957.		Interest payable in 1957-58		Total interest due		Deduct—Interest paid by the State Bank of India and in Office.		Outstanding balance on 31st March 1958	
8		9		10		11		12		13	
Rs.	nP.	Rs.	nP.	Rs.	nP.	Rs.	nP.	Rs.	nP.	Rs.	nP.
...	8,329	35	8,329	35	8,329	35
90,10,527	95	3,94,125	76	3,94,125	76	3,94,125	76
90,10,527	95	3,94,125	76	3,94,125	76	3,94,125	76
92,73,547	17	4,04,848	36	4,04,848	36	4,04,848	36
92,73,547	17	4,04,848	36	4,04,848	36	4,04,848	36
95,25,843	84	4,15,133	84	4,15,133	84	4,15,133	84
95,25,843	84	4,15,133	84	4,15,133	84	4,15,133	84
47,62,921	66	2,07,566	91	2,07,566	91	2,07,566	91
1,00,00,000	00	4,00,000	00	4,00,000	00	4,00,000	00
1,00,00,000	00
8,03,82,759	58	30,44,112	18	30,44,112	18	30,44,112	18
C	5,000 00 5,000 00	2,890	06	2,890	06	2,890	06
C	1,000 00	380	00	380	00	380	00
...	...	420	00	420	00	420	00
...	...	132	00	132	00	132	00
B	26,000 00	16,499	06	16,499	06	16,499	06
	20,63,000 00	6,591	01	82,400	00	88,991	01	84,891	12	4,099	89
	2,000 00	1,318	12	1,318	12	1,318	12
	10,00,000 00	50,000	00	50,000	00	50,000	00
	24,000 00	7,285	56	7,285	56	270	00	7,015	56
	36,000 00	9,900	75	9,900	75	45	00	9,855	75
	26,21,500 00	13,818	87	93,750 00 1,31,075 00	...	93,750 00 1,44,893 87	...	93,750 00 1,31,160 62	...	13,733	25
	41,500 00	3,977	31	3,977	31	3,977	31
	2,000 00	408	50	408	50	408	50
	56,27,000 00	63,621	24	3,57,225	00	4,20,846	24	3,60,116	74	60,729	50
	8,03,82,759	58	...	30,44,112	18	30,44,112	18	30,44,112	18

B—Debentures in respect of these loans have remained unpaid owing to their not having been surrendered for repayment upto 31st March 1957. The Debentures do not carry interest from and after the due dates and will be paid when surrendered for repayment by the holders, out of the Sinking Fund Investments.

C—Stoppage is recorded against these Debentures.

Appendix

No.	Particulars of Loans.	Rate of Interest.	Balance due on 1st April 1957.		Amount raised in 1957-58.			Total.		Amount re-paid in 1957-58	
			Rs.	nP.	Rs.	a.	p.	Rs.	nP.	Rs.	nP.
	2	3	4		5		6		7		
	Loans from Govt. Brought forward ...		Rs. 7,22,40,535	nP. 31	Rs. 1,00,00,000	a. 0 p. 0	Rs. 8,22,40,535	nP. 31	Rs. 18,57,775	nP. 73	
	Loans from Public Brought forward ...		83,37,500	00			83,37,500	00	25,10,500	00	
	Loans raised from the Public—contd.										
15	Rs. 40 Lakhs Loan (1930-31) ...	6 per cent.	21,000	00			21,000	00	(a)		
16	Rs. 9 Lakhs Loan (1935-36) ...	3½ per cent.	9,00,000	00			9,00,000	00	(a)		
17	Rs. 24½ Lakhs Loan (1936-37) ...	3 per cent.	24,50,000	00			24,50,000	00	(a)		
18	Rs. 30 Lakhs Loan (1937-38) ...	3 per cent.	30,00,000	00			30,00,000	00	(a)		
19	Rs. 30 Lakhs Loan (1938-39) ...	3 per cent.	30,00,000	00			30,00,000	00	(a)		
20	Rs. 64 Lakhs Loan (1939-40) ...	3 per cent.	64,00,000	00			64,00,000	00	(a)		
21	Rs. 48 Lakhs Loan (1940-41) ...	3½ per cent.	48,00,000	00			48,00,000	00	(a)		
22	Rs. 25 Lakhs Loan (1941-42) ...	3½ per cent.	25,00,000	00			25,00,000	00	(a)		
23	Rs. 20 Lakhs Loan (1943-44) ...	3½ per cent.	20,00,000	00			20,00,000	00	(a)		
24	Rs. 22 Lakhs Loan (1944-45) ...	3½ per cent.	22,00,000	00			22,00,000	00	(a)		
25	Rs. 25 Lakhs Loan (1945-46) ...	3½ per cent.	25,00,000	00			25,00,000	00	(a)		
26	Rs. 54 Lakhs Loan (1946-47) ...	3 per cent.	54,00,000	00			54,00,000	00	(a)		
27	Rs. 75 Lakhs Loan (1947-48) ...	3½ per cent.	75,00,000	00			75,00,000	00	(a)		
28	Rs. 61 Lakhs Loan (1948-49) ...	3 per cent.	61,00,000	00			61,00,000	00	(a)		
29	Rs. 1.25 Crores Loan of 1949 ...	3½ per cent.	88,14,500	00			88,14,500	00	(a)		
30	Rs. 2 Crores Loan (1950-51) ...	3½ per cent.	2,00,00,000	00			2,00,00,000	00	(a)		
31	Second instalment of Rs. 10 Lakhs Loan out of Rs. 3 Crores Loan of 1949-50 ...	3½ per cent.	10,00,000	00			10,00,000	00	(a)		
32	Rs. 80 Lakhs Loan (1950-51) ...	3½ per cent.	80,00,000	00			80,00,000	00	(a)		
33	Rs. 17.97 Lakhs Loan for repayment of Rs. 40 lakhs Loan (1930-31) due for repayment on 1st December 1950 ...	3 per cent.	17,97,000	00			17,97,000	00	(a)		
34	Rs. 1.75,34,000 Loan 1951-52 out of Rs. 420 Lakhs Loan ...	3½ per cent.	1,75,34,000	00			1,75,34,000	00	(a)		
35	Rs. 33 Lakhs Loan 1951-52 out of Rs. 420 Lakhs Loan ...	3½ per cent.	33,00,000	00			33,00,000	00	(a)		
36	Rs. 60 Lakhs Loan 1951-52 out of Rs. 420 Lakhs Loan ...	3½ per cent.	60,00,000	00			60,00,000	00	(a)		
37	Rs. 2,44,14,500 Loan 1952-53 out of Rs. 419 Lacs. Loan ...	4 per cent.	2,44,14,500	00			2,44,14,500	00	(a)		
38	Rs. 69 Lacs. Loan 1952-53 out of Rs. 419 Lacs. Loan ...	4 per cent.	69,00,000	00			69,00,000	00	(a)		
39	Rs. 35 Lacs. Loan 1952-53 out of Rs. 419 Lacs. Loan ...	4 per cent.	35,00,000	00			35,00,000	00	(a)		
40	Rs. 110 Lacs Loan 1953-54 ...	4 per cent.	1,10,00,000	00			1,10,00,000	00	(a)		
41	Rs. 85 do. 1953-54 ...	4 per cent.	85,00,000	00			85,00,000	00	(a)		
42	Rs. 50 do. 1953-54 ...	4 per cent.	50,00,000	00			50,00,000	00	(a)		
43	Rs. 1,92,49,000 Loan 1954-55 ...	4 per cent.	1,92,49,000	00			1,92,49,000	00	(a)		
44	Rs. 70 Lacs Loan 1954-55 ...	4 per cent.	70,00,000	00			70,00,000	00	(a)		
45	Rs. 180 Lacs Loan 1955-56 ...	4 per cent.	1,80,00,000	00			1,80,00,000	00	(a)		
46	Rs. 30 Lacs Loan out of Rs. 60 Lacs Loan 1955-56 ...	4 per cent.	30,00,000	00			30,00,000	00	(a)		
47	Rs. 1,15,50,000 Loan 1956-57 ...	4 per cent.	1,15,50,000	00			1,15,50,000	00	(a)		
48	Rs. 130 Lacs Loan 1956-57 ...	4 per cent.	1,30,00,000	00			1,30,00,000	00	(a)		
49	Rs. 1,14,10,500 Loan 1957-58 ...	4½ per cent.			1,14,10,500	00	1,14,10,500	00	(a)		
50	Rs. 100 Lacs Loan 1957-58 ...	4½ per cent.			1,00,00,000	00	1,00,00,000	00	(a)		
	Total Loans raised from the public ...	Total ...	25,46,67,500	00	2,14,10,500	00	27,60,78,000	00	25,10,500	00	
	Advances from Special Funds for Capital Works.										
1	Rs. 8½ lakhs Advance from Plant and Machinery Depreciation Fund (1931-32) ...	5 per cent.	2,31,699	00			2,31,699	00	41,932	05	
2	Rs. 13 lakhs Advance from Special Fund (1932-33) ...										
3	Rs. 8 lakhs from Renewal of Road Surfaces Fund ...	4½ per cent.	2,49,334	12			2,49,334	12	37,119	96	
4	Rs. 1½ lakhs from Plant and Machinery Depreciation Fund ...	4½ per cent.	46,739	00			46,739	00	6,960	74	
5	Rs. 11 lakhs Advance from Special Funds (1933-34) ...	4½ per cent.	1,26,618	19			1,26,618	19	15,789	18	
6	Rs. 5 lakhs from Municipal Fire and Accident Insurance Fund ...	4 per cent.	1,73,551	56			1,73,551	56	21,972	94	
7	Rs. 3 lakhs from Renewal of Road Surfaces Fund ...	4 per cent.	1,16,807	75			1,16,807	75	12,676	69	
8	Advance of Rs. 2,61,520.25 from Net Premium fund for repayment of an advance from Fines Fund ...	4 per cent.	1,04,131	06			1,04,131	06	13,183	76	
9	Rs. 8.69 lakhs Advance from Special Funds ...	4 per cent.	1,94,679	38			1,94,679	38	21,127	83	
10	Rs. 3.69 lakhs from Net Premium Fund ...	4 per cent.	1,58,674	88			1,58,674	88	14,992	60	
11	Advances from Land Sales Reserve Fund ...	3 per cent.	2,65,275	06			2,65,275	06	85,826	75	
12	Advance of Rs. 3,81,662 from Fire and Accident Insurance Fund ...	3 per cent.	1,26,554	56			1,26,554	56	40,946	36	
	Advance of Rs. 2,07,378 from Net Premium fund for repayment of Rs. 28 Lacs Loan due on 1-8-1954 ...	4 per cent.	1,29,270	75			1,29,270	75	41,412	17	
	Total Advances ...		19,23,335	31			19,23,335	31	3,53,940	43	
	Total Carried over...		32,88,31,370	62	3,14,10,500	00	36,02,41,870	62	47,22,216	16	

(a) As under the terms of these loans the bonds cannot be repaid to the holders before the dates stipulated in the debentures, the Sinking Fund has been invested as shown in detail in Appendix No. 10.

No. 11—continued.

Balance due on 31st March 1958.	Interest outstanding on 1st April 1957	Interest payable in 1957-58.	Total Interest due.	Deduct—Interest paid by the State Bank of India and in Office.	Outstanding Balance on 31st March 1958
8	9	10	11	12	13
Rs. nP.	Rs. nP.	Rs. nP.	Rs. nP.	Rs. a. nP.	Rs. np.
8,03,82,759 58	...	30,44,112 18	30,44,112 18	30,44,112 18	...
58,27,000 00	63,621 24	3,57,225 00	4,20,846 24	3,60,116 74	69,729 50
21,000 00	11,383 75	...	11,383 75	...	11,383 75
9,00,000 00	...	31,500 00	31,500 00	31,500 00	...
24,50,000 00	...	73,500 00	73,500 00	73,500 00	...
30,00,000 00	...	90,000 00	90,000 00	90,000 00	...
30,00,000 00	...	90,000 00	90,000 00	90,000 00	...
64,00,000 00	...	1,92,000 00	1,92,000 00	1,92,000 00	...
48,00,000 00	...	1,68,000 00	1,68,000 00	1,68,000 00	...
25,00,000 00	...	87,500 00	87,500 00	87,500 00	...
20,00,000 00	...	70,000 00	70,000 00	70,000 00	...
22,00,000 00	...	77,000 00	77,000 00	77,000 00	...
25,00,000 00	...	87,500 00	87,500 00	87,500 00	...
54,00,000 00	...	1,62,000 00	1,62,000 00	1,62,000 00	...
75,00,000 00	11,951 75	2,43,750 00	2,55,701 75	2,54,157 91	1,543 77
61,00,000 00	...	1,83,000 00	1,83,000 00	1,83,000 00	*0 07
88,14,500 00	82,996 62	2,86,472 00	3,69,468 62	3,10,503 91	58,960 28
2,00,00,000 00	23,514 87	6,50,000 00	6,73,514 87	6,51,186 63	*4 43
10,00,000 00	...	32,500 00	32,500 00	32,500 00	22,327 95
80,00,000 90	...	2,60,000 00	2,60,000 00	2,60,000 00	*0 29
17,97,000 00	...	53,910 00	53,910 00	53,910 00	...
1,75,34,000 00	9,417 06	6,57,525 00	6,66,942 06	6,54,246 65	12,694 58
33,00,000 00	928 12	1,23,750 00	1,24,678 12	1,24,678 11	*0 83
60,00,000 00	...	2,25,000 00	2,25,000 00	2,25,000 00	*0 01
2,44,14,500 00	1,47,267 25	9,76,580 00	11,23,847 25	10,23,652 25	1,00,195 00
69,00,000 00	...	2,76,000 00	2,76,000 00	2,76,000 00	...
35,00,000 00	2,362 37	1,40,117 00	1,42,479 37	1,40,162 37	2,317 00
1,10,00,000 00	73,712 37	4,40,000 00	5,13,712 37	4,60,109 54	53,602 83
85,00,000 00	...	3,40,000 00	3,40,000 00	3,40,000 00	...
50,00,000 00	...	2,00,000 00	2,00,000 00	2,00,000 00	...
1,92,49,000 00	96,099 75	7,69,960 00	8,66,059 75	8,16,122 75	49,936 99
70,00,000 00	...	2,80,000 00	2,80,000 00	2,80,000 00	*0 01
1,80,00,000 00	61,768 56	7,20,000 00	7,81,768 56	7,38,254 31	43,514 25
30,00,000 00	...	1,20,000 00	1,20,000 00	1,20,000 00	...
1,15,50,000 00	...	4,62,000 00	4,62,000 00	4,54,648 00	7,352 00
1,30,00,000 00	...	5,20,000 00	5,20,000 00	5,06,000 00	*14,000 00
1,14,10,500 00	...	10,00,000 00	10,00,000 00
1,00,00,000 00	*10,00,000 00
27,35,67,500 00	5,85,023 71	1,04,46,789 00	1,10,31,812 71	95,93,249 17	4,24,557 90
					*10,14,005 64
1,89,766 95	...	11,584 95	11,584 95	11,584 95	...
**2,12,214 16	...	11,220 04	11,220 04	11,220 04	...
39,778 26	...	2,103 26	2,103 26	2,103 26	...
1,10,829 01	...	5,697 82	5,697 82	5,697 82	...
1,51,578 62	...	6,942 06	6,942 06	6,942 06	...
*1,04,131 06	...	4,672 31	4,672 31	4,672 31	...
90,947 30	...	4,165 24	4,165 24	4,165 24	...
1,73,551 55	...	7,787 17	7,787 17	7,787 17	...
1,43,682 88	...	6,347 00	6,347 00	6,347 00	...
1,79,448 31	...	7,958 25	7,958 25	7,958 25	...
85,608 20	...	3,796 64	3,796 64	3,796 64	...
87,858 58	...	5,170 83	5,170 83	5,170 83	...
15,69,394 88	...	77,445 57	77,445 57	77,445 57	...
35,55,19,654 46	5,85,023 71	1,35,68,346 75	1,41,53,370 46	1,27,14,806 92	4,24,557 90
					*10,14,005 64

* To be treated as Savings.

† The provision of interest was made for the half year on the basis of Rs. 5 Crores Loan.

** Balances are transferred to Land Reclamation and Acquisition Fund on 31-3-1958 as per S.C.R. No. 2542 of 30-1-1957 and C.R. No. 1623 of 7-2-1957.

No.	Particulars of Loans.	Rate of Interest.	Balance due on 1st April 1957.		Amount raised in 1957-58.		Total.		Amount repaid in 1957-58.	
			Rs.	nP.	Rs.	nP.	Rs.	nP.	Rs.	nP.
1	2	3	4		5		6		7	
			Rs.	nP.	Rs.	nP.	Rs.	nP.	Rs.	nP.
	Total brought forward ...		32,88,31,770	62	3,14,10,500	00	36,02,41,870	62	47,22,216	16
	Advances from different Funds for purchase of Plant and Machinery									
13	Advance of Rs. 43,200 taken from Net Premia fund in 1941-42 ...	3 per cent.	6,281	19			6,281	19	3,692	56
14	Advance of Rs. 1,08,567-31 taken from Net Premia fund in 1946-47 ...	3 per cent.	48,726	13			48,726	13	7,015	22
15	Advance of Rs. 97,972-25 taken from Net Premia fund in 1947-48 ...	3 per cent.	20,256	81			20,256	81	9,981	30
16	Advance of Rs. 93,034-84 taken from Net Premia fund in 1948-49. ...	3 per cent.	40,054	59			40,054	59	7,547	36
17	Advance of Rs. 1,23,619-16 taken from Net Premia fund in 1949-50 ...	3 per cent.	62,967	47			62,967	47	9,734	98
18	Advance of Rs. 53,323-69 taken from Fire & Accident Insurance fund in 1949-50 ...	3 per cent.	31,353	31			31,353	31	3,526	40
19	Advance of Rs. 8,08,361-22 taken from Net Premia Fund in 1952-53 ...	4 per cent.	1,74,595	35			1,74,595	35	1,74,595	35
20	Advance of Rs. 3,52,682-70 taken from Municipal Fire and Accident Insurance Fund in 1952-53 ...	4 per cent.	76,171	27			76,171	27	76,171	27
21	Advance of Rs. 424-50 taken from K.E.M. Hospital and G. S. M. College Research Fund in 1952-53 ...	4 per cent.	89	69			89	69	89	69
22	Advance of Rs. 4,12,789-19 taken from Hospital Fund in 1952-53 ...	4 per cent.	89,155	81			89,155	81	89,155	81
23	Advance of Rs. 16,905-87 taken from Slum Service Fund in 1952-53 ...	4 per cent.	3,563	69			3,563	69	3,563	69
24	Advance of Rs. 43,220-94 taken from Garden Fund in 1952-53 ...	4 per cent.	9,333	44			9,333	44	9,333	44
25	Advance of Rs. 81,088-50 taken from Depreciation Fund for replacement of Plant and Machinery in 1952-53 ...	4 per cent.	17,512	81			17,512	81	17,512	81
26	Advance of Rs. 5,42,539-87 taken from Plant and Machinery Depreciation Fund in 1952-53 ...	4 per cent.	1,17,178	44			1,17,178	44	1,17,178	44
27	Advance of Rs. 26,504-25 taken from Precast Concrete Slabs Pavement Renewal Fund in 1952-53 ...	4 per cent.	5,722	87			5,722	87	5,722	87
28	Advance of Rs. 68,874-25 taken from K. E. M. Hospital and G. S. M. College Equipment Fund in 1952-53 ...	4 per cent.	14,876	19			14,876	19	14,876	19
29	Advance of Rs. 1,90,955-09 taken from Renewal of Road Surfaces Fund in 1952-53 ...	4 per cent.	41,242	59			41,242	59	41,242	59
30	Advance of Rs. 3,04,224-89 taken from Net Premia Fund in 1953-54 ...	4 per cent.	1,28,887	67			1,28,887	67	63,182	49
31	Advance of Rs. 4,36,209-86 taken from Fire and Accident Insurance Fund in 1953-54 ...	4 per cent.	1,84,806	86			1,84,806	85	98,592	73
32	Advance of Rs. 23,000 taken from K. E. M. Hospital and G. S. M. College Equipment Fund in 1953-54 ...	4 per cent.	9,742	56			9,742	56	4,777	30
33	Advance of Rs. 3,26,210-25 taken from Hospital Fund in 1953-54 ...	4 per cent.	1,38,203	88			1,38,203	88	67,747	85
34	Advance of Rs. 2,961-25 taken from Slum Service Fund in 1953-54 ...	4 per cent.	1,252	00			1,252	00	615	92
35	Advance of Rs. 43,929-47 taken from Garden Fund in 1953-54 ...	4 per cent.	18,610	72			18,610	72	9,123	57
36	Advance of Rs. 2,39,815-37 taken from Depreciation Fund for replacement of Plant and Machinery in 1953-54 ...	4 per cent.	1,01,602	25			1,01,602	25	49,804	91
37	Advance of Rs. 2,65,452-75 taken from Plant and Machinery Depreciation Fund in 1953-54 ...	4 per cent.	1,12,463	50			1,12,463	50	55,129	46
38	Advance of Rs. 71,817-25 taken from Pre-cast Concrete Slab Pavement Renewal Fund in 1953-54 ...	4 per cent.	30,423	88			30,423	88	14,91	05
39	Advance of Rs. 4,909-44 taken from G.S.M. College and K.E.M. Hospital Research Fund in 1953-54 ...	4 per cent.	2,079	31			2,079	31	1,019	83
	Total Carried over ...		14,87,154	28			14,87,154	28	9,47,250	08
	Total Carried over ...		32,88,31,370	62	3,14,10,500	00	36,02,41,870	62	47,22,216	16

No. 11—contd.

Balance due on 31st March 1958.	Interest outstanding on 1st April 1957	Interest payable in 1957-58	Total Interest due.	Deduct-Interest paid by the State Bank of India and in Office.	Outstanding Balance on 31st March 1958
8	9	10	11	12	13
Rs. nP.	Rs. nP.	Rs. nP.	Rs. nP.	Rs. nP.	Rs. nP.
35,55,19,654 46	5,85,023 71	1,35,68,346 75	1,41,53,370 46	1,27,14,806 92	4,24,557 90 *10,14,005 64
3,188 63	...	188 44	188 44	188 44	
41,710 91	...	1,461 78	1,461 78	1,461 78	
10,275 51	...	607 70	607 70	607 70	
32,507 23	...	1,201 64	1,201 64	1,201 64	
53,232 49	...	1,889 02	1,889 02	1,889 02	
27,826 91	...	940 60	940 60	940 60	
...	...	6,983 81	6,983 81	6,983 81	
...	...	3,046 85	3,046 85	3,046 85	
...	...	3 59	3 59	3 59	
...	...	3,566 23	3,566 23	3,566 23	
...	...	142 55	142 55	142 55	
...	...	373 33	373 33	373 33	
...	...	700 51	700 51	700 51	
...	...	4,687 14	4,687 14	4,687 14	
...	...	228 91	228 91	228 91	
...	...	595 05	595 05	595 05	
...	...	1,649 70	1,649 70	1,649 70	
65,705 18	...	5,155 51	5,155 51	5,155 51	
94,214 13	...	7,392 27	7,392 27	7,392 27	
4,965 26	...	389 70	389 70	389 70	
70,456 03	...	5,528 15	5,528 15	5,528 15	
** 636 08	...	50 08	50 08	50 08	
** 9,487 15	...	744 43	744 43	744 43	
** 51,797 34	...	4,064 09	4,064 09	4,064 09	
57,331 04	...	4,498 54	4,498 54	4,498 54	
** 15,507 83	...	1,216 95	1,216 95	1,216 95	
1,059 48	...	83 17	83 17	83 17	
5,39,904 20	...	57,389 74	57,389 74	57,389 74	
35,55,19,654 46	5,85,023 71	1,35,68,346 75	1,41,53,370 46	1,27,14,806 92	4,24,557 90 *10,14,005 64

* To be treated as savings.

** Balances are transferred to land Reclamation and Acquisition Fund on 31-3-1958 as per S.C.R. No. 2542 of 30-1-57. and C.R. No. 1623 of 7-2-1957.

No.	Particulars of Loans .	Rate of Interest.	Balance due on 1st April 1957.	Amount raised in 1957-58.	Total.	Amount repaid in 1957-58.
1	2	3	4	5	6	7
			Rs. nP.	Rs. nP.	Rs. nP.	Rs. nP.
	Total brought forward ...		32,88,31,370 62	3,14,10,500 00	36,02,41,870 62	47,22,216 16
	Advances brought forward ...		14,87,154 28		14,87,154 28	9,47,250 08
40	Advance of Rs. 1,49,539.12 taken from Renewal of Road Surface Fund in 1953-54 ...	4 per cent.	63,353 50		63,353 50	31,056 86
41	Advance of Rs. 12,513-53 from the Net Premia Fund in 1954-55 ...	4 per cent.	7,800 22		7,800 22	2,498 99
42	Advance of Rs. 1,11,429-01 from Municipal Fire & Accident Insurance Fund in 1954-55 ...	4 per cent.	69,460 44		69,460 44	22,251 58
43	Advance of Rs. 21,586-77 from Hospital Fund in 1954-55 ...	4 per cent.	13,456 33		13,456 33	4,310 75
44	Advance of Rs. 98,061-50 from Slum Service Fund in 1954-55 ...	4 per cent.	61,126 25		61,126 25	19,582 95
45	Advance of Rs. 18,541-59 from Garden Fund in 1954-55 ...	4 per cent.	11,558 03		11,558 03	3,702 68
46	Advance of Rs. 1,15,656-25 from Depreciation Fund for replacement of Plant and Machinery Purchased out of Loan Funds in 1954-55 ...	4 per cent.	72,094 62		72,094 62	23,096 22
47	Advance of Rs. 1,62,294-81 from Plant and Machinery Depreciation Fund in 1954-55 ...	4 per cent.	1,01,167 88		1,01,167 88	32,409 28
48	Advance of Rs. 35,575-56 from Precast Concrete Slab Pavement Renewal Fund in 1954-55 ...	4 per cent.	22,174 88		22,174 88	7,105 01
49	Advance of Rs. 39-00 from G. S. M. College and K. E. M. Hospital Reserach Fund in 1954-55 ...	4 per cent.	23 81		23 81	8 05
50	Advance of Rs. 2,43,019-81 from Renewal of Road Surfaces Fund in 1954-55 ...	4 per cent.	1,51,488 75		1,51,488 75	48,529 45
51	Advance of Rs. 2,99,153-00 from the Net Premia Fund. in 1955-56 ...	4 per cent.	2,43,921 12		2,43,921 12	57,441 16
52	Advance of Rs. 2,83,210-90 from Municipal Fire and Accident Insurance Fund. in 1955-56 ...	4 per cent.	2,30,922 33		2,30,922 33	54,380 11
53	Advance of Rs. 86,422-25 from Hospital Fund. in 1955-56 ...	4 per cent.	70,466 13		70,466 13	16,594 36
54	Advance of Rs. 41,655-12 from Slum Service Fund. in 1955-56 ...	4 per cent.	33,964 38		33,964 38	7,998 43
55	Advance of Rs. 65,979-77 from Garden Fund. in 1955-56 ...	4 per cent.	53,797 96		53,797 96	12,669 08
56	Advance of Rs. 2,18,692-81 from Depreciation Fund for replacement of Plant and Machinery Purchased out of Loan Funds. in 1955-56 ...	4 per cent.	1,78,316 56		1,78,316 56	41,991 34
57	Advance of Rs. 3,41,793-94 from Plant and Machinery Depreciation Fund. in 1955-56 ...	4 per cent.	2,78,688 69		2,78,688 69	65,629 45
58	Advance of Rs. 93,893-25 from Precast Concrete Slab Pavement Renewal Fund. in 1955-56 ...	4 per cent.	76,558 00		76,558 00	18,028 68
59	Advance of Rs. 4,030-50 from G. S. M. College and K.E.M. Hospital Equip-ment Fund in 1955-56 ...	4 per cent.	3,285 75		3,285 75	774 57
60	Advance of Rs. 1,356-75 from Renewal of Road Surfaces Fund in 1955-56 ...	4 per cent.	1,106 00		1,106 00	260 76
61	Advance of Rs. 52,538-25 from, Net Premia Fund in 1956-57 ...	4 per cent.	52,538 25		52,538 25	9,700 47
62	Advance of Rs. 1,37,489-44 from Municipal Fire and Accident Insurance Fund in 1956-57 ...	4 per cent.	1,37,489 44		1,37,489 44	25,384 42
63	Advance of Rs. 6,809-25 from K.E. M. Hospital and G. S. M. College Equip-ment Fund in 1956-57 ...	4 per cen	6,809 25		6,809 25	1,257 63
64	Advance of Rs. 1,82,225-81 from Hospital Fund in 1956-57 ...	4 per cent.	1,82,225 81		1,82,225 81	33,643 97
65	Advance of Rs. 19,059-86 from Slum-Service Fund in 1956-57 ...	4 per cent.	19,059 86		19,059 86	3,519 61
66	Advance of Rs. 581-50 from Garden Fund in 1956-57 ...	4 per cent.	581 50		581 50	107 74
67	Advance of Rs. 15,141-25 from Deprecia-tion Fund for replacement of Plant and Machinery purchased out of Loan Funds. in 1956-57 ...	4 per cent.	15,141 25		15,141 25	2,796 35
			36,45,731 27	...	36,45,731 27	14,93,980 03
	Total ...		32,88,31,370 62	3,14,10,500 00	36,02,41,870 62	47,22,216 16

No. 11—(Contd.)

Balance due on 31st March 1958.	Interest outstanding on 1st April 1957.	Interest payable in 1957-58.	Total Interest due.	Deduct-Interest paid by the State Bank of India and in Office.	Outstanding Balance on 31st March 1958.
8	9	10	11	12	13
Rs. nP.	Rs. nP.	Rs. nP.	Rs. nP.	Rs. nP.	Rs. nP.
35,55,19,654 46	5,85,023 71	1,35,68,346 75	1,41,53,370 46	1,27,14,806 92	4,24,557 90 * 10,14,005 64
5,39,904 20		57,389 74	57,389 74	57,339 74	
**32,296 64		2,534 14	2,534 14	2,534 14	
5,301 23		312 01	312 01	312 01	
47,208 86		2,778 42	2,778 42	2,778 42	
9,145 58		538 25	538 25	538 25	
**41,543 30		2,445 05	2,445 05	2,445 05	
**7,855 35		462 32	462 32	462 32	
**48,998 40		2,883 78	2,883 78	2,883 78	
68,758 60		4,046 72	4,046 72	4,046 72	
**15,069 87		886 99	886 99	886 99	
15 76		0 95	0 95	0 95	
**1,02,959 30		6,059 55	6,059 55	6,059 55	
1,86,479 96		9,756 84	9,756 84	9,756 84	
1,76,542 22		9,236 89	9,236 89	9,236 89	
53,871 77		2,818 64	2,818 64	2,818 64	
**25,965 95		1,358 57	1,358 57	1,358 57	
**41,128 88		2,151 92	2,151 92	2,151 92	
**1,36,325 22		7,132 66	7,132 66	7,132 66	
2,13,059 24		11,147 55	11,147 55	11,147 55	
**58,529 32		3,062 32	3,062 32	3,062 32	
2,511 18		131 43	131 43	131 43	
**845 24		44 24	44 24	44 24	
42,837 78		2,101 53	2,101 53	2,101 53	
1,12,105 02		5,499 58	5,499 58	5,499 58	
5,551 62		272 37	272 37	272 37	
1,48,581 84		7,289 03	7,289 03	7,289 03	
**15,540 25		762 39	762 39	762 39	
** 473 76		23 26	23 26	23 26	
**12,314 90		605 65	605 65	605 65	
21,51,751 24		1,43,732 79	1,43,732 79	1,43,732 79	
35,55,19,654 46	5,85,023 71	1,35,68,346 75	1,41,53,370 46	1,27,14,806 92	4,24,557 90 * 10,14,005 64

* To be treated as savings.

** Balances are transferred to land Reclamation and Acquisition Fund on 31-3-1958 as per S.C.R. No. 2542 of 31-1-1957, and C.R. No. 1623 of 7-2-1957

No.	Particulars of Loans	Rate of Interest		Balance due on 1st April 1957		Amount raised in 1957-58		Total	Amount repaid in 1957-58		
		Rs.	nP.	Rs.	nP.	Rs.	nP.		Rs.	nP.	
1	2	3		4		5		6		7	
		Rs.	nP.	Rs.	nP.	Rs.	nP.	Rs.	nP.	Rs.	nP.
	Total brought forward ...			32,88,31,370	62	3,14,10,500	00	36,02,41,870	62	47,22,216	16
	Advances brought forward ...			36,45,731	27			36,45,731	27	14,93,980	03
68	Advance of Rs. 3,20,010-06 from Plant and Machinery Depreciation Fund. in 1956-57	4 per cent.		3,20,010	06			3,20,010	06	59,082	60
69	Advance of Rs. 43,008-11 from Precast concrete slabs Pavement Renewal Fund in 1956-57	4 per cent.		43,008	11			43,008	11	7,940	68
70	Advance of Rs. 80,213-89 from G.S.M. College and K.E.M. Hospital Research Fund. in 1955-57	4 per cent.		80,213	89			80,213	89	14,809	44
71	Advance of Rs. 22,081-81 from Renewal of Road Surfaces Fund. in 1956-57	4 per cent.		22,081	81			22,081	81	4,076	73
72	Advance of Rs. 1,91,139-05 from Net Premia Fund in 1957-58	4½ per cent.		...		1,91,139	05	1,91,139	05	...	
72	Advance of Rs. 45,237-65 from Municipal Fire and Accident Insurance Fund in 1957-58.	4½ per cent.		...		45,237	65	45,237	65	...	
73	Advance of Rs. 2,16,430-01 from Hospital Fund in 1957-58.	40 per cent.		...		2,16,430	01	2,16,420	01	...	
74	Advance of Rs. 13,125-19 from Slum Service Fund in 1957-58	40 per cent.		...		13,125	19	13,125	19	...	
75	Advance of Rs. 5,254-15 from Garden in 1957-8.	4½ per cent.		...		1,830	46	1,830	46	...	
76	Advance of Rs. 18,302-81 from Depreciation Fund for replacement of Plant and Machinery purchased out of Loan Funds in 1957-58.	4½ per cent.		...		18,302	81	18,302	81	...	
77	Advance of Rs. 7,16,16,592-29 from Plant and Machinery Depreciation Fund in 1957-58	4½ per cent.		...		7,16,592	29	7,16,592	29	...	
78	Advance of Rs. 53,706-12 from Precast Concrete slabs Pavement Renewal Fund	4½ per cent.		...		53,706	12	53,706	12	...	
79	Advance of Rs. 93,000-00 from G. S. M. College and K. E. M. Hospital Research Fund in 1957-58.	4½ per cent.		...		93,000	00	93,000	00	...	
80	Advance of Rs. 13,000-00 from G. S. M. College and K. E. M. Hospital Equipment Fund in 1957-58.	4½ per cent.		...		13,000	00	13,000	00	...	
81	Advance of Rs. 12,917-70 from Renewal of Road Surfaces Fund in 1957-58.	4½ per cent.		...		12,917	70	12,917	70	...	
	Total ...			41,11,045	14	13,75,281	28	54,86,326	42	15,79,889	48
	Advances from Net Premia Fund for meeting expenditure on Renewal of Road Surface for which no provision exists in the Renewal of Road Surfaces Fund—										
82	Advance of Rs. 26,072-62 taken in 1943-44	3 per cent.		4,179	19			4,179	19	2,058	62
83	Advance of Rs. 38,571-44 taken in 1944-45	3 per cent.		9,139	12			9,139	12	2,956	83
84	Advance of Rs. 94,206-44 taken in 1945-46	3 per cent.		29,311	75			29,311	75	7,013	65
85	Advance of Rs. 41,427-37 taken in 1946-47	3 per cent.		30,133	38			30,133	38	1,324	00
85	Advance of Rs. 2,10,967-50 taken in 1947-48	3 per cent.		95,732	94			95,732	94	14,800	01
87	Advance of Rs. 6962-19 taken in 1948-49	3 per cent.		3,626	44			3,626	44	475	21
88	Advance of Rs. 69-25 taken in 1949-50	3 per cent.		39	06			39	06	4	83
89	Advance of Rs. 5,83,395-81 taken in 1950-51	3½ per cent.		3,82,930	19			3,82,930	19	37,312	77
90	Advances of Rs. 2,04,259-50 taken in 1951-52.	3½ per cent.		1,48,252	06			1,48,252	06	12,492	55
91	Advance of Rs. 1,24,962-19 taken in 1952-53.	4 per cent.		98,457	94			98,457	94	7,301	68
92	Advance of Rs. 1,74,169-50 taken in 1953-54.	4 per cent.		1,47,017	19			1,47,017	19	9,784	31
93	Advance of Rs. 1,23,479-73 taken in 1954-55	4 per cent.		1,10,899	42			1,10,899	42	6,670	02
	Total ...			10,59,718	68			10,59,718	68	1,02,194	48
	Advances from Net Premia Fund for the purchase of Indian Military Hospital at Dharavi										
94	Advance of Rs. 1,99,448-75 taken in 1947-48	3 per cent.		22,695	37			22,695	37	22,695	37
95	Advance of Rs. 1,11,105-25 taken in 1948-49	3 per cent.		24,809	63			24,809	63	12,280	71
96	Advance of Rs. 1,85,903-97 taken in 1949-50	3 per cent.		61,642	72			61,642	72	19,944	72
97	Advance of Rs. 45,012-19 taken in 1950-51	3½ per cent.		19,743	00			19,743	00	4,703	35
98	Advance of Rs. 1028-69 taken in 1951-52	3½ per cent.		557	50			557	50	105	09
	Total ...			1,29,448	22			1,29,448	22	59,729	24
	Total Advances from Special Funds ...			53,00,212	04	13,75,281	28	66,75,493	32	17,41,813	20
	Grand Total ...			33,41,31,582	66	3,27,85,781	28	36,69,17,363	94	64,64,029	36

No. 11—(Concl'd.)

Balance due on 31st March 1958		Interest outstanding on 1st April 1957		Interest payable in 1957-58		Total Interest due		Deduct-Interest paid by the State Bank of India and in Office		Outstanding Balance on 31st March 1958	
8		9		10		11		12		13	
Rs.	nP.	Rs.	nP.	Rs.	nP.	Rs.	nP.	Rs.	nP.	Rs.	nP.
35,55,19,654	46	5,85,023	71	1,35,68,346	75	1,41,53,370	46	1,27,14,806	92	4,24,557	90
										*10,14,005	64
21,52,751	24	...		1,43,732	79	1,43,732	79	1,43,732	79	...	
3,20,010	46	...		12,800	40	12,800	40	12,800	40	...	
**43,608	43	...		1,720	32	1,720	32	1,720	32	...	
80,213	45	...		3,208	56	3,208	56	3,208	56	...	
**22,081	08	...		883	27	883	27	883	27	...	
1,91,139	05	
45,237	96	
2,16,430	01	
13,125	19	
1,830	46	
18,302	81	
7,16,592	29	
53,706	12	
93,000	00	
13,000	00	
12,917	70	
39,06,436	94	...		1,62,345	34	1,62,345	34	1,62,345	34	...	
2,120	57	...		125	38	125	38	125	38	...	
6,182	29	...		274	17	274	17	274	17	...	
22,298	10	...		879	35	879	35	879	35	...	
28,809	38	...		904	00	904	00	904	00	...	
80,932	93	...		2,871	99	2,871	99	2,871	99	...	
3,151	23	...		108	79	108	79	108	79	...	
34	23	...		1	17	1	17	1	17	...	
3,45,617	42	...		12,445	23	12,445	23	12,445	23	...	
1,35,759	51	...		5,559	45	5,559	45	5,559	45	...	
91,156	26	...		3,938	32	3,938	32	3,938	32	...	
1,37,232	88	...		5,880	69	5,880	69	5,880	69	...	
1,04,229	40	...		4,435	98	4,435	98	4,435	98	...	
9,57,524	20	...		37,424	52	37,424	52	37,424	52	...	
12,528	92	...		680	86	680	86	680	86	...	
41,698	00	...		744	29	744	29	744	29	...	
15,039	65	...		1,849	28	1,849	28	1,849	28	...	
452	41	...		641	65	641	65	641	65	...	
		...		20	91	20	91	20	91	...	
69,718	98	...		3,936	99	3,936	99	3,936	99	...	
49,33,680	12	...		2,03,706	85	2,03,706	85	2,03,706	85	...	
36,04,53,334	58	5,85,023	71	1,37,72,053	60	1,43,57,077	31	1,29,18,513	77	4,24,557	90
										*10,14,005	64

* To be treated as savings.

** Balances are transferred to Lanunder Corporation Reclamation and Acquisition Fund on 31-3-58 under as per S.C.R. No. 2542 of 30-1-57 and C.R. No. 1625 of 17-2-57.

V. L. GIDWANI,
Municipal Commissioner.

Appendix No. 12
WATER WORKS ACCOUNT
Revenue Account for the year ended 31st March 1958

INCOME.	Rs.	EXPENDITURE.	Rs.
Water Tax and other Miscellaneous Water Works Revenue— <i>Vide</i> details in (Appendix —No.3) ... This includes Rs. 1,80,76,428 being the amount of Water Tax by measurement, realised during 1957-58 as shown in the following statement :—	2,59,43,795	Maintenance (<i>vide</i> appendix No. 4)	30,17,571
		Proportionate share of General Superintendence (1/10th Proportion of) ...	3,50,189
		Assessment and Collection Charges (3/10th Proportion of) ...	2,84,483
		Provident Fund and Pension, etc., charges	2,81,946
		Dearness Allowance	10,90,592
		New Works	30,963
		Income Tax on Income derived by the Municipality for supply of water to areas outside Municipal Jurisdiction ...	40,000
		Provision for equalisation of Debt charges. ...	8,32,910
		Total, Expenditure ...	59,28,654
		Surplus Carried down ...	2,00,15,141
Total Rs. ...	2,59,43,795	Total Rs. ...	2,59,43,795

Appendix No. 12—Concluded
WATER WORKS ACCOUNT
Net Revenue Account for the year ended 31st March 1958

	Rs.		Rs.
Surplus brought down ...	2,00,15,141	Interest on Water Works Loans (Debt)	
		<i>Due to Government—</i>	
		Rs. 100 Lakhs Loan from Government for V.C.T. Scheme on 17-11-1953 ...	3,94,126
		Rs. 100 Lakhs Loan from Government for V.C.T. Scheme on 4-3-1954 ...	3,94,126
		Rs. 100 Lacs Loan from Government for V.C.T. Scheme on 29-6-1954 ...	4,04,818
		Rs. 100 Lacs Loan from Government for V.C.T. Scheme on 19-10-1954 ...	4,04,848
		Rs. 100 Lacs Loan from Government for V.C.T. Scheme on 7-6-1955 ...	4,15,134
		Rs. 100 Lacs Loan from Government for V.C.T. Scheme on 30-12-1955 ...	4,15,134
		Rs. 50 Lacs Loan from Government for V.C.T. Scheme on 27-3-1956 ...	2,07,567
		Rs. 100 Lacs Loan from Government for V. C. T. Scheme on ...	4,00,000
			30,35,783
		<i>Due to the Public—</i>	
		Rs. 25 Lakhs Sewerage, etc., Works Loan ...	940
		Rs. 70 Lakhs for Reduplication of the Tansa Main & other Auxiliary Works ...	84,509
		Rs. 160 Lakhs for Improvement of water supply in Bombay ...	315
		Rs. 37 Lakhs Loan ...	2,070
		Rs. 9 Lakhs Loan ...	4,919
		Rs. 24½ Lakhs Loan (1936-37) ...	16,258
		Rs. 30 Lakhs Loan (1937-38) ...	26,045
		Rs. 30 Lakhs Loan (1938-39) ...	27,819
		Rs. 64 Lakhs Loan (1939-40) ...	22,408
		Rs. 48 Lakhs Loan (1940-41) ...	24,189
		Rs. 25 Lakhs Loan (1941-42) ...	41,495
		Rs. 20 Lakhs Loan (1943-44) ...	22,805
		Rs. 22 Lakhs Loan (1944-45) ...	39,919
		Rs. 25 Lakhs Loan (1945-46) ...	56,790
		Rs. 54 Lakhs Loan (1946-47) ...	1,12,703
		Rs. 61 Lakhs Loan (1948-49) ...	63,468
		Rs. 80 Lakhs Loan (1950-51) ...	77,735
		Rs. 17.97 Lakhs Loan (1950-51) ...	1,782
		Rs. 10 Lakhs Loan (1950-51) ...	11,446
		Rs. 75 Lakhs Loan (1947-48) ...	76,455
		Rs. 1.25 Crores Loan (1949-50) ...	3,10,504
		Rs. 2 Crores Loan (1950-51) ...	5,80,047
		Rs. 175.34,000 Loan (1951-52) ...	6,54,247
		Rs. 33 Lakhs Loan (1951-52) ...	1,24,678
		Rs. 60 Lakhs Loan (1951-52) ...	79,486
		Rs. 2,44,14,500 Loan (1952-53) ...	9,63,278
		Rs. 69 Lakhs Loan (1952-53) ...	1,08,410
		Rs. 35 Lakhs Loan (1952-53) ...	1,01,792
		Rs. 110 Lakhs Loan (1953-54) ...	4,60,109
		Rs. 85 Lakhs Loan (1953-54) ...	1,00,958
		Rs. 50 Lakhs Loan (1953-54) ...	1,89,456
		Rs. 1,92,49,000 Loan (1954-55) ...	6,81,589
		Rs. 180 Lakhs Loan (1955-56) ...	5,19,902
		Rs. 30 Lakhs Loan (1955-56) ...	1,20,001
		Rs. 1,15,50,000 Lakhs Loan 1957-58 ...	21,650
			57,30,178
		<i>Advances from Special Funds—</i>	
		Rs. 8½ Lakhs Advance from Plant and Machinery Depreciation Fund ...	120
		Rs. 3 Lakhs Advance from Renewal of Road Surfaces Fund ...	483
		Rs. 3.69 Lakhs Advance from Net Premia Fund ...	609
		Rs. 8 Lakhs Advance from Net Premia Fund ...	1,990
		Rs. 3,81,662 Advance from Municipal Fire and Accident Insurance Fund ...	949
		Rs. 43,200 Do. do. ...	29
		Rs. 1,08,567-31 Do. do. ...	1,241
		Rs. 97,972-25 Do. do. ...	432
		Rs. 93,034-84 Do. do. ...	826
		Rs. 1,23,619-16 Do. do. ...	1,888
		Rs. 8,08,361-22 Advance from Net Premia Fund ...	3,300
		Rs. 3,52,682-70 Advance from Municipal Fire and Accident Insurance Fund ...	515
		Rs. 81,088-50 Advance from Depreciation Fund for replacement of Plant & Machinery purchased out of Loan Funds ...	25
		Rs. 3,04,224-80 Advance from Net Premia Fund ...	325
		Rs. 4,36,209-86 Advance from Municipal Fire and Accident Insurance Fund ...	4,217
		Rs. 4,909-44 Advance from K. E. M. Hospital Reserach Fund ...	21
		Rs. 12,513-53 Advance from Net Premia Fund ...	218
		Rs. 1,11,429-01 Advance from Municipal Accident Insurance Fund ...	213
		Rs. 2,18,692-81 Advance from Depreciation Fund for replacement of Plant & Machinery purchased out of Loan Funds ...	270
		Rs. 2,99,153-00 Advance from Net Premia Fund ...	123
		Rs. 2,83,210-90 Advance from Municipal Fire and Accident Insurance Fund ...	6,390
		Rs. 3,41,793-94 Advance from Plant and Machinery Depreciation Fund ...	3,245
		Rs. 52,538.25 Advance from Net Premia Fund ...	678
		Rs. 13,7489.44 Advance from Municipal Fire and Accident Insurance Fund ...	1,092
		Rs. 3,20,010.06 Advance from Plant and Machinery Depreciation Fund ...	5,499
		Rs. 43,008.11 Advance from Precast Concrete Slabs Pavement Renewal Fund ...	39
		Rs. 19,059.86 Advance from Slum Service Fund ...	161
		Rs. 15,141.25 Advance from Depreciation Fund for replacement of Plant and Machinery Purchased out of Loan Funds ...	195
			35,093
Carried forward ...	2,00,15,141	Carried forward ...	88,01,054

Appendix No. 12—Concluded
WATER WORKS ACCOUNT

Net Revenue Account for the year ended 31st March 1958—concluded

INCOME—Concl'd.	Rs.	EXPENDITURE—concl'd.	Rs.
Surplus Brought forward Rs....	2,00,15,141	Brought forward ...	88,01,654
		Interest Accrued But Not Paid (on water works Debt).	
		Accrued Interest on Rs. 1,15,50,000 Loan ...	10,083
		Do. Rs. 180 Lacs. Loan 1955-56 ...	Cr. 20
			10,063
		Commission to the State Bank of India for payment of Interest on the Water Works portion of the different Loans ...	23,382
		Miscellaneous Loan Charges including Commission paid to the State Bank of India for drawing interest on Sinking Fund Investments ...	1,450
			24,832
		Reduction of debt or investment of Sinking Fund of the following Water Works Loans:—	
		Rs. 100 Lakhs Loan from Government for financing V.C.T. Scheme, on 17-11-1953	2,63,019
		Rs. 100 Lakhs Loan Do. do. 4-3-1954 ...	2,63,019
		Rs. 100 Lakhs Loan from Government for financing V. C. T. Scheme (on 29-6-1954) ...	2,52,297
		Rs. 100 Lakhs Loan from Government for financing V. C. T. Scheme on (19-10-1954) ...	2,52,297
		Rs. 100 Lakhs Loan from Government for financing V.C.T. Scheme (on 7-6-1955)	2,42,011
		Rs. 100 Lacs Loan from Government for financing V.C.T. Scheme on 30-12-1955	2,42,011
		Rs. 50 Lacs Loan from Government for financing V.C.T. Scheme on 27-3-1956	1,21,006
		70 Lakhs Loan for Reduplication of the Tansa Main and other Auxiliary Works	12,531
		25 Lakhs Loan 1927-28 ...	485
		37 Lakhs Loan ...	800
		24½ Lakhs Loan (1936-37) ...	11,392
		9 Lakhs Loan ...	2,954
		30 Lakhs Loan (1937-38) ...	18,248
		30 Lakhs Loan (1938-39) ...	19,492
		64 Lakhs Loan (1939-40) ...	15,702
		48 Lakhs Loan of (1940-41) ...	14,526
		25 Lakhs Loan of (1941-42) ...	24,919
		20 Lakhs Loan of (1943-44) ...	13,695
		22 Lakhs Loan of (1944-45) ...	23,975
		25 Lakhs Loan of (1945-46) ...	34,109
		54 Lakhs Loan (1946-47) ...	78,965
		75 Lakhs Loan of (1947-48) ...	47,423
		61 Lakhs Loan (1948-49) ...	44,469
		88,14,500 out of 1.25 Crores (1949-50) ...	1,85,275
		Rs. 2 Crores Loan (1950-51) ...	9,57,854
		Rs. 80 Lakhs. Loan Rs. (1950-51)...	50,274
		Rs. 17.97 Lakhs Loan (1950-51) ...	5,183
		Rs. 10 Lakhs Loan (1950-51) ...	18,936
		Rs. 1,75,34,000 Loan (1951-52) ...	9,42,751
		Rs. 33 Lakhs Loan (1951-52) ...	1,77,432
		Rs. 60 Lakhs Loan (1951-52) ...	1,13,969
		Rs. 2,44,14,500 Loan (1953-54) ...	15,51,063
		Rs. 69 Lakhs Loan (1952-53) ...	1,37,887
		Rs. 35 Lakhs Loan (1952-53) ...	1,71,569
		Rs. 110 Lakhs Loan 1953-54 ...	8,79,084
		Rs. 85 Lakhs Loan 1953-54 ...	86,981
		Rs. 50 Lakhs Loan 1953-54 ...	1,63,227
		Rs. 1,92,49,000 Loan 1954-55 ...	5,53,982
		Rs. 180 Lakhs Loan 1955-56 ...	4,48,244
		Rs. 30 Lacs Loan 1955-56 ...	1,06,084
		Rs. 1,15,50,000 Loan 1956-57 ...	19,449
		84 Lakhs Advance from Plant and Machinery Depreciation Fund...	438
		3 Lakhs Advance from Renewal of Road Surfaces Fund ...	1,308
		3.69 Lakhs Advance from Net Premia Fund ...	1,436
		Rs. 8 Lakhs Advance from Net Premia Fund ...	21,456
		Rs. 3,81,662 Advance from Municipal Fire and Accident Insurance Fund ...	10,237
		Rs. 43,200 " " " " " " ...	467
		Rs. 1,08,567-31 " " " " " " ...	5,955
		Rs. 97,972-25 " " " " " " ...	7,094
		Rs. 93,034-84 " " " " " " ...	5,192
		Rs. 1,23,619-16 " " " " " " ...	9,730
		Rs. 8,08,361-22 Advance from Net Premia Fund ...	82,496
		Rs. 3,52,682-70 Advance from Municipal Fire & Accident Insurance Fund ...	12,885
		Rs. 81,088-50 Advance from Depreciation Fund for replacement of Plant and Machinery purchased out of Loan Fund ...	633
		Rs. 3,04,224-80 Advance from Net Premia Fund ...	3,976
		Rs. 4,36,209-85 Advance from Municipal Fire and Accident Insurance Fund ...	51,683
		Rs. 4,909-44 Advance from K. E. M. Hospital Research Fund ...	264
		Rs. 12,513-53 Advance from Net Premia Fund ...	1,747
		Rs. 1,11,429-01 Advance from Municipal Fire and Accident Insurance Fund...	1,709
		Rs. 2,83,216-90 Advance from Municipal Fire & Accident Insurance Fund ...	37,619
		Rs. 3,41,793-94 Advance from Plant & Machinery Depreciation Fund ...	19,104
		Rs. 2,18,692-81 Advance from Depreciation for replacement of Plant and Machinery purchased out of Loan Funds ...	1,586
		Rs. 2,99,153 Advance from Net Premia Fund ...	725
		Rs. 52,538.25 Advance from Net Premia Fund ...	3,127
		Rs. 1,37,489.44 Advance from Municipal Fire and Accident Insurance Fund...	5,038
		Rs. 3,20,010.06 Advance from Plant and Machinery Depreciation Fund ...	25,383
		Rs. 43,008.11 Advance from Precast Concrete Slabs Pavment Renewal Fund...	180
		Rs. 19,059.86 Advance from Slum Service Fund ...	743
		Rs. 15,141.25 Advance from Depreciation Fund for replacement of Plant and Machinery purchased out of Loan Funds ...	899
			88,81,699
		Total Debt Charges ...	1,77,17,648
		Surplus—Excess of Income over Expenditure...	22,97,493
Total Rs. ...	2,00,15,141	Total Rs. ...	2,00,15,141

G. V. DAMLE,
Chief Accountant.

V. L. GIDWANI,
Municipal Commissioner.

(Supplementary to Appendix 12)

Statement showing the quantity of water by meter supplied under different Sub-heads and the Water Tax by measurement realized at different rates for the uniform quantity of 1,000 gallons, as required by Corporation Resolution No. 6570 of 15th February 1912.

PARTICULARS.	1951-52		1952-53		1953-54.		1954-55.		1955-56.		1956-57.		1957-58.	
	Gallons.	Amount.	Gallons.	Amount.	Gallons.	Amount	Gallons.	Amount.	Gallons.	Amount.	Gallons.	Amount.	Gallons.	Amount.
1 Hotels	20,78,16,871	Rs. 2,13,143 11 0 0 Rs. 1 2 0 0	21,78,65,180	Rs. 2,36,078 9 0 0 Rs. 1 2 0 0	18,12,36,809	Rs. 2,03,336 12 0 0 Rs. 1 2 0 0	20,38,24,913	Rs. 2,07,251 15 4 0 Rs. 1 2 0 0	78,02,00,965	Rs. 1,74,853 12 0 0 Rs. 1 4 0 0	19,82,83,200	Rs. 2,47,071 9 0 0 Rs. 1 4 0 0	22,31,91,042	Rs. 3,77,751 84 0 0 Rs. 1 50 0 0
2 Cotton Factorise	3,42,60,57,747	Rs. 38,77,633 2 0 0 Rs. 1 2 0 0	3,18,39,53,901	Rs. 38,24,189 7 0 0 Rs. 1 2 0 0	3,37,70,46,621	Rs. 43,13,596 7 9 0 Rs. 1 2 0 0	3,36,51,53,121	Rs. 42,86,019 10 0 0 Rs. 1 2 0 0	3,98,88,19,779	Rs. 54,51,899 2 0 0 Rs. 1 2 0 0	4,06,69,27,391	Rs. 56,63,001 7 0 0 Rs. 1 2 0 0	4,38,77,22,987	Rs. 64,59,994 61 0 0 Rs. 1 5 0 0
3 Flour Mills	2,90,180	Rs. 290 3 0 0 Rs. 1 2 0 0	6,62,370	Rs. 745 3 0 0 Rs. 1 2 0 0	4,68,690	Rs. 527 4 0 0 Rs. 1 2 0 0	26,87,480	Rs. 3,023 6 0 0 Rs. 1 4 0 0	1,13,39,418	Rs. 12,772 11 0 0 Rs. 1 4 0 0	95,12,835	Rs. 10,840 9 0 0 Rs. 1 4 0 0	36,71,352	Rs. 10,840 9 0 0 Rs. 1 25 0 0
4 Other Factorise	1,01,93,07,851	Rs. 10,77,322 4 0 0 @ As. 12 0 0	99,38,23,309	Rs. 11,23,948 1 0 0 @ As. 12 0 0	1,17,80,59,569	Rs. 13,39,749 0 0 0 @ As. 12 0 0	97,73,67,685	Rs. 11,40,409 0 0 0 Rs. 1 2 0 0	1,19,19,60,090	Rs. 14,86,148 7 9 0 Rs. 1 2 0 0	1,18,47,41,880	Rs. 14,14,863 3 0 0 Rs. 1 2 0 0	1,06,36,55,538	Rs. 13,33,514 44 0 0 Rs. 1 15 0 0
5 Milch Cattle Stables	9,42,08,200	Rs. 60,935 10 0 0 @ As. 12 0 0	5,68,04,970	Rs. 40,709 1 0 0 @ As. 12 0 0	5,42,62,470	Rs. 41,914 0 0 0 @ As. 12 0 0	3,75,78,186	Rs. 30,783 10 0 0 Rs. 1 2 0 0	2,64,60,170	Rs. 29,551 13 0 0 @ As. 12 0 0	3,97,23,310	Rs. 45,639 4 0 0 @ As. 12 0 0	2,13,23,070	Rs. 23,655 67 0 0 Rs. 0 75 0 0
6 Government Properties (a)	1,25,53,13,260	Rs. 8,29,588 5 6 0 @ As. 12 0 0	1,09,55,06,910	Rs. 8,07,268 9 0 0 @ As. 12 0 0	92,44,02,995	Rs. 6,94,911 1 0 0 @ As. 12 0 0	1,82,12,19,510	Rs. 13,63,975 2 0 0 @ As. 12 0 0	1,19,28,04,290	Rs. 8,94,630 14 0 0 @ As. 12 0 0	1,34,20,38,447	Rs. 10,05,696 7 0 0 @ As. 12 0 0	1,28,85,94,503	Rs. 9,66,445 93 0 0 Rs. 0 75 0 0
7 Railways	74,33,70,000	Rs. 4,64,606 4 0 0 Rs. 2 0 0 0	1,03,42,45,560	Rs. 7,69,181 6 0 0 Rs. 2 0 0 0	87,93,39,700	Rs. 6,59,505 3 0 0 Rs. 2 4 0 0	1,05,09,97,350	Rs. 7,88,246 7 0 0 Rs. 2 4 0 0	90,65,76,750	Rs. 6,79,932 9 0 0 Rs. 2 4 0 0	1,03,28,04,916	Rs. 7,74,603 11 0 0 Rs. 2 4 0 0	93,00,79,360	Rs. 6,97,559 95 0 0 Rs. 2 25 0 0
8 Port Trust	80,74,43,950	Rs. 14,96,461 2 0 0 At different rates.	93,32,46,490	Rs. 17,46,801 2 0 0 At different rates.	58,94,62,800	Rs. 13,22,494 12 0 0 At different rates.	99,65,78,305	Rs. 16,89,246 0 0 0 At different rates.	83,74,60,520	Rs. 18,84,287 7 0 0 At different rates.	94,94,17,889	Rs. 22,32,785 4 0 0 At different rates.	77,38,00,591	Rs. 17,41,052 23 0 0 At different rates.
9 Suburbs (b)	1,61,52,28,490	Rs. 8,55,293 9 0 0 At different rates.	37,22,87,160	Rs. 2,70,296 6 0 0 At different rates.	30,23,73,520	Rs. 1,91,265 5 0 0 At different rates.	11,03,75,100	Rs. 80,361 9 0 0 At different rates.	...	At different rates.	...	At different rates.	...	At different rates.
10 Miscellaneous (c)	1,23,75,69,476	Rs. 11,38,079 13 0 0 @ As. 6 0 0	1,93,94,26,883	Rs. 16,07,321 5 0 0 @ As. 6 0 0	2,50,01,91,885	Rs. 21,25,155 13 0 0 @ As. 6 0 0	2,11,56,47,979	Rs. 18,37,533 7 0 0 @ As. 6 0 0	2,73,17,37,187	Rs. 21,20,648 1 6 0 At different rates.	3,13,02,98,916	Rs. 25,52,562 11 6 0 At different rates.	4,18,65,34,532	Rs. 36,32,669 80 0 0 Rs. 0 37 0 0
11 Merged area (d)	80,00,00,067	Rs. 3,00,000 0 0	3,03,48,10,000	Rs. 13,18,895 1 0 0	2,72,84,59,977	Rs. 10,23,172 8 0 0	3,21,10,01,800	Rs. 12,04,125 11 0 0	5,11,00,00,000	Rs. 19,16,250 0 0 0	6,40,00,00,000	Rs. 24,00,000 0 0 0	6,92,14,30,000	Rs. 28,00,000 0 0 0
Total	11,20,66,06,092	Rs. 1,02,73,353 15 6	12,86,26,32,733	Rs. 1,17,45,434 2 0	12,71,53,05,036	Rs. 1,19,15,628 1 9	13,89,24,31,429	Rs. 1,26,30,975 13 4	16,77,73,59,169	Rs. 1,46,50,974 13 3	18,35,37,48,784	Rs. 1,63,47,064 1 6	19,80,00,03,375	Rs. 1,80,76,428 14

(a) The rates charged are in accordance with the Water Rules for the respective years.

(b) The Estimates against these items have been shown under (3) Water Tax (Compounded Charges) (b) Through H.E. as the same have been Transferred to H.E.'s register from that of A & C.

(c) The rates charged vary from Annas 12 to Rs. 2-6-0 per 1,000 gallons.

(d) The rates charged vary from Annas 6 to Annas 12 per 1,000 gallons.

Appendix No. 12-A.

WATER WORKS ACCOUNT.

Schedule of Liabilities and Assets at 31st March 1958.

LIABILITIES.	Rs.	ASSETS.	Rs.
I.—DEBT PRINCIPAL—		I.—PROPERTIES—	
<i>Due to Government—</i>			
Rs. 1 Crore Loan from Govt. for V. C. T. Scheme on 17-11-53	90,10,528	Water Works executed out of Loan, Surplus and Reserve Funds (<i>vide</i> Appendix No. 8)	
Rs. 1 Crore Loan from Govt. for V. C. T. Scheme on 4-3-54	90,10,528		
Rs. 1 Crore Loan from Govt. for V. C. T. Scheme on 29-6-54	92,73,547		
Rs. 1 Crore Loan from Govt. for V. C. T. Scheme on 19-10-54	92,73,547		
Rs. 1 Crore Loan from Govt. for V. C. T. Scheme on 7-6-55	95,25,844		
Rs. 1 Crore Loan from Govt. for V. C. T. Scheme on 30-12-55	95,25,844		
Rs. 50 Lakhs Loan from Govt. for V. C. T. Scheme on 27-3-56	47,62,922	Out of Loan Reserve Funds—	
Rs. 1 Crore Loan from Govt. for V. C. T. Scheme on 27-11-56	1,00,00,000	Ordinary Works	28,16,01,959
Rs. 1 Crore Loan from Govt. for V. C. T. Scheme on 23-12-57	1,00,00,000	Tansa Completion Works	4,99,46,291
Total	8,03,82,760	Works executed out of Worn-out Water Mains Renewal Fund	...
<i>Due to the Public—</i>		Plant and Machinery	Ra. 27,09,096
Tansa Water Works Loan of 147 Lakhs	10,000	Less—Written off	16,58,490
70 Lakhs Loan for the Reduplication of the Tansa Main and other Auxiliary Works	20,50,737		10,50,606
160 Lakhs Loan for the improvement of the water-supply in Bombay	60,000		
Water Works portion of 37 Lakhs Loan	38,620		
Water Works portion of 40 Lakhs Loan (1928-29)	734		
Water Works portion of the 25 lacs Loan for Sewerage, Road and other Works	93		
Water Works portion of 9 Lakhs Loan	1,40,534		
Water Works portion of 24½ Lakhs Loan (1936-37)	5,36,517		
Water Works portion of 30 Lakhs Loan (1937-38)	8,59,545		
Water Works portion of 30 Lakhs Loan (1938-39)	9,18,028	II.—INVESTMENTS—	
Water Works portion of 64 Lakhs Loan (1939-40)	7,39,529		
Water Works portion of 48 Lakhs Loan (1940-41)	6,84,174	1. State Bank of India—Municipal Loans Sinking Fund Deposit Account —(Water Works portion)	4,43,90,060
Water Works portion of 25 Lakhs Loan (1941-42)	11,73,642		
Water Works portion of 20 Lakhs Loan (1943-44)	6,41,738		
Water Works portion of 22 Lakhs Loan (1944-45)	11,23,417		
Water Works portion of 25 Lakhs Loan (1945-46)	15,98,174		
Water Works portion of 54 Lakhs Loan (1946-47)	37,00,402		
Water Works portion of 75 Lakhs Loan (1947-48)	21,96,613		
Water Works portion of 61 Lakhs Loan (1948-49)	20,83,871		
Water Works portion of 125 lakhs loan (1949-50)	85,15,315		
Water Works portion of 2 Crores Loan (1950-51)	1,73,05,906		
Water Works portion of 17.97 Lacs Loan	58,521		
Water Works portion of 80 Lacs Loan	23,55,959		
Water Works portion 10 lacs Loan	3,40,742		
Water Works portion of Rs. 1,75,34,000 Loan out of Rs. 420 lacs Loan	1,71,64,431		
Water Works portion of Rs. 33 lacs Loan out of Rs. 420 lacs Loan...	32,29,875		
Water Works portion of Rs. 60 lacs Loan	20,87,824		
Water Works portion of Rs. 2,44,14,500 Loan (1952-53)	2,20,33,462		
Water Works portion of 69 Lakhs Loan (1952-53)	26,69,481		
Water Works portion of 35 Lakhs Loan (1952-53)	25,00,000		
Water Works portion of 110 Lakhs Loan (1953-54)	1,07,42,192		
Water Works portion of 85 Lakhs Loan (1953-54)	24,86,030		
Water Works portion of 50 Lakhs Loan (1953-54)	46,65,185		
Water Works portion of Rs. 1,92,49,000 Lakhs Loan (1954-55)	1,57,72,361		
Water Works portion of Rs. 180 Lakhs Loan (1955-56)	1,23,91,882		
Water Works portion of Rs. 30 Lakhs Loan (1955-56)	17,53,767		
Water Works portion of Rs. 1,15,50,000 Loan (1956-57)	95,12,982		
Water Works portion of Rs. 130 lacs Loan (1956-57)	42,63,487		
Water Works portion of Rs. 1,14,10,500 Loan (1957-58)	59,35,358		
Water Works portion of Rs. 100 lacs Loan (1957-58)	59,47,548		
Total	17,02,88,676		
Carried over	25,06,71,436	Carried over	37,69,88,916

Appendix No. 12-A.

WATER WORKS ACCOUNT—*Con. Id.**Schedule of Liabilities and Assets at 31st March 1958.*

LIABILITIES.	Rs.	ASSETS.	Rs.
Brought over ...	25,06,71,436	Brought over ...	37,69,88,916
<i>Advances from Special Funds—</i>			
Rs. 8½ Lakhs Advance from Plant and Machinery Depreciation Fund ...	1,969		
Rs. 3 Lakhs Advance from Renewal of Road Surfaces Fund ...	10,755		
Rs. 3.69 Lakhs Advance from Net Premia Fund ...	13,792		
Rs. 8 Lakhs Advance from Net Premia Fund ...	44,864		
Rs. 3,81,662 Lakhs Advance from Municipal Fire and Accident Insurance Fund ...	21,401		
	92,781		
Rs. 43,200 Advance from Net Premia Fund for purchase of Plant and Machinery in 1941-42...	489		
Rs. 1,08,567.31 advance from Net premia Fund for purchase of Plant and Machinery in 1946-47 ...	35,420		
Rs. 97,972.25 Advance from Net Premia Fund for purchase of Plant and Machinery in 1947-48 ...	7,294		
Rs. 93,034.84 Advance from Net Premia Fund for purchase of Plant and Machinery in 1948-49 ...	22,356		
Rs. 1,23,619.16 Advance from Net Premia Fund for purchase of Plant and Machinery in 1949-50.	53,202		
Rs. 3,04,224.80 Advance from Net Premia Fund ...	4,137		
Rs. 4,36,209.98 Advance from Municipal Fire & Accident Insurance Fund ...	53,748		
Rs. 4,909.44 Advance from G. S. M. College and K. E. M. Hospital Research Fund ...	272		
Rs. 12,513.53 Advance from Net Premia Fund ...	3,707		
Rs. 1,11,429.01 Advance from Municipal Fire and Accident Insurance Fund. ...	3,626		
Rs. 2,99,153 Advance from Net Premia Fund ...	2,354		
Rs. 2,83,210.90 Advance from Municipal Fire and Accident Insurance Fund ...	1,22,126		
Rs. 2,18,692.81 Advance from depreciation fund for replacement of Plant and Machinery ...	5,154		
Rs. 3,41,793.94 Advance from Plant and Machinery depreciation Fund ...	62,020		
Rs. 52,538.25 Advance from Net Premia Fund in 1956-57 ...	42,835		
Rs. 1,37,489.44 Advance from Municipal Fire and Accident Insurance Fund in 1956-57) ...	1,06,826		
Rs. 15,141.25 Advance from Depreciation Fund for replacement of Plant and Machinery purchased out of Loan Funds in 1956-57 ...	5,387		
Rs. 3,20,010.60 Advance from Plant and Machinery Depreciation Fund in 1956-57 ...	2,60,904		
Rs. 1,91,139.05 Advance from Net Premia Fund in 1957-58 ...	98,575		
Rs. 5,237.65 Advance from Municipal Fire and Accident Insurance Fund in 1957-58 ...	17,598		
Rs. 7,16,592.29 Advance from Plant and Machinery Depreciation Fund in 1957-58 ...	2,28,756		
Rs. 53,706.12 Advance from Precast Concrete Slab Pavement Renewal Fund in 1957-58 ...	4,385		
Rs. 18,302.81 Advance from Depreciation Fund for Purchase of Plant and Machinery out of Loan Funds in 1957-58 ...	2,588		
Rs. 13,125.19 Advance from Slum Service Fund in 1957-58 ...	13,125		
	11,56,894		
II.—SINKING FUNDS ON MUNICIPAL LOANS (invested as per contra) ...	4,43,90,060		
II.—SPECIAL FUNDS— Net Premia Fund (invested as per contra) ...	32,65,015		
IV.—CAPITAL ACCOUNT— General Reserve being Assets in excess of Liabilities ...	7,90,19,265		
Less—Assets Written off ...	16,58,490		
	8,06,77,755		
Total ...	38,02,53,931	Total ...	38,02,53,934

G. V. DAMLE,
Chief Accountant.

V. L. GIDWANI,
Municipal Commissioner.

Appendix No. 13
MARKETS AND SLAUGHTER HOUSES ACCOUNT
Revenue Account for the year ended 31st March 1958

INCOME.	Rs.	EXPENDITURE.	Rs.
Income for the year— <i>vide</i> details in Appendix No. 3 ...	39,79,085	Maintenance Charges of—including Refrigerator charges <i>vide</i> Appendix No. 4)—	11,13,834
		Provident Fund and Pension etc., charges ...	64,712
		Proportion of General Supervision ...	72,829
		Dearness Allowance ...	3,26,719
		New Works out of Current Revenue ...	7,515
		Total Expenditure ...	15,85,609
		Surplus carried down ...	23,93,476
	39,79,085	Total Rs. ...	39,79,085

Appendix No. 13—(Contd.)
MARKETS AND SLAUGHTER HOUSES ACCOUNT
Net Revenue Account for the year ended 31st March 1958

	Rs.			Rs.
Surplus brought down ...	23,93,476			
		Interest on Loans		
		Due to Government—		
		Due to public—		
		Rs. 24½ Lakhs Loan ...	848	
		Rs. 30 Lakhs Loan (1937-38) ...	2,329	
		Rs. 30 Lakhs Loan (1938-39) ...	4,466	
		Rs. 48 Lakhs Loan (1940-41) ...	4,852	
		Rs. 25 Lakhs Loan (1941-42) ...	2,681	
		Rs. 20 Lakhs Loan (1943-44) ...	591	
		Rs. 22 Lakhs Loan (1944-45) ...	847	
		Rs. 25 Lakhs Loan (1945-46) ...	425	
		Rs. 54 Lakhs Loan (1946-47) ...	27	
		Rs. 61 Lakhs Loan (1948-49) ...	1,085	
		Rs. 75 Lakhs Loan (1947-48) ...	4,132	
		Rs. 80 Lakhs Loan (1950-51) ...	15,562	
		Rs. 60 Lakhs Loan (1951-52) ...	9,300	
		Rs. 69 Lakhs Loan (1952-53) ...	2,126	
		Rs. 85 Lakhs Loan (1953-54) ...	1,012	
		Rs. 70 Lakhs Loan 1954-55 ...	15,608	
		Rs. 180 Lakhs Loan 1955-56 ...	3,309	
		Rs. 130 Lakhs Loan 1956-57 ...	21,098	
			90,298	
		Advance from Special Funds—		
		Rs. 8½ Lakhs Advance from Plant and Machinery Depreciation Fund ...	626	
		Rs. 93,034-84 Advance from Net Premia Fund for purchase of Plant & Machinery ...	243	
		Rs. 53,323-69 Advance from Municipal Fire and Accident Insurance Fund ...	941	
		Rs. 3,52,682-70 do. do. ...	155	
		Rs. 26,504-25 Advance from Precast concrete Slabs Pavement Renewal Fund ...	3	
		Rs. 4,36,209-86 Advance from Municipal Fire and Accident Insurance Fund ...	450	
		Rs. 71,817-25 Advance from Precast Concrete Slabs Pavement Renewal Fund ...	1,082	
		Rs. 2,39,815-37 Advance from Depreciation Fund for replacement of Plant and Machinery purchased out of Loan Fund ...	341	
		Rs. 41,655-2-0 Advance from Slum Service Fund ...	1	
		Rs. 1,37,489-44 Advance from Municipal Fire and Accident Insurance Fund ...	47	
		Rs. 3,20,010-06 Advance from Plant and Machinery Depreciation Fund ...	451	
		Rs. 43,008-11 Advance from Precast concrete Slabs Pavement Renewal Fund ...	71	
		Rs. 19,059-86 Advance from Slum Service Fund ...	238	
		Rs. 15,141-25 Advance from Depreciation Fund for replacement of Plant and Machinery purchased out of Loan Funds ...	2	
			4,651	
		Interest Accrued but not Paid		
		Accrued Interest on Rs. 180 Lakhs Loan of 1955-56 ...	Cr. 25	
			Cr. 25	
		Commission to the State Bank of India for the payment of Interest on the portions of the different Loans ...	40	
		Miscellaneous Loan Charges including Commission paid to the State Bank of India for drawing interest on Sinking Fund Investments ...	17	
			57	
		Reduction of Debt or Investment of Sinking Fund		
		Rs. 24½ Lakhs Loan ...	593	
		Rs. 30 Lakhs Loan (1937-38) ...	1,631	
		Rs. 30 Lakhs Loan (1938-39) ...	3,129	
		Rs. 48 Lakhs Loan (1940-41) ...	2,914	
		Rs. 25 Lakhs Loan (1941-42) ...	1,609	
		Rs. 20 Lakhs Loan (1943-44) ...	355	
		Rs. 22 Lakhs Loan (1944-45) ...	509	
		Rs. 25 Lakhs Loan (1945-46) ...	255	
		Rs. 54 Lakhs Loan (1946-47) ...	19	
		Rs. 61 Lakhs Loan (1948-49) ...	760	
		Rs. 75 Lakhs Loan (1947-48) ...	2,563	
		Rs. 80 Lakhs Loan (1950-51) ...	10,064	
		Rs. 60 Lakhs Loan (1951-52) ...	13,335	
		Rs. 69 Lacs Loan 1952-53 ...	2,704	
		Rs. 85 Lakhs Loan 1953-54 ...	872	
		Rs. 70 Lacs Loan 1954-55 ...	13,447	
		Rs. 180 Lakhs Loan 1955-56 ...	2,853	
		Rs. 130 Lakhs Loan 1956-57 ...	13,460	
		Rs. 8½ Lakhs Advance from Plant and Machinery Depreciation Fund ...	2,282	
		Rs. 53,323-69 Advance from Municipal Fire and Accident Insurance Fund ...	3,526	
		Rs. 93,034-84 Advance from Net Premia Fund for purchase of Plant and Machinery ...	1,530	
		Rs. 3,52,682-70 Advance from Municipal Fire and Accident Insurance Fund ...	3,886	
		Rs. 26,504-25 Advance from Precast Concrete Slabs Pavement Renewal Fund ...	67	
		Rs. 4,36,209-86 Advance from Municipal Fire and Accident Insurance Fund ...	5,511	
		Rs. 71,817-25 Advance from Precast Concrete Slabs Pavement Renewal Fund ...	13,263	
		Rs. 2,39,815-25 Advance from Depreciation Fund for replacement of Plant and Machinery purchased out of Loan Funds ...	4,171	
		Rs. 41,655-12 Advance from Slum Service Fund ...	3	
		Rs. 1,37,489-44 Advance from Municipal Fire and Accident Insurance Fund ...	218	
		Rs. 3,20,010-06 Advance from Plant and Machinery Depreciation Fund ...	2,082	
		Rs. 43,008-11 Advance from Precast concrete slabs Pavement Renewal Fund ...	328	
		Rs. 19,059-86 Advance from Slum Service Fund ...	1,099	
		Rs. 15,141-25 Advance from Depreciation Fund for replacement of Plant and Machinery purchased out of Loan Funds ...	10	
			1,09,048	
		Total Debt Charges ...	2,04,029	
		Surplus—Excess of Income over Expenditure ...	21,89,447	
	23,93,476		Total Rs. ...	23,93,476

G. V. DAMLE,
Chief Accountant.

V. L. GIDWANI,
Municipal Commissioner.

Appendix No. 14
MUNICIPAL PRINTING PRESS
Income and Expenditure for the year 1957-58

Expenditure.	Details.	Amount.	Income.	Details.	Amount.
	Rs. nP.	Rs. nP.		Rs.	Rs.
Materials on hand and works in progress on 1st April 1957 } Rs. ...		4,93,618.74			
Including amounts with the Reserve Bank of India }					
Expenditure during the year—					
Establishment—					
(a) Permanent ...	62,999.27				
(b) Allowances ...	23,555.84	86,555.11			
Labour ...		3,19,060.54			
Materials ...		4,17,626.34			
Work through outside Agencies ...		34,974.66			
Electric Power ...		3,818.09			
Contingencies—					
Printing ...	2,723.46				
Stationery ...	854.83				
Books and Dead Stock ...	95.16				
Lighting ...	3,318.10				
Miscellaneous ...	7,793.67				
Telephones	14,785.22			
Repairs and Maint.—					
(a) Buildings ...	453.70				
(b) Machinery ...	6,428.66	6,882.36			
Rent ...		3,954.45			
Provident Fund ...		22,470.00			
Depreciation ...		101.82			
Debt charges—					
(1) Interest				
(2) Repayment of capital	61,961.74			
Maintenance of delivery van ...		1,090.70			
Private Works—					
Labour ...		40,952.69			
Materials ...		47,955.73			
Difference representing surplus (1) Rs. 14,361.70* on departmental works and (2) Rs. 2,465.64 on private works transferred to revenue.		16,827.34			
		15,72,635.53			
			Amount chargeable to the departments for work done ...		9,51,620.01
			Amount chargeable to the private parties for work done ...		91,374.06
			Amount of sale of waste paper & Metalash etc. ...		4,956.46
			Stock at close—		
			Works in progress ...	1,74,412.66	
			Materials on hand ...	3,42,817.15	
					5,17,229.81
			Deposit with Reserve Bank of India ...		7,455.19
					15,72,635.53

*The exact surplus, after taking into account the amounts of Rs. 2,966.81 in respect of interest on working capital and Rs. 4,749.75 in respect of municipal contribution to Provident Fund provisionally debited to sundry advances (a) misc. advances for want of sufficient balances under appropriate grants, is Rs. 6,645.14.

G. V. DAMLE,
Chief Accountant.

V. L. GIDWANI,
Municipal Commissioner.

Appendix No. 14—A

Statement of Advance for 1957-58

Name of Account.	Opening Balance on 1st April 1957.	Debits during 1957-58.	Total.	Credits during 1957-58.	Closing Balance on 31st March 1958.
	Rs.	Rs.	Rs.	Rs.	Rs.
Departmental Works—					
Water Works	2,22,916	77,934	3,00,850	18,792	2,82,058
Printing Press	9,23,980 ^(a)	9,73,281	18,97,261	7,98,796	10,98,465 ^(a)
Workshops	8,77,223	5,88,212	14,65,435	5,09,785	11,55,650
Architectural Branch	1,47,331	...	1,47,331	9,475	1,37,856
Roads, Buildings and Drainage	10,95,875	18,64,163	29,60,038	11,18,720	18,41,318
Health Department	21,984	14,530	36,514	8,932	27,562
Total	32,89,309	35,18,120	68,07,429	22,64,520	45,42,909
Private Works—					
Workshops	8,271	1,875	10,146	5,248	4,898
Water Works	3,55,172	97,303	4,52,475	90,915	3,61,560
Roads, Buildings and Drainage	8,43,699	12,42,790	20,86,489	5,74,318	15,12,171
Architectural Branch	6,548	...	6,548	...	6,548
Health Department	2,465	...	2,465	...	2,465
Printing Press	32,764	88,908	1,21,672	78,700	42,972
House Numbering	12,726	2,956	15,682	4,140	11,542
Total	12,61,645	14,33,832	26,95,477	7,53,321	19,42,156
Asphalt Plant, Crushers, etc.—					
Asphalt Plant	13,24,392 ^(b)	10,03,480	23,27,872	13,20,177	10,07,695 ^(b)
Sewri Crushers	3,78,735 ^(c)	3,24,533	7,03,268	1,79,934	5,23,334 ^(c)
Mechanical Transport	3,57,292 ^(d)	2,49,411	6,06,703	89,696	5,17,007 ^(d)
Weari Crushers	4,45,328 ^(e)	3,61,220	8,06,548	2,75,604	5,30,944 ^(e)
Pre-cast Concrete Slabs	41,397 ^(f)	10,351	51,748	7,945	43,803 ^(f)
Manufacture of concrete covers	12,395 ^(h)	9,255	21,650	10,374	11,276 ^(h)
Municipal Foundry	1,41,916 ⁽ⁱ⁾	84,072	2,25,988	39,739	1,86,249 ⁽ⁱ⁾
Total	27,01,455	20,42,322	47,43,777	19,23,469	28,20,308
Municipal Officers—					
Dishonoured cheques	...	20,22,289	20,22,289	20,22,289	...
Standing advance for Contingent Expenses	93,595	10,585	1,04,180	915	1,03,265
Motor cars and motor cycles to officers	57,252	10,771	68,023	22,764	45,259
Cycle advances to Subordinates	79	40	119	120	1 Cr
Total	1,50,926	20,43,685	21,94,611	20,46,088	1,48,523
Sundry Advances					
Advance for demolition of unauthorised structures and for removal of unsafe building in the City.	24,76,027	39,37,339	64,13,366	18,14,872	45,98,494
	14,266	7,622	21,888	1,805	20,083
Total	24,90,293	39,44,961	64,35,254	18,16,677	46,18,577
Municipal Contractors					
Municipal Contractors	Cr. 1,208	3,257	2,049	1,144	905
Municipal Tenderers	Cr. 2	17,720	17,718	4,060	13,658
Purchase of Coal	460	...	460	239	221
Purchase of Petrol	5,03,858	5,62,567	10,66,425	4,01,560	6,64,865 ^(g)
Total	5,03,108	5,83,544	10,86,652	4,07,003	6,79,649
Grand Total	1,03,96,736	1,35,66,464	2,39,63,200	92,11,078	1,47,52,122

	Rs.
(a) Works in progress	1,74,413
Materials on hand	3,42,817
Outstanding Bills	5,73,780
Deposit with Reserve Bank of India	7,455

Total 10,98,465

	Rs.		Rs.		Rs.		Rs.
(b) Stock on hand	70,645	(c) Stock on hand	93,300	(d) Outstanding bills	3,25,557	(e) Stock on hand	76,109
Outstanding bills	9,37,050	Outstanding Bills	2,34,940	Unadjusted Loss	1,91,450	Outstanding bills	2,99,959
		Unadjusted Loss	1,95,094			Unadjusted Loss	1,54,876
Total	10,07,695	Total	5,23,334	Total	5,17,007	Total	5,30,944
(g) Outstanding Petrol and Diesel oil bills	6,44,187	(h) Stock on hand	1,893	(i) Outstanding bills	1,36,556		
Stock in hand with M. E. Petrol	18,511	Outstanding bills	6,735	Unadjusted loss	2,558	Stock on hand	32,112
Stock in hand Diesel oil	896	Unadjusted loss	2,558				
Add—Stock to be paid in 1958-59							
				6,63,594	11,276		
				1,271			
				Total	6,64,865	Add	unadjusted loss—
							17,581
							1,86,249

G. V. DAMLE,
Chief Accountant.V. L. GIDWANI,
Municipal Commissioner.

Appendix No. 14-B

Statement showing Advances out of Special Funds during 1957-58.

Name of Account.	Opening Balance on 1st April 1957.	Debits during 1957-58.	Total.	Credits during 1957-58.	Closing Balance on 31st March 1958.
	Rs.	Rs.	Rs.	Rs.	Rs.
Charges to be met out of—					
Municipal Fire and Accident Insurance Fund	1,176	1,176	1,176	...
Net Premia Fund
Fines Fund	1,18,036	1,18,036	1,18,036	...
Garden Fund (a) Victoria Gardens	50,829	50,829	50,829	...
G. S. M. College and K. E. M. Hospital Research Fund	18,144	18,144	18,144	...
K. E. M. Hospital & G. S. M. College Equipment Fund	166	166	166	...
Welfare Fund	87,276	87,276	87,276	...
Fidelity Gurantee Insurance Fund
Renewal of Road Surface Fund	89,093	89,093	89,093	...
Advance from Plant and Machinery Depreciation Fund for— Purchases of Machinery, etc., pending adjustment against the provisions for depreciation in subsequent years	14,085	14,085	14,085	...
Advance from Plant and Machinery Depreciation Fund for Levelling Metalling etc., Private Streets	4,21,337	21,263	4,42,600	23,143	4,19,457
Advance from Net Premia Fund for purchase of Machinery for the Municipal Printing Press	96,177	...	96,177	8,242	87,935
Advance from Net Premia Fund for to repay 5% 28 lakhs loan	1,29,271	...	1,29,271	41,412	87,859
Advances for Capital Works from—					
Municipal Fire and Accident Insurance Fund	10,30,310	45,238	10,75,548	3,35,226	7,40,322
Plant and Machinery Depreciation Fund	13,34,565	7,16,592	20,51,157	3,94,111	16,57,046
Renewal of Road Surfaces Fund	6,45,414	12,918	6,58,332	6,58,332	...
Net Premia Fund	26,97,956	1,91,139	28,89,095	6,41,844	22,47,251
Depreciation Fund for replacement of Plant & Machinery purchased out of Loan Fund	3,84,667	18,303	4,02,970	4,02,970	...
K. E. M. Hospital and G. S. M. College Research Fund	82,407	93,000	1,75,407	15,927	1,59,480
Advance from K. E. M. Hospital and G. S. M. College equipment Fund for purchase of Machinery for Municipal Printing Press	34,714	13,000	47,714	21,686	26,028
Slum Service Fund	1,18,966	13,125	1,32,091	1,32,091	...
Hospital Fund	4,93,508	2,16,430	7,09,938	2,11,453	4,98,485
Precast Concrete Slab Pavement Renewal Fund	1,77,888	53,706	2,31,594	2,31,594	...
Gardens Fund (a) Victoria Gardens	93,881	5,254	99,135	99,135	...
Land (R. & A.) Fund	10,86,605	10,86,605	...	10,86,605
Total Rs. ...	77,41,061	28,65,378	1,06,06,439	35,95,971	70,10,468

G. V. DAMLE,
Chief Accountant.

V. L. GIDWANI,
Municipal Commissioner.

Appendix No. 14-C
Statement of Deposit Accounts for 1957-58

Name of Account.	Opening Balance on 1st April 1957.	Credits during 1957-58.	Total.	Debits during 1957-58.	Closing Balance on 31st March 1958.
	Rs.	Rs.	Rs.	Rs.	Rs.
A.—Cash Deposits from Contractors, etc.—	23,89,202	14,96,735	38,85,937	12,57,918	26,28,019
(1) From Contractors	7,83,073	17,62,205	25,45,278	14,22,660	11,22,618
(2) From Tenderers	2,38,000	98,000	3,36,000	34,500	3,01,500
(4) Tenderers on approved list					
B.—Cash Deposits from private parties received through Departmental Officers—	34,10,275	33,56,940	67,67,215	27,15,078	40,52,137
(1) City Engineer	43,04,818	10,49,356	53,54,174	4,75,515	48,78,659
(2) Hydraulic Engineer	19,74,238	6,44,939	26,19,177	2,52,655	23,66,522
(3) Assessor and Collector	23,51,274	1,57,97,850	1,81,49,124	1,51,54,375	29,94,749
(4) Executive Health Officer	2,17,319	66,620	2,83,939	48,853	2,35,086
(5) Estate Agent and Land Manager—					
(i) Improvement Schemes	29,74,646	11,67,248	41,41,894	3,54,568	37,87,326
(ii) Municipal Properties	10,42,431	2,53,934	12,96,365	75,578	12,20,787
(6) Dean, (i) K. E. M. Hospital	3,61,510	1,17,854	4,79,364	45,066	4,34,298
Dean, (ii) G. S. M. College	46,107	4,54,665	5,00,772	1,03,329	3,97,443
Dean (iii) Municipal Group of Hospitals Sion	31,346	1,39,556	1,70,902	1,16,596	54,306
(7) Superintendent of Licences	8,23,250	4,68,399	12,91,649	4,76,395	8,15,254
(8) Superintendent of Markets	2,60,188	1,77,821	4,38,009	2,42,737	1,95,272
(9) Superintendent of Stores	6,15,859	81,591	6,97,450	49,864	6,47,586
(10) Election and Town Duty Officer	8,250	94,409	1,02,659	92,148	10,511
(11) Municipal Commissioner	2,540	11,738	14,278	3,668	10,610
(13) M. S.		31	31	31	
(14) Curator Museum	6,631	2,807	9,438	2,275	7,163
(15) Solr to Corp.					
(16) Chief Officer, Fire Brigade	3,167	5,552	8,719	6,688	2,031
(17) Superintendent of Gardens	14,826	29,971	44,797	20,936	23,861
(18) Mechanical Engineer	17,068	5,084	22,152	2,469	19,683
(19) Dean T.N.M. College B.Y.L. Nair & Nair Hosp. Dental College	77,767	66,352	1,44,119	51,178	92,941
(20) Chief Inspector, Shops Estt.	8,493	41,571	50,064	48,089	1,975
(21) Editor Bombay Civic Journal	808	189	997	500	4,97
(22) M.G.M. O.S.Pool	1,334	1,502	2,836	567	2,269
(23) P. R. O.	65	90	155	155	
	1,51,43,935	2,06,79,129	3,58,23,064	1,76,24,235	1,81,98,829
C.—Other Cash Deposits	75,10,959	1,65,32,790	2,40,43,749	1,44,26,300	96,17,449
D.—Cash Deposits from Lessees	28,93,431	1,61,627	30,55,058	85,525	29,69,533
E.—Paper Deposits (Kept in Office)—					
(1) From Contractors, etc.	21,050	6,40,700	6,61,750	6,31,200	30,550
(2) From Tenderers	3,48,100	3,97,650	7,45,750	1,60,950	5,84,800
(4) Securities held under objection	74,300	84,600	1,58,900	1,37,800	21,100
	4,43,450	11,22,950	15,66,400	9,29,950	6,36,450
F.—Paper Deposits from Municipal employees and contractors lodged with the State Bank of India	30,64,815	7,35,300	38,00,115	8,39,590	29,60,525
G.—Paper Deposits from lessees, etc., lodged with the State Bank of India	22,56,030	1,59,150	24,55,180	2,13,500	22,41,680
H.—Cash Deposits received from Ex-Municipal Employees and from Employees in service joining Pension Scheme	67,57,542	6,89,759	74,47,301	12,698	74,34,603
I.—Deposit from A. G. in connection with the work of setting of Tulsi pipe line etc.	24,873		24,873	24,873	
J.—Citizens Special Emergency Relief Fund	1,190		1,190		1,190
K.—Mayor's Special Emergency Relief Fund	1,434		1,434		1,434
L.—Cash Deposits from Accountant General Bombay in respect of Municipal claims arising from Bombay Explosions	1,76,436		1,76,436	1,067	1,75,369
M.—Cash Deposits from Govt. for construction of 900 Tenements for Displaced Persons.	4,99,987		4,99,987	20,70	4,97,917
N.—Deposit from Citizens Emergency Relief Committee	69,380		69,380		69,380
O.—Rent in respect of 300 Rooms at Arthur Road	92,172	79,874	1,72,046	71,402	1,00,644
P.—Rent in respect of 100 Rooms at Wadala Road	30,129		30,129		30,129
Q.—Deposit received from the Govt. on account of capitalized value of the pension for the Fire Brigade staff	39,462		39,462	5,638	33,824
R.—Sales Tax ... 1 Sales Tax	4,426	14,783	19,209	13,212	5,997
2 General Tax	5,539	12,728	18,267	11,742	6,525
S.—Cash Deposit from C.E.R. Committee for the construction of 30 Tenements at Shantinagar	33,695		33,695		33,695
T.—Purchase Tax	310		310		310
TOTAL	4,24,99,470	4,35,45,030	8,60,44,500	3,69,76,880	4,90,67,620

G V. DAMLE,
Chief Accountant.

V. L. GIDVANI,
Municipal Commissioner.

Appendix No. 14-D
Statement of Reserve stock for 1957-58

Name of Account.	Opening Balance on 1st April 1957.	Debits during 1957-58.	Total.	Credits during 1957-58.	Closing Balance on 31st March 1958.
	Rs.	Rs.	Rs.	Rs.	Rs.
General Stores Account	23,28,504	23,28,105	46,56,609	18,51,251	28,05,358
Capital Stores Account	† 31,41,894	1,13,15,419	1,44,57,313	41,87,034*	1,02,70,279
Line Suspense Account	82,929	...	82,929	396	82,533
§ General Stores A/C (Foras Road Depot)...	99,101	2,34,742	3,33,843	71,689	2,62,154
§Capital Stores A/C (Foras Road Depot)...	32,378	35,137	67,515	67,515**	...
Total ...	56,84,806	1,39,13,403	1,95,98,209	61,77,885	1,34,20,324

* Out of this credit of Rs. 31,41,894 is due to transfer of Capital Stock Account from Revenue Account to Loan Works Account.

† In addition to this an amount of Rs. 1,00,60,276 is shown under Loan Works Account.

** Out of this credit of Rs. 25,716 due to transfer of Capital Stock Account at Foras Road Depot from Revenue Account to Loan Works Accounts.

G. V. DAMLE,
Chief Accountant.

V. L. GIDWANI,
Municipal Commissioner.

Appendix No. 14-E

Statement showing 'Interest accrued but not paid' in respect of the following Municipal Loans credited to Suspense account pending adjustment in their respective years of repayment, outstanding on 31st March 1958.

Year of Adjustment.	Particulars of Loans.	Amount of Interest accrued but not paid outstanding.	Date of Maturity of the Loan.
		Rs. nP.	
1929-30	Rs. 37 Lakhs Loan	21,846.00	1- 8-1959
1923-24	" 70 " " Portion Rs. 20,60,000 ...	27,466.67	1- 6-1974
1925-26	" 10 " "	12,500.00	1- 7-1980
1937-38	" 9 " "	1,313.00	14- 3-1966
"	" 24½ " "	12,250.00	1- 2-1967
1938-39	" 30 " " of 1937-38	4,250.00	14- 3-1968
1940-41	" 30 " " of 1938-39	7,500.00	1- 3-1969
1940-41	" 64 " " of 1939-40	16,000.00	1- 3-1970
1941-42	" 48 " " of 1940-41	14,000.00	1- 3-1971
1942-43	" 25 " " of 1941-42	7,291.67	1- 3-1972
1945-46	" 20 " " of 1943-44	5,833.33	1- 3-1974
1946-47	" 22 " " of 1944-45	6,416.67	1- 3-1975
1947-48	" 25 " " of 1945-46	7,291.67	1- 3-1976
1948-49	" 54 " " of 1946-47	13,500.00	1- 3-1977
1948-49	" 75 " " of 1947-48	40,625.00	1- 8-1977
1951-52	" 2 Crores " of 1950-51	81,250.00	16- 8-1965
1951-52	" 80 Lakhs " of 1950-51	32,500.00	1- 9-1980
1951-52	" 17.97 " " of 1950-51	17,970.00	1-12-1960
1951-52	" 88,14,500 " of 1949-50	11,936.31	15- 9-1979
1952-53	" 61 " " of 1948-49	15,250.00	1- 3-1979
1952-53	" 10 " " of 1950-51	2,709.00	16- 8-1965
1952-53	" 1.75 Crores " of 1951-52	3,24,480.00	3-10-1966
1953-54	" 244,14,500 " of 1952-53	81,381.69	1- 9-1964
1953-54	" 60 Lakhs " of 1951-52	28,125.00	16- 8-1966
1953-54	" 69 " " of 1952-53	23,000.00	1- 9-1967
1953-54	" 10 " " of 1950-51	361.00	16- 8-1965
1953-54	" 1.75 Crores " of 1951-52	622.00	3-10-1966
1954-55	" 33 Lakhs " of 1951-52	15,468.75	3-10-1966
1954-55	" 35 " " of 1952-53	1,555.56	1- 9-1964
1954-55	" 110 " " of 1953-54	36,666.69	1- 9-1963
1954-55	" 85 " " of 1953-54	28,333.31	1- 9-1973
1954-55	" 50 " " of 1953-54	16,666.69	1- 9-1973
1955-56	" 175,34,000 " of 1951-52	7.56	3-10-1966
1955-56	" 1,92,49,000 Loan of 1954-55	64,163.31	1- 9-1964
1955-56	" 70 Lakhs Loan of 1954-55	23,333.33	1- 3-1975
1956-57	" 180 Lakhs Loan of 1955-56	30,000.00	15- 9-1967
1957-58	" 115.50 Lakhs Loan of 1956-57	2,11,750.00	15-10-1963
	Total Rs.	12,45,614.21	

G. V. DAMLE,
Chief Accountant.

V. L. GIDWANI,
Municipal Commissioner.

APPENDIX No. 14-E(1)

Statement showing the details of Debt Equalization Fund in respect of the following Loans received from the Government Credited to Suspense Account pending adjustment in their respective years of repayment outstanding on 31st March 1958.

Year of Adjustment	Particulars of Loans	Amounts Credited to the Debt Equalization Fund.		
		Instalment.	Interest.	Total.
		Rs.	Rs.	Rs.
1957-58	Rs. 1 Crore received from Government on 27-11-1956	8,32,910	Nil.	8,32,910

G. V. DAMLE,
Chief Accountant.

V. L. GIDWANI,
Municipal Commissioner.

Statement showing the amounts of the Receipts and Expenditure respectively credited to the credit of the Fund at the close of the

	Details.		Total.	
	Rs.	nP.	Rs.	nP.
RECEIPTS—A.—REVENUE ACCOUNT.				
	A.—General Tax	...	4,10,61,749	00
	B.—Town Duties	...	90,69,544	76
	C.—Other Receipts	...		
1. General Tax, indirect Taxation and Miscellaneous Revenue.	(a) Grant-in-aid of the fees for Land Conveyance, Music etc., Licences	...	11,452	50
	(b) Grant-in-aid in respect of fines for offences against the Law	...	2,62,830	94
	(c) Interest and Profit on Investment of Surplus Loan and other balances	...	22,50,073	43
	(d) Interest on Plant and Machinery Depreciation Fund	...	1,31,541	36
	(e) Miscellaneous	...	8,21,109	94
	(f) Receipts on account of Municipal Journal	...	27,386	20
	(g) Receipts from M.G.M.O. Swimming Pool	...	86,865	49
2. Water Works—Water Tax and other Miscellaneous Water Works Revenue				
	A.—Water Tax	...	2,53,22,807	80
	B.—Other Receipts	...	6,20,986	88
3. Education—Primary				
4. Museums and Libraries				1,546 99
5. Public Health Department				3,53,777 48
6. Medical Relief and Education				7,05,553 64
7. Street Cleansing and Conservancy, Road Watering and Halalkhore Service—				
	A.—Halalkhore Tax	...	73,79,744	32
	B.—Other Receipts	...	3,18,743	68
8. Roads, S. W. Drains and public Lighting—				
	A.—Wheel Tax	...	45,17,761	06
	B.—Contribution from Government in lieu of Tolls	...	25,000	00
	C.—Other Receipts	...		
	(a) Ground Rent	...	42,313	17
	(b) Miscellaneous	...	8,11,796	48
	(c) Interest realised on Donations	...	3,236	75
9. Mechanical				2,93,590 76
10. Buildings, Land Acquisition and Management—				
	A.—Sale Proceeds of Surplus Land	...	2,63,647	33
	B.—Other Receipts	...		
	(a) Rent of Buildings	...	1,20,920	91
	(b) Ground Rent	...	3,32,638	02
	(c) Miscellaneous	...	7,77,115	90
11. Fire Brigade—				
	A.—Fire Tax	...	18,13,945	55
	B.—Other Receipts	...	40,489	34
12. Licensing, Removal of Encroachments on Public Streets, Administration of Shops & Establishment Act., 1948 and Theatre Tax				
	A.—Licences for Dangerous and Offensive Trades	...	12,79,839	95
	B.—Removal of Encroachments on Public Streets	...	6,50,242	31
	C.—Receipts from administration of Shops & Establishment Act.	...	1,85,553	54
	D.—Miscellaneous	...	4,55,875	05
	E.—Receipts from Theatre Tax	...	5,75,657	80
13. Gardens and Open Spaces				1,26,563 08
14. Markets and Slaughter Houses				39,79,084 75
15. Contribution from Capital Funds to Revenue on account of Loan Works Staff				4,34,800 19
16. Extraordinary Receipts				1,74,476 62
17. Rebate from Government on account of collection of the Urban Immovable Property Tax in the City				2,07,724 21
18. Transfers from the B. E. S. & T. Fund				40,36,487 99
Total Revenue Receipts Rs.				
			10,95,74,478	17

No. 15.

and debited to the Municipal Fund during the year 1957-58 and the balance year 1957-58 (i. e. 31st March 1958).

	Details.		Total.	
	Rs.	nP.	Rs.	nP.
RECEIPTS—B.—CAPITAL ACCOUNT—				
Loan Funds—				
Debt—Principal—				
Rs. 150 Lakhs Loan of 1957-58	1,00,00,000	00		
Rs. 1 Crores Loan from Government	1,00,00,000	00		
Rs. 1 Crores Loan from Internal Funds	1,14,10,500	00		
Advances from Special Funds for purchase of Plant and Machinery—				
K.E.M. Hospital and G.S.M. College Research Fund	93,000	00		
Net Premia Fund	1,91,139	05		
Municipal Fire and Accident Insurance Fund	45,237	65		
K.E.M. Hospital Equipment Fund	13,000	00		
Pre-cast Concrete Slab Pavements renewal Fund	53,706	12		
Garden Fund (a) Victoria Gardens	1,830	46		
Slum Service Fund	13,125	19		
Hospital Fund	2,16,430	01		
Renewal of Road Surfaces Fund	12,917	70		
Plant and Machinery Depreciation Fund	7,16,592	29		
Depreciation Fund for replacement of Plant and Machinery	18,302	81		
Advances from Net Premia Fund and Special Funds for renewal (1) of Surfaces of Roads for which no renewal Fund exists and (2) of Surfaces of Roads taken over from Ex-Trust				
Advance from Net premia fund for Repayment of Rs. 28 lakhs Loan of 1929				
			3,27,85,781	28
Trust Fund—				
Government share of the cost of Preliminary Expenses in connection with preparation of the Master Plan for Bombay City and Greater Bombay				
Donations				
Interest on investments			1,23,103	38
Amount Received from State Govt. (Bombay) for subway near Charchgate Rly. Station.	1,23,103	38		
Total Capital Account Receipts Rs.			3,29,08,884	66
RECEIPTS—C.—SUSPENSE ACCOUNT—				
I.—Sinking and Special Fund Accounts—				
Sinking Fund account—Municipal	1,25,50,351	14		
Special Fund Accounts	1,55,05,271	35		
Improvement Schemes Fund Account—				
(a) Sinking Fund Account	33,96,637	05		
(b) Investment Reserve Fund Account	2,48,642	36		
Sinking Fund Account—Slum clearance (City)	24,832	00		
Sinking Fund Account Slum clearance (Suburbs).				
Amenities Fund Account.	55,220	00		
Rent Equalisation Fund Account.	1,65,660	00		
II.—Paper and Cash Accounts—				
(1) Sinking Fund	32,82,480	85		
(2) Special Funds	1,26,00,097	84		
(3) Surplus Fund	3,03,75,548	14		
(4) Loan Fund	1,12,50,433	34		
(5) Improvement Schemes Funds—				
(a) Sinking Fund	29,25,728	89		
(b) Capital Fund	61,91,125	67		
(c) Investment Reserve Fund	1,14,110	59		
6. Improvement Schemes A/c (Slum Clearance) City—				
(a) Sinking Fund	150	00		
(b) Capital Fund	24,923	34		
7. Improvement Schemes A/c (Slum Clearance) Subs.				
(a) Sinking Fund				
(b) Capital Fund				
State Bank of India and other Local Banks on account of Sundry deposits	11,14,94,527	78		
III.—Suspense Accounts—				
Deposit Account	4,35,45,030	07		
Reserve Stores Account	53,55,681	43		
Reserve Stores a/c—Stock (Foras Road Depot)	71,688	98		
Capital Stores Accounts	1,59,05,431	04		
Capital Stores a/c Stock Foras Road Depot	67,515	29		
Purchase of Petrol and Diesel Oil	4,01,559	68		
Purchase of Coal	238	94		
Advances Departmental Works	11,55,939	40		
Advances Municipal Workshops	3,09,785	07		
Municipal Foundry	39,739	77		
Work Crushers	2,75,604	21		
Sewri Crushers	1,79,933	83		
Mechanical Transport	89,696	23		
Asphalt Plant	13,20,176	89		
Pre-Cast Concrete Slabs	7,945	00		
Municipal Printing Press	7,98,795	15		
Advances Private Works	7,53,320	12		
Advances Special Funds	35,95,972	37		
Municipal Contractors	1,143	93		
Municipal Tenderers	4,060	00		
Sundry Advances	18,14,871	80		
Advances for demolition of unauthorised structures and for removal of unsafe Buildings in the City	1,805	00		
Advances to Municipal Officers—	23,798	96		
Interest Accrued but not paid	2,11,750	00		
Provident Fund	1,15,14,206	09		
Welfare Fund	432	65		
Fines Fund	1,076	34		
Gardens Fund	53,911	71		
Victoria and Albert Museum Fund	8,401	64		
Fidelity Guarantee Insurance Fund	8,411	65		
Bombay Municipal Corporation Loans Interest Warrants payable Account	58,69,409	86		
City of Bombay Improvement Trust Loans Interest Warrants Payable Account	16,45,994	77		
Cash Bills outstanding Account	83,309	48		
Dishonoured Cheques	20,22,289	39		
Cheques payable	24,38,02,271	22		
Wages Deposit Account	47,61,690	51		
Advance from S. C. B. for financing expenditure on Capital Works pending raising of a new Loan	2,45,61,184	16		
Loan Redemption Fund—Municipal	64,64,029	36		
Loan Redemption Fund—Improvement Schemes	54,03,064	21		
Manufacture of concrete covers—Recoveries	10,374	00		
Interest on B. I. T. Loans payable Account	12,770	00		
Advances from S. C. B.—Slum Clearance	1,84,743	64		
Rent Equalisation Fund	1,65,660	00		
Amenity Fund	55,220	00		
Debt-charges Equalisation Fund	8,32,910	00		
Plant and Machinery Purchased out of S. C. B.	3,17,246	69		
Total Receipts— C.—Suspense Accounts			59,49,15,830	87

	Details.		Total.	
	Rs.	nP.	Rs.	nP.
RECEIPTS—D.—IMPROVEMENT SCHEMES ACCOUNT—				
General Account Revenue—				
I.—Rents and other proceeds of Properties	67,23,578	20		
II.—Contribution from the Municipal Corporation under section 125 (2)(d) of the Municipal Act.	44,52,856	15		
III.—Grant-in-aid for meeting deficit in General Account	14,56,456	00		
IV.—Interest and Profit on Investments	4,38,829	83		
V.—Miscellaneous Receipts	26,025	78		
VI.—Transfer of Revenue Surplus to Capital Account	Dr. 7,00,786	84		
	Total Rs.		1,23,96,959	12
Capital Account—				
I.—Saleproceeds of Lands, Buildings, etc.	4,75,753	04		
III.—Transfer of Revenue Surplus to Capital Account	7,00,786	84		
Loans to be raised for repayment of Rs. 40 L. L. in 1957-58	27,38,500	00		
	Total—Capital Account Receipts Rs.		39,15,039	88
	Total—D.—Improvement Schemes		1,63,11,999	00
RECEIPTS—E.—IMPROVEMENT SCHEMES ACCOUNT—SLUM CLERANCE (CITY)—				
General Account Revenue—				
I.—Rents and other proceeds of Properties	72,502	13		
II.—Grant-in-aid for meeting deficit				
III.—Interest and Profit on Investment	1,086	16		
IV.—Miscellaneous Receipts				
V.—Transfer of Revenue Surplus to Capital Account	Dr. 10,311	85		
			63,276	44
Capital Account—				
I.—Receipts from Government	9,50,997	00		
II.—Loans to be raised in 1957-58	20,00,000	00		
Transfer of Revenue Surplus A/C from General Account	10,311	85		
	Total.—Capital Account Receipts		29,61,308	85
	Total, E.—Improvement Schemes Slum Clearance (City)		30,24,585	29
RECEIPTS—F.—IMPROVEMENT SCHEMES ACCOUNT—SLUM CLEARANCE (SUBS.)				
General Account Revenue—				
I.—Rents and other proceeds of properties				
II.—Contribution from Municipal Corporation (Suburbs)	7,36,428	00		
III.—Interest and Profits on Investments	21,224	64		
IV.—Miscellaneous Receipts				
V.—Transfer of Revenue Surplus to Capital Account	Dr. 7,57,652	64		
Capital Account—				
I.—Receipts				
II.—New Loans in 1957-58				
Transfer of Revenue Surplus	7,57,652	64		
	Total.—Capital Account Receipts		7,57,652	64
	Total, F.—Improvement Schemes Account—Slum Clearance (Subs.)		7,57,652	64
EXPENDITURE A.—REVENUE ACCOUNT.				
I.—General Supervision, Collection of Revenue, etc.—				
A.—General Superintendence	17,52,578	76		
B.—Collection of Revenue	13,67,325	19		
C.—Upkeep and guarding of Municipal Head Office	75,604	30		
D.—General Stores	1,92,079	59		
E.—Miscellaneous Charges	2,98,978	87		
F.—Election Expenses	6,34,735	00		
G.—New Works	11,747	41		
H.—Debt Charges	4,02,758	47		
Deduct—Proportion of General Superintendence chargeable to Water Works, Fire Brigade Markets, and Improvement Schemes Account and Education Fund account	10,97,212	18		
			36,38,595	41
II.—Water Works—				
A.—Maintenance	30,17,571	25		
B.—Income Tax on income derived by the Municipality for supply of water to areas outside Municipal Jurisdiction	40,000	00		
C.—Provident Fund and Pensions, etc., Charges	2,81,946	43		
D.—Proportion of General Supervision and Collection of Revenue, etc.	6,34,671	57		
E.—Dearness Allowance	10,90,591	91		
F.—New Works	30,963	06		
G.—Debt Charges	1,77,17,647	75		
Provision for Equalisation of Debt—Charges	8,32,910	00		
			2,36,46,301	97
III.—Education—Primary				
IV.—Museums and Libraries—				
A.—Victoria & Albert Museum	45,656	32		
B.—Municipal Free Reading rooms & Libraries	46,605	23		
C.—Debt charges	1,175	64		
			93,437	19
V.—Public Health Department				
A.—General Superintendence	20,71,512	00		
B.—Supply of milk to the undernourished needy children attending Municipal Schools	11,31,868	79		
C.—New Works	4,129	63		
D.—Debt Charges	9,10,300	57		
			41,17,810	99
	Expenditure A—Revenue Carried over		3,14,96,145	56

No. 15—Continued.

	Details.		Total.
	Rs.	nP.	Rs. toP.
VI.—Medical Relief and Education—			
A.—Hospitals and Maternity Homes—	82,77,927	13	
B.—Dispensaries	3,97,814	76	
C.—Medical and Nursing Assistance to poor people in their houses	655	86	
D.—Family planning clinics	19,155	09	
E.—Medical Education	11,13,841	50	
F.—Statutory Contribution to Government Medical Institutions	4,14,500	00	
G.—Clinic for treatment of Leprosy cases	58,689	17	
H.—New Works	75,107	49	
I.—Providing a convalescent home of 120 Beds with Equipments, Staff quarters near K. E. Hospital	1,31,163	48	
J.—Debt Charges	10,47,728	68	4,75,36,583 16
VII.—Street Cleansing and Conservancy, Road Watering and Halalkhore Service—			
A.—Street Cleansing and Conservancy	8,28,360	71	
B.—Collection, Loading Removal and disposal of Town Refuse	62,18,675	99	
C.—Road Watering	168	64	
D.—Halalkhore Service	55,46,931	37	
E.—New Works	3,97,026	89	
F.—Debt Charges	30,24,959	78	1,60,16,173 38
VIII.—Roads S. W. Drains and Public Lighting—			
A.—General	3,05,786	94	
B.—Maintenance of Roads	31,65,850	59	
C.—Public Lighting	25,18,186	81	
D.—Maintenance of S. W. Drains	55,252	71	
E.—Rebate on Account of the compounded wheel-tax,	19,210	00	
F.—New Works	7,22,094	83	
G.—Debt Charges	28,02,035	67	
H.—Covering the open storm water channel from Globe Mill passage to the confluence of the two channels near Century Mills	1,17,209	25	
I.—Treating with 3' of asphaltic concrete, Surfaces of Different Roads in the City	4,43,616	69	1,01,49,243 49
IX.—Mechanical—			
A.—Mechanical Engineer's Office Estt.	3,00,023	19	
B.—New Works	9,348	84	
C.—Debt Charges	93,710	86	4,03,082 89
X.—Buildings, Land Acquisition and Management—			
A.—City Engineer's Central Office Establishment	1,29,921	40	
B.—Inspection and Supervision of Private Buildings	5,22,988	60	
C.—Removal of stall-boards in the City	3,529	49	
D.—Architectural	1,22,875	00	
E.—Land Acquisition and Management	98,605	14	
F.—Supervision of Factories, Workshops and Work Places	38,250	84	
G.—New Works	12,21,955	25	
H.—Debt Charges	6,01,199	90	
Deduct—Supervision Chargeable to Improvement Schemes Account	39,510	51	26,99,815 11
XI.—Fire Brigade—			
A.—Maintenance	8,26,453	73	
B.—Provident Fund, Pensions, etc., Charges	1,55,375	82	
C.—Proportion of General Supervision and Collection of Revenue	51,721	99	
D.—Dearness Allowance	2,50,589	73	
E.—New Works	5,183	45	
F.—Debt Charges	2,88,992	49	15,78,317 21
XII.—Licensing, Removal of Encroachment on Public Streets and Administration of Shops and Establishment Act, 1948 and Theatre Tax—			
A.—Licensing Establishment	2,14,784	32	
B.—Removal of encroachments on Public Streets	1,50,467	42	
C.—Administration of Shops and Establishment Act, 1948	1,58,309	99	
D.—Administration of Theatre Tax	14,154	15	
E.—New Works	
F.—Debt Charges	9,760	27	5,47,476 15
XIII.—Gardens and Open Spaces—			
A.—Gardens	4,93,810	08	
B.—New Gardens, Recreation Ground etc.	19,661	17	
C.—Road side Trees	39,908	09	
D.—New Works	18,748	10	
E.—Debt Charges	1,20,697	51	6,92,824 95
XIV.—Markets and Slaughter Houses—			
A.—Markets and Slaughter Houses & Refrigerator at A. C. Market	11,13,834	18	
B.—Provident Fund and Pension, etc., charges	64,712	43	
C.—Proportion of General Supervision	72,828	72	
D.—Dearness Allowance	3,26,718	41	
E.—New Works	7,514	99	
F.—Debt Charges	2,04,028	91	17,87,637 64
XV.—Contribution to—			
(a) Budget 'B' under Section 125(2)(d) of the Bombay Municipal Corporation Act	44,52,856	15	
(b) Budget 'D' under Section 123(B)(2) of the Bombay Municipal Corporation Act	17,60,440	00	
(c) Budget 'E' under Section 126C(c) of the Bombay Municipal Corporation Act	1,11,32,141	00	
(d) Budget 'F' under Sec. 123(d) (2) of the B.M.C. Act	4,40,110	00	1,77,85,547 15
XVI.—Miscellaneous			
A.—Provident Fund, Pensions Gratuitia and Compassionate Allowances	22,83,239	51	
B.—Urban Immovable Property Tax on Municipal Properties in the City	6,519	08	
C.—Dearness Allowance	91,85,244	67	
D.—Grants-in-aid to Public Institutions	10,86,099	18	
E.—Rent of Buildings Requisitioned for Housing Municipal Employees of Essential Services etc	Cr, 1,886	09	1,25,59,216 35
Total Expenditure—A—Revenue account Rs.			10,72,54,063 04

	Details.	Total.
	Rs. nP.	Rs.
EXPENDITURE B—CAPITAL ACCOUNT		
I.—General Supervision, Collection of Revenue, etc.	11,38,489.28	
II.—Water Works, ordinary	15,29,514.11	
II.—Augmenting City's Water Supply	1,36,71,219.39	
V.—Public Health Department	15,86,852.02	
VI.—Medical Relief and Education	30,91,127.14	
VII.—Street Cleansing, Conservancy, Road Watering and Halalkhore Service	14,13,001.65	
VIII.—Roads, S. W. Drains and Public Lighting	3,90,218.36	
IX.—Mechanical	5,626.05	
X.—Buildings, Land Acquisition and Management	8,35,768.21	
XI.—Fire Brigade	6,10,654.00	Cr.
XIII.—Gardens and open spaces	5,10,485.66	
XIV.—Markets and Slaughter Houses	30,363.68	
XV.—Slum Service	5,96,099.54	
XVII.—Greater Bombay	4,863.50	
Discount and other charges on the new Loans	4,96,717.16	
Plant and Machinery to be purchased out of Net Premia Fund	1,53,650.83	Cr.
Plant and Machinery to be purchased out of Municipal Fire and Accident Ins. Fund	2,27,068.86	Cr.
Plant and Machinery to be purchased out of K.E.M. Hospital Equipment Fund	8,685.69	Cr.
Plant and Machinery to be purchased out of K. E. M. Hospital Research Fund	77,072.99	
Plant and Machinery to be purchased out of Depreciation Fund for Replacement of Plant and Machinery	1,16,898.82	Cr.
Plant and Machinery to be purchased out of Pre-cast Concrete Slabs Pavement Renewal Fund	717	Cr.
Plant and Machinery to be purchased out of Plant and Machinery Depreciation Fund	3,87,163.06	
Plant and Machinery to be purchased out of Renewal of Road Surfaces Fund	1,12,248.69	Cr.
Plant and Machinery to be purchased out of Garden Fund (a) Victoria Gardens	33,106.05	Cr.
Plant and Machinery to be purchased out of Hospital Fund	4,977.27	
Plant and Machinery to be purchased out of Slum Service Fund	22,155.41	Cr.
Assets written off... ..	16,18,524.60	
Repayment of Advance taken out of S. C. B. for financing expenditure on Capital Works pending raising of a new Loan	7,34,624.59	
Repayment of Rs. 28 Lakhs Loan 1929	
Advance for Purchase of Capital Stores Account Purchases	31,67,609.72	
		3,00,05,842.46
Trust Fund—		
Expenditure		2,22,853.00
Total B—Capital Expenditure Rs.		3,02,28,695.46

	Details.		Total.	
	Rs.	nP.	Rs.	nP.
EXPENDITURE—C.—SUSPENSE ACCOUNTS—				
I.—Sinking and Special Fund Accounts—				
(1) Sinking Fund Account—Municipal	25,70,684	51		
(2) Special Fund Accounts	85,05,180	76		
(3) Improvement Schemes Fund Accounts—				
(a) Sinking Fund Account	17,15,287	39		
(b) Investment Reserve Fund Account	1,539	79		
Sinking fund A/C Slum Clearance City				
Amenities Fund Account		137	50	
Rent Equalisation Fund		413	00	
II.—Paper and Cash Accounts—				
(1) Sinking Fund	1,32,62,147	47		
(2) Special Funds	1,82,95,782	37		
(3) Surplus Fund	2,73,81,844	69		
(4) Loan Fund	1,12,50,122	54		
(5) Improvement Schemes Funds—				
(a) Sinking Fund	46,07,078	55		
(b) Capital Fund	67,21,764	17		
(c) Investment Reserve Fund	3,61,213	17		
(6) Improvement Schemes A/C (Slum Clearance) City				
(a) Sinking Fund		24,982	00	
(b) Capital Fund		24,68,250	00	
(6) Improvement Schemes A/C (Slum Clearance) Subs.				
(a) Sinking Fund		7,57,652	64	
(b) Capital Fund		55,082	50	
Amenities Fund		1,65,247	00	
Rent Equalisation Fund		11,35,31,355	30	
State Bank of India and other Local Banks on account of Sundry Deposits				
III.—Suspense Accounts—				
Deposit Account	3,69,76,880	12		
Reserve Stores Accounts	47,69,392	05		
Reserve Stores Account Stock—Fors Road Depot	2,34,742	46		
Capital Stores Accounts	2,21,11,644	65		
Capital Stores Account Stock—Fors Road Depot		35,137	28	
Purchase of Petrol, and Diesel Oil	5,62,567	19		
Purchase of Coal				
Advances Departmental Works	19,56,626	98		
Advances Municipal Workshop	5,88,211	83		
Municipal foundry	84,072	07		
Worli Crushers	3,61,220	05		
Sewri Crushers	3,24,532	49		
Mechanical Transport	2,49,411	53		
Asphalt Plant	10,03,480	42		
Pre-Cast Concrete Slabs	10,351	31		
Municipal Printing Press	9,73,281	03		
Advances Private Works	14,33,832	71		
Advances Special Funds	28,65,378	43		
Municipal Contractors	3,256	87		
Municipal Tenderers	17,720	00		
Sundry Advances	39,37,338	92		
Advance for demolition of unauthorised Structures and for Removal of unsafe Buildings in the City	7,622	00		
Repayment of Loans Municipal	64,64,029	36		
Do. (Impts. Schemes)	54,03,064	21		
Advances to Municipal Officers	21,396	00		
Provident Fund	1,15,14,206	09		
Welfare fund	432	65		
Fines Fund	1,076	34		
Gardens Fund	53,911	71		
Victoria and Albert Museum Fund	8,401	64		
Fidelity Guarantee Insurance Fund	8,411	65		
Bombay Municipal Corporation Loans Interest Warrants payable Account	58,40,734	25		
City of Bombay Improvement Trust Loans Interest Warrants Payable Account	16,18,389	30		
Dishonoured Cheques	20,22,289	39		
Cash Bills outstanding Account	83,671	43		
Cheques payable	24,55,93,045	85		
Wages Deposit Account	47,61,690	51		
Advance from S. C. B. for financing expenditure on Capital Works pending raising of a new Loan	2,38,26,559	57		
Interest on B.I.T. Loans payable account	44,910	00		
Interest accrued but not paid	32,811	62		
Advance for manufacture of concrete Covers	9,255	00		
Advance from S. C. B. for financing expenditure on Improvement Schemes Slum Clearance	1,81,743	64		
Debt-Charges Equalisation Fund				
Rent Equalisation Fund	1,65,660	00		
Amenity Fund	55,220	00		
Total Expenditure—Suspense Accounts			59,78,96,375	95

SUMMARY.

Receipts.		Disbursements.	
Rs.	nP.	Rs.	nP.
1,49,89,189	38		
10,95,74,478	17	10,72,54,063	04
3,29,08,884	66	3,02,28,695	46
59,49,15,830	87	59,78,96,375	95
1,63,11,999	00	1,77,81,360	50
30,24,585	29	5,81,258	63
7,57,652	64		
75,74,93,430	63		
		Total Rs.	75,37,41,753 58
		* Balance on 31st March 1958	1,87,40,866 43
77,24,82,620	01	Total Rs.	77,24,82,620 01

G. V. DAMLE,
Chief Accountant.

No. 15—Concluded.

	Details.		Total.	
	Rs.	np.	Rs.	np.
EXPENDITURE—D.—IMPROVEMENT SCHEMES ACCOUNT				
General Account Expenditure—				
A.—Maintenance of Properties and Streets	47,84,527	57		
B.—Cost of Management and Establishment	21,56,817	68		
C.—Proportionate charges on account of Municipal Supervision	2,85,846	54		
	72,27,191	79		
Deduct—				
Proportionate share of cost of Management and Establishment chargeable to				
(a) General Account	22,35,581	85		
(b) Capital Account	2,07,082	37		
Do. do. do.			47,84,527	57
D.—Debt Charges			76,12,431	55
Total			1,23,96,959	12
Capital Account—				
Improvement and Street Schemes, etc.			21,71,308	51
Proportionate share of cost of Management and Establishment chargeable to General account			2,07,082	37
Transfer of Revenue Deficit to Capital Account			62,048	00
Discount and other charges on Loan raised in 1957-58			2,60,493	50
Repayment of 25 L. L. of 1926.			26,83,469	00
Repayment of Rs. 40 L. L.				
Total			53,84,401	38
Total—General and Capital Account Expenditure			1,77,81,360	50
EXPENDITURE—E.—IMPROVEMENT SCHEMES ACCOUNT—SLUM CLEARANCE—				
CITY—				
General Account Expenditure—				
A.—Maintenance of Properties and Streets				
B.—Cost of Management and Establishment				
C.—Proportionate Charges on account of Municipal Supervision				
Deduct—				
Proportionate Share chargeable to Genral Account, (a) Maintenance of Properties				
Do. do. do. to Capital Account				
D.—Debt Charges			63,276	44
Total			63,276	44
Capital Account—				
Expenditure			4,72,714	44
Proportionate share of cost of Management and Establishment chargeable to Capital Account				
Discount in General Account (under Slum Clearance)			45,267	75
Discount and other charges on loans				
Total			5,17,982	19
Total, E.—Improvement Schemes Account—Slum Clearance (City)			5,81,258	63
EXPENDITURE—F.—IMPROVEMENT SCHEMES ACCOUNT—SLUM CLEARANCE—				
(SUBURBS)—				
General Account Expenditure—				
A.—Maintenance of Properties and Streets				
B.—Cost of Management and Establishment				
C.—Proportionate charges on account of Municipal Supervision				
Deduct—				
Proportion chargeable to General Account				
Do. Capital Account				
D.—Debt Charges				
Total				
Capital Account—				
Expenditure				
Transfer of Revenue Deficit to Capital A/C.				
Total				
Total, F.—Improvement Schemes Account—Slum Clearance—(Suburbs)				
Bank's reconciliation —				
* Balance as per Bank's Pass Book			85,62,590	45
Add—				
Revenue sent to the Bank on 31st March 1958 but acknowledged on 1st April 1957.			36,29,908	22
			1,21,92,498	67
Less—				
Uncashed Cheques			6,91,087	74
Balance in Bank as per Day Book (Column No. 10)			1,15,01,410	93
Balance in Office in Government Promissory Notes, etc.	6,39,050	00		
Balance in Office in Cash	66,00,405	50	72,39,455	50
			1,87,40,866	43

V. L. GIDWANI,
Municipal Commissioner.

Appendix No. 16.

Comparison of Face, Purchase and Market Values as on 31st March 1958 of the different Securities held in the following Special Funds.

Name of Fund.	Particulars of Securities.	Face value.	Purchase rate per cent.	Actual cost at purchase rate.	Market rate per cent.	Value at Market rate.
		Rs.	Rs. a. p.	Rs. nP.	Rs. nP.	Rs. nP.
Municipal Fire and Accident Insurance Fund.	4 per cent. Bombay Improvement Trust Debentures.	46,600	Par.	46,600.00	} Par.	1,38,000.00
	Do. do. ...	10,000	89 0 0	8,900.00		
	Do. do. ...	7,200	88 0 0	6,336.00		
	Do. do. ...	23,500	84 8 0	19,857.50		
	Do. do. ...	9,700	84 4 0	8,172.25		
	Do. do. ...	41,000	92 12 0	38,027.50		
	3 per cent. Bombay Municipal Debentures	82,500	Par.	82,500.00	} Par.	82,500.00
	3½ per cent. do. do. ...	8,600	Par.	8,600.00		
	3½ per cent. do. do. ...	22,600	Par.	22,600.00	} Par.	22,600.00
	3½ per cent. do. do. ...	53,400	Par.	53,400.00		
	4½ per cent. Bombay Municipal Debentures	2,87,800	Par.	2,87,800.00	} Par.	2,87,800.00
	3 per cent. Conversion Loan 1946	26,800	Par.	26,800.00		
	Do. do. ...	1,16,100	101 0 0	1,17,261.00	} 71.00	1,02,595.00
	Do. do. ...	1,600	100 15 0	1,615.00		
	Total Rs. ...	7,37,400		7,28,469.25		6,95,495.00
Net Premia Fund ...	3 per cent. Government Promissory Notes	900	48 0 0	432.00	} 77.25	695.25
	3 per cent. Bombay Municipal Debentures	1,28,700	Par.	1,28,700.00		
	3 per cent. Conversion Loan 1946	2,53,500	Par.	2,53,500.00	} 71.00	1,28,700.00
	Do. do. ...	2,80,000	101 0 0	2,82,800.00		
	Do. do. ...	9,47,600	100 15 0	9,56,483.75		
	Total Rs. ...	16,10,700		16,21,915.75		11,80,976.25
Provident Fund ...	4½ per cent. Municipal Debentures	60,32,700	98 12 0	59,57,291.25	} Par.	60,32,700.00
	4 per cent. do. ...	81,10,800	99 8 0	80,70,246.00		
	4 per cent. do. ...	2,22,08,800	Par.	2,22,08,800.00	} Par.	2,22,08,800.00
	3½ per cent. do. ...	25,12,100	Par.	25,12,100.00		
	3½ per cent. do. ...	1,08,48,500	Par.	1,08,48,500.00	} Par.	1,08,48,500.00
	3½ per cent. do. ...	5,63,100	Par.	5,63,100.00		
	3½ per cent. do. ...	16,81,200	99 8 0	16,72,794.00	} Par.	16,81,200.00
	3½ per cent. do. ...	1,25,000	86 14 0	1,08,593.75		
	3½ per cent. do. ...	1,65,500	86 12 0	1,43,571.25	} Par.	1,65,500.00
	3½ per cent. do. ...	1,00,000	86 8 0	86,500.00		
	6 per cent. Bombay Improvement Trust Debentures.	1,91,000	Different rates.	1,92,531.25	} Par.	1,91,000.00
	6 per cent. do. do. ...	80,300	Par.	80,300.00		
	4½ per cent. do. do. ...	25,600	Par.	25,600.00	} Par.	25,600.00
	4 per cent. do. do. ...	46,500	Par.	46,500.00		
	4 per cent. do. do. ...	16,700	84 8 0	14,111.50	} Par.	16,700.00
	4 per cent. do. do. ...	3,80,300	84 4 0	3,20,402.75		
	4 per cent. do. do. ...	1,81,300	Different rates.	1,40,693.00	} Par.	1,81,300.00
	4 per cent. do. do. ...	9,85,500	92 12 0	9,14,051.25		
	4½ per cent. Bombay State Development Loan 1969.	6,42,100	99 12 0	6,40,494.75	} 100.10	6,42,742.10
	4 per cent. Bombay Development Loan 1967	3,66,700	Par.	3,66,700.00		
	4 per cent. Madras Loan 1968	1,08,200	97 15 6	1,06,002.19	} 98.30	3,60,466.10
	4 per cent. do. ...	4,00,000	98 0 0	3,92,000.00		
	4 per cent. do. ...	75,000	97 15 0	73,453.12	} 97.85	5,70,661.20
	4 per cent. Madras Loan 1967	15,00,000	99 15 0	14,99,062.50		
	4 per cent. do. ...	5,00,000	99 10 0	4,98,125.00	} 97.90	19,58,000.00
	4 per cent. Mysore Development Loan 1967	5,00,000	99 8 0	4,97,500.00		
	4 per cent. Bihar State Development Loan 1968	5,00,000	98 15 6	4,94,843.75	} 97.55	4,87,750.00
	4 per cent. Andhra Loan 1967	3,00,000	99 9 6	2,98,781.25		
	4 per cent. do. ...	5,00,000	99 10 6	4,98,281.25	} 97.30	4,86,500.00
	4 per cent. Andhra Loan 1968	5,00,000	95 12 0	4,78,750.00		
	4½ per cent. Ahmedabad Municipal Debentures.	5,25,000	100 4 0	5,26,312.50	} 97.80	7,82,400.00
	4½ per cent. Bombay Provincial Co-op. Land Mortgage Bank Debentures.	10,50,000	97 12 0	10,26,375.00		
	4½ per cent. do. do. ...	3,00,000	100 4 0	3,00,750.00	} 97.75	5,13,187.50
	4½ per cent. Madras Co-operative Central Land Mortgage Bank Debentures.	7,00,000	99 10 0	6,97,375.00		
	4½ per cent. Andhra Co-operative Central Land Mortgage Bank Debentures.	5,00,000	Par.	5,00,000.00	} 100.00	13,50,000.00
	4½ per cent. Saurashtra Electric Board Loan	3,00,000	Par.	3,00,000.00		
	4½ per cent. Bombay State Financial Corporation Bonds.	6,87,500	98 8 0	6,77,187.50	} 100.00	7,00,000.00
	National Savings Certificates	2,00,000	Par.	2,00,000.00		
	4 per cent. Loan 1960-70	37,500	92 8 0	34,687.50	} 100.50	5,00,000.00
	4 per cent. Loan 1960-70	47,500	88 6 0	41,978.12		
	4 per cent. Bombay State Development Loan 1964.	25,00,000	100 7 0	25,10,937.50	} 99.25	24,81,250.00
	3 per cent. Conversion Loan 1946	3,72,800	101 0 0	3,76,528.00		
3 per cent. do. ...	21,000	99 12 0	20,947.50	} 71.00	2,79,598.00	
3½ per cent. United Provinces E. E. Loan	2,92,000	99 0 0	2,89,080.00			
	Total Rs. ...	6,76,80,200		6,72,51,838.43		6,73,85,506.40
	Carried Over	7,00,28,300		6,96,02,223.43		6,92,61,977.65

Appendix 16—(Contd.).

Comparison of Face, Purchase and Market Values as on 31st March 195 of the different Securities held in the following Special Funds.

Name of Fund.	Particulars of Securities.	Face value.	Purchase rate per cent.	Actual cost purchase rate.	Market rate per cent.	Value at Market rate.
		Rs.	Rs. a. p.	Rs. nP.	Rs. nP.	Rs. nP.
	Brought over Rs. ...	7,00,28,300		6,96,02,223 43		6,92,61,977 65
Plant and Machinery Depreciation Fund.	4 per cent. Government Loan 1960-70 ...	4,800	92 8 0	4,440.00	100.55	4,826.40
	Do. do. ...	13,100	87 10 0	11,478.87		
	4 per cent. Bombay Improvement Trust Debentures ...	52,400	Par.	52,400.00	Par.	13,172.05
	Do. do. ...	2,200	84 4 0	1,853.50		
	Do. do. ...	1,300	92 12 0	1,205.75	Par.	55,900.00
	4 per cent. Bombay Municipal Debentures ...	57,600	99 8 0	57,312.00		
	3 per cent. Bombay Municipal Debentures ...	5,39,100	Par.	5,39,100.00	Par.	57,600.00
	3½ Do. do. ...	1,14,600	Par.	1,14,600.00	Par.	5,39,100.00
	3 per cent. Conversion Loan 1946 ...	68,500	101	69,185.00	71.00	1,14,600.00
	4 per cent. Calcutta Port Trust Debentures 1986 ...	28,800	97 12 0	28,152.00	97.75	48,635.00
4½ per cent. Bombay Municipal Debentures ...	58,500	Par.	58,500.00	Par.	28,152.00	
	Total Rs. ...	9,40,900		9,38,227,12		9,20,485.45
Hospital Fund	4 per cent. Calcutta Port Trust Debentures ...	44,800	97 12 0	43,792.00	97.75	43,792.00
	3 per cent. Bombay Municipal Debentures ...	2,30,400	Par	2,30,400.00	Par	2,30,400.00
	3 per cent. Conversion Loan 1946 ...	2,72,300	Par	2,72,300.00	71.00	3,65,934.00
	Do. do. ...	2,43,100	101	2,45,531.00		
	3½ per cent. Municipal Debentures ...	24,000	Par	24,000.00	Par	24,000.00
	3½ per cent. Do. do. ...	2,06,100	Par	2,06,100.00	Par	2,06,100.00
	4 per cent. Do. do. ...	81,900	Par	81,900.00	Par	81,900.00
4 per cent. Do. do. ...	1,92,100	99 8 0	1,91,139.50	par	1,92,100.00	
	Total Rs. ...	12,94,700		12,95,162.50		11,44,226.00
K.E.M. Hospital and G. S. M. College Equipment Fund.	3 per cent. Conversion Loan 1946 ...	19,500	101	19,695.00	71.00	29,181.00
	Do. do. ...	21,600	Par	21,600.00		
	Total Rs. ...	41,100		41,295.00		29,181.00
G. S. M. College and K. E. M. Hospital Research Fund.	4 per cent. Government Loan 1960-70 ...	8,400	92 8 0	7,770.00	100.55	16,691.30
	Do. do. ...	7,800	88 0 0	6,864.00		
	Do. do. ...	400	Par	400.00	Par.	7,500.00
	3 per cent. Bombay Municipal Debentures ...	7,500	Par	7,500.00		
	4 per cent. Bombay Improvement Trust Debentures ...	400	84 4 0	337.00	Par	400.00
	3½ per cent. Bombay Municipal Debentures ...	2,500	Par	25,000.00	Par	2,500.00
	3 per cent. Conversion Loan 1946 ...	12,200	101	12,322.00	71.00	8,662.00
	3½ per cent. Bombay Municipal Debentures ...	9,900	Par	9,900.00	Par	9,900.00
4 per cent. Do. do. ...	300	99 8 0	298.50	Par	300.00	
	Total ...	49,400		47,891.50		45,953.30
Fidelity Guarantee Insurance Fund.	3½ per cent. Bombay Municipal Debentures ...	6,700	Par	6,700.00	Par	6,700.00
	3 per cent. Bombay Municipal Debentures ...	1,07,000	Par	1,07,000.00	Par	1,07,000.00
	3 per cent. Conversion Loan 1946 ...	18,200	Par	18,200.00	71.00	13,419.00
	Do. do. ...	700	101	707.00	Par	9,900.00
	3½ per cent. Bombay Municipal Debentures ...	9,900	Par	9,900.00		
4 per cent. Do. do. ...	5,600	Par	5,600.00	Par	5,600.00	
	Total ...	1,48,100		1,48,107.00		1,42,619.00
Welfare Fund.	3 per cent. Bombay Municipal Debentures ...	59,700	Par	59,700.00	Par	59,700.00
	3½ per cent. Do. do. ...	1,26,500	Par	1,26,500.00	Par	1,26,500.00
	4 per cent. Do. do. ...	34,500	Par	34,500.00	Par	34,500.00
	3½ per cent. Do. do. ...	900	Par	900.00	Par	900.00
	3 per cent. Conversion Loan 1946 ...	1,100	Par	1,100.00	71.00	43,026.00
	Do. do. ...	59,500	101	60,095.00		
4 per cent. Bombay Improvement Trust Debentures ...	4,900	Par	4,900.00	Par	4,900.00	
	Total ...	2,87,100		2,87,695.00		2,69,526.00
	Carried forward ...	7,27,89,600		7,23,60,601,55		7,18,13,968.40

APPENDIX No. 16.—(Concluded).

Comparison of Face, Purchase and Market Values as on 31st March 1958 of the different Securities held in the following Special Funds.

Name of Fund.	Particulars of Securities.	Face value.	Purchase rate per cent.	Actual cost purchase rate.	Market rate per cent.	Value at Market rate.	
	Brought over ...	Rs. 7,27,89,600	Rs. a. p.	Rs. nP. 7,23,60,601.55	Rs. nP.	Rs. nP. 7,18,13,968.40	
Land (Reclamation and Acquisition) Fund.	4½ per cent. Bombay Municipal Debentures ...	1,88,800	Par	1,88,800.00	Par	1,88,800.00	
	4 per cent. Do. do. ...	6,82,900	Par	6,82,900.00	Par	6,82,900.00	
	4 per cent. do. do. ...	2,76,600	99 8 0	2,75,217.00	Par	2,76,600.00	
	3½ per cent. Do. do. ...	1,84,100	Par	1,84,100.00	Par	1,84,100.00	
	3½ per cent. Do. do. ...	24,000	Par	24,000.00	Par	24,000.00	
	3½ per cent. Do. do. ...	1,13,300	94 0 0	1,06,502.00	Par	1,13,300.00	
	3½ per cent. Do. do. ...	1,32,700	Par	1,32,700.00	Par	1,32,700.00	
	3 per cent. Do. Do. ...	1,03,400	Par	1,03,400.00	Par	1,03,400.00	
	3 per cent. Do. Do. ...	9,13,800	Par	9,13,800.00	Par	9,13,800.00	
	3 per cent. Do. Do. ...	1,29,300	Par	1,29,300.00	Par	1,29,300.00	
	4 per cent. Bombay Improvement Trust Debentures ...	18,300	92 12 0	16,973.25	Par	18,300.00	
	4 per cent. Do. do. ...	23,100	Par	23,100.00	} Par	2,70,600.00	
		2,46,400	84 4 0	2,07,592.00			
		1,100	84 8 0	929.50			
		3 per cent. Conversion Loan 1946 ...	1,53,600	Par	1,53,600.00	} 71.00	1,53,360.00
			22,700	100 15 0	22,912.81		
		4 per cent. Loan 1960-70 ...	39,700	101 0 0	40,097.00	} 100.55	25,640.25
		1,300	Par	1,300.00			
		900	94 4 0	848.25			
		2,300	92 8 0	2,127.50	} 97.85	38,161.50	
		19,200	88 0 0	16,896.00			
	4 per cent. Madras 1968 ...	1,800	87 10 0	1,577.25	} 97.75	4,17,197.00	
	4 per cent. Calcutta Port Trust Debentures ...	39,000	97 15 6	38,207.81			
		4,26,800	97 12 0	4,17,197.00			
	Total ...	37,45,100		36,84,077.37		36,72,158.75	
Investment Reserve Fund.	3 per cent. Loan 1963-65 ...	4,02,300	98 0 0	3,94,254.00	} 94.60	3,80,574.80	
	3 per cent. Conversion Loan 1946 ...	4,52,300	101 0 0	4,56,823.00			
		5,99,400	Par	5,99,400.00	} 71.00	8,46,178.00	
		1,19,400	100 15 0	1,20,519.37			
		20,700	99 12 0	20,648.25			
		3 per cent. Bombay Municipal Debentures ...	26,71,000	Par	26,71,000.00	Par	26,71,000.00
		3½ Do. do. ...	57,300	Par	57,300.00	Par	57,300.00
		3½ Do. do. ...	2,00,000	85 14 0	1,71,750.00	Par	2,00,000.00
		4 per cent. Bombay Improvement Trust Debentures ...	10,39,800	92 12 0	9,64,414.50	Par	10,39,800.00
		3½ per cent. Bombay Municipal Debentures ...	31,300	Par	31,300.00	Par	31,300.00
	4 per cent. Do. do. ...	2,42,400	Par	2,42,400.00	Par	2,42,400.00	
	4 per cent. Calcutta Port Trust Debentures ...	7,14,300	97 12 0	6,98,228.25	Par	6,98,228.25	
	4 per cent. Bombay Municipal Debentures ...	91,000	Par	91,000.00	Par	91,000.00	
	Total ...	66,41,200		65,19,037.37		62,57,781.05	
Amenities' Fund.	3 per cent. Bombay Municipal Debentures ...	55,000	Par	55,000.00	Par	55,000.00	
	Total ...	55,000		55,000.00		55,000.00	
Rent Equalization Fund.	3 per cent. Bombay Municipal Debentures ...	1,65,200	Par	1,65,200.00	Par	1,65,200.00	
	Total ...	1,65,200		1,65,200.00		1,65,200.00	
	Grand Total ...	8,33,96,100		8,27,83,916.29		8,19,64,108.20	

G. V. DAMLE,
Chief Accountant.

V. L. GIDWANI,
Municipal Commissioner.

Appendix No. 16-A.

Comparison of Face, Purchase and Market Values at 31st March 1958 of the different Securities held in the Sinking Fund.

N.B.—Special attention is invited to para. 17 of the Chief Accountant's Report.

Particulars of Securities.	Face value.	Purchase rate per cent.	Book value.		Market rate per cent.	Value at Market rate. (Municipal and Improvement Trust Debentures being valued at par).		
			Rs.	nP.		Rs.	nP.	
4 per cent. Municipal Debentures	57,98,800	Par	57,98,800	00	} Par	57,98,800	00	
4 Do. do.	51,69,200	99½	51,43,354	00		51,69,200	00	
4½ Do. do.	25,71,600	98½	25,39,455	00		25,71,600	00	
5 Do. do.	10,00,000	Par	10,00,000	00		10,00,000	00	
3 Do. do.	2,09,97,900	Par	2,09,97,900	00		2,09,97,900	00	
3½ Do. do.	26,07,700	Par	26,07,700	00		26,07,700	00	
3½ Do. do.	12,86,700	94	12,09,498	00		12,86,700	00	
3½ Do. do.	15,500	86½	13,349	37		15,500	00	
3½ Do. do.	2,50,000	92½	2,31,562	50		2,50,000	00	
3½ Do. do.	68,44,200	Par	68,44,200	00		68,44,200	00	
3½ Do. do.	30,200	84½	25,443	50		30,200	00	
3½ Do. do.	1,17,000	87	1,01,790	00		1,17,000	00	
3½ Do. do.	25,13,600	Par	25,13,600	00		25,13,600	00	
4 per cent. Bombay Improvement Trust Debentures	15,00,700	84½	12,64,339	75		} Par	25,71,000	00
4 Do. do.	1,32,200	84½	1,11,709	00				
4 Do. do.	5,06,700	92½	4,69,964	25				
4 Do. do.	4,31,400	Par	4,31,400	00				
4½ Do. do.	18,100	Par	18,100	00	Par			
6 Do. do.	23,800	Par	23,800	00	Par	23,800	00	
4 per cent. Bombay Improvement Trust (coupon) Debentures.	3,76,600	84½	3,18,227	00	} Par	5,00,000	00	
4 Do. do.	1,23,400	84½	1,03,964	50				
3 per cent. Loan 1963-65	1,93,800	98	1,89,924	00	94	60	1,83,334	80
3 per cent. Conversion Loan 1946	74,27,100	Par	74,27,100	00	} 71	00	79,42,628	00
	33,000	100—15	33,309	37				
	37,26,700	101	37,63,967	00				
2½ Per cent Loan 1976	8,57,800	82½	7,03,932	12	83	05	7,12,402	90
4 per cent. Bombay Improvement Trust Sterling Debentures.	£ 25,000	£ 80 at 1s. 6d.	2,66,666	67	Par	at 1s. 5½ d.	3,33,913	04
3½ per cent. National Plan Bonds	20,00,000	98½	19,70,000	00	97	70	19,54,000	00
3½ per cent National Plan Bonds	10,00,000	98½	9,85,000	00	98	10	9,81,000	90
4 per cent Bombay State Development Loan 1967	8,300	Par	8,300	00	98	30	8,158	90
4 per cent Loan 1972	9,98,200	Par	9,98,200	00	100	15	9,99,697	30
4 per cent Bombay Govt. Loan 1970	5,00,000	Par	5,00,000	00	98	00	4,90,000	00
3½ per cent Govt. Loan 1974	5,00,000	98½	4,92,500	00	98	20	4,91,000	00
4 per cent Calcutta Port Trust Debentures	6,85,300	97½	6,69,880	75	97	75	6,69,880	75
4½ per cent Bombay State Development Loan 1969	15,28,800	99½	15,24,978	00	100	10	15,30,328	80
4 per cent M dvas 1968	10,300	97½	10,090	78	97	85	10,078	55
Total Rs.	7,17,84,600 £ 25,000		7,13,12,005	56			6,86,21,723	04

G. V. DAMLE,
Chief Accountant.

V. L. GIDWANI,
Municipal Commissioner.

Appendix No. 16-B

Statement showing the amount of and object for which the Donations held under Public Monuments Maintenance Fund were received from different parties up to 31st March 1958.

Name of donor.	Object for which the donation is given.	Particulars of Securities.	Face value.	Rate per cent.	Book value.
			Rs.	Rs. a.	Rs. nP.
Sir Mangaldas Nathooobhoy	... Donation for the maintenance of Sir Mangaldas Nathooobhoy Clock at Mumbadevi.	3 per cent. Conversion Loan of 1946	500	Par	500.00
The Secretary, Tata Memorial	... Donation for the maintenance of J. N. Tata Statue	Do. do.	1,200	Do.	1,200.00
The Secretary, Ranade Memorial	... Donation for the maintenance of Ranade Statue	{ 4 per cent. Bombay Improvement Trust Loan due 1962 3 per cent. Conversion Loan of 1946	1,000 200	Do.	1,200.00
Mr. P. J. Mistry	... Donation for the maintenance of N. M. Petit Statue at Gowalia Tank Road	{ Do. do. Do. do.	2,000 1,000	Do. Do.	3,000.00
Messrs. J. D. Framroz, R. B. Jeejeebhoy and P. C. Sethna.	... Donation for the maintenance of Sir D. M. Petit Statue	4 per cent. Loan 1960-70	2,400	88 0	2,112.00
Mr. Cassumally Jairajbhoy Peerbhoy	... Donation for the maintenance of a fountain at the junction of Hornby Road and Palton Road.	4 per cent. Loan 1960-70	5,500	92 8	5,087.50
The Secretary, Montague Memorial Fund	... Donation for the maintenance of the Montague Statue at the junction of Marine Lines and Church Gate Street.	{ 3 per cent. Municipal Debentures 4 per cent. Loan 1960-70	1,200 900	Par 88 0	1,200.00 792.00
Mr. Surajmal Hanmantrai	... Donation for the maintenance of a public fountain at Princess Street.	{ 4 per cent. Loan 1960-70 3 per cent. Conversion Loan of 1946	2,600 100	92 8 Par	2,405.00 100.00
Mr. Chaturbhuj Jivandas	... Donation for the maintenance of the new Bandstand at Chowpatty	4 per cent. Government Loan 1960-70	400	88 0	352.00
Mr. Jamnadas Dwarkadas	... Donation for the maintenance of a water trough for watering Victoria horses and bullocks at the junction of Colaba and Pilot Bunder Roads.	Do. do.	400	88 0	352.00
Dr. K. E. Dadachanji	... Donation for the maintenance of a fountain at the junction of Frere Road and Carnac Bridge				7,230.00
Mr. D. P. Kothare	... Donation for the maintenance of a fountain at Mint Road				
Mr. K. D. Dhuru	... Donation for the maintenance of a fountain at the junction of old Purbhadevi and Cadell Road.	4 per cent. Government Loan 1960-70	15,200	88 0	452.00
Mr. Gokuldas Karsondas Shroff	... Donation for the maintenance of a cattle trough and drinking fountain at Lady Jamshedji Road.	3 per cent. Conversion Loan of 1946	100	Par	1,041.00
Mr. Fattechand Revaldas	... Donation for the maintenance of a fountain at Narayan Dhuru Street.				353.00
Mr. Hansraj Pragji	... Donation for the maintenance of a cattle trough at Clerk Road				
Mr. F. P. Pavri	... Donation for the maintenance of a drinking fountain at the junction of Cadell Road and Old Purbhadevi Road.				
The Secretary, Dr. Dadabhoy Naoroji Memorial Fund.	... Donation for the maintenance of the Statue of Dr. Dadabhoy Naoroji	4 per cent. Loan 1960-70	1,400	88 0	1,232.00
Mr. Khimji Madon Bhujpuria	... Donation for the upkeep of a water trough on site opposite the Jamshed Mill.	4 per cent. Loan 1960-70	600	88 0	528.00
Mr. L. R. Tairsee	... Balance out of donation received from Mr. L. R. Tairsee for the construction of a cattle trough at the top end corner of Walkeshwar near "Tin Batti".				
Carried forward Rs. ...			37,300		34,064.50

Appendix No. 16-B.—Concluded.

Name of donor.	Object for which the donation is given.	Particulars of Securities.	Face value.	Rate per cent.	Book value.
			Rs.	Rs. a.	Rs. nP.
Mr. N. P. Wadia	Balance out of donation received for construction of three cattle troughs at Bhoiwada Road, Parel Tank Road and Sewree Cross Road.	4 per cent. Loan 1960-70	37,300		34,064.50
Mr. F. B. Jeejeebhoy	Balance out of donation received for the construction of a public fountain and water trough at the junction of Suparibag Road and Government Gate Road.	4 per cent. Loan 1960-70	1,200	88 0	1,056.00
Mr. Anantrao Vithoba Kowley	Balance out of donation received for the construction of a fountain and cattle trough at the junction of Bhawani Shanker Road and Gokhale Road.	3 per cent. Conversion Loan 1946	1,500	Par	1,500.00
Mr. Ramdas Raghovji Govindji	Balance out of the donation received for the construction of a fountain and cattle trough at Cave Street.	Do. Do.	1,700	Par	1,700.00
Mr. C. K. Kakade	Balance out of the donation received for the construction of a fountain at Bellasis Road.	4 per cent. Loan 1960-70	200	88 0	176.00
Hon. Secretary, Lok. Tilak Memorial Committee.	Donation for the maintenance of the Statue of Lok. Tilak at Chowpatty Sands.	3 per cent. Conversion Loan 1946	1,400	Par	1,400.00
Mr. M. E. Joshi Memorial Committee	Donation for the maintenance of the marble bust of Mr. M. E. Joshi at Parsi Colony, Dadar.	3 per cent. Municipal Debentures	500	Par	500.00
* Sir Patrick Kelly Memorial Committee	Donation for the maintenance of the Statue of Sir Patrick Kelly, Kt., C.I.E., opposite Crawford Market.	3 per cent. Conversion Loan 1946	800	101	*808.00
Joint Honorary Secretary Dr. A. G. Viegas Memorial Committee.	Donation for the maintenance of the Statue of the late Dr. A. G. Viegas at Dhobi Talao	3 per cent. Municipal Debentures	500	Par	500.00
Khan Bahadur Kwasaji J. Petigara Memorial Committee	Donation for the maintenance of the Statue of Khan Bahadur K. J. Petigara.	3 per cent. Conversion Loan 1946	500	Do.	500.00
Sir Dinshaw Watcha, Kt., Memorial Committee	Donation for the maintenance of the Statue of Sir Dinshaw Watcha, Kt. ...	Do. Do.	500	Do.	500.00
Trustees of late Kasambhai Vali Gangji's Estate	Donation for the maintenance of a drinking fountain at the junction of Sandhurst Road and New Chinchbunder Road	Do. Do.	1,700	Do.	1,700.00
Bai Muktabai W/o of Dr. M. V. Parulekar	Donation for the maintenance of a drinking fountain at Lakhamsey Napoo Road	Do. Do.	500	Do.	500.00
Mr. P. S. Gaikwad	Donation for the maintenance of a drinking fountain near Round Temple Sandhurst Road	Do. Do.	700	Do.	700.0
Ramji Keshonji	Donation for maintenance of Fountain at King's Circle	Do. Do.	500	97 3	485.94
Fire Services Committee	Donation for maintenance of Monument erected to commemorate the services of members who lost their lives in explosion of 1944	Do. Do.	1,000	93 4	932.50
Parsi Federal Council	Donation for maintenance of statue of Shri H. C. Adenwala at Vir Nariman Road.	3½ per cent. Municipal Debentures	1,000	Par	1,000.00
		Total	53,000		49,342.94
Mrs. A. M. Stewart	Donation for maintenance of Cemetery No 20 at Antop Hill for the European Jewish Community.	3 per cent. Municipal Debentures	2,500	Par	2,500.00
Rao Bahadur Ellappa Baram	Donation for the maintenance of a Charitable Dispensary at Kamathipura ...	4 per cent. Bombay Improvement Trust Loan due 1966	5,000	Par	19,500.00
Bai Lingoobai, widow of Rajanna Jaloo	Do. do. do. do.	4 per cent. Bombay Improvement Trust Loan due 1972	14,500	Do.	
Colaba Free Dispensary	Donation for the maintenance of Assets of the dispensary taken over by the Municipality on its taking over the dispensary.	3 per cent. Conversion Loan 1946	10,700	Do.	10,700.00
Joint Honorary Secretaries and Treasurers, George V Anti-Tuberculosis League.	Donation for the maintenance of Assets transferred to the Municipality on its taking over the League.	4 per cent. Government Loan 1960-70	1,200	87 10	1,051.50
Mr. Shapurji Sorabji	Donation in connection with the house in Khetwadi given by him for being used as a Maternity Home.	3 per cent. Conversion Loan 1946	1,000	Par	21,000.00
Messrs. Little & Co.	Amount representing balance out of the amount set apart for the purchase of Bai Gowrabai Dispensary Building at Kamathipura.	4 per cent. Municipal Debentures	20,000	Do.	
Do.	Donation for meeting charges for repairs, etc., to Bai Gowrabai Dispensary at Kamathipura.	3 per cent. Conversion Loan 1946	5,000	Do.	10,000.00
		4 per cent. Loan 1960-70	5,000	Do.	
			2,900	88 0	2,552.00
Unspent balance out of the donation from the estate of the late Mr. Mahomed Haji Saboo Sidick	Donation for establishing and maintaining Maternity Homes in Bombay	3 per cent. Municipal Debentures	5,000	Par	5,000.00
			52,600	Par	52,600.00
		Total	1,22,900		1,22,403.50
Cash held with the State Bank of India					1,74,246.44
					* 92.00
		Grand Total Rs.	1,78,400		1,74,338.44

151

G. V. DAMLE,
Chief Accountant.

* The balance of Cash after reinvestment of the proceeds of 3½ per cent Loan 1947-50 repaid by Govt. in respect of this donation is presently held in Cash with the State Bank.

V. L. GIDWANI,
Municipal Commissioner.

Appendix No. 16-B

Statement showing the amount of and object for which the Donations held under Public Monuments Maintenance Fund were received from different parties up to 31st March 1958.

Name of donor.	Object for which the donation is given.	Particulars of Securities.	Face value.	Rate per cent.	Book value.
			Rs.	Rs. a.	Rs. pP.
Sir Mangaldas Nathooobhoy	... Donation for the maintenance of Sir Mangaldas Nathooobhoy Clock at Mumbadevi.	3 per cent. Conversion Loan of 1946	500	Par	500.00
The Secretary, Tata Memorial	... Donation for the maintenance of J. N. Tata Statue	Do. do.	1,200	Do.	1,200.00
The Secretary, Ranade Memorial	... Donation for the maintenance of Ranade Statue	{ 4 per cent. Bombay Improvement Trust Loan due 1962 3 per cent. Conversion Loan of 1946	1,000 200	Do.	1,200.00
Mr. P. J. Mistri	... Donation for the maintenance of N. M. Petit Statue at Gowalia Tank Road	{ Do. do. Do. do.	2,000 1,000	Do.	3,000.00
Messrs. J. D. Framroz, R. B. Jeejooobhoy and P. C. Sethna.	... Donation for the maintenance of Sir D. M. Petit Statue	4 per cent. Loan 1960-70	2,400	88 0	2,112.00
Mr. Cassumally Jairajbhoy Peerbhoy	... Donation for the maintenance of a fountain at the junction of Hornby Road and Palton Road.	4 per cent. Loan 1960-70	5,500	92 8	5,087.50
The Secretary, Montague Memorial Fund	... Donation for the maintenance of the Montague Statue at the junction of Marine Lines and Church Gate Street.	{ 3 per cent. Municipal Debentures 4 per cent. Loan 1960-70	1,200 900	Par 88 0	1,200.00 792.00
Mr. Surajmal Hanmantrai	... Donation for the maintenance of a public fountain at Princess Street.	4 per cent. Loan 1960-70	2,600	92 8	2,405.00
Mr. Chaturbhuj Jivandas	... Donation for the maintenance of the new Bandstand at Chowpatty	{ 3 per cent. Conversion Loan of 1946 4 per cent. Government Loan 1960-70	100 400	Par 88 0	100.00 352.00
Mr. Jamnadas Dwarkadas	... Donation for the maintenance of a water trough for watering Victoria horses and bullocks at the junction of Colaba and Pilot Bunder Roads.	Do. do.	400	88 0	352.00
Dr. K. E. Dadachanji	... Donation for the maintenance of a fountain at the junction of Frere Road and Carnac Bridge				7,230.00
Mr. D. P. Kothare	... Donation for the maintenance of a fountain at Mint Road				1,570.00
Mr. K. D. Dhuru	... Donation for the maintenance of a fountain at the junction of old Purbhadevi and Cadell Road.	4 per cent. Government Loan 1960-70	15,200	88 0	452.00
Mr. Gokuldas Karsondas Shroff	... Donation for the maintenance of a cattle trough and drinking fountain at Lady Jamshedji Road.	3 per cent. Conversion Loan of 1946	100	Par	1,041.00
Mr. Fattechand Revaldas	... Donation for the maintenance of a fountain at Narayan Dhuru Street.				353.00
Mr. Hansraj Pragji	... Donation for the maintenance of a cattle trough at Clerk Road				2,830.00
Mr. F. P. Pavri	... Donation for the maintenance of a drinking fountain at the junction of Cadell Road and Old Purbhadevi Road.	4 per cent. Loan 1960-70	600	88 0	528.00
The Secretary, Dr. Dadabhoj Naoroji Memorial Fund.	... Donation for the maintenance of the Statue of Dr. Dadabhoj Naoroji	4 per cent. Loan 1960-70	1,400	88 0	1,232.00
Mr. Khimji Madon Bhujpuria	... Donation for the upkeep of a water trough on site opposite the Jamshed Mill.				
Mr. L. R. Tairsee	... Balance out of donation received from Mr. L. R. Tairsee for the construction of a cattle trough at the top end corner of Walkeshwar near "Tin Batti".	4 per cent. Loan 1960-70	600	88 0	528.00
		Carried forward Rs.	37,300		34,064.50

Appendix No. 16-B.—Concluded.

Name of donor.	Object for which the donation is given.	Particulars of Securities.	Face value.	Rate per cent.	Book value.
			Rs.	Rs. a.	Rs. nP.
Mr. N. P. Wadia	Balance out of donation received for construction of three cattle troughs at Bhoiwada Road, Parel Tank Road and Sewree Cross Road.	4 per cent. Loan 1960-70	37,300		34,064.50
Mr. F. B. Joshibhoy	Balance out of donation received for the construction of a public fountain and water trough at the junction of Suparibag Road and Government Gate Road.	4 per cent. Loan 1960-70	1,200	88 0	1,056.00
Mr. Anantrao Vithoba Kowley	Balance out of donation received for the construction of a fountain and cattle trough at the junction of Bhawani Shanker Road and Gokhale Road.	3 per cent. Conversion Loan 1946	1,500	Par	1,500.00
Mr. Ramdas Raghovji Govindji	Balance out of the donation received for the construction of a fountain and cattle trough at Cave Street.	Do. Do.	1,700	Par	1,700.00
Mr. C. K. Kakade	Balance out of the donation received for the construction of a fountain at Bellasis Road.	4 per cent. Loan 1960-70	200	88 0	176.00
Hon. Secretary, Lok. Tilak Memorial Committee.	Donation for the maintenance of the Statue of Lok. Tilak at Chowpatty Sands.	3 per cent. Conversion Loan 1946	1,400	Par	1,400.00
Mr. M. E. Joshi Memorial Committee	Donation for the maintenance of the marble bust of Mr. M. E. Joshi at Parsi Colony, Dadar.	3 per cent. Municipal Debentures	500	Par	500.00
* Sir Patrick Kelly Memorial Committee	Donation for the maintenance of the Statue of Sir Patrick Kelly, Kt., C.I.E., opposite Crawford Market.	3 per cent. Conversion Loan 1946	800	101	*808.00
Joint Honorary Secretary Dr. A. G. Viegas Memorial Committee.	Donation for the maintenance of the Statue of the late Dr. A. G. Viegas at Dhobi Talao	3 per cent. Municipal Debentures	500	Par	500.00
Khan Bahadur Kawasji J. Petigara Memorial Committee	Donation for the maintenance of the Statue of Khan Bahadur K. J. Petigara.	3 per cent. Conversion Loan 1946	500	Do.	500.00
Sir Dinshaw Watcha, Kt., Memorial Committee	Donation for the maintenance of the Statue of Sir Dinshaw Watcha, Kt. ...	Do. Do.	500	Do.	500.00
Trustees of late Kasambhai Vali Gangji's Estate	Donation for the maintenance of a drinking fountain at the junction of Sandhurst Road and New Chinchbunder Road	Do. Do.	1,700	Do.	1,700.00
Bai Muktabai W/o of Dr. M. V. Parulekar	Donation for the maintenance of a drinking fountain at Lakhamsey Napoo Road	Do. Do.	500	Do.	500.00
Mr. P. S. Gaikwad	Donation for the maintenance of a drinking fountain near Round Temple Sandhurst Road	Do. Do.	700	Do.	700.0
Ramji Kesonji Fire Services Committee	Donation for Maintenance of Fountain at King's Circle	Do. Do.	500	97 3	485.94
Parsi Federal Council	Donation for maintenance of Monument erected to commemorate the services of members who lost their lives in explosion of 1944	Do. Do.	1,000	93 4	932.50
	Donation for maintenance of statue of Shri H. C. Adenwala at Vir Nariman Road.	3½ per cent. Municipal Debentures	1,000	Par	1,000.00
		Total	53,000		49,342.94
Mrs. A. M. Stewart	Donation for maintenance of Cemetery No 20 at Antop Hill for the European Jewish Community.	3 per cent. Municipal Debentures	2,500	Par	2,500.00
Rao Bahadur Ellappa Balaram	Donation for the maintenance of a Charitable Dispensary at Kamathipura ...	4 per cent. Bombay Improvement Trust Loan due 1966	5,000	Par	19,500.00
Bai Lingoobai, widow of Rajanna Jaloo	Do. do. do. do.	4 per cent. Bombay Improvement Trust Loan due 1972	14,500	Do.	
Colaba Free Dispensary	Donation for the maintenance of Assets of the dispensary taken over by the Municipality on its taking over the dispensary.	3 per cent. Conversion Loan 1946	10,700	Do.	10,700.00
Joint Honorary Secretaries and Treasurers, George V Anti-Tuberculosis League.	Donation for the maintenance of Assets transferred to the Municipality on its taking over the League.	4 per cent. Government Loan 1960-70	1,200	87 10	1,051.50
Mr. Shapurji Sorabji	Donation in connection with the house in Khetwadi given by him for being used as a Maternity Home.	3 per cent. Conversion Loan 1946	1,000	Par	21,000.00
	Amount representing balance out of the amount set apart for the purchase of Bai Gowrabai Dispensary Building at Kamathipura.	4 per cent. Municipal Debentures	20,000	Do.	
Messrs. Little & Co.	Donation for meeting charges for repairs, etc., to Bai Gowrabai Dispensary at Kamathipura.	3 per cent. Conversion Loan 1946	5,000	Do.	10,000.00
	Donation for establishing and maintaining Maternity Homes in Bombay	3 per cent. Conversion Loan 1946	5,000	Do.	
		4 per cent. Loan 1960-70	2,900	88 0	2,552.00
Unspent balance out of the donation from the estate of the late Mr. Mahomed Haji Saboo Sidick		3 per cent. Municipal Debentures	5,000	Par	5,000.00
			52,600	Par	52,600.00
		Total	1,22,900		1,22,403.50
Cash held with the State Bank of India					1,74,246.44
					92.00
		Grand Total Rs.	1,78,400		1,74,338.44

G. V. DAMLE,
Chief Accountant.

* The balance of Cash after reinvestment of the proceeds of 3½ per cent Loan 1947-50 repaid by Govt. in respect of this donation is presently held in Cash with the State Bank.

V. L. GIDWANI,
Municipal Commissioner.

Appendix No. 16-C

Statement showing the amounts of and object for which the endowments held under Endowment Fund were received from different parties upto 31st March 1958.

Name of donor.	Object for which the endowment is given.	Particulars of Securities.	Face value.	Rate per cent.	Book value.
	<i>Scholarships and Prizes.</i>		Ra.	Rs. a.	Ra. nP.
The Bhawnagar Durbar	"Bhawnagar State Entrance Scholarship" at G. S. M. College	4 per cent. Government Loan 1960-70	5,900	88 0	5,192.00
Dr. N. A. Purandare	"Savitribai Purandare Prize" at K. E. M. Hospital	Do. do.	300	Par	300.00
Mr. Tulsideas H. Parekh	"Bai Bachubai Thakurdas Parekh Entrance Scholarship" at G. S. M. College.	3 per cent. Conversion Loan 1946	100	Par	100.00
		4 per cent. Government Loan 1960-70	3,700	88 0	3,256.00
Mr. Lalji Naranji	"Lalji Naranji Scholarship" at G. S. M. College	Do. do.	4,500	88 0	3,960.00
Mr. Chaturbhuj Gordhandas Sunderdas	"Chaturbhuj Gordhandas Sunderdas Scholarship" and "Bai Gangabai Gordhandas Sunderdas Scholarship" at G. S. M. College.	Do. do.	9,100	88 0	8,008.00
Dr. (Mrs.) Dossibai Jehangir Rattanshaw Dadabhoy, M.D., M.R.C.P. (Lond.)	"Awabai Rattanshaw Dadabhoy Scholarship" at G. S. M. College.	Do. do.	3,900	88 0	3,432.00
		3 per cent. Conversion Loan 1946	200	Par	200.00
Mr. Jehangir Rattanshaw Dadabhoy	"Rattanshaw Dadabhoy Scholarship" at G. S. M. College	4 per cent. Government Loan 1960-70	3,900	88 0	3,432.00
The Honorary Staff and Professors of the K. E. M. Hospital and G. S. M. College.	"Bahadurji Memorial Scholarship in Surgery" at G. S. M. College.	Do. do.	3,900	88 0	3,432.00
		3 per cent. Conversion Loan	2,100	93 7	1,962.19
		3 per cent. Municipal Debentures	100	Par	100.00
The Trustees of Dr. Choksy's Entertainment Fund.	Donation for endowing a Gold Medal called "Sir Nusserwanji Choksy Memorial Prize Medal" at G. S. M. College.	4 per cent. Government Loan 1960-70	100	Par	100.00
			200	97 5	194.62
			300	98 6	295.12
			200	98 0	196.00
H. H. the Maharana Shri Sir Doulatasingji, K.C.I.E., Thakore Saheb of Limbdi.	Donation for awarding a gold medal and a miniature replica of the Challenge Cup.	3 per cent. Conversion Loan	1,900	93 7	1,775.31
Dr. Shirwalkar Memorial Fund Committee	"Dr. Shirwalkar, General Proficiency Scholarship and Medals" at G. S. M. College.	3 per cent. Conversion Loan 1946	6,000	Par	6,000.00
		Do. do.	3,000	Par	3,000.00
Mr. Dhungavri Rangildas Desai	Donation for endowing two prizes of Rs. 20 each to the Nurses of the K. E. M. Hospital.	4 per cent. Municipal Debentures	2,000	Par	2,000.00
		4 per cent. Bombay Port Trust Bonds 1913	1,000	Par	1,000.00
Dr. E. Moses	"Mrs. Abigail Elijah Moses Prize" at K. E. M. Hospital	3 per cent. Conversion Loan 1946	500	Par	500.00
		3 per cent. Conversion Loan 1946	100	101 0	101.00
		3 per cent. Conversion Loan 1946	1,000	Par	1,000.00
		4 per cent. Government Loan 1960-70	9,000	88 0	7,920.00
Messrs. Win and Co., Solicitors, on behalf of the executors of the will of the late Mr. Kassamji Ranchhodji Desai.	"Kassamji Ranchhodji Prize" at K. E. M. Hospital	3 per cent. Government Loan 1963-65	1,200	98 6	1,180.50
		3 per cent. Conversion Loan 1946	900	101 0	909.00
		3 per cent. Municipal Debentures	300	Par	300.00
Dr. H. D'Sa	Mrs. D'Sa Memorial Gold Medal at G. S. M. College	3 per cent. Conversion Loan 1946	500	Par	500.00
Mrs. Luxmibai Kans	Dr. G. W. Kane Memorial Gold Medal at G. S. M. College	4 per cent. Bombay Port Trust Debentures	3,000	Par	3,000.00
Mr. N. Dhume	Narayan Dhume Prize at G. S. M. College	3 per cent. Conversion Loan 1946	1,200	101 0	1,212.00
Mr. Parmanand Krishnarao Rele	Dakurnath Krishnarao Rele Prize	3 per cent. Conversion Loan 1946	1,000	Par	1,000.00
Prof. Khanolkar Farewell Fund Committee	Prof. V. R. Khanolkar Prizes	3 per cent. Conversion Loan 1946	500	101 0	505.00
			5,700	Par	5,700.00
Dr. P. T. Patel Memorial Fund Committee	Dr. P. T. Patel Entrance Scholarship at G. S. M. College	Do.	1,900	Par	1,900.00
		Do.	5,200	Par	5,200.00
Do. Do.	Dr. P. T. Patel Prize at G. S. M. College	Do.	100	Par	100.00
Seth G. S. M. College & K. E. M. Hospital Staff Farewell Fund Committee.	The Seth G. S. M. College and K. E. M. Hospital Staff Fund for awarding prizes and making grants for attending Medical & Scientific conferences etc.	Do.	3,100	Par	3,100.00
			9,400	Par	9,400.00
			1,700	Par	1,700.00
			2,100	Par	2,100.00
Dr. R. N. Cooper.	Jangoo Shavaksha Marzban Prize	Do.	9,000	Par	9,000.00
Dr. R. N. Cooper.	Bai Banoobai Nusserwanji Cooper Prize	Do.	1,900	Par	1,900.00
Lakdawala Sisters	Mrs. Soonamai Bapuji Cama Prizes	Do.	500	Par	500.00
Dr. Padshah Memorial Committee	Dr. Padshah Research Scholarship	Do.	34,000	Par	34,000.00
Mr. V. H. Hazrat	Miss. Manorama Hazrat Memorial Prize	Do.	1,900	Par	1,900.00
Dr. R. V. Phansalkar	Vasant Phansalkar Memorial Prize	Do.	1,600	Par	1,600.00
Dr. K. W. Dani	K. W. Dani Scholarship at G. S. M. College.	Do.	1,000	Par	1,000.00
			1,50,700		1,45,162.74

Scholarships—Total, Carried over Rs. ... 1,50,700 ... 1,45,162.74

Appendix 16-C—(Contd.)

Name of donor.	Object for which the endowment is given.	Particulars of Securities.	Face value.	Rate per cent.	Book value.
			Rs.	Rs. a.	Rs. nP.
		Brought forward Rs. ...	1,50,700		1,45,162.74
Dr. A. L. Nair	Dr. A. L. Nair Memorial Scholarship and Prize Distribution Fund" at T. N. M. College	3 per cent. Conversion Loan 1946	7,300	Par	7,300.00
Master Vishwanath Narayan Sambhoo and Dr. N. V. Ajinkya.	"Master Vishwanath Narayan Sambhoo Scholarship and Dr. N. V. Ajinkya's Silver Medal" at T. N. M. College	Do.	3,200	Par	3,200.00
Dr. V. G. Rele	"Dr. V. G. Rele Gold Medal" at T. N. M. College.	Do.	3,400	Par	3,400.00
Dr. D. B. Pandya	"Dr. D. B. Pandya's Prize in Books" at T. N. M. College.	Do.	1,000	Par	1,000.00
Dr. H. A. Maniar	"Dr. H. A. Maniar Gold Medal" at T. N. M. College	Do.	1,000	Par	1,000.00
Shankarsheth Family	For maintenance of a bed at B. Y. L. Nair Hospital	Do.	30,500	Par	30,500.00
Dr. P. C. Bharucha	"For the library at G. S. M. College"	3½ per cent. Bombay Municipal Debentures	99,000	100-8	99,495.00
Dr. Bacha Memorial Fund	"For purchase of books and journals for the library at G. S. M. College	3 per cent. Conversion Loan 1946	25,000	Par	25,000.00
Dr. N. A. Purandare Prize	"Dr. N. A. Purandare Prize in midwifery and Gynaecology"	Do.	100	Par	100.00
		4 per cent. B. I. T. Debentures	1,000	Par	1,000.00
		4 per cent. Municipal Debentures	3,500	Par	3,500.00
Dr. Dudha	"Dudha Memorial Fund	3 per cent. Conversion Loan 1946	1,600	99-8	1,592.00
Dr. D. D. Sathe	"D. D. Sathe Prize in Anatomy	3 per cent. Conversion Loan 1946	1,000	99-8	995.00
Dr. Miss. S. R. Malyankar	"Miss. S. R. Malyankar Prize	3 per cent. Conversion Loan 1946	300	99-10	298.87
M. M. Parab	M. M. Parab Endowment Prize	4% Municipal Debentures	4,400	Par	4,400.00
The President T.N.M. College Students' Gathering Committee.	Mahatma Gandhi Memorial Fund.	3% Conversion Loan 1946	1,400	98-7	1,378.12
Dr. A. E. D'Sa	The Clemantina Desa Scholarship	3% Conversion Loan 1946	10,000	97-3	9,718.75
Dr P. F. Soonawala	Dr. Soonawala gold medal in medicine	Do. do.	4,000	97-6	3,895.00
Dr. S. B. Parchure	Dr. Parchure prize	3% Conversion Loan 1946	3,000	97-6	2,921.25
		Do. do.	2,500	Par	2,500.00
Dr. M.N. Billimoria	Dr. Manek Billimoria prize in Pathology	3% development Loan 1970-75	500	Do.	500.00
Dr. Variava	Dr. Variava Scholarship in Anatomy	3% Conversion Loan 1946	1,000	93	930.00
Shri Ladha Chapsai	Shri Ladha Chapsai Scholarship	Do. do.	16,100	92-15-6	14,967.97
Trustees of the Estate of the late Dr. Homi D. Gandhi	Dr. Homi D. Gandhi Scholarship	Do. do.	3,500	81-2	2,839.37
Dr. G. P. Nair	Dr. G. P. Nair Scholarship for Embroyology	Do. do.	15,100	80-4	12,117.75
		Do. do.	600	81-2	486.75
		Do. do.	3,000	80-4	2,407.50
Smt. Shushila M. Desai	Donation for purchasing Journals on Aneathesia and of a library on Aneathesia.	Do. do.	10,000	Par	10,000.00
Bombay Municipal Official Association	Donation from Municipal Official Association for awarding scholarships	4 per cent Municipal Debentures	1,500	100-4	1,503.75
		Do. do.	10,000	99-4	9,925.00
		4% Bombay State Development Loan 1970	400	99-14	399.50
Dr. P. M. Mehta	Mrs. Chandanavri Punamchand Mohanlal Mehta Prize	3½% Municipal Debentures	1,000	Par	1,000.00
Sheth G. S. M. College out of Silver Jubilee fund	Kesarbai Kerkar Prize	4% Loan 1960-70.	1,500	94-4	1,413.75
Dr. J. N. Karande & Smt. G. N. Karande	Prize in midwifery and Gynocology	3% Conversion Loan 1946	3,500	Par	3,500.00
Smt. Kamala R Dhayagude	Dr R. G. Dhayagude Prize	4% Bombay State Development Loan 1970	4,900	99-14	4,893.87
Dr. S. G. Vengsarkar Farewell Function Committee	Dr. S. G. Vengsarkar farewell Fund Prize	3% Conversion Loan 1946	700	74-6	520.62
Dr. L. H. Hiranandani	Dr. L. Hiranandani Scholarships	3% Conversion 1946	6,000	Par	6,000.00
Dr. B. N. Purandare	Dr. B. N. Purandare Medal	3% First Development Loan 1970-75.	1,000	Par	1,000.00
		4% Madras Loan 1967	500	Par	500.00
Staff and Students of K. E. M. Hospital and G. S. M. College	Dr. N. D. Patel Prize in Medicine, Dr. D. N. Patel Prize in Surgery, and Dr. N. D. Patel Lectures	4% B. I. T. Debentures 1973	12,000	nP. 92.20	11,664.00
		Scholarship, Total Rs. ...	4,46,700		4,34,926.56
		Carried forward Rs. ...	4,46,700		4,34,926.56

Appendix No. 16-C—(Concluded.)

Name of donor.	Object for which the endowment is given.	Particulars of Securities.	Face value. Rs.	Rate per cent. Rs. a.	Book value. Rs. nP.	
		Brought over Rs. ...	4,46,700		4,34,926.56	
Messrs. Ardeshir Hormasji Dinshaw and Co., on behalf of the Advocate-General,	Donation for the grant of warm clothing to patients discharged from the K. E. M. Hospital out of interest realised on securities	<i>Clothing.</i>	3 per cent. Conversion Loan 1946. ...	10,000	Par	10,000.00
		Do. do. ...	18,600	Par	18,600.00	
		Do. do. ...	2,000	Par	2,000.00	
		4 per cent. Government Loan 1960-70 ...	8,000	88 0	7,040.00	
		4 per cent. Government Loan 1960-70 ...	4,800	87 10	4,206.00	
		4 per cent. Government Loan 1960-70 ...	2,000	76 5	1,526.25	
		3 per cent. Loan 1963-65 ...	4,000	98 0	3,920.00	
		4 per cent. Bombay Improvement Trust Debentures ...	100	Par	100.00	
		Clothing, Total Rs. ...	49,500		47,392.25	
President, Dharmajirao Rokade Free Reading Room & Library	Donation for the Promotion of Education among the masses ...		3 per cent. Conversion Loan 1946. ...	900	Par	900.00
			Education Total Rs. ...	900		900.00
Mr. Mansukhlal Chhaganlal The Estate Agent, Bombay Improvement Trust on behalf of the staff.	Donation towards the Poor Box Charity Fund at K. E. M. Hospital		4 per cent. Government Loan 1960-70 ...	5,700	88 12	5,058.75
		Donation towards the Poor Box Charity Fund	4 Do. do. 1960-70 ...	100	88 0	88.00
Mr. Malloobaloo	Donation in memory of Bai Rajiabai Malloobaloo towards the Poor Box Charity Fund.		3 per cent. Municipal Debentures ...	1,000	Par	1,000.00
		Poor Box Charity, Total Rs. ...	6,800		6,146.75	
Dean, K.E.M. Hospital and purchased out of accumulated interest on the Securities held in the fund	Donation out of Poor Box Charity Fund for a Convalescent Home	<i>Convalescent Home.</i>	3 per cent Conversion Loan 1946 ...	4,000	Par	4,000.00
		4 percent Government Loan 1960-70 ...	13,400	Do.	13,400.00	
		4 Do. Bombay Port Trust Debentures ...	4,000	Do.	4,000.00	
		4 Do. Bombay Improvement Trust Debentures ...	24,000	Do.	24,000.00	
		5 Do. Bombay Municipal Debentures ...	7,000	Do.	7,000.00	
		3 Do. do. do. ...	62,800	Do.	62,800.00	
		3½ Do. do. do. ...	2,200	Do.	2,200.00	
		3½ Do. Bombay Municipal Debentures ...	33,000	Do.	33,000.00	
		3½ Do. Bombay Municipal Debentures ...	72,100	Do.	72,800.00	
		4 Do. Bombay Municipal Debentures ...	1,29,100	Do.	1,29,100.00	
		3½ Do. Bombay Municipal Debenture ...	600	Do.	600.00	
		4½ Do. do. do. ...	45,000		45,000.00	
		4 Do. do. do. ...	700	99 8	696.50	
		Convalescent Home, Total Rs. ...	3,98,600		3,98,596.50	
Seth Shantilal Mathuradas Parikh	Endowment for the maintenance of a Blood Bank (out of Rs. 1 lac donated for construction and maintenance of Blood Bank.)		3 per cent. Conversion Loan, 1946 ...	38,600	Par	38,600.00
			Total Amount in Securities Rs. ...	9,41,100		9,26,562.06
		Cash held with the State Bank of India Rs.		*109.70	
		Grand Total Rs.		9,26,671.76	

G. V. DAMLE,
Chief Accountant.

* Cash Balance is in respect of Convalescent Home.

V. L. GIDWANI,
Municipal Commissioner.

Appendix No. 17

Statement showing the Quantity and Value of Several Articles upon which Town duty was Levied during 1957-58 under Sec. 192 (1) of the Bombay Municipal Corporation Act of 1888.

Main table with columns for various commodities like Wines and Spirits, Beer, Sugar, Ghee, Timber, Firewood, Charcoal, etc., and their respective quantities and values.

Summary table showing Commission, etc., charges on General Town Duty collected by month, and a detailed breakdown of Town Duty for 1957-58, including outstanding balances and refunds.

Income of the Bombay Municipal Corporation from the year

Year.	Valuation.	House Rate.	TAXATION PROPS							
			General Tax.	Wheel Tax and Tolls.	Licences for Trades, Land Conveyances, Music, etc.	Town Duties.	Cotton Duty.	Liquor Licences.	Tobacco Licences.	Fire Retn.
	Rs. Gross Valuation.	Consolidated Rate.	Rs. Rate.	Rs.	Rs.	Rs.	Rs.	Rs.	Rs.	
1932-33	14,41,33,933	@ 11%	1,20,42,747	10,70,340	1,71,385	11,27,188	8,28,856	1,43,750	3,50,771	@ 1/4%
1933-34	14,32,51,802	Do.	1,22,45,281	10,57,393	1,69,759	14,02,738	8,86,189	1,43,750	2,54,247	Do.
1934-35	14,54,15,785	@ 12%	1,33,68,984	11,46,683	1,73,149	13,87,977	*758	1,43,750	3,65,150	Do.
1935-36	14,72,00,410	Do.	1,28,88,990	11,13,357	1,82,301	14,77,756		1,43,750	3,28,225	Do.
1936-37	13,31,56,299	@ 11%	1,26,18,595	10,74,038	1,92,968	14,48,130		1,43,750	3,93,000	Do.
1937-38	13,62,69,866	Do.	1,25,73,931	14,29,080	1,93,564	13,09,001		1,43,750	4,14,250	Do.
1938-39	13,48,69,247	Do.	1,36,06,715	13,69,662	2,09,522	15,52,261		1,43,750	1,58,970	Do.
1939-40	13,97,61,676	Do.	1,34,47,825	12,74,008	2,38,219	13,78,340				Do.
1940-41	14,14,61,189	Do.	1,38,54,785	13,59,332	2,33,806	14,24,031				Dr.
1941-42	14,27,65,826	Do.	1,39,20,308	14,70,207	2,33,096	18,48,316				Do.
1942-43	14,63,63,848	Do.	1,47,94,959	18,14,308	2,32,983	14,82,649				Do.
1943-44	15,93,54,514	Do.	1,53,51,010	16,46,989	2,57,465	16,17,662				Do.
1944-45	16,00,98,370	Do.	1,59,44,469	17,58,787	2,62,101	19,40,054				Do.
1945-46	16,71,69,555	@ 12%	1,83,61,824	18,75,449	2,71,845	20,95,634				Do.
1946-47	17,14,40,860	@ 14%	2,14,07,728	19,39,863	2,68,634	16,18,470				Do.
1947-48	17,78,96,754	@ 14%	2,29,65,301	23,39,246	6,07,008	87,75,728				@ 1/4% From 1-4-1947 to 30-9-1947 & @ 1/4% From 1-10-1947 to 31-3-1948. @ 1/4%
1948-49	19,38,46,730	@ 14%	2,37,30,441	25,30,685	8,67,342	62,21,527				
1950-51	20,17,48,106	@ 14%	2,50,40,901	30,89,445	10,58,763	68,81,140				
1949-50	20,35,42,407	@ 14%	2,61,90,737	38,80,736	10,26,568	67,62,787				Do.
1951-52	21,00,54,130	@ 14%	2,57,58,248	40,69,323	10,05,160	68,51,335				Do.
1952-53	21,99,08,994	@ 17%	3,22,51,699	41,08,243	11,31,060	69,92,348				Do.
1953-54	23,43,85,349	@ 17%	3,45,17,803	41,37,987	10,90,664	72,96,373				Do.
1954-55	24,98,47,735	@ 17%	3,47,17,755	40,89,102	10,81,128	74,56,026				Do.
1955-56	25,70,61,126	@ 17%	3,81,49,844	41,77,754	10,43,806	88,11,375				Do.
1956-57	25,74,42,662	@ 17%	3,87,62,716	44,69,345	12,36,377	91,34,942				Do.
1957-58		@ 17%	4,10,61,749	45,42,764	12,91,292	90,67,545				Do.

* Abolished with effect from 1-4-1934.
† As per S. C. R. No 645, dated the 3rd October 1935

G. V. DAMLE,
Chief Accountant.

Expenditure of the Bombay Municipal Corporation

Year.	General Superintendence.	Assessment and Collection.	Fire Brigade.	Public Works (Engineering) Department.	Public Health Department.	General Stores.	Pensions and Gratuities and Provident Fund.	Education.	Medical Relief.	Debt.	Contribution to Budget 'D'		Contribution to Budget 'F'.	
											Rs.	Rs.	Rs.	Rs.
1932-33	3,85,083	4,66,482	3,02,499	55,88,550	31,25,898	62,292	8,16,812	32,45,592	17,13,017	1,33,53,226	Rs.	Rs.		
1933-34	3,77,708	4,58,593	2,69,016	53,90,313	29,83,376	61,293	9,48,829	32,30,720	16,56,005	1,32,22,310				
1934-35	3,12,069	4,53,999	2,94,402	50,68,619	29,08,983	62,330	9,85,621	32,02,997	16,48,684	1,25,93,943				
1935-36	4,57,885	6,21,859	3,31,127	51,72,046	28,31,750	75,535	10,01,238	32,11,219	16,85,887	1,2 43,455				
1936-37	4,73,635	6,35,879	3,56,413	53,03,448	28,66,924	76,752	10,58,470	33,86,264	17,96,734	1,19,45,222				
1937-38	4,71,811	6,28,592	4,16,289	58,01,823	29,68,240	73,772	9,34,532	35,05,561	19,15,745	1,20,46,808				
1938-39	5,23,131	6,58,051	3,40,593	59,84,010	29,85,995	74,450	11,70,589	36,44,231	19,51,873	1,21,88,098				
1939-40	5,03,569	6,71,512	3,45,411	61,16,547	31,69,113	75,741	12,08,364	38,33,790	20,72,534	1,23,36,071				
1940-41	5,17,249	7,50,916	3,36,242	63,91,043	32,92,424	73,870	12,47,477	41,76,076	21,11,929	1,24,94,111				
1941-42	5,11,192	7,62,592	3,39,989	62,17,370	31,75,222	75,905	12,73,507	41,55,226	19,34,992	1,26,83,919				
1942-43	5,29,154	7,71,691	3,30,152	60,10,818	32,21,516	76,290	12,74,070	42,41,771	20,62,631	1,25,66,415				
1943-44	5,61,389	7,84,471	3,39,551	63,23,562	35,01,906	76,435	13,19,918	47,57,820	23,58,896	1,24,57,713				
1944-45	5,79,837	7,88,907	3,47,768	69,55,431	35,55,521	83,096	13,58,305	53,85,510	24,14,403	1,24,88,638				
1945-46	5,58,655	8,06,728	3,96,054	77,91,051	37,34,719	84,367	14,77,878	61,20,003	28,34,830	1,24,41,110				
1946-47	7,72,645	8,81,317	5,38,505	78,41,842	50,26,744	1,03,181	18,43,104	70,60,722	27,40,313	1,23,57,002				
1947-48	10,16,124	11,45,857	6,43,478	86,18,307	61,66,675	1,16,263	21,56,182	85,33,534	36,65,010	1,26,83,239				
1948-49	10,95,735	12,54,892	8,85,966	1,28,97,027	69,45,720	1,25,330	21,99,272	99,67,434	48,01,853	1,31,19,033				
1949-50	13,12,774	13,16,860	7,10,044	1,12,54,092	73,64,702	1,29,606	21,44,468	97,69,199	54,94,644	1,31,81,895				
1950-51	13,67,713	12,97,943	7,42,700	1,23,13,134	79,44,516	1,38,794	23,26,943	1,02,85,106	63,36,012	1,39,45,162				
1951-52	13,88,149	13,03,440	7,72,330	1,21,61,117	73,42,667	1,37,804	24,36,332	1,13,59,469	71,09,191	1,57,26,528	10,00,74			
1952-53	14,90,681	13,78,895	7,82,425	87,05,404	1,11,48,484	1,59,425	23,39,377	90,35,823	78,65,585	1,88,48,872	12,96,071			
1953-54	15,40,664	12,95,436	9,58,763	89,88,668	1,18,91,705	1,53,685	24,86,785	1,03,01,869	74,98,754	2,09,54,663	13,14,495			
1954-55	15,34,067	13,25,447	8,67,343	92,46,554	1,18,50,858	1,61,900	27,48,996	1,09,57,542	80,30,493	2,14,72,356	13,71,000			
1955-56	16,32,595	13,70,851	8,81,733	97,10,707	1,36,77,947	1,74,068	24,76,153	1,11,69,478	79,11,101	2,29,14,514	14,08,166			
1956-57	17,20,090	12,85,012	8,81,528	93,12,430	1,27,50,662	1,77,335	29,54,102	1,21,37,857	91,53,056	2,63,66,234	16,87,867			
1957-58	17,64,326	13,67,325	8,83,359	1,43,86,915	1,48,83,819	1,92,080	30,25,613	1,23,38,244*	93,75,013	2,72,24,997	17,60,440	4,46,118		

* This comprises of contribution to wards Education Fund Rs. 1,11,32,141 and Expenditure on Secondary and higher Education Rs. 12,06,103.

G. V. DAMLE,
Chief Accountant.

No. 18.

1932-33 to the close of the Financial year 1957-58.

Fire Tax.	SERVICES RENDERED.					MISCELLANEOUS.	Transfer from B.E.S.T. Fund.	Transfer from Post war reconstruction Fund	Total Income	Year.	Population by Census.	Incidence of Taxation per head of population.	Five year average annual income.
	Total Taxation Proper.	Halal-khore Tax.	Water Tax.	Total services rendered.	Returns from Property and Miscellaneous	Returns							
Rs.	Rs.	Rs.	Rs.	Rs.	Rs.	Rs.	Rs.	Rs.	Rs.		Ra. a. p.	Rs.	
5,48,757	1,62,83,794	30,78,239	63,86,907	94,65,146	42,53,441			3,00,02,381	1932-33	1,161,383	22 2 9	3,15,57,228	
5,56,824	1,67,16,181	30,88,965	62,98,417	93,87,382	53,12,408			3,14,15,971	1933-34		22 7 7		
5,58,891	1,71,50,342	31,48,555	63,27,589	94,76,144	53,06,620			3,19,33,106	1934-35		22 14 10		
5,37,641	1,66,72,020	30,08,828	67,05,265	97,14,093	59,90,340			3,23,76,453	1935-36		22 11 6	3,49,67,653	
5,68,933	1,64,39,414	32,10,543	70,15,634	1,02,26,177	53,92,638			3,20,58,229	1936-37		22 15 4		
5,72,309	1,66,35,885	33,39,105	75,14,123	1,68,53,228	55,27,305			3,30,16,418	1937-38		23 10 8		
6,18,808	1,76,59,688	36,26,492	77,83,976	1,14,10,468	56,97,119			3,47,67,275	1938-39		25 0 6	3,49,67,653	
6,12,659	1,69,51,051	36,93,912	80,70,695	1,17,64,607	59,40,443			3,46,56,101	1939-40		24 11 7		
6,46,399	1,75,18,353	37,82,518	82,25,310	1,20,07,828	61,05,584			3,56,31,765	1940-41	1,489,883	19 13 2		
6,33,068	1,81,04,995	37,55,679	86,29,048	1,23,84,727	62,76,481			3,67,66,203	1941-42		20 7 5	44,93,993	
6,67,934	1,89,92,833	38,74,536	91,31,751	1,30,06,287	69,02,821			3,89,01,941	1942-43		21 7 8		
6,97,400	1,95,45,526	41,21,425	1,00,15,685	1,41,37,110	67,40,897			4,03,98,533	1943-44		22 9 9		
7,24,083	2,06,29,494	43,02,628	1,10,25,653	1,53,28,281	70,19,841			4,29,77,616	1944-45		24 2 2	44,93,993	
7,68,451	2,33,76,203	46,58,271	1,26,78,923	1,73,37,194	80,24,055			4,87,37,452	1945-46		27 5 3		
7,69,020	2,60,03,715	48,03,155	1,47,74,520	1,95,77,675	81,00,024			5,36,81,414	1946-47		30 9 6		
8,45,384	3,55,32,667	48,54,811	1,34,81,288	1,83,36,099	1,23,00,476		8,36,638	6,70,05,880	1947-48		36 2 6	7,16,01,744	
12,31,631	3,45,81,626	50,63,233	1,32,65,684	1,83,28,917	1,50,87,663	5,00,000.	28,88,151	7,13,86,357	1948-49		35 8 1		
13,32,735	3,74,02,984	55,75,898	1,41,06,712	1,96,82,610	1,01,43,433	10,83,535	19,69,564	7,04,82,128	1949-50		38 5 1		
14,11,578	3,92,72,406	50,55,599	1,34,20,811	1,84,76,410	1,23,40,799	11,18,325	7,75,700	7,19,83,640	1950-51	23,25,945	24 13 3	7,16,01,744	
14,96,233	3,91,80,299	58,12,908	1,60,59,149	2,18,72,037	1,27,92,801	25,75,611	7,29,946	7,71,50,714	1951-52		26 6 2		
14,86,108	4,59,69,458	61,20,440	1,75,90,901	2,37,11,341	1,20,25,294	28,75,682	...	8,45,81,775	1952-53		30 4 1		
15,45,199	4,85,88,026	62,75,274	1,80,65,142	2,43,40,416	1,17,75,509	31,10,914	...	8,78,14,865	1953-54		31 8 10	7,16,01,744	
15,43,237	4,88,87,248	64,56,217	1,93,97,892	2,55,54,109	1,40,17,924	34,39,824	...	9,18,99,105	1954-55		32 2 11		
16,87,488	5,33,70,266	70,19,589	2,19,79,117	2,89,98,706	1,36,03,309	37,54,670	...	10,07,28,952	1955-56	23,29,020	37 3 5		
17,10,644	5,53,14,024	72,46,052	2,35,65,451	3,08,11,503	1,46,61,376	40,20,110	...	10,48,07,013	1955-57		Ra. nP.		
18,13,946	5,77,79,296	73,79,744	2,53,22,808	3,27,02,552	1,53,56,142	40,36,488	...	10,95,74,478	1957-58		39 19		

V. L. GIDWANI,
Municipal Commissioner.

No. 19.

from the year 1932-33. to the close of the financial year 1957-58.

Contribution to Improvement Schemes.	Public Gardens.	Measures for Civil Defence.	Dearness Allowances.	Epidemics including disinfection charges.	Slum Services.	Works Carried out of Post War Reconstruction Fund.	Miscellaneous.	Total	Year.	Five year Average annual expenditure
Rs.	Rs.	Rs.	Rs.	Rs.	Rs.	Rs.	Rs.	Rs.		Rs.
23,52,242	1,57,884			65,982			5,33,558	3,21,69,117	1932-33	3,19,13,361
(a) 32,84,740	1,57,141			67,759			4,43,796	3,25,51,599	1933-34	
33,39,680	1,45,748			69,968			5,32,016	3,16,19,059	1934-35	
33,42,690	1,34,179			69,060			2,15,609	3,12,97,539	1935-36	3,45,63,300
32,22,391	1,35,584			64,436	4,14,500		1,92,837	3,19,29,489	1936-37	
34,40,225	1,35,807			71,497			3,36,482	3,27,48,184	1937-38	
34,29,454	1,56,149			73,545			3,04,181	3,34,84,350	1938-39	3,45,63,300
37,11,006	1,76,458		57,522	89,031			3,77,367	3,47,44,038	1939-40	
35,73,077	1,78,329		2,98,560	73,624			4,03,477	3,59,18,406	1940-41	
36,88,945	1,65,322		3,08,010	74,621			5,54,709	3,59,21,521	1941-42	4,34,72,503
(a) 24,69,485	1,67,090	11,55,548	9,72,830	62,514			5,53,473	3,64,65,448	1942-43	
(b) 26,26,997	1,95,468	3,81,622	24,45,180	99,097			8,66,424	3,90,96,449	1943-44	
27,26,785	2,33,365	69,936	34,60,430	94,086			7,53,269	4,12,95,287	1944-45	4,34,72,503
28,36,497	2,29,733	1,43,407	42,86,690	92,223			54,79,001	4,93,13,002	1945-46	
9,99,589	2,50,306	Cr. 23,189	57,43,782	97,661			29,58,806	5,11,92,330	1946-47	
29,96,319	2,86,817	68,079	66,91,158	1,50,771		3,69,003	13,05,858	5,66,12,674	1947-48	7,01,25,363
31,71,923	3,80,474		96,31,083	2,83,234		4,33,714	16,86,538	6,88,79,228	1948-49	
32,91,464	4,34,262		1,08,87,908	3,32,234		19,57,718	14,40,408	7,10,22,278	1949-50	
34,63,721	4,68,788		1,12,58,978	4,47,034		10,90,323	14,05,868	7,48,32,735	1950-51	7,01,25,363
36,28,232	4,99,873		1,10,21,951	4,59,660		5,04,689	24,18,493	7,92,79,925	1951-52	
35,83,626	5,37,053		1,16,76,644	3,38,795		2,97,973	28,00,525	8,22,85,661	1952-53	
36,99,386	5,90,432		1,15,47,541	7,09,299		2,520	20,72,202	8,60,06,843	1953-54	8,97,77,219
39,62,054	5,56,801		1,15,96,868	7,33,453			18,52,738	8,82,68,562	1954-55	
39,83,977	5,61,334		1,19,96,865	7,46,382			24,89,013	9,31,17,884	1955-56	
43,75,179	5,49,972		1,21,37,388	7,74,425			29,33,049	9,92,07,147	1956-57	8,97,77,219
44,52,855	5,72,127		1,24,89,414	8,38,297			26,59,123	10,72,54,063	1957-58	

(a) Includes Rs. 10,94,913 on account of increased contribution payable towards Improvement Schemes due to the amalgamation of the City Improvement Trust with the Municipality with effect from 1-10-1938 under Bombay Act XIII of 1933.

(b) The contribution is reduced by Bombay Act No. XVI of 1942

V. L. GIDWANI,
Municipal Commissioner.

Appendix No. 20.

Contrasted Statement of income and Expenditure of the Bombay Municipal Corporation
from 1932-33 to 1957-58.

Year.	Income.	Expenditure.	DIFFERENCE	
			Surplus.	Deficit.
	Rs.	Rs.	Rs.	Rs.
1932-1933	3,00,02,381	3,21,69,117	...	21,66,736
1933-1934	3,14,15,971	3,25,51,599	...	11,35,628
1934-1935	3,19,33,106	3,16,19,059	3,14,047	...
1935-1936	3,23,76,453	3,12,97,539	10,78,914	...
1936-1937	3,20,58,229	3,19,29,489	1,28,740	...
1937-1938	3,30,16,418	3,27,48,184	2,68,234	...
1938-1939	3,47,67,275	3,34,84,350	12,82,925	...
1939-1940	3,46,56,101	3,47,44,038	...	87,937
1940-1941	3,56,31,765	3,59,18,406	...	86,641
1941-1942	3,67,66,203	3,59,21,521	8,44,682	...
1942-1943	3,89,01,941	3,64,65,448	24,36,493	...
1943-1944	4,03,98,533	3,90,96,449	13,02,084	...
1944-1945	4,29,77,616	4,12,95,287	16,82,329	...
1945-1946	4,87,37,452	4,93,13,002	...	5,75,550
1946-1947	5,36,81,414	5,11,92,330	24,89,084	...
1947-1948	† 6,70,05,880	†† 5,66,12,674	1,03,93,206	...
1948-1949	(a) 7,13,86,357	(b) 6,88,79,228	25,07,129	...
1949-1950	(c) 7,04,82,128	(d) 7,10,22,278	...	5,40,150
1950-1951	(e) 7,19,83,640	(f) 7,48,32,735	...	28,49,095
1951-1952	(g) 7,71,50,714	(h) 7,92,79,925	...	21,29,211
1952-1953	8,45,81,775	(i) 8,22,85,661	22,96,114	...
1953-1954	8,78,14,865	(j) 8,60,06,843	18,08,023	...
1954-1955	9,18,99,105	8,82,68,562	36,30,543	...
1955-1956	10,02,28,952	9,31,17,884	71,11,068	...
1956-1957	10,48,07,013	9,92,07,147	55,99,866	...
1957-1958	10,95,74,478	10,72,54,063	23,20,415	...

† Includes (i) Transfer from P.W. R. Fund Rs. 8,36,638

(ii) Grant-in-aid from Government Rs. 30,00,000

†† Includes expenditure of Rs. 3,69,003 incurred on works carried out of P. W. R. Fund.

(a) Includes (i) Transfer from P. W. R. Fund Rs. 28,88,151

(ii) Grant-in-aid from Government Rs. 50,00,000

(b) Includes expenditure of Rs. 4,33,714 incurred on works carried out of P. W. R. Fund.

(c) Includes (i) Transfer from P. W. R. Fund Rs. 19,69,564.

(d) Includes expenditure of Rs. 19,57,718 incurred on works carried out of P. W. R. Fund.

(e) Includes Transfer from P. W. R. Fund Rs. 7,75,700.

(f) Includes expenditure of Rs. 10,90,323 on works carried out of the amount transferred out of the P. W. R. Fund.

(g) Includes transfer from P. W. R. Fund Rs. 7,29,946.

(h) Includes expenditure of Rs. 5,04,689, on works carried out of the amount transferred out of the P. W. R. Fund.

(i) Includes expenditure of Rs. 2,97,973, on works carried out of the amount transferred out of P. W. R. Fund.

(j) " " " 2,520

Do.

G. V. DAMLE,
Chief Accountant.

V. L. GIDWANI,
Municipal Commissioner.

Appendix No. 21
IMPROVEMENT SCHEMES
General Financial Statistics

Particulars.	1953-54.	1954-55.	1955-56.	1956-57.	1957-58.
GENERAL ACCOUNT.	Rs.	Rs.	Rs.	Rs.	Rs.
<i>Receipts.</i>					
1. Land Revenue ...	68,13,236	71,82,834	68,60,623	68,68,254	67,23,578
2. Municipal contribution ...	36,99,387	39,62,054	39,88,977	43,75,171	44,52,856
3. Grant-in-aid from Government ...	10,00,000	10,00,000	6,38,653	5,00,000	14,56,456
4. Miscellaneous ...	5,91,940	5,90,127	4,42,158	5,02,702	4,64,856
	1,21,04,563	1,27,35,015	1,19,30,411	1,22,46,127	1,30,97,746
<i>Expenditure.</i>					
5. Maintenance of Properties and Streets ...	45,47,960	48,12,396	48,30,632	51,83,646	47,84,527
5A. Proportionate charges on Account of cost of management and Establishment and of Municipal Supervision to be adjusted hereafter ...	33,614
6. Debt Charges ...	76,15,355	75,94,886	75,61,916	75,18,937	76,12,432
	1,21,96,929	1,24,07,282	1,23,92,548	1,27,02,583	1,23,96,959
<i>Less—</i>					
Proportionate charges on Account of management and Establishment and Municipal Supervision for the previous year adjusted during this year ...	82,716	33,614
	1,21,14,213	1,23,73,668	1,23,92,548	1,27,02,583	1,23,96,959
8. Surplus (+) or Deficits (—) ...	—9,650	+3,61,347	—4,62,137	—4,56,456	+7,00,787
<i>Loans.</i>					
9. Debt outstanding ...	15,26,50,235	15,19,16,670	15,11,58,132	15,06,53,771	14,79,89,206
10. Redemption and Sinking Funds in hand or invested ...	5,20,14,064	5,49,32,818	5,79,78,807	6,11,49,259	6,28,30,609
11. Net Loan Debt ...	10,06,36,171	9,69,83,852	9,31,79,325	8,95,04,512	8,51,58,597

G. V. DAMLE,
Chief Accountant.

V. L. GIDWANI,
Municipal Commissioner.

Appendix No. 22
IMPROVEMENT SCHEMES
General Account for the year ending 31st March 1958

Particulars.	Amount.	Particulars.	Amount.
	Rs.		Rs.
To Revenue expenditure as per Appendix No. 24 ...	1,23,96,939	By Revenue Receipts as per Appendix No. 23 ...	1,30,97,746
Balance being deficit (for the year Transferred to Capital Account Balance Sheet) ...	7,00,787		
Total ...	1,30,97,746	Total ...	1,30,97,746

G. V. DAMLE,
Chief Accountant.

V. L. GIDWANI,
Municipal Commissioner.

APPENDIX No. 22A

Improvement Scheme A/c. Slum Clearance A/c. City (General A/c.) for the year ending 31st March 1958.

Particulars.	Amount.	Particulars.	Amount.
	Rs.		Rs.
To Revenue Expenditure ...	63,276	By Revenue Receipts under I rent and other proceeds and properties and under Interest and Profits on investments.	72,502 1,086
Balance being surplus for the year transferred to capital Account Balance Sheet.	10,312		
	73,588	Total ...	73,588

G. V. DAMLE,
Chief Accountant.

V. L. GIDWANI,
Municipal Commissioner.

APPENDIX No. 22 B

Improvement Schemes Account Slum Clearance Account Suburbs (General Account) for the year ending 31st March 1958.

Particulars.	Amount.	Particulars.	Amount.
	Rs.		Rs.
To Revenue Expenditure ...	Nil.	By Revenue receipts as contribution from Budget—'D' under interest & profits on investments ...	736,428 21,225
Balance being surplus for the year transferred to Capital Account Balance Sheet	7,57,653		
	7,57,653	Total ...	7,57,653

G. V. DAMLE,
Chief Accountant.

V. L. GIDWANI,
Municipal Commissioner.

Appendix No. 23
IMPROVEMENT SCHEMES
GENERAL ACCOUNT
INCOME

Statement showing the Net Receipts during the Financial year 1957-58 from all sources as contrasted with the Original Budget Estimate.

Particulars.	Budget Estimate for 1957-58.	Revised Estimate for 1957-58.	Actuals for 1957-58.	Actuals for 1956-57.	Compared with the Original Estimate	
					More.	Less
1	2	3	4	5	6	7
	Rs.	Rs.	Rs.	Rs.	Rs.	Rs.
I.—RENTS AND OTHER PROCEEDS OF PROPERTIES—						
(1) Lands comprised in Schedule W	6,01,530	5,89,670	6,06,085	5,95,777	4,555	...
(2) Do. do. X	1,30,755	1,34,430	1,09,408	1,23,379	...	21,347
(3) Do. do. Y	1,06,851	1,06,951	1,09,538	96,726	2,687	...
(4) Do. do. Z	204	300	294	204	90	...
(5) Other Lands and Buildings	64,63,707	61,00,660	58,98,253	60,52,168	...	5,65,454
	73,03,047	69,32,011	67,23,578	68,68,254	7,332	5,86,801
II.—Contribution from the Municipal Corporation under Section 125(2)(d) of the Municipal Act	45,93,911	44,52,856	44,52,856	43,75,171	...	1,41,055
III.—Grant in aid for meeting the deficit in the General Account	10,00,000	14,56,456	14,56,456	5,00,000	4,56,456	...
IV.—Interest and Profit on Investments	4,00,000	4,00,000	4,38,830	4,10,140	38,830	...
V.—Miscellaneous Receipts	32,500	22,300	26,026	92,562	...	6,474
Total Income	1,33,29,458	1,32,63,623	1,30,97,746	1,22,46,127	5,02,618	7,34,330

G. V. DAMLE,
Chief Accountant.

V. L. GIDWANI,
Municipal Commissioner.

Appendix No. 24
IMPROVEMENT SCHEMES
GENERAL ACCOUNT
EXPENDITURE

Statement showing the Actuals as compared with the Final Sanctioned Grants for 1957-58.

Particulars.	Final grants sanctioned for expenditure during 1957-58.	Actuals for 1957-58.	FINAL GRANTS COMPARED WITH THE ACTUALS		Actuals for 1956-57.
			Amount required to be renewed in 1958-59.	Savings.	
	2	3	4	5	6
	Rs.	Rs.	Rs.	Rs.	Rs.
A.—Maintenance of Properties and Streets.					
(a) Maintenance of Properties—					
I—Lands comprised in Schedule W	2,44,225	2,23,094	10,999	10,132	2,19,499
II—Do. do. X	51,001	44,402	...	6,599	47,224
III—Do. do. Y	40,044	40,044	35,526
IV—Do. do. Z	75	75	74
V—Other Lands and Buildings—					
(1) Schemes	26,06,845	21,72,383	2,51,855	1,82,607	20,83,956
(2) Chawls Permanent	33,49,549	15,66,953	9,44,110	8,38,486	19,41,154
(3) S. P. Sheds	7,89,692	4,54,312	2,44,830	90,550	5,67,803
(4) Dormitory	72,072	7,542	9,300	55,230	11,547
VI—Preliminary expenses in connection with the preparation of plans & Estimates for building works	1,900	49	100	1,751	129
VII—Preliminary expenses (trial pits) in connection with the preparation of plans and estimates for construction works other than buildings, sewers, and S. W. Drains, etc.	4,000	...	100	3,900	...
(b) Maintenance of Streets	5,74,082	2,75,673	2,28,320	70,089	2,76,734
Total A.	77,33,485	†† 47,84,527	16,89,614	12,59,344	51,83,646
			*+1,20,614	-1,20,614	
B.—Cost of Management and Establishment.					
(a) Corporation and Standing Committee	30,830	19,011	6,180	5,639	23,436
(b) Deputy Municipal Commissioner's Office Establishment	38,043	34,979	568	2,496	33,770
(c) Audit and Accounts Establishment	60,550	55,450	...	5,100	54,565
(d) Estates and Land Management Department	6,11,790	4,92,762	54,956	64,072	5,02,152
(e) City Engineer's Department	4,36,862	3,65,601	21,410	49,851	3,18,355
(f) General Stores	3,730	3,444	...	286	3,252
(g) Incidental Expenses	3,50,562	2,91,664	6,500	52,398	3,41,434
(h) Dearness Allowance (Grain Compensation)	8,96,373	8,93,907	1,000	1,466	8,71,369
Total B.	24,28,740	21,56,818	90,614	1,81,308	21,48,333
C.—Proportionate charge on account of Municipal Supervision	3,78,924	2,85,846	30,000	63,078	2,70,047
Total B and C	28,07,664	24,42,664	1,20,614	2,44,386	24,18,380
Deduct—					
Charged to Capital Account	4,60,460	2,07,082	2,33,261
Charged to General Account for the current year	23,07,204	22,35,582	21,85,119
	28,07,664	24,42,664	24,18,380
D—Lump sum provision for Rent Equilisation Fund	3,00,000	3,00,000	
E—do. do. for Amenising Fund	1,00,000	1,00,000	
D.—Debt Charges.					
I.—Interest on Loans	64,10,528	62,03,454	1,95,585	11,489	61,69,314
II.—Appropriation for reduction or avoidance of Debt	22,61,195	14,08,978	...	8,52,217	13,49,623
Total D.	86,71,723	76,12,432	1,95,585	8,63,706	75,18,937
Grand Total	1,68,05,208	1,23,96,959	21,05,813	24,02,436	1,27,02,583

* Rs. 1,20,614 represent expenditure on account of cost of Management and Establishment including Municipal Supervision to be allocated at the end of the year.

†† This includes Rs. 22,23,312 being the share of cost of Management and Establishment chargeable to General Account and excludes Rs. 12,270 provisionally debited to sundry advances. (a) Misc. advances.

G. V. DAMLE,
Chief Accountant.

V. L. GIDWANI,
Municipal Commissioner.

Appendix No. 25
IMPROVEMENT SCHEMES

Balance Sheet—(Capital Account) as on 31st March 1958

LIABILITIES		Rs.	nP.	ASSETS				Rs.	nP.	
LOANS OUTSTANDING—				BLOCK ACCOUNT—						
(Vide details as shown in Appendix No. 29)	...	14,79,89,206	41	Property and Assets at original cost as per Appendix No. 26				22,11,77,156	07	
Book value of lands comprised in Schedules "W" and "X"	...	47,58,490	00	Book value of lands comprised in Schedules "W" and "X" as per Appendix No. 27 (Section 91A of the Municipal Act)				47,58,490	00	
SURPLUS—										
Extraordinary receipts—		Rs.	nP.		Face Value		Actual cost.			
Investment Reserve Fund		65,19,161	59		Rs.		Rs.	nP.		
Amenities Fund		55,082	50	INVESTMENT RESERVE FUND—**						
Rent Equalisation Fund		1,65,247	00	In Securities:—				66,41,200	65,19,037 37	
				In Cash				124	22	
Transfer of Sinking-Fund Accumulations in respect of Rs. 370 lakhs loan		25,07,830	00	Amenities Fund**					65,19,161 59	
				In Securities				55,000	55,000 00	
Special grants from the Government of India		54,00,000	00	In Cash				82	50	
Premia on loan raised in 1935-36		30,000	00	Rent Equalisation Fund**					55,082 50	
				In Securities				1,65,200	1,65,200 00	
Grant-in-Aid from Government of Bombay for part expenditure of Acquisition of Land		5,00,000	00	In Cash				47	00	
									1,65,247 00	
Sale proceeds of Lands and Buildings—		Rs.	nP.	SINKING FUND—						
Sale proceeds up to 31st March 1957		7,01,63,665	60	As per Appendix No. 28						
Sale proceeds during 1957-58		4,75,753	04	In Securities and Cash					6,28,30,609 00	
		7,06,39,418	64	CAPITAL FUNDS—						
Sinking Fund on Loans		6,28,30,609	00	In Securities:—				Face Value	Rate %	Actual cost.
Loans Redemption Fund		2,05,21,282	65		Rs.		Rs.	nP.		
		8,33,51,891	65	4% Bombay Municipal Debentures				3,17,600	99-8	3,16,012 00
		16,91,68,631	38	Do. Do.				1,44,300	Par	1,44,300 00
				3 per cent. Bombay Municipal Debentures				11,57,300	Par	11,57,300 00
				6 per cent. Bombay Improvement Trust Debentures...				2,10,900	..	2,10,900 00
<i>du ct—</i>				3 per cent. Conversion Loan 1946				2,93,200	..	2,93,200 00
Revenue Deficits—				Do. Do.				19,02,800	100-15	19,20,638 75
Deficits upto 31st March 1957		2,15,28,620	93	Do. Do.				1,800	101-0	1,818 00
Surplus during 1957-58		7,00,786	84	Do. Do.				1,800	99-12	1,795 50
Surplus		2,08,27,834	09	2 1/2 Per cent. Loan 1976				89,900	82-1	73,774 19
				4 1/2% Bombay Municipal Debentures				14,81,500	98-12	14,62,981 25
		14,83,40,797	29					56,01,100		55,82,719 69
				In Cash fixed and call deposits				27.85		+ 55,82,747 54
Total Rs.	...	30,10,88,493	70					Total Rs.	...	30,10,88,493 70

* For Face, Book and Market Values of Securities held in the Sinking Funds on 31st March 1956, please see Appendix No. 30.

† Against this, there is a liability to the extent of Rs. 20,05,813 on account of outstanding charges for 1957-58 and previous years payable in the year 1958-59.

** For Face Book and Market Values of Securities held in these Funds on 31st March 1958, please see Appendix No. 16.

G. V. DAMLE,
Chief Accountant.

V. L. GIDWANI,
Municipal Commissioner.

Appendix No. 25. A
IMPROVEMENTS SCHEMES

Slum Clearance City.

Balance Sheet Capital Account as on 31st March 1958.

LIABILITIES.		Rs.	nP.	ASSETS.				Rs.	nP.
LOANS OUTSTANDING—				BLOCK ACCOUNT					
(Vide details as shown in Appendix No. 29A)		39,50,997.00		Property and Assets at original cost as per Appendix No. 26A				13,50,202.56	
Sinking Fund on Loans		24,832.00		Sinking Fund as per Appendix No. 28A				24,832.00	
Add—				CAPITAL FUNDS—					
	Rs.	nP.		In Securities.	Face Value	Rate.	Actual Cost.		
					Rs.		Rs.		
Surplus transferred from				4 per cent. Muni-					
General Account	11,086.22		11,086.22	Debentures	1,63,400	Par	1,63,400.00		
				4½ per cent. Muni-					
				Debentures	19,80,000	98-12-0	19,55,250.00		
				3 per cent. Muni-					
				Debenture	4,93,200	Par	4,93,200.00		
				In Cash			30.66	26,11,880.66	
Total Rs. ...			39,86,915.22	Total Rs. ...				39,86,915.22	

G. V. DAMLE.
Chief Accountant.

V. L. GIDWANI.
Municipal Commissioner.

Appendix No. 25 B.
IMPROVEMENTS SCHEMES

Slum Clearance Suburbs.

Balance sheet Capital Account as on 31st March 1958.

LIABILITIES.	Rs.	nP.	ASSETS.	Rs.	nP.
Surplus transferred from General A/c. (inclusive of contribution from Budget D)	14,10,106.14		CAPITAL FUND—		
			In Securities. Face Value Rate. Actual Cost		
			Rs. Rs. nP.		
			4 per cent. Municipal Debentures 6,52,400 Par 6,52,400.00		
			3½ per cent. Municipal Debentures 7,16,400 99-8-0 7,57,593.00		
			In Cash ... 113.14		14,10,106.14
Total Rs. ...	14,10,106.14		Total Rs. ...		14,10,106.14

G. V. DAMLE.
Chief Accountant.

V. L. GIDWANI.
Municipal Commissioner.

Appendix No. 26
IMPROVEMENT SCHEMES

Block account showing details of Capital Expenditure upto 31st March 1958.

Particulars.	Total Capital Expenditure upto 31st March 1957.	Expenditure during 1957-58.	Total Capital Expenditure upto 31st March 1958.	Particulars.	Total Capital Expenditure upto 31st March 1957.	Expenditure during 1957-58.	Total Capital Expenditure upto 31st March 1958.
	Rs.		Rs.		Rs.		Rs.
CAPITAL ACCOUNT.				Brought over ...			
Improvement and Street Schemes—				Police Accommodation Schemes.			
Schedule W Lands ... 13,45,571				Scheme No. 14 First Nagpada ... 84,450			
Schedule X Lands ... 16,26,471				16 Wodehouse Road ... 3,22,667			
Schedule Z Lands ... 8				17 Duncan Road ... 58,981			
Scheme No. 1 First Nagpada ... 29,16,099				18 Shepherd Road ... 36,223			
2 Princess Street ... 85,08,865				19 Agripada ... 1,79,120			
3 Sandhurst Road ... 1,15,91,798				23 Connaught Road ... 79,495			
4 Gamdevi ... 22,88,002				24 Princess Street ... 2,65,953			
5 Dadar-Matunga ... 1,00,53,122				25 Gamdevi ... 1,29,407			
6 Sion-Matunga ... 1,32,93,960				34 Lamington Road ... 4,61,024			
7 Colaba Reclamation ... 4,78,538				35 Sandhurst Road West ... 1,46,104			
8 Mandvi-Koliwada ... 26,52,501				39 Sandhurst Road East ... 7,58,893			
11 Agripada ... 3,127				40 Byculla ... 8,28,411			
13 Souter Street Extension—				44 Maharbaudi ... 2,71,434			
Eastwards ... 68,102				45 Palton Road ... 5,71,492			
27 Mathew Road ... 14,11,129				46 Naigaum ... 5,69,142			
29 Nowroji Hill ... 86,47,018				48 Mahim ... 4,53,032			
30 Souter Street Extension—				55 Chinchbunder Road ... 4,32,656			
Westwards ... 1,30,512				55A Mazagaon ... 4,53,560			
31 Parel ... 91,35,260				63 King's Circle (Matunga) ... 4,82,185			
32 East Agripada ... 50,59,050				67 Naigaum (for Armed Police and Recruits) ... 24,42,031			
33 Bhatwadi ... 3,28,433				70 Arthur Road ... 1,58,357			
36 Lamington Road ... 2,91,191				91,84,617			
37 Sydenham Road ... 1,40,51,190				Mill Company's Chawl Schemes.			
41 Undria Street ... 5,72,800				Scheme No. 42 Spring Mills ... 5,18,990			
43 Parel Road Central ... 38,97,348				51 Century Mills ... 1,29,980			
47 Parel Road Northern ... 52,96,220				65 David Mills ... 2,96,852			
49 Nepean Sea Road—Reclamation ... 3,053				9,45,822			
50 Mazagaon Street ... 32,89,691				Slum Clearance.			
52 Worli Street ... 2,49,43,534				Preliminary Expenses ... 22,481			
53 Foras Road ... 36,82,009				Transit Camps for providing alternative housing accommodation to facilities Slum Clearance—			
54 Kolbhatwadi ... 21,79,254				(i) Construction of 244 tenements, etc. ... 2,58,843			
56 Dharavi Street ... 1,12,94,477				(ii) Construction of 210 tenements, etc. ... 1,81,987			
57 Sewri-Wadala ... 2,45,65,079				4,63,311			
58 Worli-Extension ... 71,21,985				Miscellaneous.			
59 Sewri-Koliwada ... 5,50,563				Survey of the Island of Bombay ... 1,06,046			
60 Naigaum Street ... 76,04,597				Administrative Offices, etc.—			
61 Fergusson Road ... 15,68,030				Building on Esplanade Road near Queen's Statue ... 3,21,562			
62 Love Lane ... 16,18,731				Engineer's Office at Matunga ... 1,38,468			
66 Mahalaxmi ... 4,86,705				Central Stores at the back of Frere Fletcher School ... 15,656			
69 Widening of Byculla Bridge ... 7,20,290				Store yard at Agripada, etc. ... 83,801			
71 Chaupati Street ... 24,085				Workshop for Motor Lorries at Agripada ... 90,368			
Chaupati Reclamation ... 1,889				Tools and Plant ... 559			
East Chaupati Estate ... 4,380				Refund of preliminary expenses to Government ... 38,019			
Lump Provision for granting loans to erect buildings on Imp. Scheme lands as provided under Section 354W of the Municipal Act. ... 3,763				Preliminary expenses in connection with the improvement of slum areas ... 68,816			
72 Tripartite Road ... 2,26,684				Provision of a lift in the Improvement Trust Building at Napier Road near Queens Statue ... 123			
73 Palton Road ... 6,71,049				8,63,418			
74 Sion Overbridge ... 92,457				596			
Lump Provision for Acquisition ... 6,136				8,64,014			
Lump Provision for Housing Accommodation to the Poorer Classes ... 44,25,971				Discount on Loans ... 14,53,359			
Housing of squatters on land Near Mankhurd Railway Station ... 8,38,300				Expenses in connection with the Loan of Rs. 10 lakhs ... 12,227			
Housing of squatters on land near Jogeshwari ... 4,67,118				Expenses in connection with the repayment of Rs. 25 Lakhs Loan ... 19,504			
76 Lohar Chawl Gully ... 2,86,468				Expenses in connection with the loan raised in 57-58 ... 62,048			
77 Housing Accommodation For Fishermen at Mahim causeway ... 15,109				Repayment of Rs. 40 lakhs loan of 1919 ... 26,83,469			
Housing of Squatters-Acquisition ... 3,58,603				Part payment of Rs. 25 Lakhs loan of 1926 ... 16,48,000			
Construction of Dormitories ... 5,06,172				31,33,090			
Construction of Dormitories ... 1,45,377				61,39,101			
Carried forward ... 20,12,02,497				Grand Total ... 21,57,92,755			
				* 53,84,402			
				22,11,77,157			

* This figure includes Rs. 2,07,082 being the share of cost of Management and Establishment chargeable to Capital Account

G. V. DAMLE,
Chief Accountant.

V. L. GIDWANI,
Municipal Commissioner.

APPENDIX No. 26A.

Improvement Schemes—Slum Clearance—City.

Block account showing details of capital Expenditure upto 31st March 1958.

Particulars.	Total Capital Expenditure from 1st April 1956 upto 31st March 1957.	Expenditure during 1957-58.	Total Capital Expenditure upto 31st March 1958.
	Rs.	Rs.	Rs.
- Transit Camps for providing temporary alternative housing accommodation to facilitate Slum Clearance.	3,48,225	1,32,611	4,80,836
- Permanent Housing for Slum Population.	4,73,995	2,63,060	7,37,055
- Discount and other charges on the loan of Rs. 10 lakhs raised in 56-57.	10,000	108	10,108
- Discount and other charges on the loan of 20 lakhs raised in 57-58.	...	45,160	45,160
Preliminary expenses (Staff and contingences in connection with Slum Clearance.)	...	77,043	77,043
Grand Total ..	* 8,32,220	5,17,982	13,50,202

* Previous expenditure amounting to Rs. 4,63,311 upto 31st March 1956 is shown in Appendix No. 26.

G. V. DAMLE,
Chief Accountant.

V. L. GIDWANI,
Municipal Commissioner.

Appendix No. 27.

IMPROVEMENT SCHEMES.

Statement showing Capital value of Scheduled Lands as specified in the Schedules W, X, Y and Z annexed to Act XIII of 1933.

Properties.	Area.	Book value.	Total Amount.
	Sq. yds.	Rs.	Rs.
SCHEDULE "W".			
The Flats	12,52,834	1,14,191	
The Kennedy Sea Face	4,447	...	
<i>(Cooperage Plot resumed by Government)</i>			
The Marine Lines Estate	32,825	3,28,250	
<i>(Marine Lines Maidan resumed by Government).</i>			
The Wellington Lines Plot	44,038	4,40,380	
The Wodehouse Road Plot	41,580	4,15,800	
The Hornby Road Plot	41,774	8,35,480	
The Triangular Plot South of Crawford Market	7,707	1,54,140	
The Plot North of Municipal Offices	6,811	2,04,330	
The Chaupati West Estate	1,11,276	6,37,320	
The Chaupati East Estate	4,789	47,890	
The Parel Estate	30,804	99,000	32,76,781
SCHEDULE "X"			
The Connaught Road Estate	13,858	77,237	
The West Agripada Estate	2,27,971	6,64,534	
The Central Agripada Estate	2,911	10,528	
The East Agripada Estate	65,885	6,38,426	
The Lands at Matunga	86,187	90,984	14,81,709
SCHEDULE "Y".			
The Nepean Sea Road Plot	2,014		...
The Colaba Reclamation	46,580		...
SCHEDULE "Z".			
The Hornby Road Plot	3,250	
			47,58,490

G. V. DAMLE,
Chief Accountant.

V. L. GIDWANI,
Municipal Commissioner.

Appendix No. 28.
IMPROVEMENT SCHEMES.
SINKING FUND.

Statement showing the actual Investments on account of the Sinking Fund of different Improvement Trust Loans upto 31st March 1958 compared with the amounts which should have accumulated upto that date on the basis of the fixed Instalments and the sums set aside as Sinking Fund as at 31st March 1958.

NAME OF LOAN.	Amount raised.	When raised.	When repayable.	Amount of Half Yearly Sinking Fund Instalment.	Amount of Sinking Fund which should have accumulated upto 31st March 1958 at Compound Interest.
1	2	3	4	5	6
	Rs.			Rs.	Rs.
4½ per cent. basis.					
5 per cent. Debenture Loan ...	40,00,000	10th November 1919	{ 1st November 1957 1st November 1979	6,696	2,60,000
6 Do. do. ...	(a) 70,00,000	30th April 1920	{ 1st April 1935 1st April 1980	21,002	*18,96,795
4½ Do. do. ...	45,00,000	20th February 1922	20th February 1982	7,533	13,26,871
4½ Do. do. ...	52,00,000	2nd October 1922	2nd October 1982	8,705	14,49,719
4½ Do. do. ...	8,00,000	22nd January 1923	22nd January 1983	1,340	2,23,156
4½ Do. do. ...	82,00,000	Do.	Do.	13,727	22,86,092
4½ Do. do. ...	30,00,000	14th March 1923	14th March 1983	5,022	8,36,359
4½ Do. do. ...	40,00,000	2nd November 1923	2nd November 1983	6,696	10,53,657
4½ Do. do. ...	20,00,000	2nd January 1924	2nd January 1984	3,348	5,26,826
4½ Do. do. ...	29,00,000	5th March 1924	5th March 1984	4,855	7,63,958
4½ Do. do. ...	20,00,000	1st November 1924	1st November 1984	3,348	4,97,419
4½ Do. do. ...	60,00,000	10th November 1924	10th November 1984	10,044	14,92,264
4½ Do. do. ...	20,00,000	2nd January 1925	2nd January 1985	3,348	4,97,419
4½ Do. do. ...	20,00,000	2nd October 1925	2nd October 1985	3,348	4,69,292
4½ Do. do. ...	15,00,000	2nd November 1925	2nd November 1985	2,511	3,51,970
4½ Do. do. ...	35,00,000	2nd January 1926	2nd January 1986	5,859	8,21,262
	Rs.				1,47,53,059
4 per cent. basis.					
4 per cent. Rupee Coupon Debenture Loan ...	50,00,000	1st November 1899	1st November 1959	10,564	(b) 46,81,205
4 Do. do. ...	30,00,000	6th September 1901	6th September 1961	6,280	25,71,023
4 Do. do. ...	30,00,000	15th July 1902	15th July 1962	6,280	24,58,974
4 Do. do. ...	60,00,000	20th August 1903	20th August 1963	12,560	47,02,615
4 Do. do. ...	50,00,000	7th September 1904	7th September 1964	10,493	37,46,066
4 Do. do. ...	30,00,000	12th September 1905	12th September 1965	6,280	21,48,340
					2,03,08,243
3½ per cent. basis.					
6 per cent. Debenture Loan ...	19,28,000	2nd January 1957	16th September 1986	(f) 37,885	38,240
3½ per cent. basis.					
4 per cent. Debenture Loan ...	25,00,000	4th October 1927	{ 4th April 1961 4th October 1970	12,695	13,28,850
3 per cent. basis.					
4 per cent. Debenture Loan ...	20,00,000	2nd October 1906	2nd October 1966	6,148	(d) 14,61,094
Do. do. ...	15,00,000	24th September 1907	24th September 1967	4,610	10,54,775
Do. do. ...	30,00,000	8th September 1908	8th September 1968	9,219	20,29,419
4 per cent. Sterling Coupon Debenture Loan (£5,66,600)	84,99,000	1st July 1909	1st July 1969	25,654	55,38,608
4 Do. do. (£3,33,000)	49,95,000	1st July 1910	1st July 1970	15,077	31,30,079
4 per cent. Debenture Loan ...	25,00,000	28th August 1912	28th August 1972	7,683	14,43,866
4 Do. do. ...	18,00,000	26th August 1913	26th August 1973	5,532	9,98,306
4 Do. do. ...	50,00,000	4th August 1914	4th August 1974	15,365	26,61,381
4 Do. do. ...	25,00,000	3rd January 1916	3rd January 1976	7,683	12,76,705
3½ Do. do. ...	10,00,000	31st January 1936	14th March 1966	21,019	(e) 6,42,797
					2,02,37,025
				Total	† 5,66,65,417

1	Amount actually invested upto 31st March 1958.				Amount of interest accrued upto 31st March 1958 collected and invested in 1958-59		Total of Columns 5 and 6.
	Amount of Sinking Fund invested upto 31st March 1957.	Sinking Fund Instalments paid in 1957-58	Interest, etc. accumulations invested in 1957-58	Total.	Rs.	n.P.	
	Rs.	n.P.	Rs.	n.P.			
Sinking Funds ...	6,11,49,259.34	5,97,914.00	27,31,473.16	6,44,78,646.50			
Less-withdrawn for repayment of Loans				16,48,037.50			
Total Sinking Fund				6,28,30,609.00			
In Public Securities as detailed in Appendix No. 30				6,28,30,523.67			
In Cash with the State Bank of India.				85.33			
Total Rs. ...				6,28,30,60	1,84,493.88		6,30,15,102.88

(a) Out of Rs. 70 lakhs Loan Debentures for Rs. 4 lakhs held by the public were repaid on 1-4-35 under the option reserved to the Corporation, leaving balance of Rs. 66 lakhs. The amount of half-yearly Sinking Fund instalment has been changed with effect from 1-4-35 from Rs. 12,002 to Rs. 21,002 as under:—

The usual half-yearly S.F. instalment
Half-yearly interest at 4½% on the portion of Rs. 4 lakhs repaid out of S.F. accumulations

... Rs. 12,002
" " 9,000
Rs. 21,002

(b) 16 instalments of Rs. 10,240 each and the rest at Rs. 10,564.

(c) 5 instalments of Rs. 10,240 each and the rest at Rs. 10,493.

(d) 1 instalment of Rs. 6,037 and the rest at Rs. 6,148.

(e) This amount to be invested annually.

(f) These are yearly instalments.

* Calculations have been based on one instalment less.

† All Sinking fund Instalments are re-arranged with effect from 1943-44.

‡ The market value of these securities on 31st March 1958 is Rs. 6,32,25,000.19 as shown in Appendix No. 30 and after adding the Cash balance of Rs. 85.33 and the interest accrued on the securities upto 31st March 1958 amounting to Rs. 1,84,493.88 the total amount of Sinking Fund is Rs. 6,34,09,579.40.

G. V. DAMLE,
Chief Accountant.

V. L. GIDWANI,
Municipal Commissioner.

APPENDIX No. 28-A.

IMPROVEMENT SCHEMES

SLUM CLEARANCE.

(City).

SINKING FUND.

Statement showing the actual investments on account of Sinking Fund of different Improvement Scheme Slum Clearance City Loans upto 31st March 1958 compared with the amounts which should have accumulated upto that date on the basis of fixed instalments and the sum set aside as Sinking Fund as at 31st March 1958.

NAME OF LOAN.	Amount raised.	When raised.	When repayable.	Amount of Annual Sinking Fund Instalment.	Amount of Sinking Fund which should have accumulated upto 31st March 1958 at Compound Interest.
1	2	3	4	5	6
	Rs .			Rs.	Rs.
3½ per cent. basis 4 per cent. Debenture Loan	10,00,000	29th March 1957	... 15th March 1982	24,832	24,870

I	Amount actually invested upto 31st March 1958.				Amount of interest accrued upto 31st March 1958 collected and invested in 1958-59.	Total of Columns 5 and 6.
	Amount of Sinking Fund invested upto 31st March 1957.	Sinking Fund Instalments paid in 1957-58.	Interest, etc. accumulations invested in 1957-58.	Total.		
1	2	3	4	5	6	7
Sinking Funds		24,832	...	24,832	43.75	24,875.75
In Public Securities as detailed in Appendix No. 30A				24,750		
In Cash with the State Bank of India				82		
				24,832		

The market value of the Securities on 31st March 1958 in Rs. 25,000 as shown in Appendix No. 30A and after adding the cash balance of Rs. 82 and the interest accrued on the Securities upto 31st March 1958, amounting to Rs. 43.75 the total amount of Sinking Fund is Rs. 25,125.75.

G. V. DAMLE,
Chief Accountant.

V. L. GIDWANI,
Municipal Commissioner.

Appendix IMPROVEMENT

Statement showing outstanding Loans of the Bombay Improvement Trust due by the payable for the year 1957-58, the amount paid during the year and the

No.	Particulars of Loans.	Amount raised.		Balance due on 1st April 1957		Rate of Interest	Amount raised in 1957-58.		Total.	
1	2	3		4		5	6		7	
		Rs.	nP.	Rs.	nP.		Rs.	nP.	Rs.	nP.
<i>Loans raised from Government.</i>										
1	Consolidated Loan in respect of Conversion Loan 1937-38, Rs. 35 lakhs Loan, and Rs. 8 lakhs Loan ...	4,17,94,178	06	2,93,79,770	62	3.3759 per cent.			2,93,79,770	62
2	45 lakhs Loan 1922 ...	45,00,000	00	4½ Do.			45,00,000	00
3	52 lakhs Loan October 1922 ...	52,00,000	00	5½ Do.		
4	8 lakhs Loan 22nd January 1923 ...	8,00,000	00	4½ Do.		
5	82 lakhs Loan 22nd January 1923 ...	82,00,000	00	1,72,00,000	00	4½ Do.			1,72,00,000	00
6	30 lakhs Loan 14th March 1923 ...	30,00,000	00
7	40 lakhs Loan 2nd November 1923 ...	40,00,000	00	5½ Do.		
8	20 lakhs Loan 2nd January 1924 ...	20,00,000	00	4½ Do.		
9	29 lakhs Loan 5th March 1924 ...	29,00,000	00	89,00,000	00	...			89,00,000	00
10	20 lakhs Loan 1st November 1924 ...	20,00,000	00	5 Do.		
11	60 lakhs Loan 10th November 1924 ...	60,00,000	00	4½ Do.		
12	20 lakhs Loan 2nd January 1925 ...	20,00,000	00	1,00,00,000	00	...			1,00,00,000	00
13	20 lakhs Loan 2nd October 1925 ...	20,00,000	00	5½ Do.		
14	15 lakhs Loan 2nd November 1925 ...	15,00,000	00	4½ Do.		
15	35 lakhs Loan 2nd January 1926 ...	35,00,000	00	71,00,000	00	...			70,00,000	00
	Total loans raised from Government ...	8,93,94,178	06	7,69,79,770	62				7,69,79,770	62
<i>Loans raised from the Public.*</i>										
1	50 lakhs Rupee Coupon Debenture Loan 1899 ...	50,00,000	00	50,00,000	00	4 per cent.			50,00,000	00
2	30 lakhs Loan 1901 ...	30,00,000	00	30,00,000	00	4 Do.			30,00,000	00
3	30 lakhs Loan 1902 ...	30,00,000	00	30,00,000	00	4 Do.			30,00,000	00
4	60 lakhs Loan 1903 ...	60,00,000	00	60,00,000	00	4 Do.			60,00,000	00
5	50 lakhs Loan 1904 ...	50,00,000	00	50,00,000	00	4 Do.			50,00,000	00
6	30 lakhs Loan 1905 ...	30,00,000	00	30,00,000	00	4 Do.			30,00,000	00
7	20 lakhs Loan 1906 ...	20,00,000	00	20,00,000	00	4 Do.			20,00,000	00
8	15 lakhs Loan 1907 ...	15,00,000	00	15,00,000	00	4 Do.			15,00,000	00
9	30 lakhs Loan 1908 ...	30,00,000	00	30,00,000	00	4 Do.			30,00,000	00
10	Sterling Coupon Debenture Loan 1909 (£ 5,46,600) ...	84,99,000	00	84,99,000	00	4 Do.			84,99,000	00
11	Sterling Coupon Debenture Loan 1910 (£ 3,33,000) ...	49,95,000	00	49,95,000	00	4 Do.			49,95,000	00
12	25 lakhs Loan 1912 ...	25,00,000	00	25,00,000	00	4 Do.			25,00,000	00
13	18 lakhs Loan 1913 ...	18,00,000	00	18,00,000	00	4 Do.			18,00,000	00
14	50 lakhs Loan 1914 ...	50,00,000	00	50,00,000	00	4 Do.			50,00,000	00
15	25 lakhs Loan 1916 ...	25,00,000	00	25,00,000	00	4 Do.			25,00,000	00
16	40 lakhs Loan 1919 ...	40,00,000	00	40,00,000	00	5 Do.			40,00,000	00
17	70 lakhs Loan 1920 ...	70,00,000	00	66,00,000	00	6 Do.			66,00,000	00
18	25 lakhs Loan 1926 ...	25,00,000	00	8,52,000	00	5 Do.			8,52,000	00
19	25 lakhs Loan 1927 ...	25,00,000	00	25,00,000	00	4 Do.			25,00,000	00
20	10 lakhs Loan 1935-36 ...	10,00,000	00	10,00,000	00	3½ Do.			10,00,000	00
21	Rs. 19.28 lakhs Loan out of Rs. 19.39 lakhs Loan (1956-57) ...	19,28,000	00	19,28,000	00	4 Do.			19,28,000	00
22	Rs. 27,38,500 Loan 1957-58 ...	27,38,500	00	4 Do.	27,38,500	00	27,38,500	00
**23	Rs. 30 lakhs Loan 1957-58	4 Do.
	Total Loans raised from the Public ...	7,84,60,500	00	7,36,74,000	00		27,38,500	00	7,64,12,500	00
	Grand Total ...	16,78,54,678	06	15,06,53,770	62		27,38,500	00	15,33,92,270	62

* Loans at serial Nos. 1 to 19 are guaranteed by Government.

** This Loan was not raised during 1957-58.

G. V. DAMLE,
Chief Accountant.

No. 29.
SCEHMES.

Municipality, the interest outstanding on 1st April 1957, on the different Loans, the amount Balances outstanding on 31st March 1958.

Amount repaid in 1957-58.		Balance due on 31st March 1958.		Interest outstanding on 1st April 1957.		Interest payable in 1957-58.		Total interest due.		Deduct interest paid during the year.		Outstanding balance on 31st March 1958.	
8		9		10		11		12		13		14	
Rs.	nP.	Rs.	nP.	Rs.	nP.	Rs.	nP.	Rs.	nP.	Rs.	nP.	Rs.	nP.
8,11,064	21	2,85,68,706	41			9,85,043	79	9,85,043	79	9,85,043	79
...
...	...	45,00,000	00			2,02,500	00	2,02,500	00	2,02,500	00
...
...	...	1,72,00,000	00			7,74,000	00	7,74,000	00	7,74,000	00
...
...	...	89,00,000	00			4,00,500	00	4,00,500	00	4,00,500	00
...
...	...	1,00,00,000	00			4,50,000	00	4,50,000	00	4,50,000	00
...
...	...	70,00,000	00			3,15,000	00	3,15,000	00	3,15,000	00
8,11,064	21	7,61,68,706	41			31,27,043	79	31,27,043	79	31,27,043	79		
...	...	50,00,000	00	21,648	96	2,00,000	00	2,21,648	96	2,09,890	00	11,758	96
...	...	30,00,000	00	8,508	93	1,20,000	00	1,28,508	93	1,25,085	25	3,423	68
...	...	30,00,000	00	12,287	97	1,20,000	00	1,32,287	97	1,22,370	50	9,917	47
...	...	60,00,000	00	31,192	33	2,40,000	00	2,71,192	33	2,41,706	25	29,486	08
...	...	50,00,000	00	79,757	97	2,00,000	00	2,79,757	97	1,99,887	38	79,870	59
...	...	30,00,000	00	7,924	83	1,20,000	00	1,27,924	83	1,21,233	62	6,691	21
...	...	20,00,000	00	5,303	69	80,000	00	85,303	69	80,190	70	5,112	99
...	...	15,00,000	00	5,029	50	60,000	00	65,029	50	61,123	90	3,905	60
...	...	30,00,000	00	18,905	93	1,20,000	00	1,38,905	93	1,20,482	38	18,423	55
...	...	84,99,000	00	360	00	3,06,442	00	3,06,802	00	2,98,720	32	360	00
...	...	49,95,000	00	220	00	1,80,102	00	1,80,322	00	1,76,987	98	7,721	68
...	...	25,00,000	00	2,468	29	1,00,000	00	1,02,468	29	1,00,094	75	220	00
...	...	18,00,000	00	5,676	94	72,000	00	77,676	94	70,752	85	3,114	02
...	...	50,00,000	00	11,948	37	2,00,000	00	2,11,948	37	2,06,537	24	2,373	54
...	...	25,00,000	00	1,00,000	00	1,00,000	00	1,00,000	00
37,40,000	00	2,60,000	00	3,750	00	2,00,000	00	2,03,750	00	1,93,765	65	9,984	35
...	...	66,00,000	00	3,96,000	00	3,96,000	00	3,96,000	00
8,52,000	00	26,775	00	26,775	00	26,775	00
...	...	25,00,000	00	14,620	00	1,00,000	00	1,14,620	00	1,12,500	00	1,720	00
...	...	10,00,000	00	35,000	00	35,000	00	35,000	00
...	...	19,28,000	00	77,560	00	77,560	00	76,905	78	654	22
...	...	27,38,500	00
45,92,000	00	7,18,20,500	00	2,56,378	71	30,27,104	00	32,83,482	71	30,76,409	55	1,95,583	24
54,03,064	21	14,79,89,206	41	2,56,378	71	61,54,147	79	64,10,526	50	62,03,453	34	1,95,583	24
												11,489	92

Amount of loan outstanding on 1st April 1957.	Amount of debentures held by Govt. on 1st April 1958.	Amount of debentures re-purchased during 1957-58.	Amount of debentures held by Govt. on 31st March 1957.	Amount of debentures held by the Corporation on 31st March 1958.	* To be treated as savings.
Rs.	Rs.	Rs.	Rs.	Rs.	
(a) 45,00,000			...	45,00,000	
(b) 1,72,00,000			...	1,72,00,000	
(c) 89,00,000			...	89,00,000	
(d) 1,00,00,000			...	1,00,00,000	
(e) 70,00,000			...	70,00,000	
Total. 4,76,00,000				4,76,00,000	

V. L. GIDWANI,
Municipal Commissioner.

APPENDIX No. 29A
SLUM CLEARANCE SCHEME (CITY)

Statement showing outstanding Loans of the Slum clearance Scheme (City) Budget B, the interest outstanding on 1st April 1957, on the different loans, the amount payable for the year 1957-58, the amount paid during the year and the balances outstanding on 31st March 1958.

No.	Particulars of Loans.	Amount raised.	Balance due on 1st April 1957.	Rate of Interest.	Amount raised in 1957-58.	Total.	Amount repaid in 1957-58.	Balance due on 31st March 1958.	Interest outstanding on 1st April 1957.	Interest payable in 1957-58.	Total Interest due.	Deduct—Interest paid during the year.	Outstanding balance on 31st March 1958.
(1)	(2)	(3)	(4)	(5)	(6)	(7)	(8)	(9)	(10)	(11)	(12)	(13)	(14)
		Rs. nP.	Rs. nP.		Rs. nP.	Rs. nP.	Rs.	Rs. nP.	Rs.	Rs. nP.	Rs. nP.	Rs. nP.	Rs.
	Loans raised from Government. Rs. 9,50,977 loan 1957-58 ...	9,50,997 00	...	4½%	9,50,997 00	9,50,997 00	...	9,50,997 00
	Total Loans from Govt. ...	9,50,997 00			9,50,997 00	9,50,997 00		9,50,997 00					
	Loans raised from Public
	* Rs. 10 Lacs Loan 1956-57 ...	10,00,000 00	10,00,000 00	4%	...	10,00,000 00	...	10,00,000 00	...	40,000 00	40,000 00	38,444 44	** 1,555 56
	* Rs. 20 Lacs Loan 1957-58 ...	20,00,000 00	...	4%	20,00,000 00	20,00,000 00	...	20,00,000 0
	Total Loans from Public ...	30,00,000 00	10,00,000 00	...	20,00,000 00	30,00,000 00	...	30,00,000 00	...	40,000 00	40,000 00	38,444 44	** 1,555 56
	Grand Total ...	39,50,997 00	10,00,000 00	...	29,50,997 00	39,50,997 00	...	39,50,997 00	...	40,000 00	40,000 00	38,444 44	** 1,555 56

* Loan raised from internal Funds.

* To be treated as savings.

G. V. DAMLE,
Chief Accountant.

V. L. GIDWANI,
Municipal Commissioner.

Appendix No 30.
IMPROVEMENT SCHEMES.

Comparison of Face, Purchase and Market Values as on 31th March 1958 of the different Securities held in the Sinking Fund (vide para 29 of the Chief Accountant's Report).

Particulars of Securities.	Face Value.	Book Value.	Market rate per cent.	Value at Market rates (B.I. Trust and Municipal Debentures being valued at par).
	Rs.	Rs. nP.	Rs. nP.	Rs. nP.
4 per cent. Bombay Port Trust Debentures ...	3,17,000	2,84,726.87	96.20	3,04,954.00
4 per cent. Bombay Improvement Trust Debentures ...	19,53,000	18,10,538.25	Par	19,53,000.00
4½ per cent. Bombay Improvement Trust Debentures	4,75,56,300	4,75,56,300.00	..	4,75,56,300.00
6 per cent. Bombay Improvement Trust Debentures ...	60,74,200	60,90,925.00	..	60,74,200.00
4½ per cent. Bombay Municipal Debentures ...	400	395.00	..	400.00
4 per cent. Bombay Municipal Debentures ...	19,95,200	19,86,047.50	..	19,95,200.00
3½ per cent. Bombay Municipal Debentures ...	4,54,500	4,54,500.00	..	4,54,500.00
3 per cent. Bombay Municipal Debentures ...	18,100	18,100.00	..	18,100.00
3½ per cent. Bombay Municipal Debentures ...	43,500	43,500.00	..	43,500.00
3 per cent. Conversion Loan ...	1,72,300	1,73,746.81	71.00	1,22,333.00
4 per cent. B. I. Trust Sterling Debentures ...	£2,71,100	33,43,044.30	Par at $\frac{1}{5} \frac{31}{32}$	36,20,953.04
2½ per cent. Loan 1976 ...	13,02,300	10,68,699.94	83.05	10,81,560.15
Total	{ Rs. 5,98,86,800 £ 2,71,100 }	6,28,30,523.67		6,32,25,000.19

G. V. DAMLE,
Chief Accountant.

V. L. GIDWANI,
Municipal Commissioner.

APPENDIX No. 30-A.
IMPROVEMET SCHEMES

SLUM CLEARANCE.

City.

Comparison of Face, purchase and market values as on 31st March 1958 of the different securities held in the Sinking Fund (vide Para 32 (ii)) of the Chief Accountants report.

Particulars of Securities.	Face value.	Book value.	Market rate per cent.	Value at Market rates B.I.T. and Municipal debentures being valued at par).
	Rs. nP.	Rs. nP.	Rs. nP.	Rs. nP.
4½ per cent. Bombay Municipal Debentures ...	20,000.00	19,750.00	Par	20,000.00
4 per cent. Bombay Municipal Debentures ...	5,000.00	5,000.00	Par	5,000.00
Total ...	25,000.00	24,750.00		25,000.00

G. V. DAMLE,
Chief Accountant.

V. L. GIDWANI,
Municipal Commissioner.

APPENDIX No. 31
EDUCATION FUND
Revenue Account for the year ended 31st March 1958

Particulars	Total	Particulars	Total
	Rs. nP.		Rs. nP.
To Revenue Expenditure as per Appendix No. 33	1,77,80,397 37	By Revenue Receipts as per Appendix No. 32	1,71,71,359 71
		By deficit for the year	6,09,037 66
Total	1,77,80,397 37	Total	1,77,80,397 37
To deficit for the year	6,09,037 66	By Surplus Revenue Fund as at 1st April 1957	20,77,587 03
To Revenue Expenditure to be incurred in 1958-59 and provided for as Renewed Grants	12,43,257 00	.. Revenue of previous years reserved for the year 1957-58	16,40,600 00
To Balance being Surplus Revenue Fund as at 31st March 1958	18,65,892 37		
Total	37,18,187 03	Total	37,18,187 03

G. V. DAMLE,
Chief Accountant.

V. I. GIDWANI,
Municipal Commissioner.

APPENDIX No. 32
EDUCATION FUND
INCOME

Statement showing the Net Receipts during the Financial year 1957-58 from all sources as contrasted with Original and Revised Budget Estimates

Particulars.	Budget Estimate for 1957-58.	Revised Estimate for 1957-58.	Actuals for 1957-58.	Actuals for 1956-57.	Compared with Original Estimate.	Compared with Revised Estimate.
					+ Increase - Decrease.	+ Increase - Decrease.
1	2	3	4	5	6	7
	Rs.	Rs.	Rs.	Rs.	Rs.	Rs.
(1) Fees and Fines from Municipal Schools ...	6,75,000	6,40,000	7,88,062	7,18,223	+1,13,062	+1,48,062
(2) Contribution towards Primary Education from Municipal Corporation under Section 126C(e) of the Bombay Municipal Corporation Act ...						
From Budget 'A' ...	1,14,84,778	1,11,32,141	1,11,32,141	1,09,37,927	-3,52,637	...
From Budget 'D' ...	16,57,707	18,41,070	18,41,070	16,31,317	+1,83,363	...
(3) Contribution from Government under Clause 2(e) of Schedule BBA of the Bombay Municipal Corporation Act ...	30,59,000	30,71,375	30,92,985	30,50,000	+ 33,985	+ 21,610
(4) Interest on Endowment and Investments ...	7,200	7,000	7,458	6,003	+ 258	+ 458
(5) Rent and other proceeds of Properties ...	12,000	12,000	17,232	9,080	+ 5,232	+ 5,232
(6) Interest and Profit on Investments of Surplus Loan and other balances ...	85,000	1,60,000	2,47,223	1,72,230	+1,62,223	+ 87,223
(7) Miscellaneous Receipts ...	19,000	34,000	45,189	29,311	+26,189	+ 11,189
Total ...	1,69,99,685	1,68,97,586	1,71,71,360	1,65,54,091	+1,71,675	+ 2,73,774

G. V. DAMLE,
Chief Accountant

V. L. GIDWANI
Municipal Commissioner.

APPENDIX No. 33

EDUCATION FUND

Expenditure

Statement showing Actuals as Compared with the final sanctioned grants for 1957-58

Particulars.	Final grants sanctioned for expenditure during 1957-58.	Actuals for 1957-58.	FINAL GRANTS COMPARED WITH THE ACTUALS.		Actuals for 1956-57.
			Amount required to be renewed in 1958-59.	Savings.	
1	2	3	4	5	6
A.—General Supervision and Administration—	Rs.	Rs.	Rs.	Rs.	Rs.
(a) Corporation and Standing Committee ...	57,561	42,120	...	15,441	25,659
(b) Municipal Commissioner's Office Establishment ...	8,040	7,472	72	496	7,991
(c) Audit and Accounts Establishment ...	1,17,460	1,11,533	1,973	3,954	1,04,388
(d) Education Officer's Establishment ...	1,54,563	1,39,325	10,978	4,260	1,23,787
(e) Proportionate Cost of Chief Auditor's Establishment ...	16,000	14,564	...	1,436	13,886
(f) Miscellaneous Charges ...	1,129	170	275	684	1,047
Total ...	3,54,753	3,15,184	13,298	26,271	2,76,758
B.—Municipal Primary Schools—					
(a) Supervision of Schools ...	3,96,788	3,21,471	26,606	48,711	3,47,771
(b) Schools ...	1,10,33,222	98,88,661	4,10,663	7,33,898	90,54,098
(c) Libraries ...	23,366	10,051	3,585	9,730	9,534
Total ...	1,14,53,376	1,02,20,183	4,40,854	7,92,339	94,11,403
C.—Private Primary Schools—					
(a) Supervision of Schools ...	51,507	44,877	403	6,227	41,462
(b) Grant-in-aid to Schools ...	11,60,314	5,47,988	4,82,324	1,31,002	5,64,993
Total ...	12,11,821	5,92,865	4,82,727	1,36,229	6,06,455
D.—Medical Inspection of School Children—					
(a) Medical Inspection ...	1,93,345	1,65,460	14,134	13,751	1,06,580
(b) School Clinic at K. E. M. Hospital ...	39,848	33,739	3,496	2,613	19,186
Total ...	2,33,193	1,99,199	17,630	16,364	1,25,766
E.—Enforcement of Compulsion	39,650	32,968	81	6,601	1,575
F.—Educational Activities—					
(a) R. C. Training Institute for Lady Urdu Teachers ...	20,630	14,223	1,630	4,777	15,932
(b) Refresher Courses for Municipal Teachers ...	1,930	—	194	1,736	...
(c) Functions ...	15,428	10,861	3,158	1,409	6,892
(d) Scouting ...	75,919	33,602	25,435	16,882	34,028
(e) Education Research Unit ...	27,809	21,157	1,829	4,823	16,734
(f) Physical Education ...	65,104	30,248	5,396	29,460	...
Total ...	2,06,820	1,10,091	37,642	59,087	73,586
G.—Pension and Provident Fund—					
(a) Provident Fund ...	6,85,000	6,46,527	...	38,473	5,18,203
(b) Pension ...	6,12,782	5,25,525	30,000	57,257	7,29,642
Total ...	12,97,782	11,72,052	30,000	95,730	12,47,845
H.—Dearness Allowance	46,72,592	46,70,159	1,200	1,233	40,84,701
I.—New Works	3,45,789	42,586	2,06,762	96,441	37,987
J.—Debt Charges	6,76,990	4,25,111	13,063	2,38,816	4,25,180
Grand Total ...	2,04,92,766	1,77,80,398	12,43,257	14,69,111	1,62,91,256

G. V. DAMLE,
Chief AccountantV. L. GIDWANI
Municipal Commissioner.

APPENDIX No. 33-A

EDUCATION FUND

Statement showing details of Expenditure incurred on New Works during the year 1957-58.

Particulars.	Expenditure upto 31-3-57.	Expenditure during the year 1957-58	Total Expenditure upto 31-3-1958,
	Rs nP.	Rs. nP.	Rs nP.
Works completed (as per report for 1956-57) ...	32,975.00	...	32,975.00
Preparing a Wooden Stage for the use of School Functions ...	39.19	...	39.19
Acquisition of land in Survey Nos. 173 (part) and N.A.S. No. 173-22 of Ghatkopar ...	36,753.75	Cr. 3.67	36,750.08
Construction of a cement concrete road in the compound of Gilder Tank Maidan	1,697.05	1,697.05
Construction of a School building on Plot No 66 (South) Sewri Wadala Estate for Sewri Urdu School	39,019.31	39,019.31
Construction of a room for the watchman at Madanpura Urdu School	1,873.76	1,873.76
Total ...	69,767.94	42,586.45	1,12,354.39

G V DAMLE,
Chief Accountant.

V L GIDWANI,
Municipal Commissioner.

APPENDIX No. 34

EDUCATION FUND

Revenue Account Balance Sheet as at 31st March 1958

Liabilities.	Rs.	nP.	Assets	Rs.	nP.
Debts.			Cash at Bank	7,04,059	23
			Cash in Office	18,331	57
			Education Loan Interest		
Due on cheques payable	3,24,869	55	Warrant Payable Account.	2,408	00
					7,24,798 80
			Advances—Recoverable (vide Appendix No. 39)		
Due on outstanding charges for 1957-58 and previous years	12,43,257	00	Municipal Officers	24,129	49
			Sundries—Miscellaneous advances.	99,199	90
					1,23,329 39
			Plant and Machinery	1,14,525	12
Due on outstanding charges on account of interest accrued but not paid (details vide Appendix No. 39B)	12,111	12	Add Expenditure during 1957-58
				1,14,525	12
			Less Depreciation	20,795	00
					93,730 12
Deposits in Cash and Public Securities from Contractors and private parties (vide details shown in Appendix No. 39-A)	14,76,325	82	Deposits in Public Securities with State Bank of India
					1,50,300 00
Municipal Contribution Payable (Refundable)	704	67	Municipal Contribution Receivable From Budget 'D'		
					4,635 69
			Investments—		
Endowment Fund (vide details shown in Appendix No. 41-A)...	3,43,684	02	Endowment Fund (vide Appendix No. 41-A)		
			With State Bank of India & in Office		
			In securities	3,42,820	09
			In cash	863	93
				3,43,684	02
Surplus Revenue Fund (vide Appendix No. 31)	18,65,892	37	Surplus Fund		
			In securities *	9,35,512	81
			In Fixed, and Current Account Deposits	28,90,853	72
					41,70,050 55
Total	52,66,844	55	Total	52,66,844	55

* Details of Securities held in Surplus Fund—

	Face value		Cost	
	Rs.	nP.	Rs.	nP.
3% Govt. Loan 1970-75	...	1,100	959	06
4% Bombay Municipal Debentures 1955-	...	2,99,000	2,97,505	00
4% Do. 1956-	...	1,46,500	1,45,767	50
4% Do. 1957-	...	4,97,500	4,91,281	25
		<u>9,44,100</u>	<u>9,35,512</u>	<u>81</u>

G. V. DAMLE,
Chief Accountant.V. L. GIDWANI,
Municipal Commissioner.

APPENDIX No. 35
EDUCATION FUND

Capital Fund Balance Sheet as at 31st March 1958.

Liabilities	Rs.	nP.	Assets	Rs.	nP.
Loans Outstanding—			Block Account—		
Due to Public—			Loan Funds—		
<i>(Vide details as shown in Appendix No. 37).</i>	80,00,000	00	Property and Assets at original cost as per Appendix No. 36.	61,92,761	41
Trust Fund			Trust Fund—		
Donation for construction of a school building at Kurla.	19,821	31	Expenditure as per Appendix No. 36.	76,454	49
Interest earned during the year	760	00	Investment—		
Donation for construction of a school building at Kandivli	10,366	12	Sinking Fund—		
			As per Appendix No. 38	†6,36,985	52
Surplus—			Loan Fund—		
Sinking Fund	6,36,985	52	In Securities	18,865	00
Contribution from Trust Fund	76,454	49	In Fixed and Call Deposits	24,00,000	00
Contribution from Government	6,76,590	00	In Cash	95,911	02
Grand Total	94,20,977	44	Grand Total...	94,20,977	44

* Includes Rs. 30,947.43 being balance on account of Trust Fund.

† For Face, Purchase, and Market values of Securities held in the Sinking Fund, please see Appendix No. 41.

G. V. DAMLE,
Chief Accountant.

V. L. GIDWANI,
Municipal Commissioner

**APPENDIX No. 36
EDUCATION FUND**

Block Account showing details of Capital Expenditure upto 31st March 1958

	Total Capital Expenditure upto 31st March 1957.	Expenditure during 1957-58.	Total Capital Expenditure upto 31st March 1958.
	Rs. nP.	Rs. nP.	Rs. nP.
(1) Loan Funds			
City Section			
Works completed (as per Report for 1956-57) ...	1,91,142.19	...	1,91,142.19
<i>Works Completed—</i>			
(1) Construction of a School Building on Plot Nos. 50, 51 and 52 Suparibaug Estate.	4,75,733.44	365.07	4,76,098.51
(2) Construction of a ground and two upper floor building for a Gujarati School at Matunga facing Laxmi Narayan Lane.	1,78,680.31	...	1,78,680.31
(3) Construction of an additional storey over R.C. Urdu School Building at Mahim.	71,215.54	...	71,215.54
(4) Construction of a school building on Plots Nos. 27-29, in Scheme 60, Naigaum Estate.	3,92,601.94	91.61	3,92,693.55
(5) Construction of additional floor over the Sewri Marathi School Building.	75,814.62	117.10	75,931.72
Total: Works Completed ...	13,85,188.04	573.78	13,85,761.82
<i>Works in Progress—</i>			
(1) Construction of a school building at Sion on Plots Nos. 160B to 162A in Scheme No. 6, Sion Matunga Estate.	4,76,996.37	631.11	4,77,627.48
(2) Construction of a school building on Plots Nos. 150, 151, 152 and 153 in Scheme No. 31, Suparibaug Estate.	89,295.94	...	89,295.94
(3) Purchase of Plot No. 96-98 North and 141-13 South, Dadar-Matunga Schemes 5 and 6 including structures thereon for Municipal schools	3,00,000.00	5,600.00	3,05,600.00
(4) Extension of Foras Road Marathi School Building.	104.37	...	104.37
(5) Construction of a school building on Plots No. 2 and 3 near Mahalaxmi Overbridge.	42.19	2,05,399.44	2,05,441.63
(6) Extension of school building at Laxminarayan Lane, Matunga.	113.12	58,823.46	58,936.58
(7) Additions and alterations to the Urdu School Building at Scouter Street, Byculla & Providing an additional floor over it.	42.19	1,46,573.97	1,46,616.16
(8) Construction of school building in Scheme 52, Worli Estate between Haines Road and Dr. Annie Besant Road.	...	1,40,076.51	1,40,076.51
(9) Extension of Walpakhadi Municipal School building.	...	41,851.33	41,851.33
(10) Construction of additional floor and extension of Municipal Urdu School Building at Dharamshala Road.	...	1,19,645.88	1,19,645.88
(11) Acquisition of land C.S. No. 313,69 (Part) 124 and 3/69 (Part) of Colaba Division for construction of School building on Site A and B at Victoria Bunder Road.	...	6,10,654.00	6,10,654.00
(12) Construction of school building on Site A, Colaba.	56.97	4,30,183.87	4,30,240.84
(13) Construction of School building on Site B, Colaba.	56.97	2,42,648.57	2,42,705.54
(14) Acquisition of plots No. C.S. 3168 of Bhuleshwar Division.	...	1,22,993.00	1,22,993.00
(15) Acquisition of land along V. P. Road for a Municipal school.	...	4,92,593.00	4,92,593.00
Total works in progress ...	8,66,708.12	26,17,674.14	34,84,382.26
Total: City Section ...	22,51,896.16	26,18,247.92	48,70,144.08

APPENDIX No. 36—Contd.

EDUCATION FUND

Block Account showing details of Capital Expenditure upto 31st March 1958.

	Total Capital Expenditure upto 31st March 1957.	Expenditure during 1957-58	Total Capital Expenditure upto 31st March 1958.
	Rs. nP.	Rs. nP.	Rs. nP.
Suburban Section			
<i>Works Completed—</i>			
(1) Construction of a school building at Dr. Ambedkar Road, Pali, Bandra.	50,490.56	...	50,490.56
(2) Extension of Municipal Marathi School at Ghatla.	40,758.06	...	40,758.06
	91,248.62	...	91,248.62
<i>Works in Progress—</i>			
(1) Construction of an additional building in the Petit School compound.	489.19	99,750.00	1,00,239.19
(2) Extension of Municipal Village Marathi School at Old Kurla.	45,771.37	138.20	45,909.57
(3) Construction of an additional floor over and providing sanitary block at the Marathi School at Versova.	35,505.06	...	35,505.06
(4) Construction of an additional floor over the Municipal Manilal Sunderji School at Vile Parle (West).	48,020.81	3,402.14	51,422.95
(5) Construction of a new school building over the site of the reclaimed Juhu Tank.	85,409.00	738.54	86,147.54
(6) Acquisition of Plot No. 50 T. P. Scheme III Santacruz about 2,500 square yards.	34,921.25	...	34,921.25
(7) Construction of a School Building on plot No. 50 in T. P. Scheme No. III Santacruz.	23,195.85	8,947.38	32,143.23
(8) Construction of an additional floor over Suren Primary School Building at Andheri and providing sanitary block thereat.	148.12	33,970.65	34,118.77
(9) Construction of an additional floor over Station School Kurla and provision of sanitary block.	85,328.56	6,339.00	91,667.56
(10) Construction of additional rooms to Municipal School at Danda.	20,132.19	1,51,596.11	1,71,728.30
(11) Construction of a new building in place of the existing one at Kherwadi.	1,943.19	1,32,351.81	1,34,295.00
(12) Construction of an additional floor over Municipal Marathi School at Chembur, Ghatkoper Road.	98.44	97.13	195.57
(13) Acquisition of land in part of Rajabally Tank at Santacruz about 4008 square yards for a school building.	44,765.30	...	44,765.30
(14) Construction of a school building on the plot of the Bombay Housing Board at Kalina, Santacruz.	...	151.73	151.73
(15) Construction of a school building on plot of M. A. Mehta at Ghatkoper.	...	95,093.08	95,093.08
(16) Extension of school building by demolishing existing ground floor building on plot No. 38 T.P. S. I., Vile Parle (East).	...	141.49	141.49
(17) Construction of school building on plot offered by Bombay Housing Board at Survey No. 68-71, Chembur.	...	97.91	97.91
(18) Acquisition of plot No. 169, of T.P.S. II, Vile Parle.	...	50,960.00	50,960.00
(19) Acquisition S. No. 369 (part) and 370 (part) at Vakola, Santacruz.	...	23,093.00	23,093.00
(20) Construction of a school building on the reclaimed Rajabally Tank at Santacruz.	...	98.44	98.44
(21) Construction of a temporary shed at Dhanji Deoshi Kanya shala at Ghatkoper.	...	13,802.40	13,802.40
Total: Works in Progress	4,25,728.33	6,20,769.01	10,46,497.34
Total: Suburban Section	5,16,976.95	6,20,769.01	11,37,745.96
DISCOUNT AND OTHER CHARGES ON THE LOANS—			
Discount and other charges on the Loans	1,02,123.62	82,747.75	1,84,871.37
Total: Loan Funds	28,70,996.73	33,21,764.68	61,92,761.41

APPENDIX No. 36—Concl'd.

EDUCATION FUND

Block Account showing details of Capital Expenditure upto 31st March 1958

	Total Capital Expenditure upto 31st March 1957.	Expenditure during 1957-58.	Total Capital Expenditure upto 31st March 1958.
	Rs. nP.	Rs nP.	Rs. nP.
(2) Trust Fund			
<i>Works Completed—</i>			
(1) Construction of an additional storey over the R. C. Urdu School Building at Mahim.	68,775.90	...	68,775.90
<i>Works in Progress—</i>			
(1) Construction of a school Building on plot No. 50 in T.P. Scheme No. III, Santacruz.	7,678.59	...	7,678.59
Total: Trust Funds ...	76,454.49	...	76,454.49
Grand Total ...	29,47,451.22	33,21,764.68 *	62,69,215.90

Note.—Capital Expenditure upto 31-12-1950 is shown in Budget 'A' accounts under III.—Education Primary (Appendix No. 8).

*Difference of 0.02 nP. due to conversion of Opening Balances into decimal coinage.

G. V. DAMLE,
Chief Accountant.

V. L. GIDWANI,
Municipal Commissioner.

APPENDIX No. 37

EDUCATION FUND

Statement showing outstanding loans due by the Municipality, the interest outstanding on 1st April 1957 on the different Loans, the amount payable for the year 1957-58, the amount paid by the State Bank of India, and in Office during that year and the balances outstanding on 31st March 1958.

Particulars of Loans.	Rate of Interest.	Balance due on 1-4-57.	Amount raised in 1957-58.	Total.	Amount repaid in 1957-58.	Balance due on 31st March 1958.	Interest outstanding on 1-4-1957.	Interest payable in 1957-58.	Total Interest due.	Deduct Interest paid by the State Bank of India and in Office.	Outstanding balance on 31st March 1958.
(1)	(2)	(3)	(4)	(5)	(6)	(7)	(8)	(9)	(10)	(11)	(12)
		Rs. nP.		Rs. nP.		Rs. nP.	Rs. nP.	Rs. nP.	Rs. nP.	Rs. nP.	Rs. nP.
Loans raised from the Public											
(1) The 5 Lakhs Education Loan of 1952	4 per cent.	5,00,000.00	...	5,00,000.00	...	5,00,000.00	6,888.75	20,000.00	26,888.75	26,068.75	820.00
(2) The 5 Lakhs Education Loan of 1952-53	4 per cent.	5,00,000.00	...	5,00,000.00	...	5,00,000.00	...	20,000.00	20,000.00	20,000.00	...
(3) The 15 Lakhs Education Loan of 1954	4 per cent.	15,00,000.00	...	15,00,000.00	...	15,00,000.00	4,129.50	60,000.00	64,129.50	49,141.50	14,988.00
(4) The 20 lakhs Education Loan of 1955	4 per cent.	20,00,000.00	...	20,00,000.00	...	20,00,000.00	15,108.62	80,000.00	95,108.62	83,178.62	11,930.00
(5) The 35 lakhs Education Loan of 1957.	4½ per cent.	...	35,00,000.00	35,00,000.00	...	35,00,000.00
Loans from Public ...		45,00,000.00	35,00,000.00	80,00,000.00	...	80,00,000.00	26,126.87	1,80,000.00	2,06,126.87	1,78,388.87	27,738.00

G. V. DAMLE,
Chief Accountant.

V. L. GIDWANI,
Municipal Commissioner.

APPENDIX No. 38
EDUCATION FUND

Statement showing the Actual Investments on account of the Sinking Fund of different Municipal Loans upto 31st March 1958, compared with the amounts which should have accumulated upto that date on the basis of the Fixed Instalments and the sums set aside as Sinking Fund as at 31st March 1958.

Name of Loan	Amount raised	When raised	When repayable	Amount of Annual Sinking Fund Instalment	Date when Sinking Fund commenced	Amount of Sinking Fund which should have accumulated upto 31st March 1958 at compound Interest
1	2	3	4	5	6	7
	Rs.			Rs.		Rs. nP.
<i>4 percent. Municipal Loan (3½ percent. basis).</i>						
5 lakhs Education Loan 1952 ...	5,00,000	3rd September 1952.	1st September 1964	33,756 2	1st September 1953 ...	1,85,899.62
5 lakhs Education Loan 1952-53 ...	5,00,000	26th November 1952.	1st September 1967	25,438 0	1st September 1953 ...	1,40,090.00
15 lakhs Education Loan 1954 (3½ per cent. basis) ...	15,00,000	16th October 1954.	1st September 1964	51,694 0	1st September 1955 ...	1,64,492.00
20 lakhs Education Loan 1955 ...	20,00,000	15th September 1955	15th September 1967	70,723 0	15th September 1956 ...	1,46,664.00
					Total ...	6,37,145.62
	Amount actually invested upto 31st March 1958				Amount of interest accrued upto 31st March 1958 collected and invested in 1958-59	Total of Columns 5 and 6
	Amount of Sinking Fund invested upto 31st March 1957	Sinking Fund Instalments paid in 1957-58	Interest etc., accumulations invested in 1957-58	Total		
1	2	3	4	5	6	7
	Rs. nP.	Rs. nP.	Rs. nP.	Rs. nP.	Rs. nP.	Rs. nP.
Sinking Fund ...	4,36,304.81	1,81,611.12	19,069.59	6,36,985.52		
In Public Securities as detailed in Appendix No. 41.				6,36,899.06		
In Cash ...				86.46		
Total ...				6,36,985.52	4,296.54	6,41,282.06

The market value of the securities on 31st March 1958 is Rs. 6,40,042.75 as shown in Appendix No. 41 and after adding the Cash Balance of Rs. 86.46 the interest accrued on securities amounting to Rs. 4,296.54 the total amount of Sinking Fund is Rs. 6,44,425.75.

G. V. DAMLE,
Chief Accountant

V. L. GIDWANI,
Municipal Commissioner.

APPENDIX No. 39
EDUCATION FUND

Statement of Advances for 1957-58

Name of Account.	Opening Balance on 1st April 1957		Debits during 1957-58		Total.		Credits during 1957-58		Closing Balance on 31st March 1958.	
	Rs.	nP.	Rs.	nP.	Rs.	nP.	Rs.	nP.	Rs.	nP.
Municipal Officers :—										
Standing Advances for Contingent expenses ...	21,818	30	1,654	25	23,472	55	1,483	06	21,989	49
Motor Cars and Motor cycles to officers.	3,700	00	...		3,700	00	1,560	00	2,140	00
Dishonoured cheques		100	00	100	00	100	00	...	
	25,518	30	1,754	25	27,272	55	3,143	06	24,129	49
Sundries Miscellaneous Advances ...	28,629	50	89,441	58	1,18,071	08	18,871	18	99,199	90
Total.	54,147	80	91,195	83	1,45,343	63	22,014	24	1,23,329	39

G. V. DAMLE,
Chief Accountant.

V. L. GIDWANI,
Municipal Commissioner.

APPENDIX No. 39-A

EDUCATION FUND

Statement of Deposit Accounts for 1957-58

Name of Account.	Opening Balance on 1st April 1957		Credits during 1957-58		Total.		Debits during 1957-58		Closing Balance on 31st March 1958.	
	Rs.	nP.	Rs.	nP.	Rs.	nP.	Rs.	nP.	Rs.	nP.
A.—Cash Deposits from Contractors, Tenderers and Municipal Employees ...										
(i) From Contractors ...	66,792	00	1,02,021	41	1,68,813	41	27,136	00	1,41,677	41
(ii) From Tenderers ...	33,904	00	1,23,090	00	1,56,994	00	1,04,613	00	52,381	00
B.—Cash Deposits from private parties received through Departmental Offices ...	19,427	44	69,910	50	89,337	94	54,758	79	34,579	15
C.—Other Cash Deposits ...										
(1) Provident Fund Advances etc. ...	53,019	36	58,391	42	1,11,440	78	53,924	52	57,516	26
(2) Pensions ...	5,354	81	3,693	22	9,048	03	1,016	63	8,031	40
(3) Co-operative Societies ...	5,035	19	41,565	41	46,600	60	42,092	71	4,507	89
(4) Interest on Securities of Endowment Funds ...	9,583	27	7,683	38	17,266	65	8,544	03	8,722	62
(5) Interest on other Securities
(6) Income-tax on Establishments ...	3,230	12	3,307	27	6,537	39	1,159	09	5,378	30
(7) Unpaid Rent ...	44,353	19	43,241	47	87,594	66	31,530	66	56,064	00
(8) Court attachment and departmental dues ...	295	62	3,672	79	3,968	41	3,632	54	335	87
(9) Other Deposits ...	1,40,453	81	8,97,611	35	10,38,070	16	3,83,073	58	6,54,996	58
(10) Sales Tax ...	111	94	298	80	410	74	325	07	85	67
(11) Unclaimed Wages ...	65,337	12	2,01,625	08	2,66,962	20	1,62,642	48	1,04,319	72
(12) Municipal Contribution ...	8,40,894	12	32,759	44	8,73,653	56	6,78,523	61	1,95,129	95
D.—Paper Deposits kept in Office ...	1,500	00	1,500	00	1,500	00
E.—Paper Deposits from Contractors Municipal Employees etc., ...	48,200	00	1,12,300	00	1,60,500	00	10,200	00	1,50,300	00
F.—Security Deposit for Supply of Text Books	2,300	00	2,300	00	2,300	00
Wages Deposit Account
Provident Fund Recoveries and Payments	31,27,893	61	31,27,893	61	31,27,893	61
Total ...	13,37,526	9948	48,31,365	15	61,68,892	14	46,92,566	32	14,76,325	82

G. V. DAMLE,
Chief AccountantV. L. GIDWANI,
Municipal Commissioner

APPENDIX No. 39B
EDUCATION FUND

Statement showing 'Interest accrued but not paid' in respect of the following Municipal Loans credited to Suspense Account pending adjustment in their respective years of repayment outstanding on 31st March 1958.

Year of Adjustment	Particulars of Loan	Amount of Interest accrued but not paid outstanding		Date of maturity of loan
		Rs.	nP.	
1953-54	Rs. 5 lakhs Education Loan of 1952-53 ...	1,666	67	1-9-1964
1954-55	Rs. 5 lakhs Education Loan of 1952-53 ...	1,666	67	1-9-1967
1955-56	Rs. 15 lakhs Education Loan of 1954 ...	5,000	00	1-9-1964
1956-57	Rs. 20 lakhs Education Loan, 1955 ...	3,777	78	15-9-1967
	Total ...	12,111	12	

G. V. DAMLE,
Chief Accountant.

V. L. GIDWANI,
Municipal Commissioner.

APPENDIX No. 40
EDUCATION FUND

Statement showing the amounts of Receipts and Expenditure respectively credited and debited to the Education Fund during the year 1957-58 and the balance at the credit of the Fund at the close of the year 1957-58 (i.e., 31st March 1958).

	Rs.	nP.
RECEIPTS—A.—REVENUE ACCOUNT		
(1) Fees and Fines from Municipal Schools	7,88,062	03
(2) Contribution towards Primary Education from Municipal Corporation under Section 126C(c) of the Bombay Municipal Corporation Act—		
(i) From Budget 'A'	1,11,32,141	00
(ii) From Budget 'D'	18,41,070	00
(3) Contribution from Government under Clause 2(e) of Schedule BBA of the Bombay Municipal Corporation Act	30,92,985	00
(4) Interest on Endowment and Investments	7,457	88
(5) Rent and other proceeds of properties	17,232	16
(6) Interest and Profits on Investments of Surplus, Loan and other balances	2,47,222	92
(7) Miscellaneous Receipts	45,188	72
Total—Revenue Receipts	1,71,71,359	71
RECEIPTS—B.—CAPITAL ACCOUNT		
(1) New Loan	35,00,000	00
(2) Govt. Grant-in-Aid for Primary School Buildings constructed in the merged Suburban area	2,36,590	00
(3) Trust Fund	11,126	12
Total—Capital Receipts	37,47,716	12
RECEIPTS—C.—SUSPENSE ACCOUNT		
Advances—Municipal Officers—		
(a) Standing Advances for Contingent Expenditure	1,483	06
(b) Motor Cars and Motor Cycles to Officers	1,560	00
(c) Dishonoured Cheques	100	00
Advance for purchase of Plant and Machinery	20,795	00
Sundries—Miscellaneous Advances	18,871	18
State Bank of India and other Local Banks Paper and Cash Account—including paper deposits in office custody		
Sinking Fund (Paper and Cash) Account	167	75
Endowment Fund (Paper and Cash) Account	1,404	74
Loan Fund (Paper and Cash) Account
Surplus Fund (Paper and Cash) Account	2,02,628	75
Sundry Deposits (Paper and Cash) Account	1,89,01,581	59
Deposit Account	17,03,471	54
Provident Fund Recoveries	31,27,893	61
Provident Fund Investments	14,10,133	96
Cash Bills Outstanding
Cheques Payable	2,05,31,458	90
Wages Deposit Account
Municipal Contribution Receivable	4,57,190	53
Municipal Contribution Payable (Refundable)	704	67
Endowment Fund Account	1,660	41
Sinking Fund Account—Education	2,00,680	71
Education Loan Interest Warrant Payable Account	1,61,796	87
Interest Receivable Account
Interest accrued but not paid	0	01
Investment of Surplus Monies in Public Securities	4,93,750	00
Advances from Surplus Monies for financing Capital Expenditure pending raising of Loan.
Total—Suspense Receipts	4,72,37,333	28

APPENDIX No. 40. (Contd.)

EXPENDITURE—A.—REVENUE ACCOUNT		Rs.	nP.
A.—General Supervision and Administration	...	3,15,184	23
B.—Municipal Primary Schools	...	1,02,20,182	81
C.—Private Primary Schools	...	5,92,864	75
D.—Medical Inspection of school children	...	1,99,199	47
E.—Enforcement of Compulsion	...	32,967	79
F.—Educational Activities	...	1,10,090	56
G.—Pension and Provident Fund	...	11,72,051	76
H.—Dearness Allowance	...	46,70,158	84
I.—New Works	...	42,586	45
J.—Debt Charges	...	4,25,110	71
Total—Revenue Expenditure	...	1,77,80,397	37
EXPENDITURE—B.—CAPITAL ACCOUNT			
(1) Loan Funds	...	32,39,016	91
Discount and other charges on New Loan	...	82,747	75
(2) Trust Fund	
Total—Capital Expenditure	...	33,21,764	66
EXPENDITURE—C.—SUSPENSE ACCOUNT			
Advances—Municipal Officers—			
(a) Standing Advances for contingent expenditure	...	1,654	25
(b) Motor Cars and Motor Cycles to Officers	
(c) Dishonoured Cheques	...	100	00
Advance for purchase of Plant and Machinery	
Sundries—Miscellaneous Advances	...	89,441	58
State Bank of India and other Local Banks Paper and Cash Account—including Paper Deposits in office custody			
Sinking Fund (Paper and Cash) Account	...	2,00,848	46
Endowment Fund (Paper and Cash) Account	...	3,065	06
Loan Fund (Paper and Cash) Account	...	75,951	46
Surplus Fund (Paper and Cash) Account	...	4,92,762	50
Sundry Deposits (Paper and Cash) Account	...	1,89,56,790	53
Deposit Account	...	15,64,672	71
Provident Fund Payments	...	31,27,893	61
Provident Fund Investments	...	14,10,133	96
Cash Bills Outstanding	
Cheques Payable	...	2,03,59,529	60
Wages Deposit Account	
Municipal Contribution Receivable	...	4,635	69
Municipal Contribution Payable (Refundable)	...		
Endowment Fund Account	...	0	69
Sinking Fund Account Education	
Education Loan Interest Warrants—Payable Account	...	1,57,268	00
Interest Accrued but not paid	
Interest Receivable Account	
Investment of Surplus Monies in Public Securities	...	4,93,750	00
Advances from Surplus Monies for financing Capital Expenditure pending raising of Loan	
Total—Suspense Expenditure	...	4,69,38,497	50

APPENDIX No. 40 (Concl.)

SUMMARY

Receipts.			Disbursements.	
Rs.	nP.		Rs.	nP.
6,06,641	22	Balance on 1st April 1957--		
1,71,71,359	71	A.—Revenue Account	1,77,80,397	37
37,47,716	12	B.—Capital Account	33,21,764	66
4,72,37,333	28	C.—Suspense Account	4,69,38,497	50
6,81,56,409	11	*Balance on 31st March 1958	6,80,40,659	53
			7,22,390	80
6,87,63,050	33	Total	6,87,63,050	33
Bank's Reconciliation—			Rs.	nP.
*Balance as per Bank's Pass Book		...	9,16,117	59
Add—Revenue sent to the Bank on 31st March 1958 but acknowledged on 1st April 1958.		...	45,489	25
		...	9,61,606	84
Less—Uncashed cheques		...	2,57,547	61
		...	7,04,059	23
Balance as per Day Book (Col. No. 10)		Rs. nP. ...		
Balance in Office in Government Promissory Notes etc.		...	18,331	57
Balance in Office in Cash		...		
		...	18,331	57
		...	7,22,390	80

G. V. DAMLE,
Chief Accountant.

V. L. GIDWANI,
Municipal Commissioner.

APPENDIX No. 41

EDUCATION FUND

*Comparison of Face, Purchase and Market Values at 31st March 1958
of the different Securities held in the Sinking Fund*

Particulars of Securities	Face value	Purchase rate per cent.	Book Value		Market rate per cent.	Value at Market Rate (Municipal Debentures being valued at par)
	Rs.	Rs.	Rs.	nP.	Rs.	Rs. nP.
4 per cent, Municipal Debentures ...	2,41,500	99½	2,39,688.75		Par	2,41,500.00
.. .. .	1,54,500	99½	1,53,727.50		..	1,54,500.00
3 per cent, Conversion Loan, 1946 ...	2,43,500	99½	2,42,891.25		..	2,43,500.00
.. .. .	400	82½	330.00		71.00	284.00
3 per cent 1st Development Loan 1970-75 ...	300	87½	261.56		86.25	258.75
Total ...	6,40,200		6,36,899.06			6,40,042.75

G. V. DAMLE,
Chief Accountant

V. L. GIDWANI,
Municipal Commissioner

APPENDIX No. 41-A
EDUCATION FUND

Statement showing the amount of and object for which the endowments held under the Endowment Fund were received from different parties upto 31st March 1958.

Serial No.	Name of Donor.	Object for which endowment is given.	Particulars of Securities.	Face value.	Rate per cent.	Book Value.
				Rs.	Rs. a.	Rs. pP.
1	Smt. Anandibai Keskar	... "Anandibai Keskar Prize" at Dader Kumbharwada Marathi Girls School ...	3 per cent. Conversion Loan 1946	100	Par	100 00
2	Bachubai S. Bengalee	... "Bachubai Sorabji Bengalee and Sorabjee Shapurji Bengalee Prizes" at S. S. Bengalee Gujarati Girls' School.	{ 4 per cent. Bombay Port Trust Bonds 3 per cent 1st Development Loan 1970-75	1,000 500	Par 87 3	1,000 00 435 94 *25 62
3	Bai Gulabbai H. Shah Memorial Committee	"Bai Gulabbai Haribhai Shah Prize" at Gujarati Schools	{ 3 per cent. Conversion Loan 1946 3 per cent 1st Development Loan 1970-75	900 300	Par 87 3	900 00 261 56
4	Bai Kashibai Itchhashanker Joshi	... "Bai Kashibai Itchhashanker Joshi Prizes" at Bhuleshwar Gujarati Girls' School.	3 per cent. Non-terminable Loan 1896-97	1,300	...	1,202 00
5	Mr. Mathuradas Tricundas and Sheth Vithaldas Damodar Govindjee, Trustees.	"Bai Nandubai d/o Ruttansey Raghavji alias Bai Gunvantibai w/o Chhabildas Chutarbhuj Bhagat's scholarships" at Gujarati Girls Schools.	2½ per cent. Govt. Loan 1961	4,200	Par	4,200 00
6	Mr. Ramdas Madhavji	... Behn Manjula d/o Ramdas Madhavji Memorial Fund" for distributing laharies at Bhuleshwar Gujarati Girls' School.	{ 3 per cent. Conversion Loan 1946 3½ per cent. Bombay Municipal Debentures 1947	2,500 500	Par 94 4	2,500 00 496 25
7	Dr. Blaney Memorial Fund	... "Dr. Blaney Prize"	{ 3 per cent. 1st Development Loan 1970-75 do.	1,100 600	98 8½ 87 3	1,083 84 523 12 *25 62
8	Mr. Nawrosji Sorabji Bengalee, son of Meherbai Kola and late students and sympathisers etc., of the S.S. Bengalee Gujarati Girls' School.	"Golden Jubilee of the S. S. Bengalee Gujarati Girls' School Trust Fund" and "Nowrosji Bengalee Trust Fund" scholarship prizes, etc., at S.S. Bengalee Gujarati Girls' School.	{ 4 per cent. Bombay Municipal Debentures 1954 3 per cent 1st Development Loan 1970-75 3 per cent. Conversion Loan 1946	3,500 300 1,900	99 12 87 3 Par	3,491 25 261 56 1,900 00
9	Harkisondas Brijlal Memorial Committee.	"Harkisondas Brijlal Prize" at Buddiwardhak. Gujarati Boys' School	{ 3 per cent. Conversion Loan 1946 3 per cent, 1st Development Loan 1970-75	500 200	Par 87 3	500 00 174 37 *12 81
10	The Anjaria Memorial Fund Committee	... "Himatlal Ganeshji Anjaria Scholarship" to teachers under training	{ 3 per cent. Conversion Loan 1946 3 per cent. 1st Development Loan 1970-75	1,200 500	Par 87 3	1,200 00 435 94
11	Messrs. Jairajbhoy Peerbhoy and Noormahomed Jairajbhoy Peerbhoy.	"Jairajbhoy Peerbhoy Gujarati Girls' School Fund"	{ 4 per cent. Bombay Municipal Debentures 1954 3 per cent. Conversion Loan 3 per cent. 1st Development Loan (1970-75)	2,000 15,000 400	99 12 Par 87 3	1,995 00 15,000 00 348 75 *56 25
12	Executors of the will of the late. Jeshtaram Premji.	... "Jeshtaram Premji School Trust Fund"	{ 3 per cent. Conversion Loan 1946 4 per cent. Bombay Municipal Debentures (180 lacs) 1954 4 per cent. Bombay Port Trust Bonds (1913) 2½ per cent. Govt. Loan 1961 3 per cent. Conversion Loan 1946	9,100 4,500 500 400 5,400	Par 99 12 116 0 98 14 100 4	9,100 00 4,488 75 580 00 395 50 5,413 50
13	Bai Jivkore Lallubhai	... "Bai Jivkore Lallubhai Scholarship and Prizes" at S. S. Bengalee Gujarati Girls' School.	{ 22 Ordinary shares of Rs. 250 each in Commercial Ahmedabad Mills Co. Ltd. 3½ per cent. Bombay Municipal Debentures, 1977 3% Conversion Loan 1946	5,500 2,500 1,600	Par 87 2 82 8	5,500 00 2,178 12 1,320 00

APPENDIX No. 41A—(concl'd).
EDUCATION FUND

Serial No	Name of Donor	Object for which endowment is given.	Particulars of Securities	Face	Rate	Book Value.
				value.	per cent.	
				Rs.	Rs. nP.	Rs. nP*
			1 4½ Bombay Municipal Debentures, 1957	1,000	98 75nP.	987 50
			3½ Bombay Municipal Debentures (1.25 Crores Loan Rep. 1977)	2,000	98 8	1,970 00
			3 per cent. Conversion Loan 1946	1,800	80 9	1,450 12
14	Residents of Girgaum Locality	... "Khurshidbai Byramji Wadia Prize" for Municipal Girgaum Gujarati School	3½ per cent. Bombay Municipal Debentures Rep. 1977	500	98 2	490 62
			3 per cent. 1st Development Loan 1970-75	100	87 3	87 19
15	Lord Hardinge Birth day Celebration Committee.	... "Lady Hardinge Prize" at Municipal Schools	3 per cent. 1st Development Loan (1970-75)	1,200	98 8½	1,182 37
			3 per cent. 1st Development Loan 1970-75	900	87 3	784 69
16	The Limaye Satkar Mandal	... "Limaye Prize" at Municipal Marathi Schools	3 per cent. Conversion Loan 1946	500	Par	500 00
			3 per cent. 1st Development Loan 1970-75	100	87 3	87 19
17	Mr. Bhagwandas Madhavdas Raghunathdas	... "Madhavdas Raghunathdas Prize" to girls of S. S. Bengali Gujarati Girls' School.	3 per cent. Conversion Loan 1946	500	Par	500 00
			3 per cent. 1st Development Loan 1970-75	100	87 3	87 19
18	Bai Janabai Rokde	... "Madhavrao Rokde Free School Endowment and Trust Fund"	3 per cent. 1st Development Loan (1970-75)	20,000	98 8½	19,706 25
			Do. do.	300	87 3	261 56
			3 per cent. Conversion Loan 1946	200	101 8	203 00
			3 per cent. Conversion Loan 1946	100	82 8	82 50
			4 per cent Bombay Municipal Debentures 1954	7,500	99 12	7,481 25
						*65 44
19	Ratansee Mulji	... "Manekbai Ratansi Mulji Prize" at Ratansi Mulji Gujarati Boys' School	4 per cent. Bombay Port Trust Bonds	1,000	Par	1,000 00
			3 per cent. 1st Development Loan 1970-75	300	87 3	261 56
20	Municipal Gulabbai Central Gujarati Girls' School Diamond Jubilee Memorial Committee.	"Municipal Gulabbai Central Gujarati Kanyashala Diamond Jubilee Memorial Fund" for imparting education in tailoring, cutting and sewing.	3 per cent. Conversion Loan 1946	5,200	Par	5,200 00
21	Bai Navalbai d/o. Raghunathdas Gopaldas	... "(Navalbai) The Nagardas Raghunathdas scholarship" at Nagardas Raghunathdas Gujarati Boys' School.	4 per cent. Bombay Port Trust Bonds	2,500	Par	2,500 00
			3 per cent. 1st Development Loan 1970-75	500	87 3	435 94
						*38 44
22	Messrs. Raghunthdas Gopaldas, Dharamdas Tri- bhuvandas, Ranchhoddas Dharamdas and Ishwar- das Lakhmidas.	"The Nagardas Raghunathdas Gujarati Boys' Scholarships and Endowment" at Nagardas Raghunathdas Gujarati Boys' School.	3 per cent. Conversion Loan 1946	23,000	Par	23,000 00
23	Gujarati Teachers Association	... "Prof. N. G. Welinkar Prizes" to Pupils of Gujarati Schools	3 per cent. Conversion Loan 1946	1,000	94 5	943 12
			3 per cent. 1st Development Loan 1970-75	400	87 3	348 75
						*12 81
24	Executors of the Estate of the late Mr. Nowrojee Sorabjee Bengalee J. P.	"Nowrojee Sorabjee Bengalee Prize" at S. S. Bengalee Municipal School	3 per cent. Conversion Loan 1946	2,000	Par	2,000 00
			3 per cent. 1st Development Loan 1970-75	300	87 3	261 56
25	Jagjivan Raisy Raja Nephew of Paramand Raja	... "The Paramanand Raja Endowment Fund"	3 per cent. Conversion Loan 1946	13,800	Par	13,800 00
26	Parwatibai Dworkadas Tribhuvandas	... "Bai Parwatibai Dworkadas Prize" at Bhulehwar Gujarati Girls' School...	3 per cent 1st Development Loan (1970-75)	200	87 3	174 37
						*25 62
27	The Trustees of Bai Padmabai Trust	... "The Padmabai Quran Sharif Urdu School Trust Fund"	3 per cent. Conversion Loan 1946	6,500	Par	6,500 00

28	Sir Currimbhoy Ibrahim, Bart.	"The Rahimtulla Currimbhoy Training Institution Scholarships" at Imamwade Urdu School.	4 per cent. Bombay Municipal Debenture 1954 (180 Lakhs)	17,000	99 12	16,957 50
			3 per cent. Conversion Loan 1946	1,000	Par	1,000 00
			3½ per cent. Bombay Municipal Debentures, 1977	8,300	87 2 0	7,403 62
						*42 30
29	Mr. Laldas Prabhudas	"Bai Rambhabai Laldas Prabhudas Girls' School Scholarship and Endowment and Trust Fund" for Bai Rambhabai Laldas Prabhudas Girls' School.	4 per cent. Bombay Port Trust Bonds	10,000	Par	10,000 00
30	Mr. Rattansee Mulji	"Rattansee Mulji Scholarship and Endowment Fund" at Rattansee Mulji Gujarati Boys' School.	4 per cent. Bombay Port Trust Bonds	10,000	Par	10,000 00
31	Bai Walibai w/o Vallabhadas Vishram Mowji	"Bai Walibai Vallabhadas Endowment Fund"	4 per cent. Bombay Municipal Debentures	29,000	Par	29,000 00
32	S. B. Pendurkar Memorial Mitra Mandal	"S. B. Pendurkar Memorial Prizes" at Municipal Marathi Schools	3 per cent. Conversion Loan 1946	600	Par	600 00
			3 per cent. 1st Development Loan 1970-75	200	87 3	174 37
33	Kashalkar Satkar Committee	"Shantabai Kashalkar Prizes" at Municipal Marathi Schools	2½ per cent. Loan 1961	400	99 0	396 00
						*4 00
34	Sheth Dwarkadas Tribhuvandas, J. P.	"Sheth Dwarkadas Tribhuvandas J. P., Garba Party Lahani Trust Fund" at Bhuleshwar Gujarati Girls' Schools	4 per cent. Bombay Municipal Debentures (180 lacs... 1954)	3,000	99 12	2,992 50
			4 per cent. Bombay Municipal Debentures	2,500	Par	2,500 00
			4½ per cent. Bombay Municipal Debentures, 1957	500	98 75 nP.	493 75
			3 per cent. 1st Development Loan 1970-75	300	87 3	261 56
35	Sheth Dwarkadas Tribhuvandas, J. P.	"Sheth Dwarkadas Tribhuvandas Prizes" at Walkeshwar group of schools	4 per cent. Bombay Municipal Debentures (180 lacs 1954)	3,000	99 12	2,992 50
			4½ per cent. Bombay Municipal Debentures 1957	500	98 75 nP.	493 75
			3 per cent. 1st Development Loan 1970-75	200	87 3	174 37
36	Teachers and Pupils of the Municipal S. S. Bengali Gujarati Girls' School.	"S. S. Bengali Gujarati Girls' School Trust Fund" prize at S. S. Bengalee Gujarati Girls' School.	3 per cent. Conversion Loan 1946	100	97 10	97 63
37	Mr. Virji Peraj, Managing Trustee of the Peraj Padamsi Lohana Kanyashala Trust and Endowment Fund.	"The Thakkar Peraj Padamsi Lohana Kanyashala Trust and Endowment Fund."	4 per cent. Bombay Municipal Debentures (180 Lacs 1954)	8,000	99 12	7,980 00
						*20 00
38	Primary Teachers' Association	"R. S. Taki Scholarship and Prizes"	3 per cent. Conversion Loan 1946	1,100	Par	1,100 00
			3 per cent. 1st Development Loan 1970-75	300	87 3	251 56
39	Vishnupant Pagnis Satkar Samiti Bombay...	"Vishnupant Pagnis Prizes"	3 per cent. Conversion Loan 1946	1,500	Par	1,500 00
			Do.	200	82½	165 00
			3 per cent. 1st Development Loan 1970-75	300	87 3	261 56
40	Pupils and Teachers in Municipal Schools	"War Loan Prizes"	3 per cent. 1st Development Loan (1970-75)	400	87 3	348 75
			3 per cent. Conversion Loan 1946	3,500	Par	3,500 00
			4 per cent. Bombay Municipal Debentures 180 lacs 1954	1,500	99 12	1,496 25
						*52 50
41	Mr. Lalubhai Trimbakram, Executor of the Will of Bai Matubai Ratansi Dhanji.	"Matubai Ratansi Dhanji Gujarati School Endowment Fund"	3½ per cent. Bombay Municipal Debentures 1977	50,000	Par	50,000 00
42	Smt. S. Dallas	"Dallas Fund" Monetary help to the staff of Education Officer's office and Gujarati Teachers until the Corpus of the fund is wiped out.	3 per cent. Conversion Loan 1946	6,100	80 9	4,914 31
43	The Society for the promotion of Education among the masses known as the Dadabhoj Nowroji Poor Boys Seminary.	Donation for the promotion of Education among the masses	3 per cent. Conversion Loan, 1946	8,000	Par	8,000 00
44	Mr. Mukund Sadashiv Patil	"Sadashiv Harishchandra Patil Prize Fund"	3 per cent. Conversion Loan, 1946	500	..	500 00
45	Trustees of the Estate of the Late N. P. Vakil	"Sir Nowroji Pestonji Vakil Scholarship Fund" for depressed class pupils.	3 per cent. Conversion Loan, 1946	4,500	..	4,500 00
			3 per cent. 1st Development Loan 1970-75	200	87 3	174 37
			4 per cent. Bombay Municipal Debentures (180 lacs) 1954	500	99 12	498 75
46	Messrs. Narayan Ramchandra Deo and Atmaram Ramchandra Deo.	"The Ramchandra Sitaram Deo alias Bals Bhatji Prize Fund"	3 per cent. Conversion Loan, 1946	500	Par	500 00
47	Prof. V. G. Rao	Prof. V. G. Rao's Scheduled Class Scholarships	3 per cent. Conversion Loan, 1946	400	..	400 00
48	Smt. Manoramabai Govindrao Kulkarni	"Manoramabai Govindrao Kulkarni Prize"	3 per cent. Conversion Loan, 1946	300	82 8	247 50

* Represents balance in Cash with the State Bank of India

Serial No.	Name of Donor.	Object for which endowment is given.	Particulars of Securities.	Face value.	Rate per cent.	Book Value.
				Rs.	Rs nP.	Rs nP.
49	Diwan Bahadur G. S. Rao	... "Diwan Bahadur G. S. Rao Prize"	... 3 per cent. 1st Development Loan 1970-75	... 300	87 3	261 56
50	The Secretary, Municipal Marathi Teachers' fund.	... Shikshak Fund Prizes to children of Municipal Teachers' from the Marathi side.	... { 3½ per cent. Bomay Municipal Debentures 3 per cent. Conversion Loan 1946	... 2,500 ... 300	87 82 8	2,175 00 247 50 *77 50
51	Executor of the Will of the late Shri D. H. Bondre.	... D. H. Bondre Prizes to backward class students.	... { 3½ per cent. Bombay Municipal Debenture 1977 3 per cent Conversion Loan 1946 3% 1st Development Loan 1970-75	... 1,000 ... 100 ... 100	87 82 8 87 3	870 00 82 50 87 19 *15 31
52	Trustees of the late Sheth Laldas Prabhudas Kothari	... Distribution of prizes, sweetmeats etc. to students of Rambhabai School, in the name of Bai Rambhabai Laldas Kothari	... 3 per cent. Conversion Loan 1946	... 1,700	Par	1,700 00
53	Shri Laldas Jamnadas	... Laldas Jamnadas Prize to the pupil standing first in fourth Standard Examination from each side by rotation	... 4 per cent. Bombay Municipal Debentures (180 Lakhs) (1954)	... 1,000	99 12	997 50 *2 50
54	Shri N. V. Bandukwala on behalf of Shri S. Saifuddin owner of Badri Mahal	... Badri Mahal Scholarship to the pupil standing first in annual examination of Std. V, of each side by rotation	... 4 per cent. Bombay Municipal debentures (180 lacs) 1954	... 1,000	99 12	997 50 *2 50
55	The Secretary R. V. Paulekar's 71st Birthday Celebration Committee	... 'R. V. Parulekar Prizes' to the Children of Municipal Primary Teachers securing highest percentage of marks in the S. S.C. & P.S.C. Examinations	... 4% Bombay Municipal Debentures (180 lakhs) 1954 3% 1st Development Loan 1970-75	2,500 200	99 12 87 3	2,493 75 174 37 *67 13
56	Shri S. K. Bhiwandkar retired Superintendent of Municipal Marathi Schools	... Cash Prize to a pupil from Municipal School standing first in the P. S.C. Examination and joining a Secondary School in that year.	... 4% Bombay Municipal Debentures, 1953	... 1000	59 4	992 50 *8 50
57	Smt. Bayobai Rahurkar	... Smt. Bayobai Rahurkar Prizes for pupils standing first at the P.S.C. Examination from the five selected Marathi Schools	... 3 per cent 1st Development Loan 1970-75 4½ per cent. Bombay Municipal Debentures 1957	... 100 ... 400	87 19 nP. 98 75 nP.	87 19 493 75 *78 06
				Total ...	3,48,400	3,42,820 09 * 863 93
				Grand Total ...		3,43,684 02

* Represents balance in cash with the State Bank of India.

G. V. DAMLE,
Chief Accountant.

V. L. GIDWANI,
Municipal Commissioner.

ASSESSMENT AND COLLECTION

Administration Report for the Year 1957-58

Shri I. N. Mehta, B.A., was in charge of the department throughout the year except for the period from 16th May 1957, to 13th July 1957, when Shri B. G. Jadhav acted as Assessor and Collector.

Rates of Taxation.—The rates of taxation on lands and buildings continued to be the same as in the preceding year, *viz.*, general tax (including Fire tax) at 17.75 per cent, water tax at 3.75 per cent, and halakhore tax at 3 per cent. The tax on vehicles and animals was levied at the maximum rates prescribed in Schedule G of the Bombay Municipal Corporation Act. The rates charged for the supply of water by meter measurement continued to be the same as in the previous year. These rates ranged between Rs. 0.75 and Rs. 2.40 per 1,000 gallons according to the class of properties.

Properties.—The total number of properties on the 31st March 1958, was 55,040 as shown in Appendix 'A.' Out of these properties 51,692 were assessed to general tax and 2,222 were exempted from it under Section 143(1)(a) of the Bombay Municipal Corporation Act. Vacant lands owned by Government are not assessed till they are beneficially occupied while Railway lands are assessed in lump. The number of Municipal properties exempted from general tax under the provisions of the Bombay Municipal Corporation Act, during the year was 1,126.

Properties newly erected, demolished and enlarged during the year numbered, 785, 478 and 1,079 respectively, the corresponding figures for the year 1956-57 being 793, 587 and 726. The number of single room tenements, double room tenements and flats in the City on the 31st March 1958, was 2,69,759, 80,637 and 62,049 respectively.

Rateable Value.—The rateable value of all properties in the City on the 31st March 1958, was Rs. 26,64,32,986 as against Rs. 25,74,42,662 on the 31st March 1957. It worked out to Rs. 114.55 nP. per head of population of 23,25,945 as per the census of 1951 of the City proper against Rs. 110.68 nP in the preceding year. In 21 cases, the rateable value was increased by more than Rs. 2,000 in each case.

Vehicles and Animals.—Particulars of vehicles and animals taxed during the year (exclusive of those taxed under the Public Conveyance Act) and those taxed under the Public Conveyance Act are given in Appendices 'E' and 'F,' respectively.

Under Section 185 of the Bombay Municipal Corporation Act, wheel tax in respect of hack-victorias, labour carts (without pneumatic tyres) and hand-carts (without pneumatic tyres) ordinarily leviable at Rs. 112, Rs. 40 and Rs. 8 per annum, respectively, was compounded for the year 1958-59 at Rs. 100, Rs. 35 and Rs. 6 respectively *vide* Standing Committee Resolution No. 2,713, dated the 25th January 1958, for the reason that the owners of these vehicles were required to pay the tax for the whole year in advance (Section 198 of the Bombay Municipal Corporation Act) instead of quarterly as in the case of other vehicles.

Bills.—The total number of bills in respect of property taxes and wheel tax issued during the year was 1,18,739 and 1,27,205, respectively, of which 1,10,552 and 1,20,214, respectively, were for 1957-58 and 8,187 and 6,991, respectively, for previous years.

Total demand, collection and outstanding of all taxes for previous years and for the year 1957-58.

(Naye paise omitted. Amounts of 50 Naye paise are taken as full rupee and those below 50 Naye paise omitted).

Year.	Particulars.	Outstanding on 31-3-57.	Amount of bills issued including the demand for contributions from Government and B.P.T.	Gross demand or total issue.	Amount of bills recalled and cancelled and drawback admissible.	Net demand.	Collection in 1957-58.	Outstandings on 1-4-1958.	Percentage of outstanding to net demand.
Previous years	... Property	... 1,99,04,493	67,22,628	2,66,27,121	30,18,709	2,36,08,412	1,59,81,513	76,26,899	32.30
1957-58	... Do.	7,70,90,442	7,70,90,442	54,28,546	7,16,61,896	5,84,60,643	1,32,01,253	18.42
	Total	... 1,99,04,493	8,38,13,070	10,37,17,563	84,47,255	9,52,70,308	7,44,42,156	2,08,28,152	21.86
Previous years	... Wheel Tax	... 18,75,572	2,42,918	21,18,490	4,06,659	17,11,831	7,19,682	9,92,149	57.96
1957-58	... Do.	48,14,350	48,14,350	1,26,145	46,88,205	36,36,559	10,51,646	22.43
	Total	... 18,75,572	50,57,268	69,32,840	5,32,804	64,00,036	43,56,241	20,43,795	31.93
	Grand Total	... 2,17,80,065	8,88,70,338	11,06,50,403	89,80,059	10,16,70,344	7,87,98,397	2,28,71,947	22.50

The percentage of recovery to the total demand during the year was 77.50.

Note.—(1) Out of the total net demand of Rs. 10,16,70,344, a sum of Rs. 60,48,249 was not effective demand on account of complaints and appeals against rateable values and other valid disputes. The effective demand, therefore, was Rs. 9,56,22,095 and the percentage of recovery as against the effective demand was 82.4 The percentage of outstanding to the effective demand will, therefore, be 17.6.

(2) The collection of Rs. 7,87,98,397 is exclusive of an amount of approximately Rs. 19 lacs in deposit on the 31st March 1958.

Total net demand, collection and outstandings compared with those for the previous two years:—

Year	Total Net demand.	Collection	Percentage	Outstanding	Percentage.
1957-58 ...	10,16,70,344	7,87,98,397	77.50	2,28,71,947	22.50
1956-57 ...	9,69,67,293	7,51,87,242	77.54	2,17,80,051	22.46
1955-56 ...	9,46,66,492	7,37,61,121	77.92	2,09,05,371	22.08

Particulars of outstandings.

Particulars.	Amount outstanding on 31-3-1958.	
	effective demand.	Provisional demand.
	Rs.	Rs.
1. (a) Government property taxes and water charges ...	3,09,150	
(b) Amount due by other Government Departments ...	4,59,064	
(c) Amount due by the Dy. Custodian of Evacuee Property ...	5,28,625	
2. Western Railway ...	7,390	
3. Central Railway ...	49,033	
4. Bombay Port Trust ...	3,55,815	
5. Court Receiver, Official Assignee etc. ...	4,80,612	
6. (a) Bombay Municipal Corporation (Improvements) ...	4,86,386	
(b) Other Municipal Departments ...	2,01,818	
7. (a) Properties attached ...	3,79,706	
(b) Properties proposed to be attached ...	11,93,299	
8. Suits Filed ...	1,77,406	
9. Appeals against rateable values	12,81,913
10. Complaints against rateable values	29,19,395
11. Amount involved in respect of properties occupied on flat-ownership basis... ..	16,80,404	
12. Instalments allowed by Municipal Commissioner or Dy. Municipal Commissioner ...	6,92,822	
13. (a) Disputes regarding water tax or water charges	9,20,202
(b) Disputes regarding Wheel tax	9,26,739
14. Issued in the last quarter ...	36,18,235	
15. Other ratepayers		
Property taxes ...	50,94,235	
Wheel tax ...	11,09,698	
	1,68,23,698	60,48,249
Total ...	2,28,71,947	

As regards 1(a), (b) payment was not received before the 31st March, 1958.

As regards (c), payment has been disputed on the plea that the properties acquired are exempt from General Tax. The matter is under correspondence.

As regards 2 and 3, payment was not made before the 31st March, 1958.

As regards 4, out of the amount of Rs. 3,55,815, water charges bills amounting to Rs. 2,60,000 have been disputed and the matter is under correspondence. Payment of the remaining amount was not made before 31st March 1958.

As regards 5, payments are made as and when funds are available

As regards 6(a), (b), the amount awaits adjustment.

As regards 9 and 10, payments will be received after the disposal of appeals or complaints, as the case may be.

As regards 11, there are peculiar legal difficulties involved in effecting recovery from the flat-owners and the question of amending the Bombay Municipal Corporation Act suitably is under consideration.

As regards 13(a)(b), the matter is under correspondence.

As regards 14, the amount shown is the balance out of the total issue of bills amounting to Rs. 1,53,21,498 during the last quarter of the year.

(Note: From April to July, 1958, the amount recovered out of the outstandings noted above is about Rs. 52 lacs).

Miscellaneous Receipts.—Miscellaneous receipts realised from notices of demand, distress warrants, battakifees, inspection fees and other items amounted to Rs. 52,572 against Rs. 48,171 in the preceding year.

Motor Hire.—Receipts from motor hire amounted to Rs. 1,51,433 against Rs. 1,23,970 in the previous year.

Exemption.—The amount of full exemption allowed in respect of general tax on properties entitled to such exemption under Sections 143(1a) (1b) and under Article 285 of the Constitution of India and the amount of partial exemption under Section 144(3) of the Bombay Municipal Corporation Act and Section 36 of the Bombay Port Trust Act, 1879, aggregated Rs. 33,57,136, on the 1st April 1957, against Rs. 32,56,338, during the preceding year. The increase was due to enhancement of rateable values. Exemption from payment of general tax in 16 cases was discontinued as the circumstances in which it was allowed had changed and there was no justification for continuing it.

Drawback and Refund.—The statements in Appendix 'G' show the particulars of drawback and refund claims dealt with during the year and the preceding two years.

Complaints and Appeals against rateable values.—There were 1,343 complaints under Section 167 of the Act against assessments amounting to Rs. 1,72,76,610 fixed during the currency of the year, and 1,088 complaints under Section 162 against original assessments amounting to Rs. 1,36,19,489. The assessments were, on investigation of complaints reduced to Rs. 1,60,86,752 and Rs. 1,34,49,594, respectively, and the reduction amounting to Rs. 11,89,858 and Rs. 1,69,895 gives a percentage of 6.89 and 1.25, respectively.

There were 13 appeals against rateable values revised under Section 162(2) of the Municipal Act. Of these, 2 were settled out of Court and 11 were pending.

Suits.—No fresh suits for recovery of taxes were filed in the year under report, but in 10 cases, action under Sections 203 and 207(1A) of the Bombay Municipal Corporation Act was resorted to with a view to effecting early recovery and an amount of Rs. 60,101.90 was recovered during the year. In several other cases, this action is in progress.

Riot Tax.—Total amount of riot taxes collected during the year was Rs. 4,575.00.

The Urban Immoveable Property Tax.—The rates of taxation continued to be the same as in the preceding year, *i.e.*, 5 per cent. in the case of buildings and lands, the rateable values of which were above Rs. 2,000 in each case and 2½ per cent. in the case of buildings and lands, the rateable values of which were Rs. 2,000 and below, but not less than Rs. 500. Properties having values of less than Rs. 500, per annum, continued to be exempted. The arrears of the tax as on the 1st April 1957, were Rs. 39,73,677.11 which were reduced to Rs. 39,05,584.58 on account of amendment. Out of this amount, a sum of Rs. 20,93,127.41 was collected, leaving a balance of Rs. 18,12,457.17 at the close of the year. The demand in respect of the tax for the year 1957-58 was Rs. 1,11,16,081.17, collection Rs. 88,46,373.32, drawback allowed to Rs. 273.68, while Rs. 22,69,707.85 remained outstanding at the close of the year. The total collection of Urban Immoveable Property Tax thus amounted to Rs. 1,09,39,500.73 during the year under report.

General Remarks.

The matter as regards assessment of the Railway properties (Central and Western) for the quinquennium 1949-54, to be determined in accordance with the direction of the late Shri Justice Rangnekar, is under correspondence with the Railway Administration. As regards the assessment for the quinquennium 1954-59, necessary particulars have been called for from them.

The Assessment of the Bombay Port Trust properties for the quinquennium 1944-49, according to Shri Justice Lokur's report, is still pending. A representation in this behalf has been made to the Central Government and the matter is under correspondence.

Enquiry regarding the rateable value to be fixed in respect of the State Government and the Central Government properties for the quinquennium 1954-59 is being conducted by Shri Pestonji P. Kapadia, F.R.I.-B.A. (Lon.), B.A., B.E. (Civil), M. I. Struct. E. (Lon.), M.I.E. (India), J.P., who is appointed for the purpose *vide* Corporation Resolution No. 817, dated the 11th November 1954, and the Award is expected to be given by him shortly.

With regard to the Central Government properties eligible to exemption from the levy of general tax under Article 285 of the Constitution, the Central Government have agreed to pay with effect from the 1st April 1954, charges for specific services rendered by the local authorities and, as directed by the Central Government, the State Government have been requested to fix the percentage of such charges payable in lieu of the general tax.

Tax amounting to Rs. 7,326.48 representing a charge on 468 race horses from November, 1957, to March 1958, was recovered through the Western India Turf Club as against Rs. 7,034.66 during the preceding year.

Tax collected on hand-carts and bullock carts for the year 1957-58 amounted to Rs. 90,105.67 as against Rs. 95,359.19 in the preceding year. The decrease is due to the fact that more such carts were charged by the police authorities under the Public Conveyance Act and the wheel tax on those carts was paid directly into the C. A.'s Office.

Both the Indoor and Outdoor staff worked with appreciable zeal and devotion during the year.

I. N. MEHTA,
Assessor and Collector,

APPENDIX " A "

Classification of properties according to user

Serial No.	Particulars	Total No.	Approximate Rateable Value (in lacs of Rupees)
1	Buildings for residential purposes	36,699	1529.88
2	Buildings for business purposes	4,020	363.87
3	(a) Mills (Textile)	80	164.53
	(b) Mills (Oil & ors.)	105	20.63
4	Factories	966	127.33
5	Petrol Pumps and Service Stations	146	7.83
6	Stables	56	17.61
7	Garages (Separately assessed)	1,361	8.90
8	Godowns	1,976	75.34
9	Docks	5	58.22
10	Religious properties (Temples, Mosques, etc.)	890	12.54
11	Properties occupied for Charitable purposes.	191	6.64
12	Educational Institutions	328	65.96
13	Gymnasia, Play-grounds, etc.	176	8.00
14	Cinema Theatres, Studios etc.	75	26.57
15	Wells, Tanks, Urinals, etc.	678	2.39
16	Markets	77	19.46
17	Quarries	2	0.13
18	Salt pans	81	1.57
19	Hospitals and Asylums	81	55.12
20	Lands	1,625	16.18
21	Properties and lands belonging to Government, Railways and Port Trust	5,422	75.63
	Total	55,040	2664.33

APPENDIX ' B '

Rateable Value with the gross return of the property taxes.

(IN LAKHS OF RUPEES)

Year	Net rateable value	General Tax		Water tax including water charges by meter measurement		Halalkhor Tax		Total of taxes
		Rate	Return	Rate	Return	Rate	Return	
		Per cent		Per cent		Per cent		
1953-54	2343.85	17½	383.10	3½	170.77	3	66.17	620.04
1954-55	2498.48	"	421.86	"	181.66	"	73.05	676.57
1955-56	2520.61	"	414.13	"	192.17	"	72.08	678.38
1956-57	2574.43	"	420.86	"	192.65	"	73.87	687.38
1957-58	2664.33	"	433.07	"	207.16	"	76.39	716.62

APPENDIX "C"

Growth of Assessment during the past five years.

(IN LAKHS OF RUPEES).

Year.	Original Assessment Rateable Value, as fixed on 20th December.	Assessment after disposal of complaints and accounting for T.W.Rs. from December to February.	Amount of subsequent reduction during the year on account of demolitions and complaints.	Subsequent enhancement New buildings, enlargement etc.	Final Assessment Rateable Value.	Increase Final difference over the preceding year's assessment.	CLASSIFICATION OF RATEABLE VALUE	
							Chargeable to General Tax.	Exempted from General Tax under Sec. 143(1) (a) & (b), etc.
1953-54 ...	2157.16	2247.75	40.75	136.85	2343.85	144.76	2158.29	185.56
1954-55 ...	2264.33	2343.95	71.51	226.04	2498.48	154.63	2326.67	171.81
1955-56 ...	2384.97	2496.33	55.80	80.08	2520.61	22.13	2343.08	177.53
1956-57 ...	2477.02	2518.85	33.31	88.89	2574.43	53.82	2371.06	203.37
1957-58 ...	2528.96	2575.16	48.18	137.35	2664.33	89.90	2439.83	224.50

APPENDIX "D"

Classification of Properties according to Rateable Values

Rateable Value	No. of properties
Below 200	6,354
Between 201 to 300	3,012
Between 301 to 400	2,870
Between 401 to 500	2,594
Between 501 to 750	3,613
Between 751 to 1000	3,406
Between 1001 to 1500	4,270
Between 1501 to 2000	3,893
Between 2001 to 5000	8,478
Between 5001 to 10000	5,838
Between 10,001 to 20,000	2,745
Between 20,001 to 30,000	993
Between 30,001 to 40,000	513
Between 40,001 to 50,000	362
Between 50,001 to 1,00,000	401
Between 1,00,001 to 1,50,000	141
Between 1,50,001 to 2,00,000	51
Between 2,00,001 to 2,50,000	40
Between 2,50,001 to 3,00,000	9
Between 3,00,001 to 3,50,000	20
Rs. 3,50,001 and above	15
Total	49,618

These figures do not include properties belonging to the Bombay Port Trust and Railways, assessed in lump.

APPENDIX 'E'

Vehicles and Animals Taxed	Number
Motor lorries	5,473
Motor cars (including 3,425 taxis)	26,142
Trolleys	9
Trailors	88
Motor cycles with side-cars (including 13 Auto rickshaws)	187
Motor cycles	2,527
Four-wheeled vehicles drawn by animals	73
Two-wheeled vehicles drawn by animals	551
Hand Carts	9,565
Horses	501
Ponies	59
Bullocks	755
Total	45,930

APPENDIX 'F'

Vehicles and animals taxed under the Public Conveyance Act.	Number.
Hack Victorias (including 2 horses for each)	1,076
Labour carts (with pair of bullocks for each)	1,035
Hand carts	1,927
Total	4,038

APPENDIX 'G'

Drawback.

Year	No. of claims received	No. of claims admitted	Percentage	No. of claims rejected	Percentage	Amount of drawback allowed.
						Rs. a p.
1955-56	66	3	4.55	63	95.45	397 13 0
1956-57	33	5	15.15	28	84.85	614 7 0
1957-58	10	6	60.00	4	40.00	971 54 nP.

Refund.

Year	No. of claims received	No. of claims admitted	Percent- age	No. of claims rejected	Percent- age	Amount					
						Vacancy		Over-collection		Total	
						Rs.	a. p.	Rs.	a. p.	Rs.	a. p.
1955-56	3,067	2,279	74.30	788	25.70	1,46,521	13 0	4,24,404	6 0	5,70,926	3 0
1956-57	4,998	4,329	86.61	669	13.39	2,06,016	12 0	7,59,270	14 9	9,65,287	10 9
1957-58	3,948	3,173	80.37	775	19.63	1,09,097	73nP.	4,05,755	93nP.	5,14,853	66nP.

ELECTION AND TOWN DUTY DEPARTMENT.

Town Duty Section.

1. Shri V. G. Sabnis continued to be in charge of the Department throughout the year except for the period from 29th June 1957 to 14th August 1957 when he was on leave.

2. The rates of Town Duty continued to be the same as those in the previous year. The question of revising suitably the rates of Town Duty both from the point of minimising loss due to decimal coinage introduced from 1st April 1957 and of securing additional revenue to meet the increased cost of the administration is under consideration.

3. The gross collections of Town Duty, refunds in accordance with the provisions of Section 195 of the Bombay Municipal Corporation Act and the net receipts are shown in Appendix 'A'. For the sake of comparison, the gross collections and refunds during the year under report and those in the previous year are given below:—

	1956-57	1957-58
	Rs.	Rs.
Gross Collections	1,19,07,853	1,16,74,023
Refunds	21,49,029	21,82,998
Net Revenue	97,58,824	94,91,025

4. While the total gross collections showed a decrease as compared with the previous year, the refunds increased slightly. Net revenue from Grains, Sugar and Iron and Steel was less but it was counter-balanced to some extent by increased receipts from Edibles, Cement etc.

5. The total number of claims for refund received during the year was 24,944 and the amount refunded was Rs. 22,26,315 against 30,058 claims and Rs. 21,49,029 refunded during the preceding year.

6. During the year under report, 6,92,928 packages of Sugar and Jagree, 3,50,727 cases of Tea, 3,68,825 cases of Edibles, and 27,809 packages of Ghee Substitutes, Paper etc. were stamped with Municipal Marks as against 8,76,516, 3,15,587, 4,48,607, 48,016 packages respectively during the preceding year. The total number of packages stamped was 14,42,717 against 16,88,726 in the preceding year. From 1st January 1958 stamping has been extended to the articles (i) Wines and Spirits (ii) Beer and (iii) Plywood etc. and 999,437 and 992 packages respectively of the above commodities were stamped.

7. The fees from stamping Sugar, Tea etc. cases amounted to Rs. 89,818 against Rs. 1,05,331 in the preceding year.

8. The fees recovered from refund claims under Section 195 of the Bombay Municipal Corporation Act amounted to Rs. 2,21,079.

9. The Town Duties collected by this Department on goods imported into Greater Bombay by Road at Mulund and Dahisar Chowkeys, by Air or in the Head Office amounted to Rs. 15,99,348 as against Rs. 11,93,652 in the previous year.

ELECTION SECTION

10. In view of the Government Notification No. BMC/1056-E., dated the 7th January 1957 fixing 14th May 1957 as the day of retirement of the Councillors, the Municipal Commissioner, with the previous sanction of the State Government fixed 9th May 1957 as the date of poll for the Municipal General Elections, 1957.

11. In pursuance of the provisions of Section 25 of the Bombay Municipal Corporation Act, 18th April 1957 was fixed as the date of election (i.e., the last day for receiving nominations). 390 nominations were received during the prescribed period. 68 nominations were subsequently withdrawn and one was rejected by the Municipal Commissioner, leaving 321 nominations for contesting 131 elective seats for the whole of Greater Bombay including the Extended Suburbs.

12. The relevant provisions of the Bombay Municipal Corporation Act amended with a view to prohibiting (i) hiring of vehicles for carrying voters, (ii) canvassing for votes in and near polling stations, (iii) use of loud speakers etc. were brought into force for the first time for the General Elections 1957. With a view to preventing personation, use of indelible ink for marking the voters' fingers was also introduced for the first time in the elections.

13. Due to the ban on the hiring of vehicles for transporting voters, it became necessary to provide polling stations at convenient distances to reduce the distance to be covered by voters from their residence to polling stations for casting votes. Accordingly, 236 polling stations were constructed all over Greater Bombay 211 in Wards 1-41 and 25 in Wards 42-44 (i.e., Extended Suburbs) as against the 62 polling stations constructed for the General Elections, 1952. There were in all 15,10,584 voters in Wards 1-41 and 97,526 in Wards 42-44. A staff consisting of 11,572 superior and 2,603 members of the labour staff was employed for polling duty. As a sufficient number of Municipal employees was not available for polling duty, a large staff had to be requisitioned from State Government and also from Central Government Departments etc., in the City.

14. Open spaces were used for constructing polling mandaps in a majority of electoral divisions except for a few cases where in the absence of requisite spaces, polling arrangements had to be made in closed premises such as marriage Halls, Schools, dining halls etc.

15. Voting papers equal to the number of voters in each ward were printed at the Government Central Press taking into consideration the magnitude and secrecy of the job.

16. For the convenience of the public, office goers and factory workers, polling hours were fixed from 8 A. M. to 6.30 P. M. The percentage of voting in Greater Bombay was 45.59 while in the Extended Suburbs alone it was 36.45. The counting of votes was done this time on the same day immediately after the poll unlike

on subsequent days in the past. The work of counting was started at the respective polling stations half an hour after the close of the poll and it continued upto midnight at most of the polling stations except at a few polling stations where it continued even beyond that hour. The results of the poll were declared on 11th May 1957.

17. The polling and counting of votes were on the whole quite peaceful and no untoward incident occurred at any of the polling stations.

18. Four petitions were filed in respect of Wards 26 (Naigaum), 30 (Worli), 36 (Bandra West) and 42 (Malad Goregaon) challenging the validity of the elections for one reason or the other. None of the petitions has so far been disposed of.

19. In pursuance of the provisions of Section 21B of the Bombay Municipal Corporation Act, 1264 claims for enrolment were received within the prescribed period. On their verification, 1154 claims were found admissible 73 claims were rejected and 36 claims were found identical with the names already enrolled. One claimant expired after filing his claim. The Supplementary Roll showing the 1154 names of voters was consequently published on 20th December 1957 as required under the Act.

20. Most of the staff of the temporary Election Department was disbanded on 31st May 1957 after office hours and a skeleton staff was retained upto 31st August 1957 for preparing pay-bills of the polling and counting staff, certifying bills relating to the poll and also for attending to other post-election matters. Meantime the ballot boxes and other sealed election records relating to the poll have been preserved till the disposal of the Election Petitions.

21. Sometime in the month of April, prior to General Elections 1957 held on 9th May 1957, one Shri Vallabhji Keshavji Thakkar, a resident of Mulund (in the Extended Suburbs), filed a petition in the High Court against the Municipal Commissioner and the Government of Bombay, challenging the validity of the Municipal Election Rolls and the validity of the elections proposed to be held on the basis of such rolls. After a prolonged hearing in the High Court, the petition was dismissed by Justice Shri Mody. The judgment was delivered on 6th and 7th May 1957. Thereafter Shri Prabhakar Vasudeo Vaikunth Kamath another resident of Mulund filed another petition in the High Court mostly on the same grounds but this petition did not come up for hearing before the holding of the General Elections on 9th May 1957. It was subsequently withdrawn by the petitioner after a written affidavit in reply was filed in the High Court.

APPENDIX 'A'

Statement showing the Collections, Refunds and Net Revenue from Town Duties for the years 1956-57 and 1957-58.

Commodities.	Rates.	COLLECTIONS.				REFUNDS CERTIFIED BY THE TOWN DUTY DEPARTMENT.				NET REVENUE.			
		1956-57.	1957-58.	Increase in 1957-58.	Decrease in 1957-58.	1956-57.	1957-58.	Increase in 1957-58.	Decrease in 1957-58.	1956-57.	1957-58.	Increase in 1957-58.	Decrease in 1957-58.
		Rs.	Rs.	Rs.	Rs.	Rs.	Rs.	Rs.	Rs.	Rs.	Rs.	Rs.	Rs.
Grain	... At 2 As. per Maund	18,94,164	13,21,492	...	5,72,672	2,99,328	2,02,415	...	96,913	14,82,152	10,12,389	...	4,69,763
Flour	... At 1½ As. per Maund	1,377	4,014	2,637	...	1,14,061	1,10,702	...	3,359				
Sugar Molasses and Gur	... At 12 As. per Cwt.	18,79,229	21,45,336	2,66,107	...	2,91,858	6,72,916	3,81,058	...	15,87,371	14,72,420	...	1,14,951
Wines and Spirits	... At Re. 1 per Imperial Gallon...	1,00,282	82,013	...	18,269	16,021	9,691	...	6,330	84,261	72,322	...	11,939
Beer	... At 2 As. per Imperial Gallon...	13,937	14,361	424	...	1,192	1,564	372	...	12,745	12,797	52	...
Ghee	... At Re. 1 per Qr.	5,21,318	5,65,253	43,935	...	36	40	4	...	5,21,282	5,65,213	43,931	...
Ghee Substitutes	... At 8 As. per Qr.	36,008	38,132	2,124	...	35,422	15,136	...	20,286	586	22,996	22,410	...
Timber and Plywood	... At 3% on the Market Value ...	7,96,761	8,41,947	45,186	...	17,079	10,772	...	6,307	7,79,682	8,31,175	51,493	...
Firewood	... At 9 As. per Ton	66,548	54,158	...	12,390	66,548	54,158	...	12,390
Charcoal	... At Re. 1 per Ton	43,639	91,829	48,190	43,639	91,829	48,190	...
Tea	... At 6 Pice per Lb.	5,11,589	5,45,708	34,119	...	2,13,041	2,23,216	10,175	...	2,98,548	3,22,492	23,944	...
Coal	... At 7 As. per Ton	1,50,855	1,27,111	...	23,744	...	26	26	...	1,50,855	1,27,085	...	23,770
Dates, (Dry)	... At 6 As. per Cwt.	71,338	72,076	738	71,338	72,076	738	...
Dates, (Wet)	... At 4 As. per Cwt.	87,389	96,641	9,252	87,389	96,641	9,252	...
Cement	... At Re. 1 per Ton	1,94,559	2,74,964	80,405	...	1,838	4,436	2,598	...	1,92,721	2,70,528	77,807	...
Iron and Steel	... At Re. 2½ per Ton	21,46,268	20,12,908	...	1,33,360	49,656	53,515	3,859	...	20,96,612	19,59,393	...	1,37,219
Paper—													
(a) News Print	... At 5 As. per Cwt.	1,54,924	1,29,635	...	25,289	3,765	4,036	271	...	1,51,159	1,25,599	...	25,560
(b) For Cards etc.	... At Re. 1 per Cwt.	55,668	71,623	15,955	...	1,274	1,042	...	232	54,394	70,581	16,187	...
(c) Straw Boards	... At 3 As. per Cwt.	49,239	40,707	...	8,532	49,239	40,707	...	8,532
Edibles	... At 6¼% and 3½% Advalorem...	25,56,638	28,10,203	2,53,565	...	9,38,409	9,16,808	...	21,601	16,18,229	18,93,395	2,75,166	...
Commodities not accounted for		5,75,075	3,33,366	...	2,41,709	5,75,075	3,33,366	...	2,41,709
Miscellaneous	...	+1,048	+546	...	502	+1,048	+546	...	502
Total—		1,19,07,853	1,16,74,023	8,02,637	10,36,467	19,82,980	22,26,315*	3,98,363	1,55,028	99,24,873	94,47,708	5,69,170	10,46,335

* This represents the refund passed by this Department during the year under reference, whereas total refunds paid by the Chief Accountant amounted to Rs. 21,82,998, including previous year's claims.

V. G. SABNIS,
Election and Town Duty Officer.

Vaitarna-Cum-Tansa Scheme.

PART I

Shri N. V. Modak, C.I.E., B.E., M.I.E., M.L.C.E., (Lond), F.R.S.H., F.N.I. etc., continued as Special Engineer till 21st March 1958 from which date he retired from the Municipal Service. Shri Modak continued as Consulting Engineer to the Corporation from 22nd March 1958 as per Corporation Resolution No. 1030, dated the 8th November 1956.

Shri R. V. Abreu, B.Sc., B.E. (Civil), M.I.E. (India), Senior Assistant Engineer, took over the day-to-day administration of the Vaitarna-cum-Tansa Scheme and Master Plan Works, with effect from 22nd March 1958.

(Brief description of the Vaitarna-cum-Tansa Scheme Work).

The Vaitarna-cum-Tansa Scheme was sanctioned by the Corporation in 1948 after detailed investigations. This Scheme aims at (1) stabilising the Tansa Lake by diverting the monsoon waters into the Tansa Lake from the Vaitarna Lake in years of scanty rainfall in Tansa Catchment and (2) creating an additional useful storage of about 38,500 million gallons on the Vaitarna River for supplying additional water to the City either through the Tansa Lake or partly through the Tansa Lake and partly from the Vaitarna Lake direct *i.e.*, independently of the Tansa Lake.

The major works included in the Scheme consist of (1) driving a tunnel, linking Vaitarna Reservoir with the Tansa Lake, a distance of about 5 miles, (2) construction of a dam across the Vaitarna River and (3) construction of embankment and laying steel Pipe Line 96" dia. (47½ miles.), 120" dia. (6½ miles) and 126" dia. (1,118 ft.), a total length of about 54 miles. The whole project was initially estimated to cost 16 crores. Its revised cost now comes to Rs. 18.50 crores.

After completing the preliminary works such as building of approach roads, provision of water supply, to meet the requirements of staff and construction works etc., the Scheme was started in right earnest in 1949. The major works are described below:—

TUNNEL.

The work of driving the tunnel—10 ft. dia. 'Horse Shoe' Shape 20,447 ft. long—was started in April 1949 and completed in July 1953. The actual expenditure booked on this work including incidental works amounted to Rs. 1.64 crores against the estimated cost of Rs. 1.75 crores.

About 24,370 million gallons of water was transferred from Vaitarna to Tansa during the year.

DAM.

The Vaitarna Dam is a solid gravity cement concrete dam 1,820 ft. in length and 269 ft. in height in the deepest portion. A crest spillway consisting of 8 gates, four float operated and four electrically or manually operated, has been located in the river portion to take care of a maximum flood discharge of 2,00,000 cusecs. A roadway 18 ft. wide has been provided on the top of the dam.

The work on the foundation was started by the contractors in May 1952, by which time the Municipal owned power house was also ready and put into commission to generate electricity of about 3100 K.W. required for the working of the various types of machinery employed on the work. The total quantity of concrete laid on the Dam was about 20 million c.ft. The concreting of the dam was completed in November 1955.

All the eight spillway gates have been erected and the work of fitting up the electrical indicating equipment was completed. The crest of the spillway is at 511.00 T.H.D. and the full supply level of the lake stands at 535.00 T.H.D. (Town Hall Datum).

PIPE LINE.

The work of pipe laying is being carried out by stages due to the difficulty of obtaining steel plates. The first stage consisting of a length of about 19 miles was completed in April 1955. The second stage consisting of about 19 miles and a part of the third stage to the extent of 6½ miles was completed by the end of March 1957. The remaining length of about 3 miles of 96" dia. pipeline under the third stage was completed during the year under report. The work of laying 120" dia. pipeline which is also included in the third stage, was in progress and about 3½ miles length was laid during the year.

With about 48 miles of 96" dia. pipeline now laid in position, it is possible to give an increased supply of about 60 million gallons per day for the City. This supply will be further increased in future if necessary, depending upon the progress that will be made in the work of laying the remaining length of the pipe line.

After the completion of the whole scheme with its pipe line laid for the full length, the existing supply from the Tansa Lake will be more than doubled *viz.*, about 200 million gallons per day.

IMPORTANT FEATURES OF THE SCHEME.

Vaitarna Dam is the first dam in India where the aggregates of concrete are cooled to prevent the development of cracks in the body of the dam as a result of the heat of hydration of cement. It is the highest dam so far built in this country, with cement concrete with fully mechanized plant.

The work of driving the 10 ft. dia. Horse Shoes type tunnel 20,447 ft. in length was completed in five working seasons, the maximum depth of tunnel being 300 ft. below ground level.

The electrically welded steel pipe lines 126", 120" and 96" dia. have been designed according to the latest practice in pipe design by using ring girder supports on roller bearings. This has helped to reduce the quantity of steel required by about 4,000 tons.

The pipe line is probably the biggest in size and length in Asia.

The work of designing and executing the whole scheme is being carried out by Indian Engineers.

PART II

VAITARNA DAM.

The main work on the Dam was completed in November 1955 except for the Tainter Gates and other auxiliary works such as illumination of Dam, Street Lighting, etc. The total quantity of concrete poured into the Dam was about 19.92 million c.ft.

Tainter Gates.—The erection of the remaining gate and electrical indicating equipment was completed. Thus all the eight gates on the Spillway of the Dam have now been erected.

UNDERSLUICES.

Main Gates.—The erection of the hoisting mechanism was completed.

Emergency Gate.—The erection of the gate and hoisting mechanism was completed.

Stop Logs and Goliath Crane.—The remaining work of erection of built-in parts and stop logs and laying of rail track for the Goliath Crane was completed.

POWER HOUSE.

The Municipal-owned Power House of a total installed capacity of 2853 K.W. (with 3 Nos. of 840 K.W sets each and 1 No. of 333 K.W. set) was not in operation during the year under report due to completion of the dam work. It was, however, run for about 2 hours everyday to keep the engines and accessories in working order. Offers for the purchase of these sets with their accessories were received from the Bombay State Electricity Board and the Government of U.P. Negotiations for the sale of these engines were in progress.

Electricity required for the Vaitarna Camp and the works was made available by working two small generating sets each of 25 K.W. capacity.

PERMANENT POWER HOUSE.

(a) *Diesel Generating Sets.*—The work of supplying and erecting three Diesel Generating Sets each of 100 K.W. capacity, the contract for which was entered into with Messrs. Voltas Ltd., at a total cost of Rs. 2,34,905-2-0 plus Sale Tax was completed during the year. These sets will be put into commission as soon as a licence which has been applied for is received from the Government of Bombay. The sets will be used to supply power required for the operation of the various gates installed on the Dam and the Tunnel, lighting of the roadway on the top of the Dam and its appurtenances, street lighting, domestic consumption etc.

(b) *Power House Structure.*—The work of construction of the permanent power house as well as the Control Tower was completed during the year. The cost of labour, the contract for which was given to Messrs. A. F. Dias & Co., amounted to Rs. 17,560.

VARIOUS WIRING WORKS AT VAITARNA.

The various works of wiring and lighting at Vaitarna, viz., Lighting the streets in the camp area, lighting on the top of the Dam, in the Subways and in the Inspection Galleries, etc., has been entrusted to Messrs. F. & C. Oiler (India) Ltd., at a total cost of Rs. 2,22,804 (*vide* Standing Committee Resolution No. 2244, dated the 11th December 1957). The work is in progress.

The following other works, which are being carried out departmentally, were also in progress :—

(a) Providing G. I. Pipe railing on the top of piers of Vaitarna Dam (Cost Rs. 21,100).


(b) Providing storing arrangements for Stop Logs on the top of piers of Vaitarna Dam (Cost Rs. 2,200).

TUNNELS.


The work of driving a 10'-0" diam. 'Horse-Shoe' shape tunnel between Vaitarna and Tansa together with the construction of an Intake Tower, Bifurcation Chamber, was completed in 1953. The tunnels are now in use. About 24,370 million gallons of water were transferred from the Vaitarna Lake to the Tansa Lake during the year under report.

EMBANKMENT AND PIPE LINE.

Fabrication and laying of pipe lines.—The work included in the I Stage—approximately 20 miles of 96" dia. and small lengths of other dia. pipe lines—was completed by the contractors, Messrs. Structural Engineering Works Ltd., and Hind Constructions Ltd., in April 1955. The work comprising the II Stage—19 miles of 96" dia. pipeline was completed by them in 1957. The works under the III Stage—9 miles of 96" dia. and 6½ miles of 120" dia. pipe line were in progress and a length of about 8½ miles of 96" dia. pipeline was fabricated and about 6½ miles laid in position by them by the end of the last year. The contractors continued the work of fabrication and laying 96" dia. pipe line and completed the same during the year under report.




(Downstream View). Vaitarna Dam with the all eight Tainter Gates



Permanent Power House at Vaitarna



120" dia. Pipeline, 108 Ft. long ready to be rolled on Tansa Bridge



120" dia. Pipe line, 108 Ft. long in position on Tansa Bridge

They have also laid about 3 Miles, 4½ Furlongs of 120" dia. pipe line upto the end of the year under report. This work is expected to be completed by December 1958. Thus by the end of the year under report, the entire length of 96" dia. pipe line from Tansa to Mahim (a length of about 47½ miles) was completed in all respects and put into commission, thereby improving the City's Water Supply considerably.

The cost of work done was as follows:—

Stage.	Contract Amount.		Expenditure.	
		Rs.		Rs.
Ist	...	1,31,10,789*	1,16,21,227†	
II nd	...	1,21,99,815*	1,00,25,283†	
IIIrd	...	94,43,520	72,68,854	

* The figures are inclusive of price variation amounts.

† The figures do not include the price variation amounts which come to Rs. 22,74,934.

Civil Engineering Works for 120" diam. 6½ miles Pipe Line.—This work was entrusted to Messrs Mangaldas N. Verma (Private) Ltd., at a total cost of Rs. 13,92,104.85. The works in progress. The contractors have completed about 28 per cent. of the total work upto the end of the year. The work is expected to be completed by December 1958.

In addition to the major pipe line work, the following minor works were also carried out by contract during the year:—

Rock Excavation in foundation for Pedestals etc., for 96" dia. pipe line between Tansa and Pogaon:—

The work of excavation was entrusted to Messrs. Vithal Sayana & Co., who completed it at a cost of Rs. 21,572 against the contract amount of Rs. 21,840.

Supply and erection of Chlorination Plant at Powai:—

The New Chlorination House was brought into use in January 1957. The bulk of City's water supply will be treated at this control point. The Plant has been designed for treatment either by the chlorine or the chloramine method. The latest devices for automatic regulation of doses have been installed at the plant so as to ensure a uniform dose of chlorine. The new equipment was supplied by Messrs. Candy Filters (India) Ltd., and the erection work was done departmentally under the guidance of the firm's foreman. Even though the major works were completed during the previous year, some minor works left were executed during the year under report. The cost incurred was Rs. 2,29,178.99 against Rs. 2,18,960.00 plus Sale Tax and General Sale Tax.

Messrs. The Eastern Machinery Trading Co., have supplied three generating sets required for supplying electric power at the Powai Chlorination House at a cost of Rs. 75,397.28 against the contract amount of Rs. 67,050 plus Sale Tax. The sets were erected departmentally.

The work of preparing and supplying cut-sone tablets for the Chlorination House was entrusted to Shri G. B. Varkhadi at a cost of Rs. 2,815 plus Sale Tax. The tablets were supplied by him at the cost mentioned above and are yet to be erected at the places reserved for them on the outer faces of the Chlorination House. This work will be done during the following year.

Furniture required for the House was supplied by Messrs. Parikh Furniture Corporation, at a cost of Rs. 2,226.49.

The plant has been running continuously since January, 1957, and has given full satisfaction in its working.

Departmental Works.—A number of works such as preparing trenches, providing Anchor Blocks, Thrust Blocks, Cross-Connection Chambers etc., were carried out departmentally in connection with the pipe-laying works. The cost of such works executed during the year under report amounted to Rs. 14,46,774.83.

Similar departmental works were carried out in Powai-Mahim section. The cost of the works completed upto 28th February 1958, amounted to Rs. 13,63,277.41.

General Remarks.—About 10 miles of 96" diam. pipeline was put into commission during the year under report. A length of about 12 miles was handed over to H.E.'s Department for maintenance during this year.

LAND ACQUISITION.

Out of the total area of 3,995 Acres involving 673 holdings of private, Inam and Government (Revenue and Forest) lands acquired for the major Scheme works, Awards of compensation, amounting to Rs. 7,28,921.75 nP, in respect of 507 holdings of private and Inam lands have been declared by the Acquiring Officers. An area of 35 Gunthas and 4 Annas of Government land in 2 cases has been transferred to the Municipality on payment of occupancy price.

Out of the area of 2,051 Acres of Reserved Forest lands proposed for acquisition, an area of 203 Acres has already been disforested and a further area of about 1,364 Acres of the Reserved forest lands will be notified for disforestation shortly by the Forest Department. An area of 3 Acres of lands temporarily acquired in two cases for approach road and contractors' camp continues to be held on charge.

Out of the area of 35 Acres of Private, Government, Railway, Military, Customs and Aerodrome lands comprised of 150 holdings acquired for the work of laying 96" diam. pipeline from Powai to Mahim, Awards of compensation amounting to Rs. 28,514.72 nP. in respect of 41 holdings of private lands have been declared by the Acquiring Officers. Further proceedings are in progress.

GENERAL.

The various amenities provided at the Vaitarna Camp site such as water supply, transport, telephone communication, Medical Aid, Primary School, Postal Service, etc., functioned satisfactorily during the year under report.

Rain fall Gauging in the Vaitarna Catchment.—Ten Rainfall Gauging Stations were established in the Vaitarna Catchment and data regarding rainfall was collected. The average rainfall throughout the catchment was about 93 inches.

STRENGTHENING OF TANSÁ DAM.

Downstream Protection Works.—The work of providing mass concrete aprons and retaining walls, entrusted to the contractors Messrs. Bhupal Construction Co., was completed at a total cost of Rs. 4,81,517.96 during the year.

The following works, which are being carried out departmentally, were in progress:—

Downstream Protection Works.—(a) Excavation, drilling, and grouting of anchor bars for the mass concrete, aprons and retaining walls (Cost Rs. 1,82,880).

(b) Strengthening of M. S. Footbridge over the Spillway of the Tansa Dam (Cost Rs. 31,800).

(c) The work of providing G. I. Pipe Railing on the top of the Tansa Dam was completed during the year.

PART III

IMPROVING THE DISTRIBUTION SYSTEM IN THE CITY

The Corporation under their Resolution No. 1858, dated the 18th March 1955, accorded their approval to the laying of inlet mains to the existing service reservoirs at Malabar Hill and Bhardarwada Hill and to the proposed reservoirs at Worli and Rowli Hills, being carried out at a cost of Rs. 2,86,24,300. This estimate was subsequently revised to Rs. 3,00,35,400 vide C.R. No. 1476 of 21-1-1957 due to the modifications in the sizes of the inlet mains suggested in the Master Plan for the distribution of water supply.

During the year under report, the following works were in progress:—

(1) Fabrication and transport to site of steel pipes and specials of various sizes.

(2) Laying of—(a) 72" > 57" inlet main to Worli Hill Reservoir.

(b) 57" > 48" inlet main to Bhardarwada Hill Reservoir.

The work of fabricating and transporting to site pipes and specials of various sizes for laying inlet mains, which was continued by the contractors Messrs. Structural Engineering Works Ltd., was completed on 31st January 1958. The total cost of the work done during the year comes to Rs. 3.22 lacs.

The works of laying the 72" > 57" M.H.R. inlet main and 57" > 48" B.H.R. inlet main were also continued by the contractors Messrs. Allied Construction Co. (P) Ltd. and Messrs. Duncan Stratton & Co., Ltd., respectively. The total cost of the work done during the year comes to Rs. 8.32 and Rs. 10.45 lacs respectively. 72" > 57" M.H.R. main was completed and disinfection of the portion between Shivaji Park and Haines Road Junction Tulse Pipe Road was in progress prior to its being put into commission.

The 57" > 48" B.H.R. inlet was put into commission upto Futka Tank on 20-7-1957. The portion of this main beyond Futka Tank upto Victoria Road is expected to be put into commission in May 1958.

The following statement shows in brief the progress made in respect of the three works mentioned above during the year under report:—

Serial No.	Name of the work.	Contract Amount.	Length to be laid.	Progress during the year.		Total upto the end of the year.		REMARKS.
				In lengths.	Expenditure.	In lengths.	Expenditure.	
		Rs.			Rs.		Rs.	
1	Fabrication of pipes of 72", 57", 48" etc., dia. and specials.	17,10,816	72" : 13,500' 57" : 37,200' 48" : 11,220'	912' 9,619' 10,763' }	3.22 Lacs.	13,590' 38,047' 11,891' }	13.22 Lacs.	Work completed.
2	Laying of the 72" > 57" M.H.R. inlet main ...	28,59,155	72" : 13,650' 57" : 13,350'	1,450' 8,660' }	8.32 Lacs.	13,500' 13,460' }	23.28 Lacs.	The whole length of 72" < 57" main between Dharavi and Haines Road junction T. P. Road was brought into commission on 6-4-58
3	Laying of the 57" > 48" B.H.R. inlet main.	31,35,488	57" : 23,940' 48" : 10,610'	7,072' 7,580' }	10.45 Lacs.	23,340' 7,580' }	18.85 Lacs.	In keeping with the plan of utilizing the mains as their laying progresses, the portion of the 57" > 48" inlet between Mahim Anchor Block and Futka Tank was brought into commission on 20-7-57 by cross connecting it with the existing 48" N. Tansa B.H.R. inlet and boosting the pressures in the latter. The input into B.H.R. could thus be raised by about 2 m.g.d.

PART IV

MASTER PLAN FOR THE DISTRIBUTION OF WATER SUPPLY TO THE GREATER BOMBAY AREA

The Corporation under their Resolution No. 1530, dated the 14th March 1956 have accorded sanction to the Master Plan for the distribution of water supply to Greater Bombay. The total cost of implementing the Master Plan is estimated at Rs. 7.52 crores. The works will be spread over a period of 10-12 years under a programme of priorities of 3 years, 4 years and 5 years respectively.

The work of preparing the sites for the proposed reservoirs, at Worli, Rowli and Powai were taken in hand. The work at Worli Hill which was entrusted to Messrs. Chattarsingh Motisingh & Co., at a cost of Rs. 2,12,572.50, (inclusive of Supervision charges) was started on 30th January 1957 and was completed in all respects on 29th January 1958 at a total cost of Rs. 2,18,553.38.

The work of clearing the site at Rowli Hill which was entrusted to Shri G. L. Powar at a total cost of Rs. 11,89,230 is in progress. The cost of this work done during the year was Rs. 2,75,000.00.

The work of clearing the site at Powai Hill which was entrusted to Messrs. Chattarsingh Motisingh & Co., at a total cost of Rs. 7,20,903.75 was started on 1st November 1957 and is in progress. The total cost of the work done during the year comes to Rs. 2.90 lakhs.

The work of renovation of the Duct Line between Mandola and Khaling Syphons which was entrusted to the contractors Messrs. Chaturbhuj Liladhar & Co., was commenced on 11th December 1957. The cost of the works completed during the year amounted to Rs. 1,62,000 as against the contract amount of Rs. 5,29,641. The work is in progress.

The Survey work in connection with the Inlet and Outlet mains from Worli Hill and Rowli Hill Reservoirs was carried out during the year and drawings and detailed estimates are under preparation.

The sites for the Gollanji Hill and Pali Hill Reservoirs were re-surveyed and negotiations were started with the owners of these lands for acquiring the sites for constructing the reservoirs. The work of acquisition of these sites is in progress.

Steel, (Plates and Bars) and Sluice Valves etc:—

Detailed requirements of sluice valves and steel required for the work under the Master Plan were worked out.

Tenders for the supply of electrically operated sluice valves were invited and orders placed with Messrs Mehta Nanavati & Co., for part supply amounting to Rs. 4,28,340 plus Sales Tax and with Messrs. Richardson & Cruddas Ltd., for part supply amounting to Rs. 1,19,654 plus S.T. as per S.C.R. No. 1069, dated the 4th September 1957. The supplies are awaited.

Tenders for the manually operated sluice valves were invited and orders placed with Messrs. Mehta Nanavati & Co., for a part supply, amounting to Rs. 3,23,320, plus S.T. and with Messrs. Glenfield & Kennedy for the balance, amounting to Rs. 1,10,185 plus S.T., as per S.C.R. No. 1087, dated 4th September 1957.

Indents for the steel plates and bars were placed with the Iron and Steel Controller and Steel Bars costing Rs. 3.26 lakhs have been received so far.

Departmental Works in connection with the renovation of the Duct line Mandola-Khaling Section:—

Some works such as repairs to the gates, scours, cutting of shrubs of trees etc., are being carried out departmentally. Works to the extent of Rs. 20,000 were carried out during the year against the provision of Rs. 1,04,730.

Collection of data regarding quality of waters drawn from different lakes and study of filtration processes etc:—

Extensive works regarding collection of data of waters from different lakes namely Vaitarna, Tansa, Tulsi and Vihar was undertaken during the year under review. A close study of the various filtration processes was also undertaken. Considerable laboratory work was done in conjunction with M. A. to find out the effectiveness of various processes. The work will be continued next year.

Enlarging the existing 72" dia. Tansa West Main and replacing the 72" dia. Tansa East Main between Kasheli and Balcum:—

After a detailed study of site conditions, drawings were prepared for taking out tenders for providing the pile foundations and steel pipelines. The actual execution of the work will be taken in hand during the next year.

CITY ENGINEER'S DEPARTMENT

1. Shri K. B. Carnac, B.E., (Civil), M.I.C.E., M.I.E., was in charge of the department as City Engineer throughout the year.

2. Shri S. V. Desai, B.E., (Civil), A.M.I.E., A.M.I.C.E., D.I.C. (P.H. Engineering) Dip., T.P. (London) was Public Health Engineer during the year.

3. So far as the City organization is concerned, this department is divided into the following branches :—

- I.—Planning.
- II.—Construction, including Municipal Housing.
- III.—Maintenance of buildings and roads, known as Maintenance Branch.
- IV.—Maintenance of drains, sewers, pumping and compressor stations and ejectors, known as Drainage Branch.
- V.—Private building construction and general control, known as Building Branch.
- VI.—Mechanical.
- VII.—Transport.
- VIII.—Town Planning Schemes.
- IX.—Factory Permits.
- X.—Conservancy.

The distribution of the technical staff working in the City Engineer's department is shown in the geneo-logical tables under Appendix Nos. A. 1 and A. 2.

I.—PLANNING BRANCH

Architectural and General

4. This Branch looks after the preparation of plans, designs and estimates of all new engineering projects and is the pivot of the City Engineer's Department. It is divided into two sections. The first section deals with the proposals in connection with the building works, layouts of slum clearance schemes and the areas to be developed etc., and is in charge of an Architect. The second section deals with proposals in respect of roads, drains, sewers, bridges, traffic problems and miscellaneous engineering projects, and is in charge of an Assistant Engineer, 1st Grade. In addition to the works of preparation of layouts, development plans and building proposals for the city proper, suburban works of similar nature have been entrusted to the Planning Branch (Architectural) since July 1956. The work of preparation of schemes in respect of storm water drains in Suburban areas is entrusted to the Assistant Engineer 1st Grade in charge of the General Planning Branch.

1. Buildings

5. This section prepared plans and estimates in connection with different projects as mentioned below :

(i) Contract plans	...	160	Nos.
(ii) Blue Print copies	...	7,600	"
(iii) Cloth Tracings	...	190	"
(iv) Paper Tracings	...	452	"
(v) Block estimates	...	23	"
(vi) Total amount of Block estimates	...	Rs. 67,87,646.	
(vii) Detailed Estimates	...	71	Nos.
(viii) Total amount of Detailed Estimates	...	Rs. 2,49,31,113.	
(ix) Draft Tenders	...	46	Nos.

6. Important works undertaken by this section during the year are detailed below :—

A.—Municipal Administrative Office—Extension of the Municipal head Office Building at Cruickshank Road

At the end of the year the construction work had been completed except some minor works.

B.—Schools

Plans and Estimates for the School Buildings at the following sites were prepared :—

Locality	Cost (Rs.)
(i) Junction of Haines Road and Dr. Annie Besant Road	5,90,312
(ii) Plot Nos. 150-153 at Suparibaug Road	6,32,865
(iii) Plot on C. S. No. 94, Elphinstone Road, New Municipal Market	6,32,233
(iv) Jayantilal Vaishnav School, Ghatkopar	4,57,198
(v) Rajaballi Tank, Santacruz	6,76,631
(vi) Maratha Hospital site, Cannought Road	5,29,448
(vii) Gokhale Road South, opposite Police Station	5,61,855

Plans, revised estimates and tenders for additional accommodation in school buildings were also prepared, during the year in respect of the following schools :—

	Revised estimated cost (Rs.)
(i) Extension of Hindi School at Dharavi	1,22,624
(ii) Additional floor to the school at Pali Hill, Bandra	55,007
(iii) Alterations to Chowpatty Market to accommodate a school	1,79,946

(C) MEDICAL RELIEF.**(a) Municipal General Hospital, Sion.**

(i) The work of building No. 1 having basement and three upper floors was nearing completion and that of building No. 2 with basement and three upper floors at an estimated cost of Rs. 10,85,945 was taken in hand. Plan, estimate and tenders were prepared for the building No. 3 having basement and three upper floors.

(ii) Plans and estimates for Rs. 14,00,000 for constructing a two storeyed building to be used as Out Patient's Department were prepared. The tenders were invited and the work was to commence after monsoon of 1958.

(b) K. E. M. Hospital, Thoracic (chest) Institute.

(i) A scheme for construction of a three storeyed building with a basement, for treatment of diseases of heart on the acquired site at this hospital was prepared. A donation of Rs. 5,00,000 has been offered to meeting the cost of the scheme.

Plans and estimates for the following works were prepared —

	Cost. Rs.
(ii) An additional floor over the Out Patient Department of Medicine and Surgery	... 4,68,177
(iii) Extension and additional floor over the Mental Ward	... 1,02,589
(iv) Construction of an additional floor over kitchen and store for Neuro and General Surgical Theatres and Wards	... 4,12,082
(v) Additional floor over the Administrative Ward	... 1,07,750
(vi) Additional floor over X-Ray Theatre Department	... 1,29,377
(vii) Additional floor over Nurses' Quarters	... 4,44,693

(c) R. P. T. B. Hospital, Sewree.

Detailed plans and estimates amounting to Rs. 3,07,882 were prepared for a new block and extension of the Hospital. New block will be called "Turner Block".

(d) T. N. M. College.

	Cost. Rs.
(i) The building work for the T. N. M. College on the acquired plot bearing C.S. No. 1598, Byculla Division and a hostel building were in progress. An additional floor was added over the "Dental College Building."	
(a) College Building	... 24,33,384
(b) Additional floor over "Dental College"	... 56,619
(ii) Plans and estimates were prepared for a building in continuation of the hostel building of the College to accommodate the Naval Wing of N. C. C., and also to accommodate some students of the College	... 3,38,849

(e) Maternity Homes.

9. Detailed plans and estimates amounting to Rs. 96,548 and draft tender were ready for an additional floor over Cadell Road Maternity Home.

(D) FIRE BRIGADE.

	Cost. Rs.
(i) Tenders were invited for the construction of a Fire Brigade Station at Colaba	... 41,34,700
(ii) Detailed plans and estimates for the work of construction of a fire Brigade Station at Vikroli were prepared. Tenders were also invited by the end of the year in respect of this work...	5,59,003

(E) MUNICIPAL HOUSING.

10. Plans and estimates were prepared for new tenements at the following sites:—

	Rs.
(i) Staff quarters in the compound of Central Fire Brigade Station, Byculla	... 4,36,954
(ii) Quarters for the displaced persons from the house collapses and the squatters, on the newly acquired site at Vikroli	... 24,91,413
(iii) The 76 tenements at Sukhlaji Street, as a part of Kamathipura Slum Clearance Scheme	... 4,82,630
(iv) Staff quarters for Nair Hospital at Clerk Road	... 6,36,000
(v) Quarters for Municipal Officers on Plot No. 172, Sion Matunga Estate	... 1,26,580

(F) GARDENS.

11. Plans and estimates amounting to Rs. 7,51,981 and draft tender for a Recreational Centre at Sion Hill, were prepared.

(G) MARKETS.

12. (i) Construction work of a market building at King's Circle had been taken up in hand this year. The market has accommodation for cloth shops in addition to shops for sale of vegetables and mutton.

(ii) Details plans and estimates amounting to Rs. 10,54,705 and draft tender for an Industrial Estate at Bapty Road, Kamathipura, were prepared. The work will be taken in hand shortly.

(H) LAY-OUTS.

13. Plans and estimates were prepared for a layout for the land acquired at Vikroli for housing and for a squatters' camp.

(I) LAUNDRY.

14. (i) Plans and estimates amounting to Rs. 5,41,252 and a draft tender were prepared during the year for a power laundry at Katrak Road, Parel.

(J) INDUSTRIAL ESTATES.

15. Plans and estimates amounting to Rs. 10,54,705 and a draft tender were prepared during the year for an Industrial Estate at Bapty Road.

(K) CULTURAL ACTIVITIES.

16. (i) Models for the Raja Baldevdas Kreedra Kendra at Chowpatty and a Market at Worli were being prepared. Detailed plans and estimate for these project were also being made.

(ii) Plans for the (a) Open Air Theatre opposite Bombay Glass Works at Dadar and (b) a Rest House at Vaitarna to be used as Holiday resort were under preparation.

Appendix A 3 gives the details of the works for which plans, estimates, etc., were prepared by the Architect planning Branch during the year 1958-59.

B.—PLANNING BRANCH, GENERAL.**Road, Storm water drains and Sewers.**

17. The particulars of the work done by the Planning Branch, General, during the year are as follows:—

(a) Plans prepared :	Nos.	
(i) Paper Tracings	342	
(ii) Cloth Tracings	58	
(iii) Contract Drawings	50	
(iv) Blue Print Copies	4,396	
(b) New Estimates framed	107	
(c) Total cost of works for which estimates were prepared		Rs. 87,53,949
(d) Revised Estimates framed	145	
(e) Total cost of works for which revised estimates were prepared		77,84,283

18. Major works for which plans and estimates were prepared during the year are as follows:—

(a) Roads :	Estimated Cost.
	Rs.
(i) King Edward Road between Parel Tank Road and Tokersey Jivraj Road	2,29,707
(ii) 30' Road from Sewri Station Road to Jakaria Bunder Road	1,47,450
(iii) Semi-grouting 40' Carriage way for the Road No. 26B Sion Matunga, Scheme 57	1,42,570
(iv) Road No. 30 from Golangi Hill Road to King Edward Road	3,67,717
(v) 100' Road from Matunga Labour Camp to Dharavi Road	4,03,804
(vi) Widening of Chhatkopar Mahul Road between Chembur Railway Crossing and Sion Trombay Road	3,54,794
(b) Storm water drains :	
(i) Construction of Storm Water Drains in T. P. Scheme No. IV Bandra	3,07,700
(ii) Construction of treble barrelled drain in lieu of open channel between Bellasis Pipe Depot and Arthur Road Bridge	7,53,900
(iii) Widening Open Channel from Race Course, Mahalaxmi, to Love Grove Pumping Station	3,16,490
(c) Sewers :	
(i) Providing 15"-18" dia. pipe sewer in Narsi Natha Street between Carnac Road and junction with Chinchbunder Road	95,530
(ii) Providing 21" dia. Pipe Sewer along Girgaum Road between Nawroji Seth Street and Thakurdwar Road	45,669
(iii) Providing 9" pipe Sewer to dispose off influent from Septic Tank at Sind Seva Samiti Scheme No. 6	41,091
(iv) Replacing the ovoid sewer by 42" dia. gravitation pipe under S. Bridge Byculla	72,761
(v) Providing gravitation sewer along Reay Road from Arch Banglow Road to Tank Bunder Pumping Station	2,74,370
(d) Miscellaneous :	
(i) Construction of Sea Wall for reclaiming land at Beach Candy	12,96,290
(ii) Construction of Bridge on Malad Marve Road across Malad Creek	77,911
(iii) Improving traffic channel at Mahim Causeway	18,637
(iv) Widening of Chodbunder Road and remodelling of cross culverts from Andheri Naka upto Oshiwara	9,41,170

Appendix A-4 gives the details of the works costing Rs. 10,000 and above for which plans and estimates were prepared during the year.

C.—SLUM CLEARANCE.

19. The pilot scheme in respect of Slum Clearance at Kamathipura was in progress during the year under report.

20. The Compulsory Acquisition orders Nos. 1, 2 and 3 in respect of clearance areas K-1, G-1 and lands adjoining clearance area G-1 approved by the Corporation on 18th December 1956 and confirmed by the State Government on 14th March 1957 became operative from 23rd May 1957 after publishing the necessary notifications under the provisions of the Bombay Municipal Corporation Act, except 14 properties in respect of which appeals were filed in the City Civil Court by the land owners challenging the Compulsory Acquisition Orders. All the appeals in respect of these properties were however dismissed with costs by the Honourable Judge of the City Civil Court and Compulsory Acquisition orders became operative in respect of these properties also. The Government of Bombay by their notifications in the Bombay Government Gazette, Extra-ordinary, dated the 19th September 1957 and 25th February 1958 directed the Special Land Acquisition Officer Bombay to start acquisition proceedings for handing over the possession of the properties in the two clearance areas to the Corporation under Section 354S(4) of the Bombay Municipal Corporation Act. The Special Land Acquisition Officer has started proceedings for acquisition of these properties and possession of 25 properties has been handedover to the Municipality upto 31st March 1958. The possession of the remaining properties is expected to be secured in the next two months. Action for evacuation of the buildings given in Municipal possession and demolishing the same was in progress. Bonafide residents of these buildings were provided alternative accommodation in the Municipal Transit Camps.

21. During the year under report, a comprehensive programme of Slum Clearance costing Rs. 159 lakhs proposed for execution during the 2nd Five Year Plan period under the Government of India's Subsidised Slum Clearance Scheme providing for the construction of 2342 tenements at 9 sites in the City and Suburbs was finalised and submitted to the Government of India through the State Government for their sanction and making necessary provisions for grants of loan and subsidies. The tenements will be constructed at the places mentioned below under the Scheme :—

Name of the Site.	No. of tenements proposed to be constructed.
(i) Tenements on cleared site in 4 Sectors of Kamathipura B, G, K and M	280
(ii) Tenements on cleared site in C.S. No. 119 of Kamathipura	76
(iii) Tenements on cleared site on part of ex-Milch Cattle stable site at Haines Road	112
(iv) Tenements on cleared site at ex-Milch cattle stable site at Arthur Road	208
(v) Tenements on cleared site on part of existing Slum site at Haines Road Patra Chawls	496
(vi) Tenements on cleared site at Body Guard Lines at Mahalaxmi	304
(vii) Tenements on cleared site at Matunga Labour Camp, Dharavi	512
(viii) Tenements on cleared site at Sion Village	144
(ix) Tenements on cleared site at Match factory Lane at Kurla	210
Total	2,342

22. This programme was approved by the Corporation under their Resolution No. 1479, dated the 23rd January 1958. Under the Government of India's subsidised Slum Clearance Scheme the ceiling cost for tenements has been fixed at Rs. 6,000 per tenement and on this basis the cost of 2,342 tenements works out to Rs. 1,40.52 lakhs. The estimated cost of the programme including supervision charges, however works out to about 159 lakhs. The financial assistance to be received from the central and State Government for the execution of this programme, is in the shape of Loan to the extent of 50 per cent. of the cost of tenements and as subsidy 25 per cent. from the Central Government and 12½ per cent. subsidy from the State Government. The balance 12½ per cent. is to be provided by the Corporation as subsidy. The excess in the actual cost of construction over Rs. 6,000 per tenement is also to be borne by the Corporation. The programme has been by the Central Government and first instalment of loan of Rs. 9,50,997 towards the cost of acquisition of sites mentioned at Item Nos. III and IV above has been received from the Central Government. Further information regarding construction of tenements proposed to be executed under the Slum Clearance Scheme and the transit accommodation is given under the head II.—Construction Branch, (ii) Municipal Housing, in this report.

23. Tenders for the work of improving the existing sewerage arrangement in the Kamathipura area were received during the year and sanction of the Standing Committee for acceptance of tender was applied for.

Survey of Old Buildings in the City.

24. The survey of old buildings in the City undertaken in the previous year was completed by the end of December 1957. About 24,376 buildings and 4,539 huts were inspected during the survey. According to this survey, 144 slum areas have been located in the different parts of the City and have been demarcated on separate plans. A comprehensive report embodying the various details of the statistical data and information collected during the year was being finalised for submitting to the Corporation. More detailed report of this work is incorporated under the report of the Buildings Branch (para. No. 138) p. 19.

D.—MASTER PLAN AND ITS IMPLEMENTATION.

25. (i) The total expenditure booked for the preparation of the Master Plan from its commencement in January 1947 upto the period ending 31st March 1958, amounted to Rs. 2,66,168. A proposal for revising the Master Plan at a cost of Rs. 80,000 has been approved by the Government the cost being met from savings in the original scheme. The work of revision of the Master Plan was accordingly taken in hand this year and was in progress by the end of the year.

(ii) During the year a Scheme for establishment of Industrial Estates at Bapty Road, Chembur-Kurla, Nari Seva Sadan opposite Bombay Agra Road and Halpade, Kurla was approved. The Central Government have sanctioned a loan of Rs. 13 lacs for the Scheme at Bapty Road under which it is proposed to construct a building of ground and three upper floors consisting of 125 units.

Reclamation of low lying land at Dharavi.

26. On detailed scrutiny of the report from Messrs. Nedeco, who had surveyed the Mahim Creek Area, a pilot Project for reclaiming about 165 acres in the Dharavi West Area, based on the findings of the report, was being proposed as a first step. This project would include arrangements for the closure of the Mahim Causeway during the dry season by means of stop logs. This will enable us to find out the extent of the up-stream of the Mahim Causeway which could remain dry by preventing the sea water from coming into the creek. It will also help in investigating whether the Causeway is water-tight or not. The report is being submitted to the Corporation for administrative approval.

II.—CONSTRUCTION BRANCH.

27. This Branch is in charge of an Assistant Engineer 1st Grade who looks after the execution of all major construction works debitable to Loan Funds Under Budgets 'A', 'B' and 'E' (City Section) and other special funds if provided. Total amount provided in the Budget for this purpose was Rs. 373 lakhs. In addition to this an amount of Rs. 15 lakhs was appropriated from the Surplus Cash Balance during the year for financing the Capital Works such as (i) Construction of four storeyed Building No. 3 with a basement at Municipal General Hospital, Sion and (ii) Construction of Globe Mill passage, between Delisle Road and Drainage Chennel, in sheet asphalt. The expenditure incurred during the year under review on the Construction of (i) Administrative buildings (ii) school buildings, (iii) Markets, (iv) Hospitals and Maternity Homes, (v) S. W. Drains, Sewers, Sewage pumping stations and purification works amounted to (i) Rs. 11,37,652 (ii) Rs. 26,18,248, (iii) Rs. 30,364, (iv) Rs. 23,88,772, (v) Rs. 20,53,628 = (Total Rs. 82,38,654) respectively.

A.—BUILDING CONSTRUCTION.

28. Works estimated to cost Rs. 1,45,16,257 were in progress and the expenditure booked against them amounted to Rs. 63,51,207. Amongst the works which were in progress during the previous year and completed during the year under report, the major ones were (i) Extension of Municipal Head Office building at Cruickshank Road, (ii) Convalescent Home with staff quarters, opp. Tata Memorial Hospital, Parel, (iii) Clinic and Maternity Home on Plot Nos. 185 and 189 in Naigaum Estate, Scheme Nol 60, (iv) Two School buildings on two sites at Victoria Bunder Road, Colaba. The work on the new building for the Topiwala National Medical College started during the previous year was further continued during the year.

29. Amongst the new works started during the year which were either completed or in progress, the major ones were (i) K. E. M. Hospital, (a) Extension of the Orthopaedic Theatre on the ground floor, (b) New Gynaecological Ward on the first floor and an extra ward over the Gynaecological ward for female surgical patients (c) Additional floors over the Registration Block and Out-patient Department for full time department of medicine and surgery, (ii) Municipal General Hospital Sion—(a) Three additional floors over Building No. 1, (b) Building No. 2 consisting of basement, ground and three upper floors. (iii) School building on Plot No. 2 and 3 near Mahalaxmi Over Bridge.

Appendix B-1 gives a list of works which were completed or were in progress or in respect of which tenders were invited.

30. Tenders for the work of construction of four storeyed building at Bapty Road to be used as an "Industrial Estate" were invited and the work is likely to be started early in October 1958 when the site is expected to be cleared of all obstructions.

31. Contracts for Construction of school building on Plot No. 66 (South) in Sewri-Wadala Estate and extension of Municipal Printing Press at Carnac Bridge were awarded during the year under report, but the works could not be started due to non availability of vacant possession of the site. The work of extension to the Walpakhadi Municipal School building at Mazagaon was taken in hand departmentally and completed during the year under report well within the estimated cost of the work.

32. With a view to providing bathing facilities to the people including foot-path dwellers in congested localities, Corporation have approved the construction of public baths of type unit at (i) junction of Albert Road and Chorapdeo Road, (ii) Junction of Delisle Road and Carrol Road, (iii) Low Level Artur Road by the side of Eastern approach of Arthur Road Bridge, (iv) Junction of Connaught Road and Chorapdeo Road and (v) Junction of Ferguson Road and Delisle Road Bridge. A tender covering the first three sites was invited and recommended for acceptance to the Standing Committee by the close of the year.

33. As regards the construction of public urinals, the sites for eight urinals were finalised but the work orders could not be placed with the Petty Works Contractors during the year due to administrative difficulties. The works are now proposed to be carried out during the next year.

B.—SEWERS, PUMPING STATIONS AND PURIFICATION WORKS.

(a) Love Grove Purification Works.

34. About 90 million gallons of dry weather flow of sewage per day from the southern and central parts of the City is at present discharged into the sea at Love Grove without treatment. This method of disposal by dilution is not satisfactory as the conditions prevailing at Love Grove are unsuitable for effective dilution owing to insufficient depth of water, unfavourable tidal currents, lack of proper oxygen balance etc. To remedy this situation the Corporation under their Resolution No. 855, dated the 18th November 1954 sanctioned a scheme, estimated to cost Rs. 1,20,07,838 for giving primary treatment to 60 million gallons per day of dry weather flow of sewage. The scheme is divided into two stages, the first of which envisages treatment to a sewage flow of 30 million gallons per day. Most of the works under the first stage (vide Appendix B-2) which were commenced on 27th October 1955 were completed at a cost of Rs. 36,94,076 during the course of the year. About 0.5 to 0.6 million cubic ft. of sludge gas is expected to be produced in the first stage. It is proposed to construct a gas holder during the next year and proposals for laying gas mains will be pursued if the Bombay Gas Co. is unable to undertake distribution of the gas.

(b) Remodelling the Colaba Sewerage Scheme.

35. The whole of the Colaba area starting from the Wellington fountain upto Light's Prong House is sewerd on the "Ejector System". Under this system, sewage received into the ejectors is lifted with the help of compressed air into high level gravitation sewers through the rising mains. At present Colaba ejector system ultimately discharges the sewage into the balancing chamber at Wellington Fountain from where it gravitates to the Love Grove Pumping Station.

36. The efficiency of the ejector compressor system is low, not more than 15 per cent. to 18 per cent. as against 70 per cent. to 80 per cent. obtained by modern pumping equipment. Further the capacities of the existing ejectors which were installed years back are found inadequate to cope with the present peak load flow of sewage and as a result the sewers remain surcharged for a greater part of the day. In order to give relief to the sewers we have been compelled to provide overflow connections from sewers to storm water drains and thus the untreated sewage finds its way to the sea through storm water drains giving rise to considerable nuisance.

37. The present sewerage system at Colaba is thus overtaxed giving rise to numerous complaints about insanitary conditions. With a view to remodelling the system, the Corporation under their Resolution No. 384, dated the 14th September 1956 approved a scheme estimated to cost Rs. 41,76,752, which was subsequently revised to Rs. 57,39,300 under Corporation Resolution No. 1650, dated the 11th February 1958. A beginning on the scheme was made by taking in hand the following works during the latter part of the year.

	Amount.
	Rs.
(i) Providing and laying 12'-15" pipe sewer from the proposed head manhole near Robert Road Ejector to the Pumping Station ...	2,83,829
(ii) Providing and laying 9'-12"-15"-18"-24"-36" pipe sewers for the proposed buildings of the Tata Institute of Fundamental Research ...	4,96,131
(iii) Construction of a sewage pumping station at Afghan Church including ancillary works ...	5,56,191
(iv) Construction of a sewage treatment plant including ancillary works, construction of a seawall etc. ...	34,66,368
	48,02,519

38. The progress of the above works during the year under review was as follows:—

Re: (i) About 40 per cent. of the work of the Robert Road Sewer was carried out and the rest was expected to be completed before the advent of the monsoon.

Re: (ii) A beginning was just made and the work was expected to be completed in 1959-60.

Re: (iii) About 20 per cent. of the work was carried out.

Re: (iv) About one third of the work of the sea wall was completed. Most of the work was expected to be completed before the advent of the ensuing monsoon. The work of construction of a sewage treatment plant was expected to be taken in hand during the next fair season.

(c) Dadar Purification Works.

39. Under Corporation Resolution No. 2078, dated the 29th March 1957, the Corporation have approved of plans and estimates for the work of providing a digestion tank, a gas holder a primary clarifier, gas control rooms etc., at the Dadar Sewage Treatment Plant at a cost of Rs. 9,40,917 for improving the working of the plants. These works were likely to be taken in hand during the next year.

(d) Dharavi Purification Works.

40. Under Corporation Resolution No. 508, dated the 8th August 1957, Corporation had sanctioned the certain additional works at an estimated cost of Rs. 16,46,388 to ensure partial treatment of 10 million gallons per day of sewage and complete treatment of 5 million gallons per day in an efficient manner so as to produce an effluent which will not give rise to any nuisance in the vicinity of the plant.

Details of sanctioned schemes to be carried out at Dadar and Dharavi Purification Works are mentioned under Appendix B-3.

(e) General.

41. The Scheme for improving the sewage system of the City as approved by the Corporation under their Resolution No. 492, dated the 5th August 1948 was being gradually implemented. The works of laying (i) 33" pipe sewer in Globe Mill Passage, and (ii) 6'-0" x 9'-0" concrete ovoid sewer in Tardeo area which has been in progress during the year were completed during the year under review. The works of laying (i) 9'-15"-21"-27" pipe sewer in Shaikh Memon Street junction 1st Ganeshwadi to junction Kalbdevi Road, (ii) 24"-30" Hume Pipe Sewer in Shaikh Memon Street, Carnac Road from the junction of Princess Street to the junction of Palton Road were in progress during the year.

42. The scheme for Improvement of sewerage facilities at Warden Road, Nepean sea Road etc. as approved by the Corporation under their Resolution No. 588, dated the 11th August 1947 was also being implemented. The work of laying of 27" dia. Sewer C-D in Warden Road from the Pumping Station to the head manhole of 42" Circular sewer in Clerk Road was in progress, and tenders for the work of construction of (i) Sewer B-C from Nepean Sea Road to Bomanji Petit Road (1760' long) and (ii) Sewer A-C (1204' long) from Bomanji Petit Road to the Pumping Station were invited during the year under report.

C.—STORM WATER DRAINS.**(a) Storm Water Drains.**

43. The works of providing (i) storm water drains in Tulsi Pipe Land between Fergusson Road and Haines Road, (ii) 48" dia. storm water drain in Lamington Cross Road, were in progress during the year. The work of laying storm water drains each 100' long in road just opposite the Dadar Police Station was started and completed during the year. The expenditure booked on the above works amounted to Rs. 26,108

44. With a view to abating the nuisance of flooding during the monsoon, especially in lowlying areas of Grant Road and Love Grove (Worli) a scheme costing Rs. 25.75 lacs was approved by the Corporation last year. Steps were being taken for its implementation from a part provision of Rs. 2 lacs provided in the Loan Works Budget 'A'

(b) Covering Open Storm Water Channels in the City.

45. The works of (i) Constructing 6'-0" x 6'-0" dhapa drain with Reinforced Cement Concrete Slab in lieu of the open channel for a length of 1850' behind Arthur Road Prison and (ii) Constructing treble-barrelled Reinforced Cement Concrete dhapa drain 12' x 9' for a length of 2236' between Clarke Road and Ballasis Road Pipe Depot (part) was completed. Tenders for the remaining work of 1166' of drain of the same size were invited.

46. The works of (i) covering the open channel drain from Goble Mill Passage to the confluence of the two channels near Century Mills, and (ii) Closing the open storm water drain between Worli Road and Cleveland Bunder Sluice Gates were in progress.

D.—CONSTRUCTION OF ROADS, FOOTPATHS AND BYE-LANES**(a) Roads.**

47. Due to the acute shortage of cement, it was decided to treat the surfaces of roads with asphaltic concrete or by semi-grouting process. The work of permanent construction of half width of Tulsi Pipe Line Road between Delisle Road and Fergusson Road for a length of 2650' which was started during the previous year was completed during the year under report.

48. The works of (i) permanent construction of Globe Mill Passage between Delisle Road and the Drainage Channel in sheet asphalt, (ii) Semi-grouting the private street off Haines Road, (iii) permanent construction of Dadar gully in Mah'm Town Planning Scheme No. 4 including provision of footpaths, Storm Water Drainage and Sewerage arrangements, were in progress.

49. The works of treating with 3" asphaltic concrete surfaces of 27 roads and two junctions which were entrusted to the Contractors in the previous year were either in progress or completed during the year under report. A list of such roads and junctions is given in Appendix B-4.

(b) Footpaths.

50. The work of providing 5' wide footpath along Gibbs Road was sanctioned to be carried out departmentally.

(c) Bye-lanes.

51. The work of permanent construction of 26 bye-lanes estimated to cost Rs. 1,84,816 were either completed or in progress at the close of the year, and the expenditure incurred amounted to Rs. 38,549. Appendices B-5 and B-6 give respectively details of sewers, drains, roads, foot-paths and other works carried out (a) departmentally and (b) by contract by the Construction Branch during the year.

E.—TRAFFIC AMENITIES.

52. (i) Important intersections of roads where traffic, channelising and refuse islands have been provided since the inception of the Scheme in the City totalled 118. Out of these, nine were constructed during the year under report and the work of permanent construction of two was in progress during the year.

(ii) Due to the increased flow of vehicular traffic during the year, it was found necessary to remodel some of the existing traffic and channelising islands. Proposals for remodelling some of the existing traffic islands at Seven intersections and construction of new traffic and channelising islands at 3 intersections in the City which were recommended by the Traffic Advisory Committee were submitted for the approval of the Works Committee.

(iii) The work of improving the traffic conditions at the junction of Hughes Road, Pedder Road and Gowalia Tank Road (East and West) was completed thereby relieving congestion at Kemp's Corner to some extent. Government's share of cost in this connection was awaited.

(iv) Tenders for constructing Sion Circle including channelising island were invited during the year

F.—MISCELLANEOUS.

53. (i) Due to heavy action of sea waves in Mah'm Bay, the storm water outfall No. 4 had partially collapsed and its reconstruction which was started during the previous year was completed during the year under report.

(ii) The work of laying 9" pipe sewer in the compound of Victoria Gardens for draining various cages of animals was nearing completion.

(iii) The work of providing 18' wide and 1700' long water bound road and the parapet wall at the new Pumping Station at Love Grove which was started during the previous year was nearing completion.

(iv) The work of providing compound wall and gates around Dadar Purification Works was in progress.

(v) The work of interconnecting the existing sewers to Matunga Pumping Station, which was held in abeyance due to some defects in III penstock, was started by contract at the close of the year.

(vi) The work of waterproofing the walls and floors and providing Venetian Mosaictiles etc., at Mahatma Gandhi Olympic Swimming Pool at Shivaji Park was completed.

(vii) The work on the 2350' long sea wall at Worli was completed with the construction of the remaining 775' length during the year under report.

(viii) Part work of cutting high lands at Sion, Scheme No. 6, was carried out by contract, the remaining work having been stopped on account of erection of buildings in the vicinity.

(ix) The work of cutting high lands between Road No. 43 and Jerbai Wadia Road, Scheme No. 57, was in progress.

(x) The work of cutting Worli Hill, Scheme No. 58, in respect of Section A, B, D1 and D2 was completed. The work on Section C was in progress and tenders were invited in respect of Section D3 and D4.

(xi) The works of construction of various roads, drains and sewer in Ex-Trust Schemes, under Loan Works Budget 'B' were completed or were in progress during the year. The details of the works, which were undertaken either by (a) contract or (b) departmentally, are given in Appendices B-7 and B-8 respectively.

G.—PRIVATE MAJOR WORKS

54. The work of diversion of S. W. drain, sewer and construction of road, etc., in connection with the remodelling of Churchgate Railway Station which was started by contract in the previous year was still in progress during the year. The progress of the work was hampered due to obstructions such as utility services, compound wall etc. The cost of the work was met from the deposit of Rs. 3,24,187 paid by the Western Railways.

H.—MUNICIPAL HOUSING.

55. One of the major difficulties in the implementation of the scheme of constructing 4,000 tenements annually as approved by the Corporation under their Resolution No. 1012, dated 19th October 1956 was with regard to the availability of cement and steel. During the year under report, though the supply of cement was mostly satisfactory, position of steel continued to be precarious. A representation was made to the Central Government through the State Government for sanctioning a special 'Ad hoc' quota of cement and steel for Housing Works as was allowed by them in the past for Vasterna Scheme Works. There was, however, no favourable reply to this representation with the result that the number of tenements actually constructed was far too short of the target.

56. During the year an experiment for constructing houses with bamboo concrete of the Johnstone-patented type was undertaken. 48 tenements of this type were under construction at Kurla, the Patentee himself having been given the contract for the work. The progress on work was, however, not satisfactory, and hence at this stage no idea could be framed about the suitability of these houses for residential purposes and also whether these would be structurally strong and the bamboos would withstand the termite attack etc. Some investigations were being made with regard to the possibility of manufacture of hollow bricks which could be used for walls as well as for floors.

57. During the year alternative rates were called from the tenderers for use of lime in brick masonry and in plaster (to walls inside) in some of the housing projects. It was observed that many of the contractors quoted identical rates while some quoted even higher rates for the alternative in lime. The main difficulty in this regard was the non-availability of suitable lime in the vicinity of Bombay. Lime was to be brought from a long distance which involved transport difficulties. Besides, machinery for mixing mortar, at site was not available owing to the import restriction. Fortunately, the supply position of cement in the meantime much improved and it was therefore not considered advisable to ask for alternative quotation with use of lime in building works.

58. A beginning was made this year for constructing housing under the subsidised slum clearance schemes of the Central Government, details of which are given under proper head elsewhere. Appendix B9 shows the total number of tenements constructed upto last year under the four categories of Municipal Housing, viz., (i) Housing for the essential Municipal staff; (ii) Housing for the Municipal Staff in general; (iii) Public Housing, and Housing for the low-income group and (iv) Housing provided under the Slum Clearance Scheme. The total number of tenements constructed upto last year was 2,955 and a 351 bed dormitory. Appendix B10 shows the position regarding the Housing works during the year under report and gives the details in respect of (i) 1,032 tenements which were completed, (ii) 792 tenements which were under construction in different stages and (iii) 364 tenements contract in respect of which were awarded and were ready for execution, (iv) 112 tenements in respect of which tenders were either invited or were being invited at the close of the year. The total expenditure on housing works during the year was Rs. 36,16,099.

59. The major housing schemes completed and undertaken were as follows:—

(i) Dormitory at Naigaum.—200 beds.—Temporarily this dormitory was utilised for hostel purposes of the Gordhandas Sunderdas Medical College.

(ii) Slum Clearance at Dharavi area.—A beginning was made for clearing the slums in this area which is a Municipal property. 120 tenements were under construction.

(iii) *Municipal stall housing.*—Work on the construction of 64 three room and 80 two-room blocks at Gilder Lane, and 72 tenements at Elphinstone Road was completed. Work on the construction of 32 two-room blocks and 48 two-room tenements was in progress.

(iv) *Public housings.*—120 tenements at Sewri Wadala were completed and additional 272 tenements at the sites were under construction. The work on 112 tenements at Azad Nagar was also in progress.

In all the new housing construction undertaken during the year the standard of accommodation was two-room self contained tenements. Various designs for this construction were considered.

Acquisition of land.

Acquisition of land for housing was confined mainly to the Suburbs for obvious reasons. Land to the extent of about 130 acres in Gowandi, Chembur and Khar was being acquired.

III.—Maintenance of Buildings and Roads.

60. This Branch is entrusted with the repairs and maintenance works in respect of (i) Municipal and Ex-Trust properties including acquired properties, (ii) roads, footpaths, renewal of roads surfaces and footpaths, reinstatement of trenches and other contingent works and (iii) works such as road watering, providing and maintaining street name-boards, upkeep of public monuments, preventing or permitting occupation of roads and footpaths, and similar other administrative works. The work of supervision of Asphalt plants and Crushers, construction of asphalt roads and footpaths is also entrusted to this Branch. Other matters looked after by this Branch are street lighting, traffic problems and amenities and the works in connection with private streets and their improvement. The Branch is in charge of an Assistant Engineer 1st Grade. As a part of the reorganization scheme the existing four administrative divisions (each under an Assistant Engineer who supervised maintenance of roads, footpaths and Municipal buildings) were regrouped into five to facilitate better supervision and working.

A.—Municipal and Ex-Trust Properties.

61. The total number of buildings and other properties in charge of this Section was 3263 as against 3212 in the previous year. 83 properties were added during the year and 32 properties were demolished.

62. The work of maintenance can be classified under three major heads, (i) normal repairs, (ii) special repairs and (iii) new works. Normal repairs include works of monsoon repairs such as fixing bamboo mats dammering, tile turning, white washing, colour washing, etc. The works that are likely to increase the life of the Building or structures fall under the category of "Special repairs". The works of additions and alterations to the Buildings and also those for providing additional amenities fall under the category of "New Works." Appendices C-1 and C-2 show the works carried out during the year under "Special repairs" and "New works" respectively. The works mentioned above were carried out partly by contract and partly departmentally.

63. For purposes of contract works, the City was divided in two divisions. One comprising of A, B, C, D and E Wards including the Sanitary Institute at Princess Street, and the other comprising of F and G Wards including Leprosy Home at Matunga. Contracts for these two divisions were entrusted to one Contractor whose rates happened to be lowest for both the divisions.

64. Repairs to school buildings under Budget 'E' were also carried out by the Maintenance Branch, and the total expenditure incurred on this item amounted to Rs. 13,640. Details as regards budget provisions the expenditure booked under different heads in Revenue Budgets 'A' and 'B' are shown in Appendix C3. Of the total expenditure, works to the extent of Rs. 9,70,126 were carried out departmentally and of Rs. 6,23,555 through outside agencies.

65. In addition to the above, the works of oil-painting colour washing and white washing the Municipal properties were carried out from the provision of Rs. 75,000 for such works.

66. 336 work orders amounting to Rs. 12,23,990 were issued to the Petty Works Contractors of both the Divisions.

67. The work of structural repairs by gunite treatment to Agripada Chawl No. 21 was completed and that of Imamwada Chawls was in progress.

68. The work of oil painting the wood work of ex-Trust chawls at Mazagaon, Bellasis Road (Chawl Nos. 5 to 19), Imamwada Chawls (Nos. 1 and 3) and Agripada Chawls (Nos. 5 to 16) was nearing completion and that of chawls at Imamwada (Nos. 2' 4 to 7), Chinchbunder (Nos. 1, 2 and 3), Platon Road (Nos. 1, 2 and 3), 3 room tenements and 2 room tenements at Matunga Sydenham Road chawls and Agripada chawls (Nos. 1 to 4) was in progress.

69. The works of substituting gun metal flush valves in place of flushing tanks from which parts are being pilfered in chawls at Mazagaon (Chawls Nos. 6 to 16) and Bellasis Road (Nos. 5 to 19) were completed and those at Mominpura chawls and Clerke Road Chawls were in progress.

70. The work of providing separate watertaps in each room of Mazagaon Chawl Nos. 1 to 15 and Nagpada Chawl Nos. 17, 18 and 19 was entrusted to Water Works Department and the same was in progress.

71. 2043 estimates amounting to Rs. 44,38,111 for various works were prepared during the year.

'B'—Roads and Footpaths

72. The total length of roads in the City at the close of the year was 277.086 miles as against 274.716 miles at the beginning of the year. The classification of roads and footpaths showing the mileage and areas to be maintained and the expenditure incurred in maintaining the different types of roads and footpath is given in Appendix 'C' 4.

Roads of permanent construction—Renewal of surfaces.

73. The total area of road surfaces renewed departmentally during the year with 3" sheet asphalt was 18,678 sq. yd. at a total cost of Rs. 2,01,044 as shown in Appendix 'C' 5.

74. An amount of Rs. 3,17,679 was spent on repairs to potholes on carriageways. General, overhead and miscellaneous charges (which included charges for bringing stores, removal of encroachment and such other miscellaneous charges which could not be included in the expenditure directly incurred on the road repairs) amounted to Rs. 2,59,002, Rs. 1,77,029 and Rs. 1,21,995 respectively. The percentage of these charges including establishment over the direct expenditure on road repairs and departmental and private works carried out by the Road Maintenance Branch worked out to about 17.19 as against 17.42 during the previous year.

75. The work of maintenance of the roads and footpaths was generally satisfactory throughout the year. An aggregate area of 4,12,087 sq. yds. of different types of the road surfaces was improved either departmentally or by contract during the year as detailed below :—

Mode of Improvement					Sq. Yds.
(1) Sheet Asphalt	1,11,535
(2) Chips coat on Asphalt Roads	15,6,641
(3) Semi-grouting	36,909
(4) Surface dressing	1,13,002
					4,12,089

76. An amount of Rs. 1,60,550 was paid to the Bombay Port Trust for cleaning and repairing Port Trust Wharves and Roads as in the past.

77. The work of asphaltting footpaths approved by the Corporation under their Resolution No. 985 dated the 25th January 1951 was continued during the year, and the footpaths of 34 roads covering an area of 40,853 sq. yds. were asphalted at a cost of Rs. 1,07,534. Details are shown in Appendix 'C' 6.

C—Miscellaneous works in connection with Roads and Footpaths

78. (i) *Road Watering*.—Water bound roads and Kutcha footpaths comprising a total area of 7400 sq. yds. were watered at suitable intervals during the dry season and the expenditure incurred thereon amounted to Rs. 248.

(ii) *New roads and footpaths*.—The following private streets were taken over for maintenance during the year :—

(a) Private street, off Bhawanishankar Road.

(b) Private Street, off Sakharam Keer Road.

(c) Private Street, off Shankarrao Pupala Road.

(d) Government Passage, known as Dabholkar Passage off Parel Tank Road,

(iii) *Street name-boards*.—Total expenditure incurred on repairing and maintaining the existing name-boards amounted to Rs. 5,945.

(iv) *Maintenance of public monuments*.—All the statues were periodically cleaned and maintained in good condition at a total cost of Rs. 3,990.

(v) *Pedestrians guard railings*.—10,985 R. ft. of guard railings were maintained during the year.

(vi) *Widening of roads consequent upon acquisition of setbacks*.—The cost of adding to roads the set backs lands inclusive of the cost of incidental works such as shifting tram-poles, electric cables gas or electric lamp water entrances etc., amounted to Rs. 82,161. The total area thus added to the road during the year was 4294 sq. yds.

(vii) *Private and Departmental Works*.—650 works were carried out for various private parties at a total cost of Rs. 3,14,253 and 857 works were carried out for other Municipal departments at a total cost of Rs. 10,25,007.

(viii) 935 benches on roads and footpaths were maintained.

D—Roads Rollers

79. During the year there were 52 road rollers on the register. Out of which 2 were petrol-driven, 33 Diesel driven and 17 steam driven including 5 Tandem Diesel, one three wheeler and one Tandem Steam Roller of Asphalt Plant and one Diesel Roller of Vaitarna-cum-Tansa Scheme. The details of the Road Rollers are given below in the appendix marked C-7. Three wheeler steam road roller Nos. 8/10 tons, 22/12-1/2 tons and petrol road roller No. 12½ tons were proposed to be scrapped as they had passed their useful life and the offers received for these rollers were recommended for acceptance.

E.—Permits.

(i) *Opening of roads and footpaths*.—During the year 86 permits were issued for excavation in roads and footpaths. The cost of reinstatement of the disturbed surface was charged to the respective permit holders. The trenches were repaired at a total cost of Rs. 11,13,918 which was borne by the parties concerned. The

amount of road opening fees recovered was 1726. Appendix C-8 shows the departments or other concerns responsible for such openings, and also furnishes details regarding length and areas of the trenches restored.

(ii) *Occupation of roads and footpaths.*—Action under Section 322 (b) of the Bombay Municipal Corporation Act was taken to prevent unauthorised occupation of roads by dumping building materials. 313 notices were served for contravening the provisions of the Act.

81. Fees were recovered for the use of roads for stacking building materials and putting up scaffoldings. The total receipts under this head amounted to Rs. 27,335.58 for 608 permits.

82. Ground rent recovered on account of (i) temporary lettings of road side lands, footpaths and awnings, (ii) erection of petrol tanks, pumps and (iii) other occupations for miscellaneous purposes amounted to Rs. 53,563.71. Besides, 408 permits were issued for occupation of roads for erecting mandaps, placing chairs, benches, etc and the amount realised therefrom was Rs. 15,918.50.

83. Permission for retaining 23 tram shelters and 347 bus shelters on roads and footpaths was continued.

F.—Tramways

84. The lengths of double tram tracks and single tram tracks removed from the roads during the year by the B.E.S. & T. Undertaking were 0.109 miles and 0.196 miles respectively.

85. The total length of double tram tracks in the City was 26.26 miles and that of single tram track was 2.59 miles at the close of the year. (These figures include 7.98 miles of double and single tram tracks from which tram service was withdrawn but the rails were not removed from the road).

G—Public Street Lighting

86. The streets of the City were lighted with gas and electric lamps during the year under report. The total number of lamps in the City at the end of the year was 12,447 which exceeded the corresponding figures of the previous year by 99. The details of the different types of lamps are shown as below:—

Gas Lamps

Hexagonal	Bombay	Littleton	Rochester	Suggs	Traffic Directional	Total
1,663	31	5,785	238	141	111	7,969

Electric Lamps

Tungston Filament lamps	Mercury Vapour lamps	Fluorescent.	Total
2,565	1,870	43	4,478
Grand total of gas and electric lamps			12,447

In addition to these lamps 15 Policeman's spotlights, and 12 lamps on Railway footover bridges at Chawpatty, Byculla and Dadar were maintained by this Department.

87. The candle power of the gas lamps varied from 70 to 1,200 and that of electric lamps from 25 to 1523. Some of the ordinary pressure gas lamps of high power, which were uneconomical for maintenance, were removed and were replaced by electric lights. The following statement shows the total candle power of the lamps, energy consumed and the expenditure incurred on account of the maintenance etc. On an average 5,53,568 cubic feet of gas and 8,720 Killo Watt units of electricity were consumed per day as against 5,70,570 cubic feet of gas and 8,595 Killo Watt Units of electricity per day during the previous year.

Kind of Lighting	Candle Power	Total consumption during the year.	Expenditure for lighting:
Gas	17,60,520	20,38,77,630 Cft.	Rs. 13,65,410
Electric	15,04,534	31,83,008 K. W. H.	Rs. 10,03,775

An additional expenditure of Rs. 1,99,438 was incurred on the following items:—

	Rs.
(i) Erection of new lamps	13,124
(ii) Repairs and maintenance	1,33,440
(iii) Works of improvement in street lighting	52,874

88. An amount of Rs. 43,680 was paid to the Bombay Port Trust as in the previous year on account of lighting of wharves and roads in their charge by adjustment against the amount due from them in respect of General Tax for the year under report.

89. The works of lighting and maintaining the street lamps were done through Messrs. The Bombay Gas Co. Ltd. for gas lights and the Bombay Electric Supply and Transport Undertaking for electric lights.

90. The statues of the late Sir Pherozshah Mehta at Bori Bunder and the late Shri Vithalbhaji Patel and Lokmanya Tilak at Chowpatty were flood lit with Electric lights through the year.

91. Since 1954-55, "All-in-Hire" Scheme for mercury vapour and fluorescent electric lamps has been introduced. The roads lighted under this Scheme during the year are shown in Appendix C-9. During the year under report the lighting of the roads mentioned in Appendix C-10 was improved and new lighting arrangement was provided at places on the roads listed in Appendix C-11.

H.—Traffic

92. The main works attended to by this Section are:—

- (i) Designs of channelisation, rotaries and refuge islands.
- (ii) Obtaining traffic volume counts for determining the various movements of the traffic.
- (iii) Providing pedestrian crossings both temporary and permanent.
- (iv) Traffic studies in connection with the installation of automatic traffic signals, subways, bridges, widening of roads etc.
- (v) Parking.

93. Works on following traffic and channelising islands approved by the Traffic Advisory Committee, were completed:—

- (i) Mahatma Gandhi Road junction 1st Marine Street.
- (ii) Sleater Road.
- (iii) Tokersey Jivraj Road junction King Edward Road.
- (iv) Tulsi Pipe Road junction Dadar Road.
- (v) Ghodbunder Road, Turner Road and Vithalbhaji Patel Road junction.
- (vi) Ghodbunder Road junction Hill Road.
- (vii) Lady Jamshedji Road junction Sitaladevi Temple Road.
- (viii) Pochkhanawalla Road junction Worli Road No. 10.
- (ix) Cadell Road junction Ranade Road.

The works of providing traffic and channelising islands at (i) Fergusson Road junction DeLisle Road and (ii) Gokhale Road junction Ash Lane were sanctioned.

Pedestrian crossing:—Pedestrian crossing central lines and parking stalls were demarcated on some of the main thoroughfares and in front of the schools etc. in consultation with the Police Department. In the year under report the pedestrian crossings in F and D wards were demarcated by stainless steel studs.

95. *Traffic signals*.—Quotations were invited for installation of traffic signals at the following important street intersections:—

- (i) Ibrahim Rahimtoola Road junction Sardar Vallabhbhai Patel Road.
- (ii) J. J. Hospital junction.
- (iii) Bellasis Road junction Lamington Road.
- (iv) Hughes Road junction Harvey Road.
- (v) Parel Chawl Road and Kala Chowky Road.
- (vi) Suparibaug Road junction Currey Road.
- (vii) Kemp's Corner.

96. *Subways*.—In the year under report two main projects were considered.

- (i) A vehicular under-pass under Queen's Road at Princess Street.
- (ii) Pedestrian subway at Bori Bunder.

Detailed traffic statistics were obtained in these cases and plans and estimates were prepared in the case of former and in the case of the latter, the same were under way.

97. *Bridges*.—(i) It has been observed that Kennedy Bridge connecting Tardeo Road (Nana Chowk to Opera House) was causing traffic congestion due to its narrowness. It was, therefore, proposed to widen it with footpaths on either side. At present there is a footpath on only one side. The proposal of widening it to carry 3 traffic lanes with two footpaths was therefore formulated. Plans and estimates were under preparation.

(ii) The proposal for widening the pedestrian foot-bridge at Mathew Road was also under preparation during the year under report.

(iii) The possibility of extending Railway Bridges at Charni Road and Marine Lines across Queen's Road to facilitate pedestrian traffic was being considered and negotiations were started with the Railway authorities to obtain their co-operation.

I.—Asphalt Plant and Crushers

98. (i) The Municipal hot mix Asphalt plant at Worli was in operation throughout the year except during the monsoon. The Pegson mixer was worked for preparing asphalt chips mixture and cold-mix material required for filling in pot-holes in the roads in the City and Suburbs. The labour for running the plant was engaged by contract.

(ii) The total area of 4,61,982 square yards of roads and footpaths was repaired and renewed during the year, as against 3,64,710 square yards repaired or renewed during the previous year. Road surfaces admeasuring 4,320 square yards were repaired with 3" sheet asphalt (*vide* Appendix C-12) in the City. Further Capital roads admeasuring 1,25,026 square yards were repaired by seal coat (*vide* Appendix C-13).

(iii) During the year road renewal work by 3" asphalt carpet admeasuring 92,857 square yards was carried out by contract as shown in Appendix C-14.

(iv) Footpaths covering an area of 40,853 square yards were asphalted with 1/2" to 3/4" seal coat as shown in Appendix C-6.

Hot Mix Asphalt Plant

99. (i) The Hot-mix plant worked for 188 days and remained closed for 111 days on account of rainy season and for 66 days on account of Sundays and holidays and breakdowns of the plant. The details of the work done by the hot-mix plant are given in Appendix C-15.

(ii) The rates adopted for booking the expenditure for different modes of construction were the same as in the previous year. The total expenditure for renewing the road surfaces, the cost of which was chargeable to different Budget heads amounted to Rs. 2,01,044 as shown in Appendix C-5.

(iii) An area 92,542 square yards was repaired by providing 3/4" asphalt premixed carpet on grouted roads as per the details appearing in Appendix C-16.

(iv) 2,678 tests as per the details appearing in appendix C-17 were carried out at the Asphalt plant laboratory on different asphalt mixes.

(v) An area admeasuring 58,099 square yards was treated with chips coat by contract as shown in Appendix C-18.

Crushers at Worli and Sewri

100. Of the four crushers at Worli and four crushers and a Granulator at Sewri on an average 2 crushers worked at each place. On account of heavy demand for metal and chips from different wards, second shift was run at Worli Crushers from May 1957 to June 1957, and from November 1957 to February 1958, and at Sewri Crushers from December 1957 to February 1958. During the period of 2nd shift on an average two crushers worked at each place. The total out-put of the Crushers during the year was 15,813 brass against 12,064 brass during the previous year. The work of crushing rubble stone at both the Crushers was carried out by departmental labour. The rubble at Worli Crushers was obtained through contract at Rs. 24 per brass and that at Sewri was obtained through contract at Rs. 23.44 per brass. Some rubble was also obtained departmentally through Construction Branch at both the Crushers. The total out-put of Crushers and the rates (including haulage charges) charged for the supply of metal of different sizes are given in Appendix C-19.

101. The value of stock in hand at the end of the year was Rs. 22,973 at Worli Crushers and Rs. 27,435 at Sewri Crushers. There was a nett loss and profit of Rs. 6,839 and Rs. 26,742 at the Worli Crushers and Sewri Crushers respectively.

J.—IMPROVEMENT OF PRIVATE STREETS IN THE CITY

102. (i) Out of 10 actions (8 under Section 305 and 2 under Section 377 (1-X) of the Bombay Municipal Corporation Act) reported to be in progress in previous year, 2 under Section 305 and 1 under Section 377 (1-A) were completed during the year. One new action (under Section 305) was taken in the year under report, thus bringing the total number of actions in progress to 8 at the end of the year.

(ii) In addition to the above-mentioned actions, 1 action of special nature was taken in hand during the year without resorting to Sections 305 or Sections 377 (1-A) of the Bombay Municipal Corporation Act. It was in respect of a 'private holding'. In this case it was agreed that if the frontagers deposited in advance the full improvement cost so as to satisfy requirements of Section 305 of the Bombay Municipal Corporation Act, it would be taken over by the Corporation and declared 'public'. Details of the action are given in Appendix C-20. Further progress as regards the two actions of special nature mentioned in the previous year's report is also shown in the said Appendix.

(iii) Information concerning private streets in respect of the items such as works completed or in progress work orders issued, streets declared 'public' and Demand Notices issued under Section 491 is given in Appendix C-21.

(iv) The civil suit action under Section 527 of the Act in respect of private street off Bhawani Shankar Road and referred to in the previous year's report was settled in the City Civil Court by granting assent to the compromise arrived at between the parties in suit.

(v) Amount declared as 'Improvement Expenses' under section 494 of the Municipal Act during the year under report is given in Appendix C-22.

(vi) Recoveries including interest and deposits made during the year under report from house owners in respect of works of improvement of streets etc. carried out in the past and proposed to be carried out amounted to Rs. 33,614.04 as against Rs. 18,937.69 for the previous year.

(vii) The Civil suits reported in the previous year's report, in respect of Bhaskar Bhau Oart and Nikad-wari Oart, were settled, and decrees for the full amounts obtained.

(viii) Three civil suits in Small Causes Court in respect of 'private' street known as Baker Lane, Off D'Lima Street, filed in the last year stood adjourned after several postponements at the close of the year.

(ix) 16 new cases were filed in criminal court under Section 471 of the Act during the year and all these cases stood adjourned at the close of the year after several postponements.

(x) The Government passage known as Dabholkar Passage off Parel Tank Road was taken over for maintenance from Government during the year.

(xi) During the year under report, no new sanction to file civil suits was obtained.

(xii) A general sanction of the Standing Committee was obtained under their Resolution No. 1098 dated the 4th September 1957 to charge interest at 9 per cent. per annum on unpaid Municipal dues, as required under Section 493 of the Act, for a period of 6 years only with effect from 1st January 1957. In this connection, an agreement on one and half rupee stamp paper from frontagers of private streets is to be taken as a safeguard against default as required under the Act.

IV.—MAINTENANCE OF DRAINS AND SEWERS

103. This Branch under Assistant Engineer 1st Grade is responsible for (i) cleansing and maintenance of all underground sewers, storm water drains and open channels, (ii) making street connections to sewers and storm water drains, and (iii) maintenance of sewage pumping stations, purification works, air-compressor stations and ejectors.

A.—MAINTENANCE AND CLEANSING.

104. (i) *Cleaning of sewers and drains.*—The Appendix D-1 gives the details of lengths of sewers and drains cleaned and the quantity of silt removed.

(ii) *Water courses, catch-pits, water entrances and street connections.*—All the water courses were cleaned and kept in good conditions and 322 tons of silt was removed. Catch-pits on pipe-sewers and ovoid sewers were also cleaned at regular intervals, the silt removed being about 3150 tons. Further, as a routine measure 14,159 water entrances, including perforated stoneware ones, were opened and cleaned before the monsoon and closed after the monsoon and 1,988 tons of silt was removed during the process of cleaning. Number of street connections cleaned during the year was 1,35,149 and the amount of silt removed was 1,310 tons.

(iii) *Vent shafts and sluices.*—All ventshafts on pipe sewers which number about 2,642 were maintained and kept in working order. 31 Sluices on sewers and storm water drains were operated and maintained.

(iv) *Storm water channels.*—The five main open storm water channels were cleaned at a total cost of Rs. 10,068 and 1895 tons of silt was removed. Open channel drains at Sind Sewa Samiti, Punjab refugee camp, Joglekar Wadi at Dharavi, were cleaned and maintained as an anti-malaria measure.

105. *Common house drains in private properties.*—The work of cleansing of house drains which was continued during the year, resulted in reducing the number of chokes. Special attention was paid to long lengths of common house gullies by attending to them regularly. This helped in keeping the house drains in working order in spite of the fact that some of the drains are very old, haphazard and without proper slope.

106. *Repairs and alterations.*—The work of repairs to 325 manholes, replacement of 117 gratings and renewal of 19 ventshafts was carried out.

107. *Biological installations at Banganga.*—This installation was kept in working order during the year under review by thoroughly cleansing the filter beds and carrying out necessary repairs at a cost of Rs. 3,809.

108. *Street connections.*—The work of giving street connections to the new and old buildings was continued and 124 street connections were granted to sewers and 44 to storm water drains.

109. *Departmental and Private works.*—Departmental and private works, costing Rs. 77,194 (Departmental Rs. 60,577 and private Rs. 16,617) were carried out at the cost of various departments and private parties.

110. *Floodings.*—No special staff was appointed during the dry time for attending to flooding in the low lying areas in the City, but the work was entrusted to the ward staff. During the night two existing emergency gangs were engaged for the work. This arrangement was found to be satisfactory and economical. The total rainfall as recorded at Babul Tank Office from 26th May 57 to 13th November 1957, was 58.69 inches.

111. *House drains.*—2,553 requisitions were issued against the house owners calling upon them to rectify the defects in the house drains fittings. The requisitions outstanding at the beginning of the year numbered 1,012, and those complied with during the year numbered 2,647, leaving a net balance of 918 outstanding at the end of the year. Appendix D-2 gives details of the notices issued by the Drainage Department classified according to the Sections of the Municipal Act. In 624 cases, where the requisitions were not complied with, prosecutions were launched and the fines inflicted totalled Rs. 3,949. Details of actions in this respect are given in Appendix D-3.

112. *Subvention scheme for conversion of privies into water-closets.*—This Scheme was deferred this year also in respect of such premises as were falling in the Town Planning Scheme of Mahim Woods.

113. *General comments.*—(i) The main difficulty in cleansing the sewers effectively is the surcharged conditions of the sewers. The installation of additional pumps of bigger capacity in recent years at the existing pumping stations and also the new pumping stations at Tulsi Pipe road and Globe Mill Passage have helped to abate the surcharged conditions to a great extent but consequent upon the increased water supply made available to the City the problem has again come up. However, with the installation of the proposed two additional pumps at Love Grove it is expected that the difficult situation will be surmounted.

(ii) In Colaba area, the surcharge problem which is due to insufficient capacity of the ejectors will be successfully solved only when the scheme for a separate outfall and purification works, which have already been taken in hand, materialises.

(iii) The other acute problem confronting this Branch was the cleansing of the common house gullies in Kumbharwada and in Nagpada areas. As the drains in these gullies are long and dilapidated, it was decided that the only effective and expedient measure was to shortcircuit and renovate the common house gullies at the cost of the owners. The work of one common house gully at Kumbharwada which was undertaken last year could not be completed on account of non-availability of materials. However, the required materials having

been procured the work, will be completed in the following year. Estimates for the work of providing common house gullies in Kamathipura were sanctioned and the work was taken in hand towards the end of the year. Work on one gully was completed. Orders were placed on Municipal contractors to carry out the works at Underia Street and Huzeria Street.

(iv) The progress in mechanizing the Drainage services was maintained. It was proposed to have more gully emitters for systematic cleansing of water gullies and septic tanks.

(v) The sale of concrete covers was continued. The Cast Iron outer frames required in their manufacture were obtained from the contractors as the Municipal Foundry has not been able to meet the increased demand.

(vi) Of the complaints received during the year as regards chokes and overflow of house drains many were due to thefts of covers over inspection and gully trap chambers. As an interim measure shahabad stone slabs were provided wherever necessary.

(vii) The work of cleansing, maintenance and improvements at Dharavi and Sion areas was intensively carried out. This work, being of the nature of an anti-malaria measure, was given a high priority. The Ex-trust drain at Dharavi was kept in a completely free flowing condition.

B.—SEWAGE PURIFICATION PLANTS

114. (1) Love Grove Purification Plant.

(i) Pumping Station old and new at Love Grove Pumping Station worked satisfactorily during the year except for the time when the pumps were opened out for repairs and overhaul.

(ii) Station No. 1.—(old) pumped out 16,765 M. G. and Station No. (2)—New—about 15,330 M. G. during the year. About 3,512 tons i.e. about 79,030 Cft. of silt was removed from the Detritus Chamber (dredge house) of Pumping Station No. 1. About 7,200 Cft. of screenings were removed from the coarse screens of Pumping Station No. 2. The average suction level of sewage in Pumping Station No. 1 was 73.9 and that in the Pumping Station No. 2 was 74.4. The average sewerage level of the entire Station worked out to 74.1 and the total sewage pumped out at the Love Grove Pumping Station 32,095 million gallons.

(iii) During the month of November 1957, suction chambers of both the pumps at Pumping Station No. 2 were cleaned by the Drainage Department after isolating the chambers by means of dampers.

(iv) The proposed new Purification Plant at Love Grove was not started during the year though it was taken over from the contractors Messrs. Duncan Stratton & Co., Ltd., and Messrs. The Hindustan Construction Co. Ltd., on 14th February 1958. The work of construction of retaining wall and internal road of removing silt from the new detritus plant was in progress. Arrangements were being made to remove all the unauthorized huts surrounding the proposed purification plant as well as from the Yard which was one of the main difficulties in starting the plant. Appointment of new staff required for the purification plant was under consideration. The plant was expected to go into operation early next year.

(v) The Corporation having sanctioned funds for installing two additional horizontal pumps each of 56 M. G. D. capacity at pumping station No. 2 and orders were placed for supply of two pumps with Messrs. Eastern Electric Engineering Co. Ltd., in February 1957. In spite of difficulties the Municipality secured the import licence and the supplies were expected to start the work of installing these pumps by the end of 1958. As the City was receiving more water supply the sewage levels at the discharge and were higher by about 1' than those prevailing in 1956-57. The sewage levels were expected to come down when the additional pumps are put into commission.

(2) Dadar Sewage Purification Plant

115. (i) The Sewage Purification Plant at Dadar functioned satisfactorily during the year. The total amount of sewage received for treatment at the plant was 5775.07 million gallons i.e. an average of 15.82 million gallons per day as against an average of 14.15 million gallons during the year 1956-57. Out of 15.82 million gallons sewage received per day for treatment 7.55 million gallons received complete treatment while the remaining 8.27 million gallons received only the primary treatment. The final effluent turned out by mixing both the partially and completely treated sewage was quite satisfactory for discharge into the adjoining storm water drain without causing any nuisance. The Appendix D-4 gives in tabulated form the working data of the entire plant for the year 1957-58.

(ii) Sewage pumping station.—The quantity of sewage received from Dadar area and pumped [by the Sewage Pumping Station to the treatment plant during the year amounted to 2,623.59 million gallons as against 1789.32 million gallons during the year 1956-57. The increase is partly due to the increased rate of water supply and also to efficient operation of the new 4 million gallons per day capacity pumps in the Pumping Station which kept down the level in the sewers and rarely allowed overflow of the sewers into the storm water drain during the monsoons.

During the year the works of installing new stair-cases and landings, and removing the old spiral-stair case were completed, which provided comfortable walk-ways and ample open space round the pumps.

(iii) Activated sludge plant.—Out of the six aeration rows of the activated sludge plant, 5 worked satisfactorily, treating on an average 2.25 million gallons sewage per day. The existing machinery has not only outlived its useful life but was also incapable of treating the designed rate 4 million gallons per day of flow owing to the increase in the strength of sewage. For removing the existing machinery and replacing the same by the new one a provision of Rs. 6,13,910 has been made in the Loan Works Budget in 1958-59, Budget Estimates. Tenders for the work were being invited.

(iv) Enclosed forced draft filters.—The three enclosed forced draft filters at the plant worked satisfactorily and turned out effluent of tolerably good quality before it was discharged into the storm water drain. The revolving arms of the two filters installed in 1950 having corroded it was necessary to replace them as soon as the requisite materials were procured.

(v) Digestion Tanks.—The two digestion tanks at the plant worked satisfactorily treating on an average 100,000 gallons of raw sewage sludge per day and converting it into a non-smelling innocuous mass, which was dried on sludge drying beds without causing any smell or fly nuisance.

(vi) *Gas Generation.*—The quantity of the sludge gas generated as a by-product in the process during the year was 60,802,800 Cft. indicating an increase of 2,467,700 Cft. over the figure for the year 1956-57. The daily average gas generation during the year was 1,66,583 Cft. as against average 1,59,767 Cft. per day during the previous year. The average gas generation per million gallons of sewage treated was 10,530 Cft. As in the past there was a wide variation between the highest and the lowest gas generation in a day during the year which were 2,34,000 Cft. and 1,04,600 Cft. respectively. As the rainfall during the year was evenly distributed the figure for lowest gas generation was 1,04,600 Cft. per day, as against 71,900 Cft. per day during the previous year, when the rainfall was markedly uneven.

(vii) *Gas Utilization.*—The statement of gas generation at Dadar Plant and its utilization as gaseous fuel for domestic and industrial purposes during the year is given in Appendix D-5. By the end of 1957-58 the daily average gas consumption increased to 1,25,000 Cft. The revenue realised by the sale of gas during the year was Rs. 1,68,110 showing an increase of Rs. 17,603 over that realised during the previous year. The revenue by the sale of gas during January and February, 1958, was Rs. 30,051 showing an increase of Rs. 3,490 over the corresponding figures in the year 1957. This indicated an increase of 14,702 Cft. per day in the average daily gas consumption for domestic and industrial purposes during January and February 1958 over that during January and February 1957. Although there was an increase of about 12,000 to 14,000 Cft. per day in as consumption this year there was no occasion to stop gas supply during the monsoons due to shortage of gas. This was partly due to the increased gas generation of about 7,000 Cft. per day. Moreover, the rainfall during the year being well distributed it did not affect the gas generation to the extent it did during the last few years, when gas supply had to be partially curtailed for about a week. The tenders were being invited to install the additional units to increase the capacity of the plant. The work included installation of additional clarifier digestion tank and gas-holder. These steps will not only enable further increase in gas generation but will enable the department to tide over gas shortage difficulties during the monsoons.

(viii) *Digested sludge manure.*—The revenue realised by the sale of dry digested sludge manure during the year amounted to only Rs. 388.85. The reason for less income was the backing out of the successful tenderer at the last minute which gave rise to certain technical and legal difficulties and consequently suspension of sale of sludge manure for sometime.

(ix) *Laboratory.*—The sewage works laboratory analysed various samples from Dadar and Dharavi sewage works as usual. During the year a number of laboratory scale experiments were made for studying the feasibility of adopting "Manchester process" for removal of H₂S from gas. A miniature working model was operated for the purpose. The results indicated that the Manchester process could be adopted for the purpose with advantage. Accordingly, steps were taken to invite tenders for installing Hydro sulphide (H₂S) removal plant based on this process. Samples of sewage from the Love Grove Pumping Station and Khar Sewage Purification Works were also examined with a view to finding the quantity of Hydrogen Sulphide likely to be evolved along with sludge gas in the Digestion Tanks. The results indicated that H₂S will be a problem at Love Grove, the gravity of the problem thereat may be even more severe than that at Dharavi.

(x) Appendix D-6 shows five year's summarized data of the Dadar Purification Works.

(3) Dharavi Sewage Purification Plant

116. (i) The sewage treatment plant worked satisfactorily during the year. The total quantity of sewage treated was 1,780 million gallons *i.e.*, an average of 4.9 million gallons per day as against an average of 3.9 during the previous year.

(ii) *Screening Mechanism.*—The unit worked satisfactorily. It was thoroughly overhauled and worn out parts replaced. For want of a standby screening unit, the sewage flow had to be diverted, when the unit was removed for maintenance.

(iii) *Sewage Pumping Station.*—All the three pumps worked satisfactorily. Each pump was removed at least 4 to 5 times for overhauling and replacement of worn out parts.

(iii) *Detritus Unit.*—The Unit worked quite satisfactorily during the year. It was observed that increased quantity of silt and choking material was finding access in the detritus unit, and hence a higher capacity compressor was installed for air lifting the silt from the tank. The grit elevator chain, strips, buckets, etc., were also replaced. The unit is found to be giving better performance.

(iv) *Primary Settlement Tank.*—The sludge lifting and scraper operations were found to be unsatisfactory as not proper oiling and greasing arrangement was provided. Hence, the contractors Messrs. Duncan Stratton & Co. were called upon to make necessary alterations. Since then the performance of the settling tank considerably improved.

(v) *Final Settlement Tank.*—Alterations on the lines of those made on Primary Settlement Tank were carried out by Messrs. Duncan Stratton & Co. and since then the sludge lifting operation greatly improved.

(vi) *Recirculating pumps and the filters.*—The re-circulating pumps worked satisfactorily. However, the performance of the filters was below mark as the ventilation was inadequate. Hence the ventilation pipes were provided in the filter media; which has improved the filter operation.

(vii) *Digestion tank and gas holder.*—The digestion tank was loaded to its full capacity. All the agitation screw pumps of the digestion tank were completely dismantled one by one, damaged bearings replaced and fitted up. The gas holder was painted from outside twice in the year. As the gas holder is incorporated in the Digestion tank, it works in the sewage sludge offering no access inside either for painting or for other maintenance work and resulting in the corrosion of the plates of the gas holder.

(viii) *Gas generation and consumption.*—Appendix No. D-7 gives the details of gas generation and utilisation at the plant. The daily approximate gas generation was 42,170 Cft. During the monsoon, there was a sharp reduction of about 50 per cent. in gas generation due to infiltration of storm water in the main Dharavi sewer. This resulted in curtailment of gas supply during the monsoon for about 14 days. Owing to high H₂S contents (100-390 grains/100 Cft.) in sludge gas at Dharavi, it has not become possible to measure the gas generation, as H₂S adversely affects the operation of the rotary gas-meters. During October—November 1957, owing to certain working difficulties, the H₂S contents in sludge gas sharply shot upto 390 grains/100 Cft. of gas. As a result, the gas supply had to be stopped for 3 weeks. Even the average H₂S contents—100 grains/100 Cft. in sludge gas at Dharavi remain so high that it is felt advisable to withhold further extension of gas supply

pending the installation of H₂S removal plant. Laboratory experiments have shown that adoption of 'Manchester' process will solve our H₂S problem.

(ix) *Revenue from gas.*—The revenue realised by the sale of gas in Sion area during the year amounted to Rs. 35,085 indicating an increase of Rs. 8,791 over that during the previous year. During January 1958, the revenue realised by sale of gas was Rs. 3,985, showing an increase of Rs. 763.56 over that realised during January 1957. This shows an increase of 6,134 Cft. in daily gas consumption during January 1958 over that consumed during January 1957. Towards the end of 1957-58, the daily gas consumption had increased to 33,000 Cft. Steps are taken to install additional gas holder, Digestion tank and H₂S removal plant, which will enable further extension of gas supply.

(x) *Manure.*—The revenue realised by the sale of manure during the year amounted to Rs. 340.

(xi) The Appendix D-8 gives the data in regards the general working of the plant.

C.—PUMPING STATIONS

117. All the pumping Stations worked satisfactorily throughout the year.

The sewage in the City was continued to be discharged into the sea at three places viz., Love Grove Outfall, Cleveland Bunder storm water channel and Dharavi (Sion) Creek during the year. It was lifted through 13 Pumping Stations, 7 of which viz., Dadar, Dharavi, Globe Mill Passage, Matunga, Mahim, Jacob Circle, Tulse Pipe Line Road are major pumping Stations and the remaining 6 viz., Sion, Wadala, Sewri D. D. Chawls, Sewri Jakeria Bunder, Tank Bunder and Warden Road are minor. Of the minor Pumping Stations two viz., B. D. D. Chawl and Sewree Jakeria Bunder Pumping Stations were closed down from 30th July 1957 and 2nd August 1957, respectively, after diverting the sewers of the areas into the main sewer leading to Sewri-Jakeria Bunder Road upto Wadala.

D.—COMPRESSOR STATIONS

118. Of the four electrically driven air compressor stations at Victoria Gardens, Fergusson Road, Colaba and Warden Road, the Fergusson Road Station was closed down from 11th November 1957, as the work of installing a booster compressor at Carrol Road was completed during the year. The Globe Mill Passage Ejector was also closed down.

All the air compressor stations worked satisfactorily throughout the year.

E.—EJECTORS

119. (i) The underground ejector installations serving the Southern, Central and Northern areas in the City continued to operate for lifting sewage from low lying areas as in the previous year. These installations work on compressed air supplied by the air compressor stations as detailed above. As most of the ejectors have served their useful lives and as their capacity to cope up with the peak-load flows is diminishing, it is absolutely necessary to replace them by new ones wherever possible. The ejectors are being replaced by Pumping Units and where it is not possible to do so, it is proposed to replace the existing vessels of the ejectors by new ones of larger capacity. The following ejector stations were replaced by the Pumping Units :—

(ii) *Ejector at Globe Mill Passage.*—Since the Fergusson Road air compressor station was stopped functioning, the ejector station was closed down and the area is now served by Globe Mill Passage Pumping Station.

(iii) *Ejector at Chinchpokli.*—This ejector will also be closed down when the new Pumping Station at Chinchpokli will start functioning. The Scheme has been sanctioned and is awaiting execution, as possession of the land for the proposed Pumping Station is yet to be acquired.

(iv) *Ejector at Church Street.*—The work of replacing the existing ejector at church Street by a Pumping Station was deferred on account of the high rent for land demanded by the Bombay Port Trust Authorities.

(v) Two ejectors at Colaba area which were put out of commission during the previous years owing to the work of reconstruction of Churchgate Station were re-started during the year.

(vi) The total expenditure incurred on the maintenance of Compressor and Ejector Stations amounted to Rs. 2,15,082.

F.—FLOOD GATES

120. Three flood gates and five drop gates at Love Grove, two flood gates with 8 needle gates at Cleveland Bunder and three Wooden needle gates at Dharavi were maintained at a cost of Rs. 3,671 during the year.

V.—PRIVATE BUILDING CONSTRUCTION

121. This Branch is in charge of an Assistant Engineer, 1st Grade, who maintains general Control over construction of private Buildings as well as additions and alterations to the existing buildings in the City. His duties also cover activities such as prevention of structural encroachments within the regular lines of the streets, acquisition of setbacks, prescribing or revising regular lines of streets, permitting stallboards and weather frames enforcing repairs by issuing requisitions in respect of private buildings etc. The spurt in building activity has correspondingly increased the work of this Branch and it has to exercise proper control lest the safety and public health be jeopardised. A number of existing buildings in the City having outlived their useful span of life are not in a position to withstand even the normal monsoon. However with the dearth of living accommodation such buildings cannot be done away with, and attempts are to be made to extend their life as far as possible by taking timely actions for repairs. New building works or additions and alterations coming within the purview of Section 337 and 342 but carried out without first getting the plans therefor approved, are unauthorised works and this Branch had also to keep a watchful eye on such works so as to get them removed with the sanction of the Standing Committee.

122. *Buildings Proposals.*—The applications received under Section 337 of the Bombay Municipal Corporation Act for erection of new buildings numbered 922 as compared to 984 in the previous year. Applications for additions and alterations under Section 342 numbered 1221 as against 1192 in the preceding year. The

total number of building proposals dealt with was thus 2143. As two or more modified proposals are generally received in connection with one and the same building, the actual number of applications received was considerably in excess of this number and this number was 5069 as against 4911 in the preceding year. Appendix E-1 shows that comparative quinquennial figures for the period from 1953-54 to 1957-58 in respect of applications received.

123. *Building Construction.*—In connection with the proposals received under Sections 337 and 342 of the Bombay Municipal Corporation Act, 1081 Completion Certificates, in respect of buildings completed, were received during the year as against 980 during the previous year, and they were disposed of after inspection onsite.

124. *New Buildings.*—The total number of new buildings constructed by private enterprise during the year was 318 as against 332 during the previous year, out of which 138 were residential and 180 non-residential. The total number of residential buildings constructed by Co-operative Societies was 6. There were 3 residential buildings constructed by the employers for their employees as against 2 during the previous year. The number of non-residential buildings included minor structures such as garages, godowns, sheds, sanitary blocks etc.

125. *Tenements constructed and demolished.*—The number of one room, two room and larger tenements (usually known as blocks) used for residential purpose, constructed during the year was 308,347 and 1,592 respectively as against 119,348 and 855 constructed during the previous year. The number of tenements demolished during the year was 764 comprising of 594 one-room tenements, 142 two-room tenements and 28 larger tenements. Appendix E-2 shows the wardwise distribution of tenements constructed during the year as the number of tenements demolished during the year.

126. *Enforcement of Building Regulations.*—(i) Action under Section 354 as regards repairs to or removal of unsafe structures.

(ii) In all 8,156 notices were issued under Section 354 of the Municipal Act for repairs to or removal of unsafe structures as against 8,260 during the previous year. Out of these 6,400 were complied with and the remaining 1,756 were pending at the close of the year. Out of 2,173 notices pending at the end of the last year, 1,333 were complied with and 840 still remained pending at the close of the year.

(iii) Prosecutions had to be launched as usual for failure of the house owners to carry out the repairs requisitioned, and during the year 2,405 prosecutions were launched, out of which 316 were withdrawn and hearings in the case of 740 had remained postponed by the end of the year. In the case of 8 prosecutions, parties were acquitted, and in 436 cases they were warned and discharged. In 855 cases they are convicted and fined, the total amount of fine being Rs. 12,136.82.

(iv) Action under Section 377 (1) regarding Consolidation of passages and open spaces in private compounds:—

During the year under report 85 notices under Section 377 (1) were issued, out of which, 44 were complied with and 41 were pending at the close of the year.

(v) Action under other Sections of the Municipal Act:—

Under other Sections operated upon by this Branch in all 10,941 notices were issued during the year, and 1,404 prosecutions were launched against the house-owners for non-compliance. The results of the Court proceedings are summarised in the Appendix E-3.

127. *Buildings Collapses.*—88 buildings or portions thereof collapsed during the year as against 99 during the previous year. In 73 cases there were no casualties. In the remaining cases 30 persons were injured and 5 were killed.

128. *Removal of huts or walls of inflammable materials.*—Action for the summary removal of huts or walls made of inflammable materials under Section 349 of the Bombay Municipal Corporation Act was continued. In all 561 notices were issued as against 437 during the previous year. Out of these, 502 were complied with and the remaining 59 were pending at the close of the year. All the 10 cases pending at the close of the last year were complied with during the year.

129. *Removal of unauthorised works.*—During the year, the campaign against the unauthorised works was also vigorously pursued. Sanction of the Standing Committee was obtained in 353 cases during the year for the removal of unauthorised works as against 528 during the previous year. In addition, there were 598 cases pending at the close of the last year, out of which 175 were complied with during the year and 427 were still pending. The unauthorised works in 159 cases were removed by the parties, in 107 the works were removed departmentally. In respect of 53 cases the works were allowed to be retained as the parties concerned regularised the same, and 631 cases were pending at the close of the year.

130. *Acquisition of setbacks.*—(i) The amount spent on acquisition of setbacks during the year under report was Rs. 82,773.19 as against Rs. 2,21,627.81 in the previous year. Appendix E-4 shows figures for the five year period from 1953-54 to 1957-58.

(ii) The area of setback actually added to the roads was 4,294 square yards.

(iii) The liability outstanding at the close of the year in respect of setbacks amounted to Rs. 12,22,489.54. It includes compensation amounting to Rs. 30,966.00 agreed to be paid to house-owners on the termination of the leases granted to them in respect of the lands acquired from them pending the acquisition of the adjoining setbacks.

(iv) The improvement of streets is correlated inter alia with the acquisition of setbacks which in their turn are dependent on the availability of funds and upward or downward trend of the cost of land. These factors were not found favourable during the year resulting in many a minor work being allowed within the regular line on payment of indemnity money.

131. *Regular lines of streets and layout of new roads.*—Appendix E-5 gives details of the regular lines of streets prescribed during the year under Section 297 (1) (a) of the Bombay Municipal Corporation Act. No. regular lines were revised under Section 297 (1) (b) of the Act, during the year.

132. *Projections on Streets Stallboards and weather frames.*—Action for removal of unauthorised stall-board projections and showcases was continued with the help of the stall-board removal staff. The number of warning letters served for removal of unauthorised projections was 1,813. During the year 529 projections were removed by the parties of their own accord and 2,907 were removed departmentally. 323 Stallboard projections 952 weather frame projections and 178 rolling shutters were allowed to be retained on payment of fees. Appendix E-6 gives details as regards the income derived and the expenditure incurred on the establishment of removal or control of temporary projections such as stallboards, weather frames, etc. during the last four years :—

133. *Cement authorization to private house-owners.*—The issue of authorization certificates for cement to private house-owners for urgent and essential repairs to their buildings as per Municipal notices was continued during the year. In all 2401 applications for cement were received as against 3,956 during the previous year and authorizations for supply of 2811 tons and 19 cwts. of cement were issued after scrutiny of the applications and inspection of works on site.

134. *Complaints from the public.*—The number of complaints received from the public regarding structural defects, ruinous conditions of the buildings, leakage of rain water, unauthorised construction etc. was 4,872 during the year as against 5,642 during the previous year. Out of these 4,705 were looked into and necessary action in connection therewith was taken. In the remaining 167 cases the action was not complete at the close of the year.

135. *House Numberings.*—The house numbering work was continued during the year. The work of serving notices on the owners of properties in F Ward calling upon them to provide number plates was started and continued. The work of fixing number plates to the properties in F Ward was taken in hand during the year and is being continued.

136. *The Reinforced Cement Concrete and Rolled Steel Codes.*—The structural design (both Reinforced Cement Concrete and Rolled Steel) submitted by the Structural Engineers for the erection or alterations to the private buildings in the City were scrutinized by the Special Technical Officer, who also inspected the works while in progress so as to maintain a check on the standards proposed in the Reinforced Concrete Cement and steel codes.

137. *General observations.*—(i) Actions for structural repairs were taken wherever found necessary on inspection and prosecutions were launched against the landlords on their failure to comply with the requisitions of notices. The policy of authorising the tenants under Section 499 of the Bombay Municipal Corporation Act to carry out repairs was continued during the year, but there was no appreciable response from the tenants.

(ii) Departmental action under Section 489 of the Bombay Municipal Corporation Act had to be taken for pulling down unsafe portions of the buildings etc. in the interest of public safety on failure of the landlords to carry out Municipal requisitions meeting the cost in the first instance from the provision of Rs. 50,000.00 sanctioned in the Budget Estimate under "Advances—Advance for demolition of unauthorised structures and for removal of unsafe buildings in the City." During the year under report, action for propping up and removal of unsafe buildings or parts thereof was taken in 21 cases and the expenditure incurred amounted to Rs. 7,622.00.

(iii) Out of the provision of Rs. 10,000.00 under the Municipal Commissioner's Discretionary Contingencies for meeting their irrecoverable expenditure in connection with the work of demolition of unauthorised structures and removal of unsafe buildings in the City, an expenditure of Rs. 192.84 has been booked during the year under report.

SURVEY OF OLD BUILDINGS IN THE CITY

138. The work of survey of old buildings in the City started in the previous year with a view to collecting information about the conditions of old houses in the city and getting an assessment of the housing needs was in progress during the year and was completed by the end of December 1957. The information collected during the survey would be useful for formulating future slum clearance schemes and for taking actions under Section 378A for carrying out essential repairs to such buildings as could be rendered fit for human habitation, and under Section 378B for demolishing the buildings which cannot be rendered fit at reasonable expenses. The survey is also intended to reveal the actual structural conditions of the old buildings which would enable action being taken in respect of them for structural repairs under Section 354 of the Bombay Municipal Corporation Act. A comprehensive report embodying various details of statistical data and information collected during the survey was being finalised for submitting to the Corporation. In all 24,376 buildings and 4,539 huts were inspected during the survey as per details given in the table below :—

Ward	Number of buildings surveyed	
A	...	1,201
B	...	2,100
C	...	4,797
D	...	3,412
E	...	4,951
F	...	1,341
G	...	6,574
		1,539 huts
		3,000 huts
Total	...	24,376
		4,539 huts

Out of above, about 5,081 residential and 1,220 non-residential old buildings are found to be dilapidated and are in need of attention. A staff of 4 Inspectors and 4 Overseers was appointed from February 1958 to assist the Ward Inspectors of this Branch and the work of taking actions under Section 354 of the Bombay Municipal Corporation in respect of these buildings was started during the year. The actions under Sections 378A and 378B could not be started owing to legal and other practical difficulties in enforcing these actions.

VI.—MECHANICAL BRANCH

139. This branch looks after:—

- (i) The Municipal Workshops and foundry at Foras Road,
- (ii) New Electrical installations and repairs to the existing ones in the City, Suburbs and Extended Suburbs,
- (iii) manufacture of furniture, and ferrous and non-ferrous castings,
- (iv) drawing specifications for plant, machinery, furniture etc., required by the different departments,
- (v) purchase of plant, machinery and equipment other than those dealt with by the Controller of Stores,
- (vi) maintenance and repairs of—
 - (a) Lifts and electric installations in Municipal buildings,
 - (b) The Refrigerator at the Arthur Crawford Market.
 - (c) Road Rollers,
 - (d) Mechanical and Electric installations and machinery.

The branch is in charge of Assistant Engineer, Designs (Mechanical).

A.—Municipal Workshops, Foras Road

140. About 6,220 jobs were completed during the year including those which were partly finished at the end of the previous year, total number of new jobs received during the year being 6,820. The total expenditure on departmental and private works carried out amounted to Rs. 6,01,507 against Rs. 5,34,362 in the previous year. The expenditure on the upkeep and overhead charges amounted to Rs. 1,40,818 which works out to 23.41 per cent. incurred on labour and Stores, against 20.38 per cent. for the preceding year.

B.—Municipal Foundry, Foras Road

141. The Municipal Foundry worked satisfactorily. Both the cupolas and pit furnaces worked regularly. Most of the castings required by various departments including cast-iron manholes, steps, gratings inspection chambers, frames and other drainage castings were manufactured in the foundry. Some intricate, and special type of castings required for the use of pumping, sewage purification and asphalt plants and Water Department were also manufactured. The quality and soundness of the castings continued to be upto the mark.

Details of total out put and sanctioned rates are given in Appendix F-1.

C.—Refrigeration Plant, Arthur Crawford Market

142. The plant worked satisfactorily and no major repairs were carried out during the year. The expenditure incurred on the upkeep and maintenance of the plant amounted to Rs. 23,200 (including a sum of Rs. 10,041 on account of electric energy consumed). A report on the quantity of goods dealt with and the amount realized by way of fees at the Cold Storage may be seen under the Chapter relating to Markets and Slaughter Houses.

D.—Design Section

143. This Section carried out the work of designing, drawing specifications and preparing estimates for purchase of or repairs to Machinery, furniture and mechanical equipment for various departments. In addition, it executed or supervised the execution of outdoor mechanical jobs.

The number of estimates prepared was 224, total estimated cost being Rs. 14,82,200. The number of outdoor jobs executed was 343 at a cost of Rs. 93,028. In all 22 tenders or quotations were invited resulting in purchase of machinery or furniture costing Rs. 27,676.

E.—Electrical Section

144. (i) This section continued to look after all municipal electric installations in the City, Suburbs and Extended Suburbs except those under the Hydraulic Engineer and in Ex-Trust chawls. The Section found it difficult to cope with the increasing quantum of work. For this reason the question of re-organising the Section was under consideration.

(ii) *Republic day celebrations.*—The work of illuminating the Municipal Head Offices (old and Annexe Buildings) and the Victoria Gardens in the City and the Main Suburban Office at Bandra was carried out by contract under the supervision of this Section.

(iii) *Municipal Head Offices.*—The work of providing three lifts proposed to be installed during the year could not be carried out as the contractor failed to secure a licence to import them from abroad. Sealed quotations were therefore invited from firms who were in a position to offer lifts ex-stock and offers received were under consideration.

(iv) *Electric Crematorium, Queen's Road.*—The plant worked satisfactorily during the year. Further particulars regarding crematorium are dealt with in the chapter relating to Public Health Department.

F.—General

145. (i) *Filteration Plant at Mahatma Gandhi Memorial Olympic Swimming Pool.*—The filteration plant attached to the pool was overhauled during the period the pool was closed for providing tiles. The plant worked

satisfactorily. A detailed report on the maintenance of the Pool will be seen in the Chapter relating to the Mahatma Gandhi Memorial Olympic Swimming Pool.

(ii) Of the 217 jobs for which estimates were put up, 143 were carried out departmentally (101 relating to the City, and 42 to the Suburbs and Extended Suburbs). Tenders or quotations were invited in 74 cases, at an approximate cost of Rs. 4,60,900 covering works of electrification of Chawls, new buildings, tenements and other structures at Sewri, Naigaum, Dadar, Sion, Kurla etc. The works also included electrification of Naigaum Maternity Home, Orthopedic Ward at K. E. M. Hospital Extension, T. B. Clinic etc., installation of lifts at Improvement Trust Building, Nair Hospital Annexe, R. P. T. B. Hospital. Installation of Water pumps, installation of water pumps wet at various sites, water coolers and fluorescent fittings in the Municipal Head Office Annexe building and in Municipal Schools.

(iii) 761 jobs in connection with electrification were carried out departmentally in the City at an approximate cost of Rs. 4,40,225 and 125 jobs in the Suburbs and Extended Suburbs at a cost of Rs. 1,86,411.

(iv) The work of erection of a 200 feet high steel tower for radiotelephony at Central Fire Brigade Station, Byculla which is being done by contract under the supervision of this section was in progress at the close of the year.

(v) Among the major works carried out for the Suburbs may be mentioned the rewiring of Wadia Dispensary, Andheri, Town Market, Bandra, and Town Market, Santa Cruz. New wiring was done at T. B. Clinic Khar, Chhatkoper Hospital and Staff Quarters, Mulund Market, Mulund Maternity Home, and Borivli Market

VII.—TRANSPORT BRANCH

146. This Branch carried out repairs and maintenance to refuse and transport vehicles, ambulance, Hearses, etc. directly under its charge, and also to vehicles of other departments who have no independent arrangements to carry out such works. Most of the vehicles are employed for the collection and disposal of refuse, cesspool water, silt, transport of road metal, asphalt, etc. and hence this branch has to work in close collaboration with the Conservancy, Drainage, Maintenance, Construction and other branches so as to fulfil their requirement of transport.

City Fleet

147. The City fleet (other than that in charge of the C. F. B., S.E., H. E. and Suburbs) consisted of 537 vehicles including one Bull dozer, 502 directly in charge of this branch and 35 in charge of other departments. Service-wise details and the expenditure incurred for repairs and maintenance and running expenses etc. are given in Appendix C-1.

Suburban Fleet

148. The Suburban fleet consisted of 205 vehicles directly under the supervision of Assistant Engineer Transport (Suburbs). Report regarding this fleet appears under the Suburban Section.

Position of the City Fleet

149. There were 501 vehicles and 1 bull dozer in commission directly under the charge of this branch as against 503 and 1 bull dozer in the previous year. During the year, 13 new vehicles were purchased. The delivery of 14 vehicles which were auctioned last year was given to successful bidders during the current year. Another lot of 30 vehicles that had served their useful life long back was scrapped and auctioned during the year. One jeep was transferred to Senior Assistant Engineer (V. C. T. & M. P.) for Survey work.

Conservancy Fleet

150. The refuse fleet consisted of 23 Leyland Tipping Lorries, 31 Mechanical Horses with 189 trailers, 37 Fergusson Tractors and trailers, 13 Bantam Karriers, 12 Low-loaders, 30 Moto-carts converted into trailers, 45 Moto-carts, 1 Leyland (old), 7 G. M. Cs, 1 Dodge and a Bull dozer. There were frequent breakdowns of Fergussons and Motocarts as they have completed their useful life long ago and spares required for their repairs are not available. An order for purchase of 2 more bull dozers was placed during the year for leveling refuse on different dumping grounds.

Out of the fleet of 12 low-loaders, 15 pick-ups and 90 trailers ordered, 12 low-loaders, had been received (jeeps) and put into commission from December 1957. The 15 pick-ups (Jeeps) and 90 trailers will be put into commission in near future.

Garaging Arrangements

151. The Arthur Road (Tardeo) Garage was shifted to 'E/E' Stables at Agripada as the land at Arthur Road was to be utilised for erecting a building for residential purposes. The majority of the vehicles were garaged at 7 different places; Refuse vehicles at 'E/E' garage Agripada stables, Annesley Road, Palton Road, G/N stables; Ambulances Hearses and Staff cars at the Ambulance garage at Arthur Road; Meat vans, Offal and School clinic Buses at the Municipal Workshops and Transport vehicles at Worli. Each garage except the Ambulance garage at Arthur Road carried out running repairs. Most of the major repairs, over-hauling of engines, welding, painting, etc. were done at the Motor Repairs Shop at the Municipal Workshops. Other major work such as body repairs, painting, etc. were got done from the Mechanical shops.

The question of selecting a suitable site for a central garage was under consideration.

Mechanical Transport (Worli)

152. The total number of motor vehicles (8 tons and 4 tons lorries and 2 ton trucks) employed for transport of road materials was 37 at the commencement of the year. Of these, 4 old Leyland lorries (1937 to 1939 Models), 1 Morris Commercial truck (1950-51 Model) and 1 New Studebaker (burnt in the disturbances in the City in January 1956) were practically idle throughout as spare parts required for their overhauling and repairs

were not available particularly those of old Leyland models which are obsolete. Out of the vehicles 3 old Leyland lorries were scrapped. The remaining 3 vehicles are being overhauled progressively as the required parts are received. Thus, out of the total number of 37 vehicles only 31 vehicles (19 lorries and 12 trucks) were available for road work.

Most of the lorries were utilised for transporting asphalt, crusher metal and hauling debris and earth in various wards. Lorries were also sent from time to time for miscellaneous transport to Controller of Stores for hauling coal; to Assistant Health Officer for removing demolished insanitary sheds of squatters; to K. E. M. Hospital, Nair Hospital, Arthur Road Hospital, Ramesh Premchand T. B. Hospital, Municipal General Hospital, Sion, Acworth Leprosy Home, Senior Medical Officer (Maternity), etc., for transporting medicine, stores, clothing, foodgrains and dietary articles, hospital equipment, garden manure, etc., to Assistant Engineer Maintenance for arranging florals and furniture etc. for receptions to and garden parties in honour of distinguished guests; Labour Officer for hauling welfare centre furniture for their periodical programmes; Mechanical Engineer for workshop jobs including electrical goods, foundry metal, gas coke, furniture, etc.; Public Relations Officer for transport of propaganda materials; Assistant Engineer, Kurla Deonar Railway for hauling railway keys, sleepers and store articles. During the monsoon some of the lorries were diverted for collection and haulage of town refuse as the asphalt plant was practically closed during that period and the work of the crushers was slack.

On account of heavy demand from various departments lorries had to be hired from the Bombay State Road Transport Corporation who are our contractors for hire of lorries.

153. The mileage done during the year by the transport vehicles was 2,61,116 miles.

(1) 40,253 miles by 8 ton crusher lorries.

(2) 1,40,825 miles by 4/5 ton lorries.

(3) 80,038 miles by 1½/2 ton trucks.

Total 2,61,116 miles

The statement G-2 shows the haulage rates charged to various departments during the year.

The total expenditure incurred for upkeep and maintenance of the vehicles amounted to Rs. 2,21,610 and the haulage charges billed to the various departments amounted to Rs. 1,86,390.

VIII.—TOWN PLANNING SCHEMES

A.—Town Planning Scheme, Bombay City No. 1, (Mandvi and Elphinstone Estate).

154. (i) The Government under their Resolution No. TPB/1054M dated the 4th September 1957 were pleased to sanction the Scheme and further direct that the Scheme be brought into force with effect from 1st December, 1957. A Notification to that effect was published in the Bombay Government Gazette dated the 12th September 1957. With a view to giving wide publicity, a Notification was also inserted in the local news-papers circulating within the jurisdiction of the Municipal Corporation for Greater Bombay as required under the Town Planning Act.

(ii) The Scheme being sanctioned steps were taken to issue preliminary notices to the plot owners affected by the Scheme. Later on in consultation with the Municipal Solicitor's legal notices under Rule 28 of the Town Planning Rules framed under Section 86 of the Town Planning Act were issued calling upon the owners of the plots to pull down, remove or alter structures as required under the Scheme. Wherever permits or commencement certificates were given for temporary structures, they were revoked. Thus most of the preliminary legal formulations were gone through. In response to these notices one or two representations were received praying for postponing the Scheme. One of the representations worth mentioning was from the Mandvi Merchants Association. It was brought home to this association that no useful purpose would be served by postponing the Scheme and efforts were made to persuade them to help create an atmosphere for the proper enforcement of the Scheme.

(iii) Periodical meetings with the Bombay Port Trust authorities were also held with a view to enlisting their co-operation for the Scheme. The Scheme books have been received duly printed and they have been kept for sale.

(iv) The area was kept under vigilant control with a view to preventing works in contravention of the provisions of the Town Planning Act. Proposal for new constructions and additions and alterations received from the owner of the buildings in the Scheme area were scrutinised and commencement certificates issued. In all 23 commencement certificates were issued during the year under the report, as against 347 issued during the previous years (Total 370). No Commencement Certificate were issued after 1st December 1957, the date of enforcement of the scheme.

B.—Town Planning Scheme, Bombay City No. II (Mahim)

155. The final scheme incorporating the decisions of the Tribunal of Arbitration was sent by Government for printing and was expected to come into force shortly.

C.—Town Planning Scheme, Bombay City No. III (Mahim)

156. The demarcation of the final plots on site was completed by Shri G. J. Desai, the Arbitrator for the scheme and his award in this connection was awaited.

D.—Town Planning Scheme, Bombay City No. IV (Mahim)

157. The arbitration proceedings of the entire scheme were completed by Shri G. J. Desai, the Arbitrator for the scheme. The demarcation of the final plots on site was in progress. The award is expected to be declared after this work is completed.

E.—General

158. The following statement gives details of the commencement certificates issued under Section 29 of the Bombay Town Planning Act, 1954, and of permits issued under section 3 of the City of Bombay (Buildings Works Restriction) Act, 1949, during the previous years and the year under report:—

Description	T. P. Scheme No. I	T. P. Scheme No. II	T. P. Scheme No. III	T. P. Scheme No. IV
(1) Permits issued during the year.
(2) Total No. of permits issued from the beginning to the end of the year.	171	203
(3) Commencement Certificates issued during the year. ...	23	10	38	89
(4) Total No. of Commencement Certificates issued from the beginning to the end of the year ...	370	140	489	672

The total expenditure incurred in connection with (a) the Town Planning Scheme, Bombay City No. 1 (Mandvi and Elphinstone Estate), and (b) the preliminary works of the Town Planning Schemes, Bombay City No. II, III and IV (Mahim Area) from the commencement upto the end of the year under report comes to Rs. 5,65,100 and Rs. 11,15,430 respectively. The expenditure incurred during the year under report works out to Rs. 15,222 and Rs. 1,91,830 respectively.

IX.—FACTORY BRANCH

159. The permits for erection of factories are being issued by this Branch under section 390 of the Bombay Municipal Corporation Act. During the year 436 new permit were issued for factories and 43 were renewed. Prosecutions were launched in cases where factories were found working without any valid permission. During the year under report, 372 prosecutions were instituted of which 174 cases were withdrawn as the parties complied with the Municipal requirements before they came up for hearing. In 206 cases, the parties were convicted and fined, and 21 cases were pending at the end of the year. In two cases parties were acquitted. The total amount of the fine recovered was Rs. 4,151. The number of complaints received from the public regarding nuisance from the factories was 695. They were looked into and necessary action taken. The Factory section also advised the Building Branch on proposals regarding construction of factory buildings and also the Superintendent of Licences on proposals for licensable trades and storages.

160. The monthly meetings of the Zoning Committee consisting of the heads of the departments concerned were held during the year.

However, with a view to getting acquainted with the point of view of the party concerned, it was decided to invite him to remain present at the meeting. Accordingly since January 1958, parties concerned have been attending when called upon to do so. This has resulted in reducing the representations by the parties.

X.—CONSERVANCY BRANCH

161. *Refuse collection, removal and disposal.*—Roads, footpaths and house gullies were swept twice daily, however, some of the main roads were attended to more frequently. The house gullies were periodically flushed. Roads were brushed, scraped and washed and the refuse collected was removed in travelling carts or lorries to the place of disposal at least twice daily. Refuse taken to the Mahalaxmi refuse sidings was transported to Deonar daily in special refuse trains. Domestic refuse was collected in galvanised sanitary bins with proper covers by the owners as required under the rules and was deposited into the travelling carts or lorries or the nearest dust bin sheds. In all 1,832 actions under Section 368 of the Bombay Municipal Corporation Act were taken during the year, of which 365 actions remained pending. Refuse deposited at two refuse collection yards, one at Palton Road and the other at Prabhadevi Road was removed to the Mahalaxmi refuse sidings in refuse lorries. Dry refuse was sent for filling in low lying lands at Hornby Vellard, Haines Road, Matunga Railway Lines and Dharavi (Appendix H1 to 5).

162. *Transport.*—The Transport fleet consisted of 5 motocarts, 167 Scammell Trailers, 16 Mechanical Horses, 16 Ferguson Tractor Trailers combinations, 16 Moving floor lorries, 8 Bantam 8 Bantam Karriers, 16 Moto-cart Trailers and 11 Low Loaders. About 60 bullock carts were still plying in a few parts of the City. As the existing mechanical fleet was not sufficient to cope up with the daily output of refuse, extra vehicles from the Bombay State Road Transport Corporation had to be requisitioned for the removal of refuse.

The Municipal refuse fleet worked in two shifts from 6-30 a. m. to 2-30 p. m. and 2.00 p. m. to 10.00 p. m. Mechanisation of refuse transport has yet to be pushed further to replace the remaining 60 bullock carts plying for removing refuse in some parts of the City. On an average 2,230 tons of refuse was daily collected and removed. Scammell Trailers replaced many dust-bin sheds which were an eye-sore and even objectionable in many parts of the City. 60 sheds were still to be replaced.

163. *Night-soil collection, removal and disposal.*—Basket-privies, cesspools and septic tanks were attended to by the Halalkhore staff. Night-soil from the privies and vacant places was removed regularly. 13 Cesspool carts and 4 Cesspool lorries were employed to cope up with the work of basket privies and Cesspools. (Appendix—H-6 and 7). Public Sanitary conveniences provided at different suitable places, including latrines, urinals and bathing places were also attended to (Appendix—H-8).

164. *Rat destruction work.*—This work was intensified and the rats caught in different wards were sent to the Haffkine Institute for examination (Appendix H-9).

165. *Dog Licensing, destruction and Immunization work.*—With a view to minimising the number of stray dogs and reducing the incidents of Hydrophobia and Rabies, the work of licensing dogs, destroying and immunization of dogs was carried out. (Appendix H-10 to 12).

Anti-Rabic treatment was available at the Haffkine Institute, K. E. M. Hospital and other Government Hospitals. 16,957 dog bite cases were treated at the Haffkine Institute and at other Hospitals.

166. *Catching and Impounding stray cattle.*—This work was entirely carried out by the Police, and animals found tethered on the public streets and footpaths were removed to the Cattle Pounds.

167. *Removal and disposal of dead animals.*—Dead animals from the City were removed to Deonar 875 Big animals and 1,526 small ones were removed to the Mahalaxmi Sidings from which Rs. 7,519.00 were realised.

168. *Infectious diseases ambulance service and service for the removal of dead bodies.*—Six ambulances were maintained for removing local patients suffering from infectious diseases to Arthur Road Hospital free of charge. Three Hearses and two Dead Body Vans were available for removal of dead bodies to Cemeteries or home on payment of scheduled charges, exceptions being made in few deserving cases and Christian pauper. These services were also extended beyond Bombay limits on payment of the Scheduled charges. (Appendix 13)

169. *Prevention of Nuisances.*—Actions were taken to eradicate nuisances caused by throwing of refuse in the streets, gullies and public places, fouling of the public roads by urinating and defecating and by chokes in gully traps. (Appendix H-14).

170. *Veterinary Services.*—The veterinary section of this Branch was in charge of all the Municipal bullockstables, two hospitals one for Municipal bullocks at Kamathipura and the other for infectious diseases of animals at Mahalaxmi sidings. Animals from private owners were also admitted in these Hospitals on payment of fixed fees. (Appendix H-15).

Private Stables were visited for detecting infection of Rinderpest. Milch Cattle arriving in the City were immunized against Rinderpest. The total number of animals immunized was 16,310 (13,649 at Grant Road Railway Station and Bandra Yard and 2,661 in Stables in the City). 38 cases of Rinderpest were detected during the year.

171. *Conservancy and Special Halalkhore services.*—Conservancy and special Halalkhore Services were rendered to circusses, exhibitions, amusement parks, big concerns, industrial establishments, etc. on payment of scheduled charges. (Appendix H-16).

172. *Sweepers' Chawls.*—During the year 516 new tenements were constructed on modern style at Bapty Road and Approach Road provided with all amenities thereat and allotted to the employees of the Conservancy Branch. These chawls together with the other labour chawls in charge of Conservancy Branch were regularly inspected and prompt action was taken for rectifying the sanitary as also structural defects noticed.

173. *Co-operative Credit Societies for the Labour Staff.*—a statement in this case is given in Appendix H-17.

REMOVAL AND DISPOSAL OF TOWN REFUSE AT DEONAR

174. As in the preceding years a major portion of city refuse was transported for disposal at Deonar reclamation grounds. This was effected by running two trains daily (each consisting of an average of 28 Municipal refuse wagons of 17 tons capacity) between the Mahalaxmi Loading site and Deonar unloading site. Details of refuse brought to Deonar for disposal are as follows:—

	Current year	Previous year
(1) No. of refuse wagons.	19,337	21,884
(2) Quantity of refuse at 17 tons per wagon.	3,28,729 Tons	3,72,028 Tons
(3) Cost of removal and disposal of refuse.	Rs. 7,33,193.25	Rs. 8,00,600.00
(4) Cost of unloading refuse.	3,33,707.27	3,65,231.11
(5) Cost of haulage and unloading per ton.	1.58	1.51 nP.

175. For the decrease in the number of wagons sent to Deonar, two events that occurred during the year were primarily responsible. Firstly, from the latter half of April 1957 thefts on a large scale began to occur of brass bearings of wagons from the Deonar refuse sidings. These activities by their continued growth put out of commission as many as 35 wagons at one time and the refuse trains had thus to be run only with the small balance of working wagons. The thefts were brought under effective control by arranging immediately a strong Police watch at the Siding which was later replaced by a squad of 8 Gurkha watchmen specially engaged at Deonar From August 1957 to stop this pilfering activity. The other factor leading to a fall in the number of wagons sent during the year was the strike of the unloading contractor's men in September 1957 for a few days when no refuse train could be run at all. The contractor's men went on strike in protest of their irregularity and cancellation of several trains during monsoon and the loss caused to them thereby. Ultimately, an agreement was arrived at whereby it was agreed to guarantee payment to the labour for a minimum of 1,500 wagons per month. In the event of a short fall in the actual number of wagons in any month, payment to the contractor's labour for the shortage was to be made good half by the Municipal Corporation and half by the contractor. After the strike was settled in this manner, there were no further stoppages in the service.

176. The lands now to be filled up at Deonar are further away inland and the tracks are required to be extended. It is also necessary to keep an additional siding necessary especially in the monsoon as an emergency reserve. To meet all these demands, a proposal was got approved during the year for the purchase of rails sleepers and other track materials and a provision of Rs. 1,22,970 for this purpose was got sanctioned.

177. *Rolling Stock.*—(i) The position of Rolling stock was as below :—

Refuse wagons in running condition	103 Nos.
Brake vans in running condition	5 Nos.
Refuse wagons under repairs at Mahalaxmi	8 Nos.
Refuse wagons under repairs at Deonar	2 Nos.
Refuse wagons under repairs at Kurla	1 No.
				Total	119 Nos.

(ii) 12 Municipal wagons were scrapped this year; hence 7 more refuse wagons were taken on hire from the Western Railway, at the rate of Rs. 4-8-0 per wagon per day. No. of hired wagons was 66.

178. *Maintenance charges.*—Maintenance charges of Mahalaxmi Siding were increased from Rs. 6,247-14 to Rs. 20,886.24 nP. per year. Cost of repairs and maintenance of wagons amounted to Rs. 1,08,619.38 nP.

179. *Reclamation.*—About 6 acres of land was reclaimed at Deonar during the year, with refuse. Refuse was also dumped for reclamation of low lying lands. The total area at the end of the year thus reclaimed stood at about 460 acres out of 823 acres of Deonar Reclamation Ground.

180. *Income.*—Total income realised from various sources e.g., lease of reclaimed lands, sale of right of cultivation, fishing, skinning etc. amounted to Rs. 80,463 as against Rs. 87,222.75 nP. in the previous year.

181. *Amenities.*—Amenities e.g., Primary Education, Welfare Centre, Maternity Unit etc., provided in the Municipal Labour Camp were continued.

182. *General.*—(i) There were two minor incidents of fire on Kachra Sidings last year and there was no damage to Municipal property.

(ii) There were six derailments during the year but the refuse trains were not affected by them as the wagons derailed were immediately re-railed by our staff. Damage to sleepers etc. amounted to Rs. 900.

(iii) Part refuse which could not be transported to Deonar was dumped in other city dumps.

(iv) The length of mainline and the fixed kachra siding was 6,700 ft. Length of other temporary sidings varied from time to time.

K. B. CARNAC,
B.E., M.I.E., M.I.C.E.,
City Engineer.

APPENDIX 'B'—10

I.—Housing Works completed during 1957-58.—

Serial No.	Category of Housing.	Locality.	No. of Tenements.	Source from which cost was met.
1	Essential Municipal Staff	Maternity Home Naigaum	8	Loan Works Budget 'A'
		R. P. T. B. Hospital	72	Do.
		Bapty Road	96	Do.
		Mahalaxmi	420	Revenue Budget 'A'
			596	
2	General Municipal Staff	D. P. Works Dadar	42	Loan Works Budget A.
		Gilder Lane	144	Revenue Budget A.
		Elphinstone Road, Parel	72	Do.
			258	
3	Public (Low Income Group).	Off Road No. 26, Scheme 57	120	L. W. Budget 'B'.
		Sion Village	24	Do.
			144	
4	Slum Population	Milk Street, Byculla	34	Slum Clearance Grant.
			34	
Grand Total.			1,032	

II.—Works which were in progress during 1957-58 :—

1	Essential Municipal Staff	Chinchpokli	32	Revenue Budget 'A'.
		Near Surya Cinema Parel	48	Loan Works Budget 'A'.
2	General Municipal Staff	M. G. H. Sion	96	Do.
			144	
3	Public (Low Income Group)	Off Road No. 26, Sewri Wadala.	272	Loan Works Budget 'B'.
		Azad Nagar, Wadala	112	Do.
			384	
4	Slum Population	Dharavi Labour Camp	10	Slum Clearance Grant.
		Haines Road, Byculla	12	Do.
			232	
Total			792	

III.—Works for which contract were awarded in 1957-58, and were ready for execution in 1958-59'—

1	Slum Population	Kamathipura	76	Slum Clearance Grant.
		Agripada	80	Do.
		Arthur Road & Stables site	208	Do.
			364 (+6 shops).	

IV.—Works for which tenders were invited :—

1	Slum Population	Body Guard Lines	48	Slum Clearance Grant.
2	General Municipal Staff	Maratha Hospital site, Byculla...	64	Revenue Budget 'A.'
			112	

APPENDIX D—1

Statement showing the details of lengths of sewers and drains cleaned and the quantity silt removed :—

Particulars.	M. leage during the last year.	Increased during the year.	Total Mileage.	M. leage cleaned during the year.	Silt removed in Tons.
Pipe sewers	229.171	1.90	231.071	95.66	3,786.08
Ovoid sewers	21.79	0.09	21.88	6.17	2,016.00
S. W. Drains	217.276	0.23	217.506	10.35	1,148.71

APPENDIX D—2

Statement showing the Details of notices issued by the Drainage Department:—

Sections of the Act under which Notices are issued.	No. of Notices outstanding on 31-3-1957.	No. of Notices issued during the year 1957-58.	No of Notices complied with during the year 1957-58.	No. of requisitions outstanding on 31-3-1958.
231 ...	18	21	18	21
233 (A) (b) ...	26	19	21	24
243 (2) ...	9	5	12	2
244 (1) ...	1	2	3	...
257 (1) (a) ...	951	2,402	2,513	840
257 (1) (a) (1) ...	3	5	1	7
257 (1) (2) (2) ...	1	...	1	...
257.60 ...	2	99	78	23
258 (c) ...	1	1
Total ...	1,012	2,553	2,647	918

APPENDIX E—1

Statement showing the comparative quinquennial figures for the period from 1953-54 to 1957-58; in respect of applications received:—

Year.	Under Section 337.	Under Section 342.	Total No. of buildings dealt with.	Total number of applications.
1953-54 ...	826	1,241	2,067	5,052
1954-55 ...	916	1,135	2,051	4,600
1955-56 ...	849	1,221	2,070	3,428
1956-57 ...	984	1,192	2,176	4,911
1957-58 ...	922	1,221	2,143	5,069

Note.—Two or more modified proposals are generally received in connection with on and the same building. This accounts for the difference between the figures in the last two columns.

APPENDIX E—2

Statement showing the wardwise distribution of (a) tenements constructed during the year and (b) the number of tenements demolished during the year:—

(A) Tenements Constructed

Ward.	No. of single room tenements.	No. of double room tenements.	No. of larger tenements usually known as blocks.	Total.
A ...	29	16	94	139
B ...	49	15	6	70
C ...	1	2	32	35
D ...	20	59	181	260
E ...	44	21	15	80
F ...	46	169	1,108	1,323
G ...	119	65	156	340
Total ...	308	347	1,592	2,247

(B) Tenements demolished

	No. of one room tenements demolished	No. of two room tenements demolished	No. of larger tenements demolished	Total.
A ...	47	87	3	137
B ...	243	12	9	264
C ...	100	20	10	130
D ...	38	...	4	42
E ...	76	18	1	95
F ...	38	38
G ...	52	5	1	58
Total ...	594	142	28	764

Estates and Land Management Department

Shri V. L. Changurde, B.Sc., B.E., LL.B., was in charge of this department during the year under report.

I—ACQUISITION OF LANDS

(A) Improvement Trust Section.

1. *Case No. 374, Scheme No. 5, Temple Property.*—Case was completed.
2. *Scheme No. 52, Worli Village.*—Out of 275 cases, 258 cases were settled and 18 cases were pending before the Land Acquisition Officer who was taking necessary action to prevail upon the villagers to return the compensation paid to them to the Corporation.
3. *Scheme 77, Housing Fishermen of Mahim Foreshore.*—Government land in C. S. No. 1/1505 and 2/1505 of Mahim Division. The work of filling in was still in progress.

B—MUNICIPAL SECTION

(Within City Limit).

Schemes in which progress was made.

1. *Acquisition of land bearing C. S. No. 18 and 1/18 of Mahim Division for the extension of Hindu Cemetery No. 74 at Worli, Case No. LAQ/138.*—The matter was completed.
2. *Acquisition of lands occupied by Milch Cattle Stables in the City of Bombay for public municipal purposes (cases Nos. LAQ/196, 130/1, to 130/23, 142-A, 142-B, 158 and 160).*—Awards in respect of cases Nos. LAQ/130/7, 130/1, 130/22 bearing C. S. No. 879 of Girgaum Division, 435 of Bhuleshwar Division, 436 of Lower Parel Division and 1549 (part) of Byculla Division were declared by the Special Land Acquisition Officer and a total compensation of Rs. 16,07,253.25 NP was paid.
3. *Acquisition of lands in C. S. Nos. 136 (part) 1/136 (part), 2/136, 137, 138 and 139 of Lower Parel Division along Drainage Channel for shifting cemeteries at Haines Road. (Cases Nos. LAQ/78/1 to 78/6).*—The cases were completed.
4. *Acquisition of lands for Extension of B. V. L. Nair Hospital and T. N. M. College. Case No. LAQ/—168* Three small pieces of land which were left out of acquisition were notified for acquisition. Acquisition proceedings were in progress before the Special Land Acquisition Officer.
In respect of acquisition of C. S. Nos. 1/1884, 2 to 6/1885, 1887 and 1 to 8/1887 of Byculla Division, Notification under Section 6 was awaited.
5. *Acquisition of C. S. No. 2/521 of Malabar Hill Division for Offices, Setback and Municipal School.*—Decrees to vacate by 31st December 1957 against all the 182 tenants were obtained. Since the occupants obstructed, notices were issued against them and further action was in progress.
6. *Purchase of plot Nos. 96-98 North and 411 to 413 South of Dadar Matunga Estate Scheme No. 6 and Scheme No. 5.*—Kroja Orphanage property—Deed of Surrender of lease and a fresh lease were executed.
7. *Acquisition of C. S. No. 3168 of Bhuleshwar Division for a School.*—Special Land Acquisition Officer declared his award for Rs. 1,22,993 which was paid and possession of the land taken over.
8. *Acquisition of C. S. No. 54 (part) and 50 (part) of Parel Sewri Division for Schools in Lalbaug Area.*—Notification under Section 6 of the Land Acquisition Act in respect of Site bearing C. S. No. 54 (part) of Parel Sewri Division was issued by Government and proceedings for acquisition of the site were in progress before the Special Land Acquisition Officer. As regards C. S. No. 150 (part) of Parel Sewri Division, the same was withdrawn from acquisition and alternative site in the locality known as Meghwadi was selected for housing and school.
9. *Scheme for widening 1st Marine Street Dhobi Talao (case No. LAQ/16/5).*—The Deed of exchange was being executed.
10. *Acquisition of C. S. No. 1/760 and 2/760 of Mazgaon Division for a Municipal Pumping Station for Chinchpokali Area.*—Possession of the property was taken over and the structures standing on the site were demolished after they were auctioned.
11. *Acquisition of land bearing C. S. No. 718 of Dadar Naigaum Division for Municipal School, housing etc.*—The proposal for acquisition was sanctioned by the Corporation. Necessary deed of conveyance was under preparation.
12. *Renewal of lease of C. S. No. 1/201 and 1/51 of Malabar and Cumballa Hill Division, held on lease for, Public Latrines.*—The lease document was prepared and was being executed.
13. *Acquisition of C. S. No. 431 (part), 437 654 and 655 of Parel Sewri Division at Golanji Hill Estate known as Dabholkar Wadi.*—Payment of the purchase price was made to the owners and possession of the property was taken over.
14. *Acquisition of Plot No. 113, Agripada (West) Estate for the extension of Nair Hospital.*—Deed of surrender was executed and possession of the property was taken over after paying the compensation.
15. *Acquisition of C. S. No. 2A/23 (part) of Sion Division for widening of the Sion Trombay Road.*—Deed of Transfer was being prepared by the Solicitor to Government.
16. *Acquisition of C. S. No. 725 (part) and 1/725 (part) of Malabar Hill and Cumballa Hill for the purpose of Housing at Tardeo.*—Deed of conveyance was executed and possession of the property was taken over on payment of purchase price.
17. *Acquisition of C. S. No. 24 of Dadar Naigaum Division for Housing purposes (Case No. LAQ/173).*—Award was declared by the Special Land Acquisition Officer and possession of the property was taken over after making the payment of awarded amount to the Government.

18. *Acquisition of land in C. S. No. 138A/74 and 138 B/74 of Parel Sewri Division for the extension of K. E. M. Hospital and Housing of Essential Staff.*—Notification under Section 4 was being awaited and arrangements to take over the vacant portion of the site for immediate requirements were being finalised. Total estimated liability was Rs. 9,69,752.

19. *Acquisition of about 45 properties in the City (where buildings have collapsed,) for various municipal purposes.*—Hearings of the objections under Section 5A of the Land Acquisition Act were in progress before the Deputy Collector of Bombay. Total liability in these cases was Rs. 13,63,887.

20. *Acquisition of certain site at Nagdevi Street for housing.*—As the cost of acquisition was likely to be excessive, it was decided to drop the acquisition proposal.

21. *Acquisition of property known as Dabholkar Adda at Parel, Government Gate Road bearing C. S. Nos. 153, 155, 1/155, 2/155, 156, 1/159, 1A/159, 1B/159 1C/159, 1D/159 and 160 of Parel Sewri Division for development and improvement of the locality.*—As the land was heavily encumbered, to expedite the case and to obtain vacant possession, it was proposed to acquire this site under the Land Acquisition Act. The total liability in this case was Rs. 6,22,605.

22. *Acquisition of property known as Mumbadevi Tank for Recreation Ground and other Municipal purposes.*—Notification under Section 4 was issued by the Government and enquiry under Section 5 was completed. Notification under Section 6 of the Land Acquisition Act was being awaited. The price of the property at Rs. 17,00,000 was deposited with the Collector of Bombay, pending finalisation of the case. Total liability in this case was Rs. 18,25,000.

23. *Acquisition of properties on the fringe of Mumbadevi Tank.*—Negotiations for fixing up the price were in progress.

24. *Acquisition of a certain land at Matunga for a Market.*—It was decided to drop the idea to acquire the original site and Corporation was considering the acquisition of another suitable site. Total liability for the new site was Rs. 92,007.

25. *Acquisition of Government land in C. S. No. 12 (part) of Girgaum Division at Chaupati for Krida Kendra.*—An additional strip of 25' width in the rear was also handed over by Government to Municipality. Terms for the transfer were being finalised by Government.

26. *Acquisition of C. S. No. 61 (part) Dadar Naigaum Division known as Shinde wadi for a Recreation Ground.*—Conveyance Deed was executed and possession of the property was taken over.

27. *Site for an open air theatre at Azad Maidan.*—Sanction of the Central Government for the proposed transfer was being obtained through the State Government.

28. *Acquisition of C. S. No. 82 of Dadar Naigaum Division for a Recreation Ground.*—The Corporation sanctioned the purchase of this site and the owner agreed to sell the land to Municipality. Draft Conveyance was being prepared by the Solicitor to Corporation. Estimated liability was Rs. 1,28,951.

29. *Acquisition of C. S. No. 1243 of Girgaum Division for a School.*—The site was agreed to be purchased and a Deed of Conveyance was being prepared. Estimated Liability was Rs. 4,75,930.

30. *Acquisition of site bearing C. S. No. 631 (part) known as Angrewadi for School.*—The Corporation approved the purchase of the site. Deed of Conveyance was executed and possession of the property taken over.

31. *Acquisition of a certain site at Colaba for a Maternity Home.*—Corporation approved the acquisition of the site under Land Acquisition Act and Government was requested to take up the acquisition proceedings. Total Estimated Liability in this case was Rs. 3,64,400.

32. *Acquisition of Government Land bearing C. S. No. 414 of Tardeo Division for Housing of Nair Hospital Staff.*—Negotiations to take over the land from Government were finalised and approval of the Corporation to the proposal was obtained. The total estimated liability was Rs. 1,70,050.

33. *Acquisition of land at Tod Bunder Colaba for Sewage Purification Works.*—Possession of the land was taken over. Deed of transfer was being prepared by the Government Solicitors.

34. *Acquisition of a certain site at D'Souza Street for a school.*—Sanction of the Corporation was obtained and Government was requested to take proceedings to acquire the site under Land Acquisition Act. Total estimated liability was Rs. 2,36,400.

35. *Acquisition of a certain site at Tardeo Road for widening of the Road.*—Sanction of the Corporation was being obtained. Estimated liability was Rs. 15,590.

36. *Acquisition of property known as Lalbaug Garamkhada Market bearing C. S. Nos. 49, 1/49, 123, 1/50 of Parel Sewri Division.*—Sanction of the Corporation was obtained and a Draft Conveyance was being prepared. Total estimated liability was Rs. 13,55,072.

37. *Acquisition of land in original plot Nos. 98 and 120 of Mahim Town Planning Scheme No. III for School, Garden etc.*—Sanction of the Corporation was obtained to the proposal. Deed of transfer was being prepared. Total estimated liability was Rs. 2,01,365.

38. *Acquisition of land bearing C. S. No. 97-99 of Mahim Division at College Gully for a recreation ground.*—The Corporation approved the proposal and the necessary deed of conveyance was being prepared by the Solicitor to Corporation. Total estimated liability was Rs. 1,32,802.

39. *Purchase of Plot No. 6, East Agripada South Estate, C. S. No. 1845 of Byculla Division.*—Negotiations for the purchase were finalised and approval of the Corporation was being obtained. Total estimated liability was Rs. 3,05,580.

40. *Acquisition of C. S. No. 733 and 2/733 of Mahim Division for municipal purposes.*—Approval of the Corporation was being obtained. The estimated liability was Rs. 61,540.

41. *Acquisition of C. S. No. 1975 of Bhuleshwar Division for widening of Road.*—Approval of the Corporation was being obtained. Estimated liability was Rs. 1,66,570.

42. *Acquisition of vacant land at Shaikh Budan Comodian Street off Grant Road for a School.*—Approval of the Corporation was being obtained. Total estimated cost was Rs. 27,531.

43. *Acquisition of C. S. No. 32 (part) of Sion Division for a pumping station.*—Conveyance deed was being prepared by the Government Solicitors and the matter was nearing completion.

44. *Acquisition of property bearing C. S. Nos. 204 and 1/204 of Tardeo Division at Grant Road.*—Approval of the Corporation was being obtained.

45. *Acquisition of a site at Dharavi for Municipal Housing.*—Approval of the Corporation was being obtained. The total estimated cost was Rs. 1,60,680.

C—SUBURBAN SECTION

Schemes in which progress was recorded.

1. *Acquisition of Plot No. 50 (part) of Town Planning Scheme III Santacruz (East) for a School.*—Deed of Conveyance for acquiring a triangular plot of land was nearing completion. Estimated liability was Rs. 901.

2. *Acquisition of land at Trombay for School.*—Joint Survey of the land was carried out. Draft deed of conveyance was being prepared by the Solicitor to the Corporation.

3. *Acquisition of land belonging to Messrs. Godrej Boyce and Co. and Messrs. Vadilal C. Gandhi and others, Messrs. P. P. Gandhi and others for a Development Scheme at Vikhroli.*—Joint survey of the land was carried out and Notification under Section 6 was being awaited. Estimated Liability was Rs. 13,40,415.

4. *Acquisition of land along Bombay Agra Road and belonging to Shri Khetani and others for a School.*—It was decided to drop this proposal.

5. *Acquisition of a Site for a school at Deonar.*—Sanction of the Corporation to the proposal was obtained and Government was requested to take steps to acquire the land. The land was notified under Section 4 of the Land Acquisition Act. Estimated Liability in this case was Rs. 6,300.

6. *Acquisition of two Sites one on the East and one on the west side of Andheri for a Public Garden.*—Government notified the land under Section 4 of the Land Acquisition Act. Proposal for the acquisition of site on the West of Andheri was dropped and approval of the Corporation for an alternative site was being sought.

7. *Taking on lease of a site at Jogeshwari (East) for a Municipal School.*—The land belonged to Jogeshwari Co-operative Housing Society which had taken it on a lease from Government whose approval to the Sub-lease by Society to Municipality was obtained. The Sub-lease was being prepared by Solicitor to the Corporation.

8. *Acquisition of land at Kol Dongri, Andheri (East) for a school and a Dispensary.*—Negotiations for the purchase of land were finalised and sanction of the Corporation thereto was obtained. Estimated liability in this case was Rs. 37,020.

9. *Acquisition of a plot in Vile Parle (West) for a Public Library.*—The Land was notified under Section 4 of the Land Acquisition Act and a joint survey thereof was also completed. Notification under Section 6 was being awaited. Estimated liability in this case was Rs. 7,600.

10. *Acquisition of land for chlorination Plant at Bhandup.*—The Land was notified for acquisition under Section 4 of the Land Acquisition Act. A Joint survey was carried. Notification under Section 6 was awaited. Estimated liability was Rs. 4,470.

11. *Acquisition of 8 sites for sanitary conveniences at Mahul, Ghatla, Govandi, Ghavanpada.*—Out of the eight sites to be acquired, in case of four sites notification under Section 4 of the Land Acquisition Act was issued by Government.

In case of the remaining four sites Deeds of Conveyances were nearing completion. Estimated liability in all the cases was Rs. 20,616.

12. *Acquisition of a certain site at Vile-Parle (West) for a Market.*—Government was approached to take proceedings to acquire the land under the Land Acquisition Act. Notification under Section 4 was awaited. Estimated liability in this case was Rs. 99,160.

13. *Acquisition of land for a Dispensary at Marol.*—Government notified the land under Section 4 of the Land Acquisition Act and joint survey of the land was carried out. Notification under Section 6 was being awaited. Estimated liability in this case was Rs. 8,340.

14. *Acquisition of land for extension of Dawood Baug Road and a school at Andheri.*—Government notified the land under Section 4 of the Land Acquisition Act and a survey of the land is being carried out. Estimated liability in this case was Rs. 41,644.

15. *Acquisition of survey No. 47 Hissa No. 1 (part) and 2 (part) of Mogra for a school at Andheri.*—The land was jointly surveyed with the representatives of the owner and a Deed of Conveyance was being prepared. Estimated liability in this case was Rs. 23,040.

16. *Acquisition of S.No. 19 Hissa No. 1, Survey No. 20, Hissa No. 1, S.No. 21 A, Hissa No. 1, S.No. 110, Hissa No. 2 of Andheri for extension of Andheri Market.*—Corporation approved the proposal for the purchase. As the owners failed to honour the agreement, sanction of the Corporation to acquire the land under the Land Acquisition Act was being obtained. Estimated Liability was Rs. 1,83,050.

17. *Acquisition of a certain plot for a public park at Bhandup.*—The Corporation approved the proposal and Government was requested to take proceedings to acquire the land under the Land Acquisition Act. Estimated Liability was Rs. 1,09,725.

18. *Acquisition of a certain plot in Vile Parle (East) for a school.*—Government was requested to acquire the land under the Land Acquisition Act. Notification under Section 4 was issued by the Government. Estimated liability in this case was Rs. 66,150.

19. *Acquisition of a certain site in Vile Parle (West) for a School.*—Corporation approved the proposal and Government was requested to acquire the land under the Land Acquisition Act. Notification under Section 4 was issued by Government. Estimated liability in this case was Rs. 41,540.

20. *Acquisition of a certain site at Andheri for Garages, Road widening and Dispensary.*—Sanction of the Corporation was being obtained to acquire the site under the Land Acquisition Act. Estimated liability was Rs. 47,460.

21. *Acquisition of a certain site for infectious diseases Hospital at Mithi River Bridge, Marol.*—Sanction of the Corporation was obtained and Government was requested to acquire the land. Notification under Section 4 of the Land Acquisition Act was issued by Government. Estimated liability in this case was Rs. 2,41,000.

22. *Acquisition of land at Bhandup Village for a public sanitary convenience.*—Joint survey of the land in question was carried out and notification under Section 6 was awaited...

23. *Acquisition of land for a fire brigade Station at Chembur (Case No. LAQ/347).*—The Land Acquisition Officer declared his award and possession of the property was taken over.

24. *Acquisition of land for construction of 60' road off Ghatkopar Mahul Road near Chembur Level Crossing Crossing.*—The land was notified under Section 4 of the Land Acquisition Act. Government was requested to survey the land. Estimated liability was Rs. 2,84,276.

25. *Acquisition of land near Chembur Station along Ghatkopar Mahul Road for a pumping Station and widening of Road.*—The matter was completed.

26. *Acquisition of S. No. 297/1, 298/1 (part) of Kurla for an access to the Pumping Station opposite junction of Balgrami Road and Bombay Agra Road.*—Award was declared and possession of the property was taken over.

27. *Acquisition of a certain property at Malad for offices, School, Housing etc.*—The Corporation approved the proposal and Government was requested to acquire the land under the Land Acquisition Act. Estimated liability was Rs. 2,25,265.

28. *Acquisition of land for a 25' road between Chembur and Ghatla.*—Approval of the Corporation was obtained and Government was requested to acquire the land under the Land Acquisition Act. Estimated liability was Rs. 7,662.

29. *Acquisition of a certain site at Chakala for public sanitary conveniences.*—Approval of the Corporation was being obtained. Estimated Liability was Rs. 1,920.

30. *Acquisition of a certain plot at Andheri for Municipal Housing Scheme.*—Approval of the Corporation to the proposal was obtained. Estimated liability was Rs. 1,23,730.

31. *Acquisition of land for a school at Bhandup.*—The Corporation approved the proposal and Government was requested to acquire the land under the Land Acquisition Act. Estimated Liability was Rs. 7,110.

32. *Acquisition of a Plot of land at Bhandup for a Primary School and Harijan Quarters.*—Corporation sanction to the proposal was obtained Estimated liability was Rs. 43,670.

33. *Acquisition of land at Andheri for the extension of Andheri Market.*—The Corporation approved the proposal and Government was requested to acquire the land under the Land Acquisition Act. Estimated liability was Rs. 13,670.

34. *Acquisition of land at Jogeshwari for shifting the Potters from Dharavi.*—Sanction of the Corporation was being obtained. Estimated liability was Rs. 2,53,625.

35. *Acquisition of a certain land at Chembur for housing.*—Sanction of the Corporation was being obtained Estimated Liability was Rs. 3,88,080.

36. *Acquisition of land at Govandi for housing Squatters' colony, Road and Housing.*—Corporation approved the proposal. Estimated liability was Rs. 26,28,755.

37. *Acquisition of a certain land at Mulund for a Fire Brigade Station.*—Sanction of the Corporation was being obtained. Estimated liability was Rs. 25,530.

38. *Acquisition of land at Village Mohili and Oshivara for shifting milch cattle stables in Eastern Suburbs and Western Suburbs.*—Sanction of the Corporation was being obtained. Estimated liability was Rs. 5,50,545

39. *Acquisition of land at Mulund for Housing.*—Negotiations with the Government of India for taking over the land were in progress.

D.—MUNICIPAL PROPERTIES UNDER ACQUISITION BY GOVERNMENT

Schemes in which progress was recorded.

1. *Acquisition by Government of India, Plot No. 104 Scheme No. 11, West Agripada Estate, Case No. LAQ/180.*—The Land Acquisition Officer declared his award and possession of the plot was handed over to the Government.

2. *Acquisition of land out of C. S. No. 6 of Sion Division for Express Highway.*—Case No. LAQ/162/A/I Government agreed to pay the interest to the Municipality on the awarded amount.

3. *Acquisition of Plot No. 21, Scheme No. 57 Sewri Wadala (South) Estate by Government for the University of Bombay.*—Case No. SB-LAQ-301.—The land was notified under Section No. 4 of the Land Acquisition Act and hearings of objections under Section 5A of the Land Acquisition Act were in progress before the Deputy Collector of Bombay.

II.—PROGRESS OF DEVELOPMENT SCHEMES

Existing Schemes.

Scheme 56, Dharavi Estate.—Several alternative schemes were still under consideration.

Scheme 52, Worli Estate.—The Housing Commissioner constructed structures according to the proposed revised layout of the Neighbourhood Unit area. However, the entire project has not been completed. The work of closing the open channel drain has been taken in hand.

Corporation's sanction to the layout and to the premium to be charged is being obtained.

III.—SPECIAL ROADS SCHEMES

1. *Development of Gollanji Hill Estate.*—Layout for the development of the scheme is still under consideration.

2. *Construction of a road on Tulsi Pipe Line land between Haines Road and Mahim Creek.*—Portion of Tulsi Pipe Line between Dadar and Matunga has been concreted. For the remaining portion, the work was held up for want of cement.

IV.—CHANGES IN LAYOUT

Haji Ali Park.—An additional area of 2,000 square yards was given on 999 years lease to the Society for Rehabilitation of Disabled and Crippled children and the same is merged in plot No. 10 near Haji Ali Park. The remaining area i.e., excluding the plot leased to the Society and the one reserved for the hostel and play ground for the National Medical College, is to be converted into 24 plots. After the layout is sanctioned by the Corporation, plots 1 to 5 and 10 to 16 will be allotted to the Government as desired by them and the remaining plots will be at the disposal of the Corporation.

There were no changes in layouts in *Ex-Trust Estates*.

V.—REVIEW OF THE EX-TRUST AND MUNICIPAL ESTATES.

A.—Ex-Trust Section

There were no changes in X, Y and Z lands. The changes effected in the other *Ex-Trust estates* are shown in Appendix No. 1.

Out of the total area of 1,39,36,000 square yards (about 2,879 acres) vesting in or acquired by the *ex-Trust* as on 31st March 1958 about 37.3 per cent. remained to be developed and out of the developed area about 2.5 per cent. remained to be leased which included an area of 1,64,680 square yards reserved for Municipal purposes, viz., Schools, Markets, etc. The average value of the leased plots was Rs. 21 per square yard and that of the plots which remained to be leased was estimated at Rs. 28 per square yard.

B.—MUNICIPAL SECTION

A piece of land measuring 2181 square yards at Haji Ali Park Plot No. 10 was leased as an additional land to the Society for the Rehabilitation of Crippled and Disabled Children, on rental basis at an annual rent of Rs. 2,726. The capital value thereof worked out to Rs. 54,525 at Rs. 25 per square yard.

The statement below indicates the progress of the disposal of the Municipal land during the previous three years. The total area available for disposal as on 1st April 1958 was about 5114 square yards valued at Rs. 76,710 on the basis of Rs. 15 per square yard.

DISPOSAL OF MUNICIPAL LAND

Year.	No. of plots.	Area in sq. yds.	Capital value Rs.
1954-55	1	1,286	1,22,170
1955-56	1	2,696	1,21,320
1956-57	1	357	8,925

VI—SLUM CLEARANCE

1. *Acquisition of lands for extension of Kelepadi Lane so as to meet Queen's Road*.—The Government agreed to transfer C. S. No. 38 of Girgaum Division at a nominal price and Deed of Transfer was nearing completion. As regards C. S. No. 34 (part), the award of the Land Acquisition Officer for Rs. 3,450 was declared and possession taken over after payment.

2. Scheme 76, Lohar Chawl Gully Improvements Scheme, Cases Nos. LAQ/113/1 to 113/36, C. S. Nos. 927, 928, 930, 931, 932 (part), 933, 940, 941, 942, 1117, 1124, 1126, 1127, 1129, 1130, 1137, 1138, 1139, 1140, 1141, 1142, 1143, 1146, 1147, 1149, 1150, 1123, (part) 929, (part) 943, (part) 937, 1135, (part), 1125, (part), 1144, (part), 1548, (part) and 1156, (part) of Mahim Division:—

Awards in respect of 34 properties were declared during the period prior to the year under report. Awards for the remaining two properties were being awaited.

VII—DISHOUSING AND REHOUSING

It will be seen from the Appendix No. 14 that the number of tenements provided upto date in the *ex-Trust estates* including those erected by the Development Department and several mills exceeds the number of tenements demolished as shown below:—

(a) Tenements provided in Trust Chawls including 3 rooms and 2 rooms tenements and cottages at Matunga	10,508
(b) Tenements constructed under Municipal Housing Scheme	325
(c) Tenements provided in chawls erected by the Spring Mills, Century Mills, Kohinoor Mills, and the David Mills and in chawls erected by the Development Directorate on the <i>ex-Trust estates</i> and in the various Police Accommodation Schemes	18,870
(d) Tenements constructed by the Housing Board in <i>ex-Trust land</i>	1,216
(e) Tenements provided in Semi-permanent sheds erected by the <i>ex-Trust</i>	4,033
(f) Tenements provided in the lessees buildings	41,232
Total	76,184
Less—Tenements demolished	38,701
Excess of new tenements over demolished ones	37,483

VIII—NEW HOUSING SCHEMES

(1) In addition to the tenements already constructed and mentioned in the previous years report, the following new tenements were completed during the year under report :—

- (i) 144 tenements at Gilder Lane.
- (ii) 120 tenements at Wadala behind Spring Mills.
- (iii) 72 tenements near Elphinstone Road Market.
- (iv) 24 tenements at Sion.

(2) New residential accommodation made available in the houses erected by lessees during the year comprised of 964 tenements.

(3) The management of 660 Semi-permanent rooms constructed by the Citizen's emergency Relief Committee on the municipal and ex-Trust land for the housing of explosion victims continued to be vested in the Municipality. The demolition value of the structures payable to the City Emergency Relief Committee was approved and accepted by the Government and the Committee and steps were being taken to purchase the tenements by providing necessary funds.

(4) *Housing of Squatters.*—The number of Squatter families residing at Mankhurd and Jogeshwari Colonies was 2,264 and 1,767 respectively, as against 2259 and 1510 in the previous year. The increase in Jogeshwar Colony is due to the removal of squatters from the City and Suburbs. The site at Mankhurd Colony is being required by the Government of India for Atomic Energy Commission. Steps are therefore being taken to provide new colony for squatters at Govandi. The recoveries at both the colonies continued to be far from satisfactory owing to acute unemployment among the squatters. Legal action was started in selected cases where the squatters appeared to be of some means.

The recoveries of rent at both the colonies were Rs. 21,315 and Rs. 25,322 against the demand including arrears of Rs. 4,35,148 and Rs. 1,75,748 respectively.

The recoveries of rents of the Dormitory at Palton Road effected amounted to Rs. 49,509 during the year. The Meeting-hall was occupied on rare occasions.

The newly constructed Dormitory at Naigaurn was allowed to be occupied temporarily for a period of two years as a hostel for students of the G. S. M. College, Parel.

IX—DISPOSAL OF LANDS

(1) LONG LEASES

The number of plots let during the year was 6. The total area of the land thus disposed of admeasures 20,227 square yards (about 4.2 acres) valued at Rs. 5,68,650. The total No. of plots disposed of upto the end of 1957-58 after taking into account the 1 plot surrendered during the year was 4,264 with an area of 60,10,425 square yards (about 1241.8 acres) and valued at Rs. 12,49,00,630 yielding an annual rent of Rs. 42,96,563. In respect of plots for which premium or commutation amounts had not been received, the rate at which ground rent was commuted was 22½ years, purchase of plots let before 23rd November 1920 and 18 years' purchase thereafter upto May 1948. From May 1948 the ground rent for the plots was charged at 5 per cent. per annum (instead of 6 per cent. per annum charged since 1920) on the value of land and the amount of commutation was fixed at 21 times the annual ground rent (vide Corporation Resolution No. 157 dated the 6th May 1948).

Where the period of commutation expired the lessees were allowed to commute at the rate of 28 times the annual ground rent reserved (vide Corporation Resolution No. 1031, dated the 11th February 1943) but commutation now is being discouraged.

The progress in the disposal of Trust lands on permanent basis during the year is shown in Appendix No. 2.

The details of leases in each estate are shown in Appendix No. 3.

The area of the land disposed of during the year under report shows a decrease over the figures for the last year.

The amount received by way of commutation of ground rent and premium etc., during the year was Rs. 4,39,730.

The amount received by way of commutation of ground rents and premium since the amalgamation of the Improvements Trust with the Municipality are shown in Appendix No. 12.

A comparative statement showing the number of permanent tenancies with the demand and collection as on 31st March of the past four years is given in Appendix No. 4.

The percentage of 24.44 of arrears could be attributed mostly to the usual tendency on the part of the new Building Tenants to withhold payment of ground rent to the extent of the cash security deposited by them with a view to getting the same adjusted towards ground rent. The main items of arrears can be classified as under :—

	Rs.
(1) Arrears in respect of properties re-entered for which legal action is taken ...	91,988
(2) Ground rents withheld by lessees to the extent of their security deposits ...	1,37,373
(3) Ground rents in respect of plots occupied by Government of Bombay and Defence Department ...	1,39,944
(4) Ground rent in respect of properties vested in the Deputy Custodian of Evacuee Properties ...	53,163
(5) Ground rent in respect of plots against which disputes have been raised and their cases are under consideration ...	44,155
Total	4,66,623

If these items are excluded, the arrears amount to Rs. 6.19 lacs which is equal to 13.93 per cent. of the amount collected.

SHORT LEASES

Three leases granted during the year including two cases wherein extensions of periods were allowed are as shown in Appendix No. 5.

The number of vacant land tenancies of both *ex-Trust* and Municipal estates was 4,031 at the close of the year. The demand for vacant land tenancies in *ex-trust* estate for the year under report was Rs. 8,12,300 and the recovery was Rs. 5,16,637 inclusive of arrears.

The Collector of Bombay requisitioned large areas of land vacated by the Defence Department in Scheme 6, Sion 52 and 58 Worli, for the Housing Commissioner and the Commissioner of Police. The rent charged for the land for these occupations came to Rs. 7,66,746 for the period ending 31st March 1958 at the same rate at which The Defence Department was paying. As the rates of compensation were still under consideration of the Collector of Bombay, no payment was received except for occupations in Scheme 6 for which rates were settled.

X—MANAGEMENT OF PROPERTY AND COLLECTION OF REVENUE

A.—Trust Section

(a) *Chawls permanent*.—The gross demand of 10,798 rooms including shops, godowns rooms, etc., in the *Ex-Trust* chawls for the year was Rs. 14,43,383 as on 31st March 1958 against Rs. 13,71,417 at the end of the previous year.

The net demand for the year for all the chawls was Rs. 13,99,443 on account of the concessions allowed in rent to public bodies, Societies, Police Commissioner, etc., and some Harijan Tenants at Mazagaon chawls. The concessional rent includes the rents of rooms let out to the peons of the different departments in lieu of house-rent allowance and rent-free quarters allowed to 239 sweepers of this department. The revenue actually collected came to Rs. 13,57,039 which was equivalent to 75.38 per cent. of the total outstanding including the previous arrears of Rs. 4,00,785. As several protests from the tenants' Associations were received against the increase in rent sanctioned under C. R. No. 541, dated the 16th July 1956, the Corporation have under their resolution No. 736, dated the 19th September 1957 directed that the rents of rooms in *Ex-Trust* Chawls and Semi-Permanent Sheds be increased at 25 per cent. with minor adjustments in partial modification of previous orders. The tenants have been allowed to liquidate their accumulated arrears within a reasonable period. In case of looms, the increased rents have been re-fixed at 40 per cent. instead of 60 per cent. as the weavers were unable to bear the full increase.

On representations from several peons who were allowed to occupy H. R. A. rooms when there was no scarcity of accommodation, the rooms of those who were allotted prior to 31st December 1944, have been converted as Standard rent rooms from 1st April 1958.

The collection on account of rents from the permanent chawls during the year amounted to Rs. 13,57,039. Deducting therefrom the charge on account of outgoings amounting to Rs. 8,78,818 the net income comes to Rs. 4,78,221.

The Capital expenditure incurred on the Chawls including the value of the land is Rs. 162.6 lacs. The Corporation have to pay interest and sinking fund charges at the rate of 4.65 per cent. per annum on the capital expenditure prior to 1919-1920 and 6.35 per cent. per annum on the expenditure incurred in subsequent years. This amounts to Rs. 9.43 lacs per annum (*vide* Appendix 13). After deducting the amount of net income from the amount of interest and sinking fund charges the accounts for the chawls show a loss of about Rs. 4,51,698.

In order to look after the work of the sanitation of the chawls, 168 members of the conservancy staff were appointed and this work was being supervised by the Mukadams and Chawl Superintendents in-charge of each group of chawls.

Sanitary propoganda was carried on by means of instructions and posters on clean, and healthy living as was done in the previous years.

Schemes of awarding prizes for the maintenance of best sanitation in chawls sanctioned by the Corporation under their Resolution No. 533, dated the 9th August 1951 was continued during the year.

Bye-laws for maintaining sanitation, etc., at municipal chawls and buildings were enforced and fines aggregating to Rs. 151 were imposed and collected from the tenants for breaches of these rules. First Aid Sets and sick room requisites were maintained at 8 chawls-centres, Matunga Labour Camp, Dharavi and Mankurd Colony.

Electric installations with separate meters in each tenements were provided in chawls at Pais Street, Clerk Road, Palton Road Chawls Nos. 1 and 2, Labour Camps at Schemes 52 Worli and 57 Sewri Wadala during the year. Rupee one per meter per month was being charged to make up the cost of installation of meters and maintenance of electric fixtures, the monthly consumption charges being paid by the tenants to the B. E. S. & T. UNDERTAKING.

(b) *Semi Permanent Sheds*.—The gross demand in respect of 4,147 rooms in the Semi-permanent sheds including the permanent ground floor rooms and sheds known as Labour Camps for the year, was Rs. 4,96,508. The net demand after excluding the amount of Rs. 281 for vacancies and Rs. 9,947 for concessional rent which was set off against the house rent allowance was Rs. 4,86,280. The revenue actually collected came to Rs. 4,64,106, which was equivalent to 79.09 per cent. of the total recoverable rent including arrears of Rs. 1,00,520 for the previous years.

General remarks on chawls and Semi-permanent Sheds.—The average population in these chawls during the year 1957-58 was 72,509, as against 63,835 in 1956-57 and 62,934 in 1955-56, respectively while the corresponding figure for semi-permanent sheds including the Labour Camp were 34,911, 29,972 and 29,938.

respectively. The death rate in the Ex-Trust chawls during the year was 3.5 per 1,000 against 3.6 and 3.3 in the previous years. These were exclusive of deaths not reported to the Chawl Officers as also of those that might have occurred outside the chawls in Hospitals, etc. Members of the inferior staff who were entitled to receive house-rent allowance continued to occupy rooms rent-free in lieu thereof. Railway passes were issued at municipal costs to such of the members of the inferior staff as were provided with rent-free quarters beyond one mile from their place of work. Pursuant to the Standing Committee Resolution No. 80, dated the 15th April 1946, 239 scavengers out of 409 belonging to the Department were allowed rent-free occupations and the remaining members were in receipt of house rent allowance.

The percentage of outgoings in respect of the chawls and semi-permanent sheds are shown in Appendix No. 6 on the basis of annual rental of Rs. 13,99,443 for chawls and Rs. 4,86,280 for semi-permanent sheds total outgoings being 64.76 per cent. and 73.74 per cent. respectively.

Amounts transferred to Rent Equalisation fund and Amenity fund were Rs. 1,65,600 and Rs. 55,220 respectively. Revenue collected from tenements constructed for slum clearance was Rs. 72,504 inclusive of arrears.

(c) *Acquired Premises.*—At the commencement of the year, there were 570 acquired or surrendered buildings in charge of this department containing 5,206 tenancies. At the close of the year there were 5,224 tenements in 569 buildings, the difference being due to demolition of 4 structures and 3 structures acquired during the year.

The gross demand of 2,224 tenements in the acquired and re-entered buildings was Rs. 10,58,073. After excluding the amount of Rs. 13,149 for vacancies and Rs. 3,284 for concessions in rent the net demand for the year was Rs. 10,41,640.

The increase in rent effected at the graded scale from 1st September 1956 was under dispute. The rents, however, have been refixed by applying the percentage permissible under the Rent Act. The fall in collection during the year was due to the dispute.

The Revenue actually collected amounted to Rs. 9,18,607 which was equal to 74.44 per cent. of the total recoverable amount including arrears of Rs. 1,92,336 for the previous years.

Rawli Hill Camp.—The gross demand of 815 tenements in old military hutments at Sion Koliwada, Rawli Camp was Rs. 70,506 and after excluding the amount of Rs. 1,827 for vacancies the net demand was Rs. 68,679. The recovery inclusive of arrears effected amounted to Rs. 54,605.

Summary of Revenue.—Details of the total collections of revenue from permanent leases short leases and monthly tenancies can be seen from Appendix No. 7.

Requisitioned Buildings.—The management and collection of rents in respect of 18 properties having 472 tenancies requisitioned from private landlords for A. R. P. purposes were continued to be looked after by this department. The demand in respect of these tenancies for the year was Rs. 71,318 and the recovery was Rs. 71,960 which was equal to 70.12 per cent. of the total recoverable amount including arrears of Rs. 31,305.

12 rooms in Anand Bhuvan etc have been released to the owners during the year under report. As regards other requisitioned buildings efforts were being made to hand over the possession to the owners by providing alternate accommodation to the occupants.

Tenements constructed for the explosion victims.—660 tenements constructed at Arthur Road, Fergusson Road and at Wadala Road for explosion victims were being continued to be managed by this department. The rents collected were being credited to a separate head of account and expenditure incurred for the collection and maintenance including the payment of assessment, etc., was being met from the same account. The demand in respect of these properties for the year was Rs. 80,286. A sum of Rs. 79,075 was recovered out of the total dues including the arrears and current demand aggregating to Rs. 1,07,919.

During the year under review the demand and recovery of taxes aggregated to Rs. 3,08,128 and Rs. 2,78,465 respectively. The arrears due for collection at the close of the year stood at Rs. 5,73,003.

B.—MUNICIPAL SECTION.

Temporary Leases.

(1) *Hornby Road to Ballard Pier Scheme.*—The total rent recovered from the estate during the year amounted to Rs. 2,710. The previous year's recovery was Rs. 3,039.

(2) *Paltoa Road Estate.*—The total rent recovered from the estate during the year amounted to Rs. 1,110 as against the amount of Rs. 1,240 recovered during the previous year.

(3) *Revenue from Cultivation Right.*—The fees collected for the right of cultivation gathering fruits etc. amounted to Rs. 3,228.

Statement of Collection of Revenue from the old Municipal Properties is given in Appendix No. 8.

XI—LEGAL

During the year 878 ejectment suits were filed against the tenants for subletting the rooms as also for arrears of rent, taxes, etc. The corresponding figures for such suits during the previous five years, from 1952-53 were 1,300, 1,516, 1,922, 1,410 and 1,360 respectively.

One claim suit was filed during the year under report.

An expenditure of Rs. 19,203.48 was incurred during the year for filing the suits. A sum of Rs. 8,563.18 was recovered towards Court Costs. Some of the suits are still proceeding in the court.

No new suit was filed in the High Court during the year under report.

GENERAL

(1) *Construction of additional floors on buildings on leasehold plots and motor garages, retention of temporary structures, etc., in the compulsory open spaces of leasehold plots.*—During the year under review, permissions were granted as detailed in the appendix No. 9 for different purposes stated therein.

(2) *Checking encroachments etc., on compulsory open spaces.*—In about 204 cases the lessees of plots in trust Estates were found to have made encroachments on compulsory open spaces and had allowed change of user in their properties. In all such cases, actions to remedy such irregularities were in progress and in few cases where they were considered to be technical in nature they were got regularised by recovery of extra premium or ground rent.

(3) *Plots unbuilt upon.*—At the end of the year about 293 plots the possession of which was already given to the parties were lying vacant as they could not start construction work on account of scarcity of building materials and their prohibitive prices. There were also about 414 plots admeasuring 6,29,102 square yards agreed to be leased but possession of which could not be handed over to the Building Tenants either on account of temporary lettings standing thereon or due to want of proper access for drainage arrangements. The annual ground rent of them would amount to Rs. 9,18,643.

(4) The Corporation by their Resolution No. 1888 dated the 4th March 1957 permitted the construction of buildings of a ground and three upper floors on the plot Nos. 1 to 6 of Scheme 32, East Agripada North Estate at Musa-Killedar Street from which the stables were removed outside the City.

5. The Corporation by their Resolution No. 14, dated the 11th April 1957 has empowered the Municipal Commissioner to sanction advertisement hoarding on all ex-trust plots.

6. At the request of the Government, the Corporation by their Resolution No. 279, dated the 4th July 1957 leased to them for Geological experiments, the area consisting of fossiliferous rocks on the eastern slope of Worli Hill.

7. The Corporation by their Resolution No. 403, dated the 19th July 1957 permitted conversion of motor garages into flour mills subject to certain terms and conditions.

8. The Corporation by their Resolution No. 1457, dated the 20th January 1958 sanctioned Ajaxawnings fixtures on payment of extra premium.

9. The Corporation by their Resolution No. 2143, dated the 24th March 1958 have disallowed the use of motor garage as a store room in respect of plots leased by the Corporation.

10. The Corporation by their Resolution No. 2142, dated the 24th March 1958 permitted the enclosure of otlas with collapsible shutters.

11. The Corporation by their Resolution No. 2144, dated the 24th March 1958 permitted the size of the Dust bin to be increased to 4'×4'×4' in the compulsory open space of Ex-trust plots.

12. *Reorganisation.*—Further implementation of the recommendations made by Messrs. Ibcons Ltd., on the reorganisation of this department in their Reports Nos. 21 and 22 was continued during the year.

Progress of implementation is indicated in the management control indices furnished in Appendix No. 10.

V. L. GHANGURDE,
Estate Agent and Land Manager.

APPENDIX No. 1.

Statement showing the total areas of developed and undeveloped lands in the Ex-Trust Estates.

Change in	As at the beginning of 1957-58 sq. yds. in thousands.	As at the end of 1957-58 sq. yds. in thousands.
DEVELOPED LAND		
Area permanently leased	58.01	58.14
Area of Trust chawls Sites	1.90	1.90
Area sold	0.09	0.09
Area reserved for a Municipal market	0.02	0.02
Area yet to be permanently leased	2.15	1.52
Total	62.17	61.67
Rent of permanently leased area (in rupees in thousands)...	42.73	42.92
UNDEVELOPED LAND		
Area of land	51.97	51.97
Cost of its acquisition (in rupees in thousands)	18,709	18,709

APPENDIX No. 2.

Statement showing the disposal of Ex-Trust lands during the year 1957-58

Particulars.	No. of plots.	Area in sq. yds.	Capital Value.	Annual rent.
Plots leased on—			Rs.	Rs.
I Rental Basis	6	20,227	5,68,650	28,434
II Premium basis
Total plots disposed of	6	20,227	5,68,650	28,434
Plots disposed of in 1957-58 or earlier but surrendered to the Municipality	1	7,147	1,42,940	7,148
	5	13,080	4,25,710	21,286*
Corresponding figures for—				
1956-57	23	28,892	7,69,822	38,359
1955-56	3	554	4,00,560	5,953
1954-55	7	4,288	3,49,736	15,592

* If the rent ceased due to commutation of ground rent during the year is taken into account, the result would show a figure of Rs. 18,815 instead of Rs. 21,286.

APPENDIX No. 3.

Number of Plots disposed of in the different Ex-Trust Estates during 1957-58.

Estate.	No. of plots.	Area in sq yds.	Capital Value.	Annual Rent.	Premium received or receivable.
			Rs.	Rs.	Rs.
Sion Matunga	1	7,670	1,45,730	7,287	...
Scheme 58, Worli	2	2,232	1,06,020	5,301	...
Sewri Wadala (North)	3	10,325	3,16,900	15,846	...
Total	6	20,227	5,68,650	28,434	...

APPENDIX No. 4.

Comparative Statement of demand, Collection etc. in respect of permanently leased plots.

Particulars.	1955	1956	1957	1958
(1) Number of Tenancies	3,313	3,353	3,371	3,411
(2) Opening balance of arrears in lacs of rupees	8.08	7.92	8.29	9.64
(3) Demand for the year in Lacs of rupees	34.38	33.95	34.56	34.78
(4) Total demand including arrears in lacs of rupees...	42.46	41.87	42.85	44.42
(5) Amount collected in lacs of rupees	34.42	33.56	33.21	33.56
(6) Percentage of collection to the demand including arrears	81.04	80.16	77.50	75.55
(7) Percentage of collection to the demand for the year	100.09	98.85	96.09	96.49
(8) Percentage of arrears to amount for collection	18.65	19.79	22.50	24.44

APPENDIX No. 5

Statement of short leases granted during 1957-58 in respect of Municipal and Ex-Trust Plots.

Serial No.	Name of the tenant	Locality	Area Sq. yds.	Period
1	R. M. Parekar, Prop. Parel Chemical	Gollanji Hill Road	1,914	5 years.
2	General Secretary, Automobile Manufacturers Employees Association.	Scheme No. 57 along road No. 39 Near Turner Sanatorium.	500	20 years.
3	Caltex India Ltd.	Scheme No. 47, Case No. 9.....	574	25 years.

APPENDIX No. 6.

Statement of percentages of outgoings in respect of Chawls and S. P. Sheds

Particulars.	Permanent chawls.		Permanent ground floor rooms and S. P. sheds	
	1956-57	1957-58	1956-57	1957-58
Sanitary staff	12.80	11.93	15.35*	15.76
Pumpmen	0.15	0.21
Cost of Management and Establishment	7.50	7.50	7.50	7.50
Municipal Rates and Taxes	16.56	15.82	21.60	22.29
Repairs and Maintenance including lighting Vacancies	33.27	29.30	38.80	28.19
	70.28	64.76	83.25	73.74

*Including labour camp.

APPENDIX No. 7.

Summary of Revenue of B Budget properties for 1957-58.

Particulars.	COLLECTION OF REVENUE.		
	Permanent.	Temporary.	Total.
	Rs.	Rs.	Rs.
Demand for the year	34,77,931	37,92,380	72,70,311
Arrears	9,64,536	23,48,110	33,12,646
Total	44,42,467	61,40,490	1,05,82,957
Amount collected	33,56,148	33,01,529	66,57,677
Variations in demand for the previous year carried during the year	...	— 46,994	—46,994
Amount written off	...	24,282	24,282
Arrears as on 1st April 1958	10,86,319	27,67,685	38,54,004
Arrears as on 1st April 1957	9,64,536	23,48,110	33,12,646
Arrears as on 1st April 1956	8,28,909	19,24,438	27,53,347

Note:—Figures in appendix No. 7 are subject to reconciliation.

APPENDIX No. 8.

Summary of Revenue of 'A' Budget properties for 1957-58.

Particulars.	REVENUE.		
	Permanent.	Temporary.	Total.
	Rs.	Rs.	Rs.
Amount for collection (demand for the year) ...	1,50,116	7,21,940	8,72,056
Amount of arrears for the year ...	78,194	1,77,879	2,56,073
Total ...	2,28,310	8,99,819	11,28,129
Amount collected ...	1,43,288	6,62,737	8,06,025
Variation in demand for the previous year carried during the year ...	-6	+46,224	+46,218
Amount written off ...			
Arrears as on 1st April 1958 ...	85,016	2,83,306	3,68,322
Arrears as on 1st April 1957 ...	78,194	1,77,879	2,56,073
Arrears as on 1st April 1956 ...	57,872	1,63,305	2,21,177

Note—Figures in appendix No. 8 are subject to reconciliation.

APPENDIX No. 9.

Statement of Permissions granted in respect of leased plots for 1957-58

Description.	No. of Plots...	Premium	Ground Rent.
		Rs.	Rs.
Motor garage ...	38	50,979	1,671
Additional floors ...	173	2,55,399	15,736
Change of User ...	21	...	1,940
Miscellaneous proposals such as encroachments S. O. Ps. basement floors, canopies temporary structures, gallery projections, rewas projections, etc. etc. ...	470	1,46,111	3,431

APPENDIX No. 10.
Progress of Implementation of Messrs. Ibcos's Reports No. 21 and 22.

Period.	Actual Staff.	Standard Staff.	Index
Reference	799	562	70.3
March 1953	782	562	71.8
March 1954	712	562	78.9
March 1955	705	562	80.0
March 1956	668	563	84.0
March 1957	658	563	85.0
March 1958	631	563	89.2

APPENDIX No. 11 Capital Account. Figures in Lakhs.

Particulars	1954-55		1955-56		1956-57		1957-58	
	In the year.	To end of the year.	In the year.	To end of the year.	In the year.	To end of the year.	In the year.	To end of the year.
RECEIPT.								
Loan	...	1,736.90	...	1,736.90	19.28	1,756.18	27.38	1,783.56
Discount or Premium	...	-14.20	...	-14.20	-0.19	-14.39	-0.62	-15.01
Sale Proceeds	14.84	681.85	7.39	689.24	12.30	701.54	4.76	706.30
Appropriation from General Account	+3.61	-206.04	-4.62	-210.66	-4.56	-215.22	+7.01	-208.21
Special contribution from Government	5.00	59.00	...	59.00	...	59.00	...	59.00
Release of Debentures lodged with Govt.	...	42.60	...	42.60	...	42.60	...	42.60
Extraordinary receipts	...	25.10	...	25.10	...	25.10	...	25.10
Miscellaneous
Total	-23.45	2,325.21	2.77	2,327.98	26.83	2,354.81	38.53	2,393.34
EXPENDITURE								
<i>I.—On Govt. and Municipal Property</i>								
Schedule 'W'	...	13.50	...	13.50	...	13.50	...	13.50
Do. 'X'	...	16.20	...	16.20	...	16.20	...	16.20
Do. 'Y'	...	4.70	...	4.70	...	4.70	...	4.70
Police Accommodation Schemes	...	91.60	...	91.60	...	91.60	...	91.60
Total	...	126.00	...	126.00	...	126.00	...	126.00
<i>II.—On the Trust own acquired lands—</i>								
Cost of Management and Estab.	2.47	208.03	2.49	210.52	2.33	212.85	2.07	214.92
Acquisition of land	1.27	982.67	2.74	985.41	3.15	988.56	5.91	994.47
Chawls	4.31	177.40	14.29	191.69	5.60	197.29	4.97	202.26
Roads	12.31	501.97	10.56	512.53	6.70	519.23	6.28	525.51
Other works	3.44	54.48	1.79	56.27	2.02	58.29	4.55	62.84
Mill companies chawls	...	7.70	...	7.70	...	7.70	...	7.70
Total	23.80	1,932.25	31.87	1,964.12	19.80	1,983.92	23.78	2,007.70
<i>III.—Miscellaneous—</i>								
Office Buildings	...	4.50	...	4.50	...	4.50	...	4.50
Other items	...	12.30	...	12.30	...	12.30	...	12.30
Total	...	16.80	...	16.80	...	16.80	...	16.80
<i>IV.—Disposal of Profits</i>
<i>V.—Debentures lodged with Govt.</i>	...	42.60	...	42.60	...	42.60	...	42.60
<i>VI.—Repayment of Loan</i>	...	98.45	...	98.45	16.48	114.93	29.44	1,437
Total	23.80	2,216.10	31.87	2,247.97	36.28	2,284.25	53.22	2,337.47
Balance	.35	109.11	29.10	80.01	9.45	70.56	14.69	55.87

APPENDIX No. 12

Analysis of General Account

(Figures in columns 2 to 12 shown in lakhs.)

Year.	RECEIPTS						EXPENDITURE					Balance appropriated Capital account.	REMARKS.
	Rents.	Municipal contribution.	Share of tobacco duty.	Interest on investment.	Miscellaneous.	Total.	Maintenance.	Municipal rates and taxes.	Interest and sinking fund.	Miscellaneous.	Total.		
(1)	(2)	(3)	(3A)	(4)	(5)	(6)	(7)	(8)	(9)	(10)	(11)	(12)	(13)
	Rs.	Rs.	Rs.	Rs.	Rs.	Rs.	Rs.	Rs.	Rs.	Rs.	Rs.	Rs.	
1898-1899	1.9	1.9	1.1	0.1	1.8	Rent received in 1898-99 was mainly rent under Schedule 'Z'
1899-1900	0.7	0.8	...	1.5	0.2	0.2	0.4	1.1	
1900-1901	0.9	4.8	...	1.6	...	7.3	0.3	0.2	2.2	...	2.7	4.6	
1901-1902	1.2	4.8	...	1.5	...	7.5	0.4	0.2	2.5	...	3.1	4.4	
1902-1903	1.4	5.0	...	3.5	...	9.9	0.4	0.2	4.1	...	4.7	5.2	
1903-1904	2.6	3.5	...	2.3	...	8.4	0.4	0.4	5.7	0.1	6.6	1.8	
1904-1905	5.8	2.0	...	2.7	...	10.5	0.7	0.9	8.1	0.1	9.8	0.7	
1905-1906	9.7	2.5	...	1.9	...	14.1	1.4	1.3	10.1	0.1	12.9	1.2	
1906-1907	8.5	3.0	...	2.1	0.1	13.7	1.9	1.1	11.2	0.1	14.3	-0.6	
1907-1908	8.1	3.6	...	2.4	0.1	14.2	2.2	1.0	12.1	0.1	15.4	-1.2	
1908-1909	9.4	4.5	...	1.2	0.1	15.2	2.5	0.8	13.0	0.1	16.4	-1.2	
1909-1900	11.4	7.8	...	1.5	0.2	20.9	*3.3	1.0	16.0	0.1	20.4	0.5	
1910-1911	14.4	8.9	...	1.5	0.1	24.9	*3.1	1.0	19.1	0.1	23.3	1.6	
1911-1912	16.6	8.6	...	2.2	0.1	27.5	*3.0	1.3	20.2	0.1	24.6	2.9	
1912-1913	18.0	9.2	...	2.0	...	29.2	*2.7	1.0	20.5	0.1	24.3	4.9	
1913-1914	20.9	9.3	...	2.5	...	32.7	*2.4	1.2	21.4	0.3	25.3	7.4	
1914-1915	23.0	9.8	...	1.5	0.1	34.4	-2.7	1.5	22.4	0.3	26.9	7.5	
1915-1916	24.8	10.2	...	1.5	...	36.5	2.9	1.6	23.8	0.3	28.6	7.9	
1916-1917	27.2	11.0	...	2.5	0.1	40.8	3.1	1.7	25.8	0.2	30.8	10.0	
1917-1918	29.8	11.0	...	2.9	0.1	43.8	3.6	1.7	25.6	0.2	31.1	12.7	
1918-1919	33.2	11.5	...	2.0	0.1	46.8	3.6	2.0	25.2	0.2	31.0	15.8	
1919-1920	35.7	15.2	...	1.7	0.2	52.8	3.7	2.2	24.1	0.6	30.6	22.2	
1920-1921	37.5	15.7	...	5.4	0.5	59.1	4.0	2.4	29.4	1.0	36.8	22.3	
1921-1922	43.4	15.8	...	5.4	0.4	65.0	6.4	2.9	52.6	0.6	62.5	2.5	
1922-1923	45.0	17.9	...	4.9	0.1	67.9	7.9	3.5	64.1	-0.5	75.0	-7.1	
1923-1924	44.2	19.1	...	7.6	0.2	71.1	9.6	3.2	74.2	0.6	87.6	-16.5	
1924-1925	50.5	20.2	...	6.4	0.4	77.5	9.0	4.4	80.6	0.6	94.6	-17.1	
1925-1926	48.7	22.3	...	6.8	0.2	78.0	8.6	3.4	93.7	0.2	105.9	-27.9	
1926-1927	49.5	22.4	...	7.2	3.2	82.3	9.6	3.6	90.5	-0.3	103.4	-21.1	
1927-1928	48.5	23.1	...	6.3	2.3	80.2	11.3	3.8	90.2	...	105.3	-25.1	
1928-1929	47.6	23.0	...	3.8	1.0	75.4	10.6	2.7	90.4	...	103.7	-28.3	
1929-1930	51.0	22.9	...	2.7	0.1	76.7	10.2	2.9	89.3	...	102.4	-25.7	
1930-1931	50.2	23.1	...	2.7	0.2	76.2	10.2	3.4	92.1	...	105.7	-29.5	

*Includes interest paid to Government and the Municipality under Section 68 (1) of the old Act as shown below :-

Year.	Government. Rs.	Municipality. Rs.	Total. Rs.
1909-10	65,350	41,241	1,06,591
1910-11	46,440	37,841	84,281
1911-12	61,858	37,276	99,134
1912-13	68,194	37,431	1,05,625
1913-14	54,644	27,668	82,312
Total	2,96,486	1,81,457	4,77,943

* Includes an amount of Rs. 1.23 lakhs still to be adjusted.

1931-1932	49.3	23.5	...	1.4	0.1	74.3	10.5	3.3	4.3	...	108.1	-33.8
1932-1933	49.3	23.5	7.4	1.1	0.1	81.4	11.8	3.0	96.5	...	111.3	-29.9
1933-1934	49.2	32.9	11.4	3.9	...	97.4	7.5	4.4	98.2	...	110.1	-12.7
1934-1935	50.9	33.4	10.9	3.3	...	98.5	9.6	4.2	98.6	...	112.4	-13.9
1935-1936	50.3	33.4	9.8	2.8	0.1	96.4	9.5	3.8	102.3	20.8	136.4	-40.0
1936-1937	51.2	32.2	11.8	4.9	0.2	100.3	10.3	3.6	85.2	...	99.1	+1.2
1937-1938	50.6	34.4	12.4	4.6	0.6	102.6	10.5	3.3	83.1	...	96.9	+5.7
1938-1939	52.0	34.3	10.4	4.2	0.4	101.3	15.0	3.2	80.9	...	99.1	+2.2
1939-1940	53.5	37.1	9.9	3.4	0.4	104.3	16.1	3.4	80.2	...	99.7	+4.6
1940-1941	52.5	35.7	5.4	3.9	0.6	98.1	18.1	3.6	80.3	...	102.0	-3.9
1941-1942	52.3	36.9	10.0	4.0	0.3	103.5	14.3	3.4	80.0	...	97.7	+5.8
1942-1943	54.2	24.7	4.1	4.0	0.3	87.3	14.4	3.2	79.6	6.3	103.5	-16.2
1943-1944	54.7	26.3	10.0	4.0	0.4	95.4	15.2	3.2	79.5	...	97.9	-2.5
1944-1945	60.0	27.3	10.0	4.4	0.3	102.0	17.3	4.1	78.1	...	99.5	+2.5
1945-1946	60.3	28.4	7.5	4.3	0.5	101.0	20.0	4.4	77.6	...	102.0	-1.0
1946-1947	60.1	30.0	8.6	4.7	0.3	103.7	23.1	4.6	76.6	...	104.3	-0.6
1947-1948	67.9	30.0	9.2	5.5	0.3	112.9	24.2	4.4	77.1	...	105.7	+7.2
1948-1949	59.0	31.7	2.0	5.4	0.6	98.7	31.0	4.7	77.0	...	112.7	-14.0
1949-1950	60.7	32.9	10.0	5.9	0.7	110.2	29.8	4.7	76.3	...	110.8	-6
1950-1951	59.4	34.6	10.0	5.8	0.5	110.3	32.1	4.9	77.4	...	114.4	-4.1
1951-1952	60.8	36.3	10.0	5.8	0.6	113.5	28.5	5.9	76.5	...	110.9	+ 2.6
1952-1953	63.58	35.84	7.42	5.32	.73	112.89	33.8	9.1	75.89	...	118.79	-5.9
1953-1954	68.13	36.99	10.0	5.25	0.66	121.03	37.49	7.5	76.15	...	121.14	-1.1
1954-1955	71.83	39.62	10.0	5.07	.83	127.35	40.42	7.37	75.95	...	123.74	+3.61
1955-1956	68.61	39.89	6.38	3.78	.64	119.30	45.86	2.45	75.62	...	123.93	-4.63
1956-1957	68.68	43.75	5.00	4.10	.93	122.46	44.46	7.38	75.19	...	127.03	-4.57
1957-1958	67.24	44.53	14.56	4.39	.26	130.98	40.14	7.71	76.12	...	123.97	+7.01
Total to the end of 1957-1958.	2387.57	1271.82	234.16	216.21	21.25	4131.01	752.97	183.51	3370.42	32.4	4339.30	-208.29

Particulars of Municipal (Improvements) Chawls, Capital Cost, Net Annual Returns

Serial No.	Name of the Chawl.	Year in which the site of chawls appropriated or construction of chawls.	Total area of the site of chawls sq. yds.	Rate per sq. yd. as in the year given in column 3.	Value of the site (cols. 4 & 5)	Constructional cost of the chawls including 7½ per cent. for management and establishment.	Cost of work, value of the land and management and establishment charges (columns 6 and 7).	Interest and Sinking fund charges on Capital outlay at 4.61 per cent. on column 8 up to 1919 and thereafter at 6.35 percent.	Gross annual rent.	Annual profit + or loss — i.e., 35.24 per cent. of column 10—9.
(1)	(2)	(3)	(4)	(5)	(6)	(7)	(8)	(9)	(10)	(11)
			Sq. Yds.	Rs.	Rs.	Rs.	Rs.	Rs.	Rs.	Rs.
1	1-4 Agripada A Chawls	1900	7,285	7	50,995	1,85,505	2,36,500	10,903	32,598	+ 584
2	5-16 Do. B do.	1903	11,925	6	71,550	5,41,639	6,13,189	28,269	78,618	- 565
3	31-32 } 38-40 } 45-46 } Do. C do.	1903	6,251	6	37,506	2,79,182	3,16,688	14,599	41,324	+ 37
4	19-24 Chandanwadi Chawls	1904	9,664	15	1,44,960	3,76,915	5,21,875	24,059	85,415	+ 6,041
5	25-27 } 29,30 & 31 } Imamwada A Chawls	1905	13,442	13.8	1,81,467	4,98,562	6,80,029	31,349	85,708	- 2,629
6	50 Do. B do.	1905	949	13.8	12,811	19,368	32,179	1,483
7	33-37 Mandvi-Koliwada Chawls	1908	4,169	75	3,12,675	2,76,040	5,88,715	27,140	82,564	+ 1,955
8	52 Workmen's Cottages, Matunga	1905	944	5	4,720	12,083	16,803	774	1,641	- 196
9	17-18 Nagpada A Chawls	1903	2,569	7	17,983	8,2358	1,00,341	4,626	14,668	- 543
10	39 Do. B do.	1904	2,099	7	14,693	99,776	1,14,469	5,277	15,964	- 348
11	28 Princess Street Chawls	1907	1,480	30	44,400	42,412	86,812	4,002	7,663	- 1,302
12	42-44 } 47-49 } Suparibaug Chawls	1910	8,081	4.8	36,364	3,39,878	3,76,242	17,345	49,867	+ 228
13	52-57 Chinch Bunder Chawls	1913	8,496	26.66 (d)	2,26,560 (c)	3,79,622	6,06,182	27,945	67,850	- 4,035
14	86-95 Cottage Blocks (old)	1920	2,780	10	27,800	36,069	63,869	4,056	3,889	- 2,686
15	58-61 Clerk Road Chawls	1921	4,181	15	62,715	4,39,814	5,02,529	31,911	41,185	- 17,398
16	62 Pais Street Chawls	1921	3,419	15	51,285	1,70,863	2,22,148	14,106	16,701	- 8,221
17	63-66 Mominpura Chawls (Old)	1921	7,760	15	1,16,400	4,31,655	5,48,055	34,801	24,211	- 26,270
18	67-72 Three-room tenements, Scheme 5	1922	5,609		33,654	2,64,717	2,98,371	18,946	17,948	- 12,622
19	73-78 Two-room tenements, Scheme 6	1922	4,234	6	25,404	2,91,972	3,17,376	20,153	22,356	- 12,275
20	79-85 Cottage Blocks (new)	1922	7,808	6	46,848	69,312	1,16,160	7,376	3,554	- 6,124
21	Blocks. 1-19 Bellasis Road Chawls	1922	35,704	19	6,78,376	25,75,065	32,53,441	2,06,594	2,01,900	- 1,35,445
22	1-16 Mazgaon Chawls	1922	29,081	10	2,90,810	21,77,079	24,67,889	1,56,711	1,47,055	- 1,04,889
23	1 Mominpura Chawls (New)	1923	3,911	20	78,220	3,14,276	3,92,496	24,923	27,957	- 14,719
24	1-23 Love Lane Chawls	1925	13,367	18.8	2,47,289	11,36,407	13,83,696	87,865	1,20,426	- 45,427
25	1-10 Sydenham Road Chawls	1925	12,795	16	2,04,720	7,78,071	9,82,791	62,407	74,364	- 36,202
26	1-2 Palton Road Chawls	1940	3,255	25	81,365	2,32,503	3,13,878	19,931	76,388	- 21,036
27	3 Palton Road Chawls	1952	1,856	50	92,777	3,48,544	4,41,321	28,024
28	A-J Sewri Chawls	1955	6,643	25	1,66,075	5,06,514	6,72,589	28,120	58,200	- 7,611
29	† 4 Palton Road Chawls	1956	29,340	...
30	Naigum Chawl	1957	14,029	...
	Total	...	2,19,757	...	33,60,432	1,29,05,201	1,62,66,633	9,43,695	14,43,383	- 4,51,698

- (a) Rs. 8-8-0 for 8 larger rooms (double rooms having partition inside)
 (b) Represents loams.
 (c) This figure represents the value at Rs. 40 per sq. yd. of the site situated between the 25' road and the Railway and measuring 5664 sq. yds.
 (d) This figure is arrived at by dividing (c) by 8496 yds.

- A= Includes rooms rentires in li. Sweepers.
 B= Rooms used for Office & Stores.
 C= do temporarily occupied by Schools.
 D= do occupied by Chawl Supds. quarters including Office & Stores.
 E= do do do Shops.
 F= do do do Gymnasium.
 G= do do do Godowns.

* Calculated at 4.24%
 † Chawl under Slum clearance.

Statement showing dishousing and rehousing operations on the Trust

YEAR.	NUMBER OF TENEMENTS DEMOLISHED UP TO THE END OF THE YEAR				NUMBER OF TENEMENTS PROVIDED UP-TO								
					MUNICIPAL BUILDINGS			(1) IN POLICE ACCOMMODATION SCHEMES (2) IN POORER CLASSES Do. Do. (3) BY MILL COMPANIES AND (4) IN B. D. D. CHAWLS					
					One room.	Two room.	Larger.	Total Col. (2) to (4).	Perma- nent chawls.	S. P. Sheds.	Total Col. (6) and (7).	One room.	Two rooms.
(1)	(2)	(3)	(4)	(5)	(6)	(7)	(8)	(9)	(10)	(11)	(12)	(13)	
1898-99 to	29,545	5,481	3,671	38,697	10,551	4,087	14,638	18,198	160	349	163	18,870	
1955-56	
1956-57	2	2	108	...	108	
1957-58.	2	2	120	...	120	
Total	29,549	5,481	3,671	38,701	10,779	4,087	14,866	18,198	160	349	163	18,870	

13. Number of tenements, full letting value and permissible actual population.

Percentage of net annual return 35.24 of col. (10) of capital cost (col. 8).	Total Number of rooms. Column 18+19.	Number of floors including ground floor.	Floor area of tenements including verandah.	Rent per room as on 31-3-1958	Economic rent	Number of rooms living Purpose.	Number of rooms let for Shops, Godowns, or Municipal purposes.	Total population	Equivalent Adults.	Maximum permissible population in adults.		Population per acre in largest groups per column No.
										Population per tenement.	Total population.	
(12)	(13)	(14)	(15)	(16)	(17)	(18)	(19)	(20)	(21)	(22)	(23)	(24)
4.85	312	3	175	7 20	8 14 0	276	1-B, 5-D & 30-E	2,080	1,967	5	1,375	1,323
3.91	658 288	4	110 142	6 20 8 75	7 10 0 8 1 0	926	20-E	5,687	5,352	4	3,708	
4.59	433	4	177	7 20 7 65	8 12 0	414	18-E 1-F	2,770	2,650	5	2,065	1,800
5.66	674	4	125	9 55	10 6 0	633	2-D, 9-E	4,190	2,945	4	2,656	
4.23	857	4	135	8 00 8 30 8 90	9-13, 10-1 10-5	846	2-B, 4-C & 5-D	4,407	3,866	4	3,380	1,340
4.85	30	4	160	10 40	Re. 9-13 10-1, 10-5	30	
3.43	278	4	176	9 00	17 5 0	222	30-E, 26-G	3,540	3,320	5	1,113	1,350
5.15	15	1	120	8 30	12 7 0	4½	67½	...
4.91	144	4	148	8 30	9 10 0	144	...	2,350	2,120	5	720	...
3.11	144	4	160	10 95	9 10 0	144	3½	504	2,032
4.50	64	4	136	7 45	14 2 0	64	...	537	452	4	256	
3.87	481	4	176	8 05	9 4 0	479	1-B, 1-F	2,982	2,858	4½	2,155½	...
2.14	405	2	176	23 15	13 6 0	372	33-C	3,000	2,550	3½	130	1,340
2.77	14	1	275	9 25	38 0 0	5	70	...
2.61	325	4	176	10 25	13 12 0	320	4-E 1-F	5,054	4,049	5	1,600	...
1.55	134	4	175	9 00	15 13 0	131	3-E	1,920	1,460	5	655	...
2.11	246 (b) 160	4	175	38 69 42 50	13 8 0	241	6-D	3,070	2,455	5	1,200	923
2.45	36	3	562	21 90 24 45	Re. 55, 60 & 65
	72	3	338	28 31 29 62	Re. 35, 33, 32
1.07	10	3	325	10 25 12 85 9 00	35
2.14	1,549	1	176	9 00	Re. 16-5, 18-6, 17-14	1,513	20-C 7-D & 9-E	9,200	7,600	5	7,565	...
2.06	1,505	4	176	10 95 12 85 10 95	Re. 15-6, 15-14 13 8 0	1,263	36-C, 4-D & 7-E	8,635	7,522	5	50 6 40	...
2.44	234 (b) 54	4	176	11 60 24 45 23 15	Re. 15-9, 16-1, 16-9, 17-1, 17-9	792	6-D, 22-E & 1-F	2,440	1,925	5	13 368 01	2,104
	821	4	176	10 25 10 95 11 60	Re. 15-7, 16, 16-8, 32, 33, 35	387	1-B, 1-C, 1-D & 1-E	5,445	5,145	5	125	...
2.74	391	4	176	25 50	Re. 15-7, 16, 16-8	125	24-E 7-G	2,922	2,516	5	630	...
3.56	156	4	180	22 00	Re. 35	76	4-E, 6-G	2,280	2,140	5
	86	4	180	27 00 21 00 23 25	Re. 35	194
8.62	194	2	180	27 00 21 00 23 25	Re. 35	120	26-E
3.50	10,570	...	180	827

* 5-B, 61-C, 35-D, 180-E, 4-F, 72-G.

14. Estates since the commencement of the Trust.

THE END OF THE YEAR										NET ADDITION (+) OR REDUCTION (-)	
IN LESSREES' BUILDINGS					One room	Two rooms	Larger	Servants'	Grand		
One room.	Two rooms	Larger.	Servants' quarters.	Total cols. 14 to 17	cols. 8+9+14.	cols. 10+15.	cols. 11+16.	quarters cols. 12+17.	Total cols. 19 to 22.	In the year cols. 23-5.	To end of the year.
(14)	(15)	(16)	(17)	(18)	(19)	(20)	(21)	(22)	(23)	(24)	(25)
18,129	9,291	11,415	2,220	41,055	50,965	9,451	11,764	2,383	74,563	35,866	3,5866
...	46	382	...	429	108	46	383	...	537	535	535
4	156	803	1	964	124	156	803	1	1,084	1,082	1,082
18,133	9,493	12,600	2,221	42,448	51,197	9,653	12,950	2,384	76,184	37,483	37,483

WATER WORKS

Shri J. D. Daroga, M.Sc. (Eng.) (Lond.), B.E., M.I.E., A.M.Inst., C.E., A.M.I., Mech.E., M.I.P.H.E., M.R.S.H., D.I.C. (Lond.), held the post of Hydraulic Engineer through the year under report.

The Administration Report of Water Works Department is arranged under the following heads :—

- I.—Head Works at Lakes and Trunk Water Mains.
- II.—Maintenance Branch, Outside City Division.
- III.—Maintenance Branch, Inside City Division.
- IV.—Distribution Branch.
- V.—Construction Branch.
- VI.—Remodelling Branch.
- VII.—Survey and Design Branch.
- VIII.—Works of Interest.
- IX.—General.

I.—HEAD WORKS AT LAKES AND TRUNK WATER MAINS.

(1) The City of Greater Bombay derives its water supply by gravity from four lakes or impounded reservoirs namely Tansa, Vehar, Tulsī and Vaitarna. Tansa Lake, which forms the main source of the City's Water Supply, is situated 66 miles by road from Bombay. The useful storage capacity of the lake is 40,660 million gallons. Vehar Lake, situated 18 miles by road from Bombay, has a total useful storage capacity of 9,120 million gallons. Tulsī Lake, with a total useful storage of 2,294 million gallons, is situated 22 miles from Bombay. Vaitarna Lake, which is 74 miles from Bombay, has reached the total useful storage capacity of 39,510 million gallons. The work of fixing the Spillway Gates was completed during the year.

(2) A total quantity of 24,370 million gallons was transferred during the year from Vaitarna to Tansa Lake through the horse shoes shaped Vaitarna Tunnel of 83 sq. ft. cross sectional area. Water from the Tansa Lake is brought to the City by a masonry aqueduct, two Nos. of 72" > 57" diameter steel mains and one 96" diameter steel main. The masonry duct runs upto Ghatkpar following the contour of the country and passes through tunnels in the Hills at 13 places, the valleys being crossed by 48" Cast Iron and 50" Steel Pipes in the form of inverted syphons. The alignment of the trunk mains is shown in Appendix I.

(3) Appendices II and III give statistics of supply and quantity of water used for different purposes during the year. Appendix IV shows the average supply per day for the City during the last 57 years and the quota per head based on census figures. The Tansa, Vehar, Tulsī and Vaitarna Lakes recorded total rainfalls of 96, 97, 113 and 109 inches, respectively.

(4) The Tansa lake overflowed for a total period of 21 days and the total quantity of water discharged over the waste-weir was 17,500 million gallons.

(5) The Tulsī lake overflowed for a total period of 27 days and the quantity discharged over the Waste-Weir was 1,600 million gallons.

(6) The Vehar Lake did not overflow during the year.

(7) The Vaitarna Lake overflowed for a total period of 76 days and the quantity discharged over the Waste-Weir was 1,75,000 million gallons.

(8) An average supply of 170.92 million gallons per day was given to Greater Bombay during the year. Appendix V gives information regarding the catchment of the lake areas, full supply levels, rainfalls, overflows, contents of the lakes, evaporation, absorption and other losses etc. Appendix VI shows a graphical record of rainfall for the last seventy years. The figures of evaporation losses recorded at the lakes for the various months during the year under review are tabulated under Appendix VII.

II.—MAINTENANCE BRANCH, OUTSIDE CITY DIVISION.

(9) This branch is entrusted with the work of repairs and maintenance of trunk mains, embankments, cuttings, culverts, bridges, trolley tracks, head works at the lakes, sterilization of City's water supply, painting of steel mains, maintenance and repairs to motor trolleys, loco and material wagons, upkeep and repairs of Tansa-Atgaon Road, removal of algae in various lakes, and maintenance and repairs to water works structures in the outside city division. Repair works pertaining to the various plants and machinery in the Outside City were carried out at the Water Workshop at Ghatkopar which comprises of Machine Shop, Fitter Shop, Smithy, Carpenter's Shop, Painting Shop, Welding Shop, Motor Vehicles Servicing and Repairs Shop, etc. The strength of the Workshop staff including the cholera-Plant Staff was 63 and it was classified as "Factory" under the provisions of the Factories Act.

(10) The following are the details of the trunk mains, embankments, culverts, tunnels, etc., maintained Maintenance of Trunk Mains, Embankments, during the year :—
etc.

Length of steel mains	... 169 miles.
Length of cast iron mains	... 48.25 miles.
Length of the masonry duct	... 23.25 miles.
Length of the tunnels	... 3.88 miles.
Length of the embankments	... 118.00 miles.
Bridges and culverts	... 362 Nos.
Length of the trolley track	... 81.5 miles.

(11) There were two bursts during the year. One on 72" West main at miles 30.2 F from Tansa occurred on 30th June 1957, and was repaired at an approximate cost of Rs. 36,000. The second burst occurred on 48" Vehar mains near Kurla Station on 16th January 1958, which was repaired at an approximate cost of Rs. 6,500. There were 41 major and 2,223 minor leaks on the trunk mains, which were repaired expeditiously. A section of about 1,600 R.ft. of 72" Tansa East main which had collapsed in the year 1939-40 had deteriorated to a considerable extent and the circumferential and longitudinal joints were leaking very heavily. The leaks were repaired temporarily by welding patch plates and channels by isolating this section of the East Main for a period of about a fortnight. Corporation approved of plans and estimates *vide* Corporation Resolution No. 1256, dated the 21st January 1957 to replace this pipe line at an estimated cost of Rs. 1,86,204. The work however, could not be taken in hand as the steel plates required for the fabrications of pipes were not available due to steel shortage.

(12) 112 leaks occurred on the masonry aqueduct and 149 on syphon mains during the year, repairs
Duct Line. to which were carried out departmentally.

The masonry Duct line conveying water to the City from Tansa to Ghatkopar was put out of commission from Tansa to Pogaon from November 1957 in order to enable the work of repairs to be taken up in the Mandola-Khaling Section, a stretch of about 2 miles located about 15 miles from the Tansa Lake.

The section of Duct line between Pogaon and Ghatkopar was, however kept in commission by feeding into it from the steel trunk mains, which lie adjacent to it in that area.

The work of renovation is being done as a part of the Master Plan for the distribution of water supply to the Greater Bombay Area, through the Special Engineer's Branch.

(13) 60,295 R.ft. of steel mains of various sizes were painted during the year and 9,087 sq. ft. of stone-pitching and 87,350 Cu. ft. of earth filling were carried out.

(14) 96" Main.—Complete length of 96" Vajarna main was brought into commission and maintenance works such as cleaning and greasing of rollers and tightening of the expansion joints etc., were carried out periodically. It was, however, experienced that, these expansion joints sometimes leak very heavily as the gland packing gets damaged due to functioning of the joints, and the sections of 96" main were required to be isolated for carrying out the repairs. Various types of packing for the repairs of the expansion joints have been tried out. So far the joints repaired by this department have remained water tight.

(15) Extraordinary repairs works as per details shown under Appendix VIII were taken in hand during
Extraordinary Repairs the year at a total cost of Rs. 1,45,571.
works.

(16) 7 heavy type and 5 light type motor trolleys were maintained during the year at an approximate total cost of Rs. 35,000. The total mileage covered by the trolleys was 53,225 miles. One Diesel loco was utilised for haulage of heavy materials and covered a total of 1,284 miles. The average cost per mile per haulage was Rs. 1.50 per mile. The high cost is due to loco being very old and therefore, giving poor performances. The Ruston loco was down for repairs. The work of repairs could not be taken in hand as the spare parts of the same were not easily available locally and were required to be imported by the agents. Mobile units consisting of Petrol driven and Diesel driven motor trolleys, jeep, air compressors, welding plants, concrete mixers, out-boards and in-board boat engines, lighting sets, etc., were maintained during the year as per details shown in the Appendix IX. During the year a provision of Rs. 35,000 for replacement of one diesel locomotive was made. Tenders were invited by C. S. and the lowest tender has been recommended for acceptance.

(17) Particulars of the structures maintained in the Outside City Division are given in Appendix X
Repairs and Maintenance of structure. All these structures including bridges and culverts were maintained from the grant under II.—Water Works, A.—Maintenance, IV.—Repairs and Maintenance, (a) Ordinary, (4) Repairs and Painting to Water Works Buildings, and Bridges Outside Bombay, at a total cost of Rs. 21,000.

(18) In order to maintain the purity of water received from the catchment area of the lakes, the campaign
Campaign against Trespassers and Cattle. against trespass in the catchment area was continued during the year and 147 heads of cattle were impounded and about 591 were driven out from area.

(19) Eleven gardens in the Outside City Division were maintained during the year. The Tansa and the Vehar lakes remained very popular with the public and there was a great rush of visitors to these lakes on Sundays and Holidays. The total number of visitors to the Tansa Lake was about 60,000 during the year and to Vehar Lake 4,32,000 against 3,14,000 during the preceding year. The amenities, provided at the Vehar Lake, such as Children's playground, boathouse, giant's castle, were fully utilised by the public. The swimming pool which was very popular with the public was out of commission during the year. The Powai Park which was opened to the public last year is getting very popular with the visitors, due to its natural beauty and spaciousness. During the year about 1,36,800 visitors have taken the advantage of Powai Park.

Now that, the Government has constructed a road joining Aarey Colony and National Park, which passes along the boundary of Tulsi Lake, it has now been possible for the public to have an approach to this lake for picnic and pleasure purposes. About 25,000 visitors visited the lake during the year.

(20) The Tansa supply is sterilized by chlorine treatment at Bhandup and Powai. The dose of chlorine
Sterilization of water Supply. varied from about 0.7 to 1.5 parts per million gallons. No Ammoniation was carried out during the year. The Vehar Supply was sterilized at the Chlorination Plant at Pawai. The doses of chlorine varied from 0.7 to 1.5 parts per million gallons. The practice of Ammoniation before Chlorination was stopped as it was observed that the disinfecting power of chlorine was reduced by pre-ammoniation. The average draw-off from the Tulsi Lake was about 4.3 million gallons

per day, which was first treated with Potassium Permanganate and then given Alum Treatment for coagulation of water. All the seven rapid sand filter beds were in continuous use. After filtration, the water was sterilized by Chlorine Treatment. Chlorine doses varied from 0.9 to 2.6 parts per million gallons. The doses of Alum varied from 0.53 to 1 grain per gallon. Old pumps engines and compressors for the Tulsi Filtration Plants were replaced by new ones which were working satisfactorily respectively.

During the year under reference, difficulties were experienced in obtaining the supply of liquid chlorine in sufficient quantity. The Bleaching Powder was, therefore, used to sterilize the supply to make up the shortage of liquid chlorine. Only 96" main was chlorinated at Powai by liquid chlorine. The Tansa East and West Mains and duct line were treated with Bleaching Powder solution at Bhandup old Chlorination Plant. Vehar and Tulsi supply were both treated with bleaching powder solution at their source.

(21) The Welfare Centre at Ghatkopar cross-connection, is equipped with several indoor games like Carrrom, Draughts, Ping-Pong etc. In addition, a small plot in the vicinity of this structure was used for outdoor games and recreation like Volley Ball, Hututu, Badmington, Cricket, Scout band etc. One sewing machine has been provided for in the Centre and the women-folk of the Municipal employees are benefitted by it. Ganpati Festival was celebrated for seven days during the year. The function was well attended by the labour staff. The daily attendance in the Centre including Gents, Ladies and Children average about 60 to 70 persons. A scheme for opening similar Centres in the Northern Division is also under consideration.

(22) During the year 1957-58, there were six Dispensaries working in the Outside City Division of this department with one Medical Officer and four Compounders and one First Aid Maistry. Attendance at these dispensaries has been as follows:—

Dispensary.	No. of Patients.
(1) Ghatkopar	5,789
(2) Travelling dispensary	1,107
(3) Kapurbawdi	3,146
(4) Agra Road Centre	1,977
(5) Powai Dispensary V.C.T. Scheme	2,965
(6) Agra Road Dispensary V. C. T. Scheme	4,119

Ghatkopar, Kpuarbowdi, Travelling and First Aid Centres are financed by Hydraulic Engineer's Department and Powai and Agra Road dispensaries by V. C. T. Scheme. During the year, Medical Officer paid 29 visits to Northern Divisions.

Malaria, Anaemia, Round Worm, Diarrhoea, Dysentery, Bronchitis, skin diseases and accidental injuries were the common diseases among the employees attending the dispensary. Anti-Malaria Activities in Northern Division were intensified. All the Municipal employees were given prophylactic dose of Paludrine tablets during the months of September to January.

There was an epidemic of Influenza during the month of May and June 1957. About 1,500 patients were treated in our medical unit working day and night. All the Municipal employees were vaccinated against Small-Pox.

The total grant spent during the year was Rs. 12,000.

III.—MAINTENANCE BRANCH (Inside City Division.)

(23) This branch is concerned with the maintenance of Water Works, Inside the City, comprising of repairs and maintenance of water mains, hydrants, fountains and cattle troughs, Water Works buildings and structures, plants and machineries, testing of water fittings, repairs and maintenance of water meters, cleaning of consumer's pipes and fittings making new connections on Municipal mains, operation and maintenance of chlorination plants at Malabar Hill Reservoir, Bhandarwada Hill Reservoir, Futka Tank and portable chlorination plants for re-chlorinating mains. Two Terrace Gardens called Sir Pherozeshah Mehta Gardens and Joseph Baptista Gardens and the Kamala Nehru Park were maintained by this Branch. Repair works pertaining to various plants, machineries and equipments in the Inside City Division were carried out at the Water Works Workshops, Dalisle Road, Chichpokli.

(24) A total length of 446 running miles of water mains was maintained during the year. There were 56 bursts on the mains as per details given in Appendix XI, all of which were promptly attended to. During the course of the year, 1,03,980 works as compared with 75,362 during 1956-57 and 51,671 during 1955-56 were carried out pertaining to repairs to communication pipes, cleaning of chokes in service pipes, cleaning of meter strainers, giving new connections, metering of existing connections, removing and refixing of meters etc. The total cost of materials was Rs. 1,20,000. To give speedy relief to the consumers in the event of chokage of pipes and meters, damage to meters, breaking of service pipes and connections, etc., three stand-by gangs (*viz.*, one gang from 1 P.M. to 9 P.M. and two gangs from 4 P.M. to 12 midnight) were engaged to carry out emergent works.

(25) 27,240 repair jobs were carried out on about 9,000 fire hydrants in the city which indicates that a large number of fire hydrants were misused resulting in their getting out of order frequently. The additional temporary staff comprising of 1 Fitter and 3 Labourers in each Ward which was appointed last year, was continued during the year to effect speedy repairs. As a large number of sluice valves were required to be operated for the past few years for regulation of supply, an estimate amounting to Rs. 68,000 was sanctioned for repairs to such sluice valves. The work was to be spread over a period of 3 to 4 years. A provision of Rs. 23,000 was sanctioned, and 440 sluice valves ranging from 6" to 36" size were repaired.

(26) The total number of water connections to different premises in the city was 64,947 *i.e.* a net increase of 1,406 over the last year's figure. The number of new water connections made during the year was 1,406 against 1,593 during the preceding year. Out of 1,406 connections, 1,234 were granted at parties' cost and 172 from the Municipal Funds. 15,149 trenches of varying lengths were excavated for making connections and for general repair and maintenance work all over the city.

Number of Water Connections and Trenches.

(27) In response to complaints received from the residents of Dadar-Matung Area due to frequent chokes in consumers pipes and fittings as a result of the presence of algae and shells in Vehar water supplied to this area, the Corporation, had sanctioned funds for the cleaning consumers pipes and fittings beyond the stop-tap in this district. The work was continued during the year and 789 connections aggregating to 2,15,272 running feet of consumers' pipes of different sizes were cleaned at a cost of Rs. 7,000 (*vide* Appendix XII). 348 dirt boxes of sizes from 4" to 12" were cleaned during the year.

Cleaning of Consumers' Pipes and Fittings in Dadar-Matunga Estate.

(28) Special staff for cleaning communication pipes between the Municipal mains and the stop taps in 'F' Ward was continued during the year and 2,323 connections were cleaned (*vide* Appendix XIII).

Chokes in Communication Pipes.

(29) During the year, 3,364 meters were repaired, 3,025 were replaced, 2,643 meters were removed and fixed, 3,706 Municipal meters were tested and 524 private parties' meters were tested.

Repairs to Meters.

(30) 8,467 meters were cleaned during the year as against 6,398 during the preceding year. It was found that on account of periodical cleaning of meter strainers the number of complaints due to chokes has considerably reduced.

Cleaning of Meter Strainers.

(31) In all 19 Electrical pumps were maintained during the year at a total cost of Rs. 80,000. One 40 H.P. Unit was put in commission by providing 40 H.P. motor at Malabar Hill Reservoir, which worked satisfactorily considerably improving the pressure in the areas served.

Maintenance of Pumping Sets.

(32) In case of private premises provided with pumping sets, the tenants were put to considerable hardships, whenever the pumping sets went out of order temporarily. With a view to giving facility to such tenants, domestic pumping sets were given on hire at a nominal charge of Rs. 2 per day, exclusive of transport and fixing charges. This facility was greatly appreciated by the public and the same was availed off by the public on 15 occasions.

Stand-by pumps on hire.

(33) With a view to maintaining the required standard of residual chlorine in the mains Inside the City, re-chlorination was done by injecting extra dose of chlorine into the inlet mains at Malabar Hill Reservoir and Bhandarwada Hill Reservoir. A Chlorination Plant of 'Gravity Type' has been installed at the Malabar Hill Reservoir and those of pressure type at the Bhandarwada Hill Reservoir and Futka Tank. In addition to this, certain mains in the City, the water from which did not show good results on analysis, were re-chlorinated by means of one portable chlorinator of 4 lbs. per hour capacity. The smaller portable chlorinator of 1 lb. per hour capacity was repaired and put in commission. Another set of 8 lbs. per hour capacity was ordered out but was not received during the year. One portable chlorinator of 8 lbs. per hour capacity was utilised temporarily for chlorinating the 32" inlet main at Bhandarwada Hill Reservoir, which was put into commission during the year. Due to the epidemics of Typhoid, Jaundice and Influenza dose of chlorine was stepped up at all subsidiary chlorine stations. The consumption of chlorine for re-chlorination Inside the City was 1,50,690 lbs. against 2,67,392 lbs. in the previous year. In addition to this, 180 tons of Bleaching Powder were used at the Reservoirs due to non-availability of liquid chlorine.

Maintenance of Chlorination Plants Inside the City.

(34) 45 Water Works Buildings comprising of Workshops, Control Rooms, Pumping Stations, Chlorination Plants, Residential Quarters for staff and tenements for low income groups were maintained during the year at a cost of Rs. 20,000.

Repairs to Buildings.

(35) 11 Petrol-driven motor vehicles, 1 diesel motor lorry and 33 material hand-carts, were maintained for transport of men and materials. Total mileage covered by the petrol engine driven vehicles was 79,925 against 82,500 last year. The diesel motor lorry covered 12,337 miles as against 9,783 last year. In addition to the above vehicles, 27 portable plants comprising of mobile crane, air compressors, concrete mixers, tractors, dewatering pumps etc., were maintained during the year. For emergency fire service, three motor vans were utilised, one at 'E' Ward office, one at 'F/S' Ward Office and the third at 'G/S' Ward Office. One van was used for the work of collecting samples by the Municipal Analyst, throughout Greater Bombay Municipal limits.

Transport.

(36) The work of testing galvanised iron pipes, cast iron pipes, galvanised iron fittings such as, couplings, bedns, tees, elbows, etc., brass and gum-metal fittings such as ferrules, stop and bib taps, waste-not-taps, ball cocks, pillar taps, globe taps, flush valves underground and stand-post hydrants, cast-iron and porcelain water closet cisterns, canvas hose pipes etc., was carried out during the year at the Water Works Workshop, Delisle Road, Chinchpokali. The total number of such pipes and fittings tested was 4,28,554, out of which 2,84,765 were for private parties and the remaining for Municipal works against the previous year's of 3,15,222 and 1,76,520. The revenue derived from testing of pipes, fittings, etc., sent by private parties amounted to Rs. 33,255 as against Rs. 22,662 of the previous year.

Testing of water Fittings.

(37) During the year 3,706 Municipal meters of different sizes and 524 private meters were tested at the Municipal Workshop for ascertaining their correctness. In addition to this, 767 new meters were submitted by private parties for test, of which 714 were passed and Sealed and the remaining were rejected. The revenue derived from testing of Water Meters submitted by private parties amounted to Rs. 2,467.

(38) During the year under review, orders were placed for the supply of 1170 water meters for use inside the City. The total number of meters maintained in the city was 11,987 including those under repairs or spare meters for replacing those which were out of order. Details of these meters are shown under Appendix XIV. Only one water meter was written off during the year being stolen.

(39) A large number of drinking fountains and cattle troughs were temporarily closed down and kept in disuse on account of fittings being stolen. Drinking fountains donated by public donors were again brought into use by replacing missing fittings. Certain playing fountains were also brought into use. Flora Fountain, which is the centre of attraction in a busy shopping and Office centre, was played from 12 NOON to 3-00 P.M. and from 5 P.M. to 8 P.M. The fountain was flood-lit during the night. It was also renovated and painted during the last year. The proposal for providing coloured lighting for this fountain is under consideration. Wellington Fountain at Museum, opposite the Council Hall was also renovated and flood-lit during the night.

(40) Corporation sanctioned an estimate amounting to Rs. 12,433 for providing a fountain with coloured lights at King's Circle. The work was in progress during the year.

(41) One Water Cooler was donated by Shri V. M. Saraiya for installing the same in Sir Pherozeshah Mehta Garden, Malabar Hill. The work of installation has been completed. The cooler has satisfied the long-felt need of the public, visiting the gardens.

(42) The garden along the slopes of Gibbs Road and Ridge road known as Hanging Gardens, Sir Pherozeshah Mehta Garden on the top of the Malabar Hill reservoir, Ladies' and Children's Garden at Ridge road, Kamala Nehru Park, and Sir Joseph Baptista Garden on the top of the Bhandarwada Hill Reservoir were maintained during the year at a total cost of Rs. 41,500. Multi-coloured lights are provided in the Kamala Nehru Park and Sir Pherozeshah Mehta Gardens and they are displayed on Saturdays, Sundays and Public Holidays except during the monsoons. In addition to this, when Civic Receptions were held, special illumination arrangements were made. The erection of Ashok Pillar as donated by Shri Devi Dayal was also completed.

(43) As a number of cases of typhoid and dysentery were reported from Dhobi Talao locality, contamination of water supply was suspected. The 9" > 6" water main along Girgaon Road between Chandanwadi and Dhobi Talao for a length of about 1,000 R.ft. was exposed for inspection. A number of old disused connections were cut off and plugged on the main. Broken pipes were replaced. A part of the main which was passing through a drainage chamber was diverted as it was suspected to be a dangerous source of contamination.

(43A) During the year under report, about 21,520 R.ft. of water mains of various sizes were scrapped for improving their discharging capacity with the help of the Pipe Scrapping Machine.

(43B) A stand-bye pump of 25 H.P. capacity was installed at K. E. M. Hospital to improve the water supply.

IV.—DISTRIBUTION BRANCH

(44) This branch deals with the distribution of water within the city limits and is divided into the three sections, viz., South, North and Central. Each of these sections deals with work of distribution and regulation of supply, short supply complaints and court actions for enforcement of provisions of the Municipal Act relating to public and private water supply, the investigation of wastage in Municipal mains and fittings and in private premises, rewashing of leaky taps issued of notices for defective fittings, metering of private water supply and all matters pertaining thereto.

(45) There is a Central Control Station established at Babula Tank Road under an Assistant Engineer Distribution (Control) for control and regulation of supply and also to deal with emergencies such as fires

(46) The post of Assistant Engineer Distribution (Special) was revived during the year. Owing to the increase in the number of complaints regarding bad quality of water being received, it was considered necessary to pay more detailed attention to maintaining proper quality of the water delivered to consumers. This matter was therefore assigned to the Assistant Engineer Distribution (Special) in addition to his other duties [of co-ordinating the activities of this department and that of the Vaitarna Scheme Staff in implementing the Master Plan for water supply. He is also responsible for taking Pitometer Gauging of trunk and distribution mains with a view to analysing various distribution problems.

(47) For the purpose of distribution of water, the city is divided into three main divisions, viz., (a) areas getting supply from the Malabar Hill Reservoir, (b) those from Bhandarwada Hill Reservoir, and (c) those getting direct supply. The details of areas served by two Reservoirs and the direct supply are shown under Appendix XV. The following major works for the improvement of supply were done during the year under review:—

(a) 57" New Inlet to Bhandarwada Hill Reservoir.

The work of laying the 57" inlet from 72" Vaitarna Main from Dharavi to King's Circle was completed. Since then the boosting of the 'F' Ward water supply during supply hours which was being done at Nana's

Chowk by opening the cross-connection between the Malabar Hill Reservoir Inlet and the 48" New Tansa was stopped, and the 'G' Ward supply boosted at King's Circle through the cross-connection between the Vaitarna Main and 48" New Tansa Main.

(b) Isolation of the Duct.

As the ductline had to be isolated from Tansa to Pogaon for major repairs, the pattern of supply through the Trunk Main underwent a major change. Upto this time the West Main was bringing the entire direct supply to 'G' Ward and Old Tansa District. As it could not meet the peak load of these districts by virtue of its limited capacity, the supply in these districts, during supply hours, had to be boosted by the East Main and 48" New Tansa respectively. Since putting the section of the Duct, referred to above, out of commission, the West Main has been strengthened by paralleling it with the 72" East Main from Tansa to Bandra. From Pogaon downwards the Duct has been brought in parallel with the 96" main. As a result of strengthening the West Main, it has been possible to maintain higher pressure in 'G' Ward during the day thereby reducing the peak demand during supply hours. With the reduction of the peak loads, the necessity for boosting from the Reservoir Inlet Main at Powaj and locally in 'G' Ward has been entirely eliminated.

(c) Eliminating the boost to the Girgaum Outlet.

For several years the 24" Girgaum Outlet had to be initially boosted at Harvey Road on opening the supply as the main took some time to build up pressures. On closer investigation it was found that the defect was due to air lock in the main, owing to its steep gradient down the hill slope. Therefore, a 3" air-vent was provided at a suitable point on this slope. Since then the necessity for the boost was eliminated and the pressure now builds up in a few minutes after the escape of all the trapped air in the main.

(d) Improving supply to Western Suburbs.

The completion of the 30" > 24" > 18" feeder main to the Western Suburbs marked a great step forward in improvement of supply condition in the suburbs north of Andheri. Formerly, due to the long lengths of the small sized feeder mains from the West Main at Marol, causing heavy drop in pressure, pumping had to be done at the Pumping Station at Andheri Naka to step up the pressure. Heavy pumping costs were involved and much inconvenience was felt; on occasions, the pumps had to be shut down for repairs. With the laying of the enlarged feeder, it was possible to eliminate pumping entirely. The potential of the new feeder is so large, that it was possible to extend it along Ghod Bunder Road upto Borivli, as well as transfer the feeding of the 8" Malad-Madh Main on to it without affecting the supply of the suburbs up stream *i.e.*, Andheri and Jogeshwari.

Also with the strengthening of the 72" West Main, a major part of the load on the Tulsi Main—which had to be boosted from the East Main to maintain high pressure—of the 12" Andheri Main, was taken off and transferred on the West Main. This change, therefore, served to eliminate one more boost from the Reservoir Inlet Main. The 24" Tulsi Main now, therefore, feeds only the Aarey Milk Colony and 8" Main formerly serving Madh Island but now reserved for Andheri.

(e) New 24" feeder for Bandra.

As the 12" main feeding Bandra from the 24" Tulsi Main at Bandra Cabin was under sized, it was necessary to boost the supply from the 57" East Main, to maintain adequate pressures at the Bandra Pump House.

Since enlarging this 12" to 24" during the year, there was considerable improvement in the supply and the boost was no more required.

(48) At the commencement of the year the last stage of laying the 96" Vaitarna Main from Tansa to Bandra was completed *viz.*, Kiravli (Mile 13-2) to Chinchavli (Mile 17-7) and Chinchavli (17-7) to Poagon (22-6) comprising a length of 9½ miles.

(49) The average quantity of water per day brought to the city, suburbs and extended suburbs was as follows:—

City	... 141.48 million gallons.
Western Suburbs	... 12.23 million gallons.
Eastern Suburbs	... 13.77 million gallons.
Ext. Suburbs (West)	... 2.95 million gallons, (including 2 million gallons for Aarey Colony).
Ext. Suburbs (East)	... 0.49 million gallon

Grand Total ... 170.92 million gallons.

(50) The hours of supply to different localities are shown under Appendix No. XX. The following daily regulations and changes were made in the Distribution System in several parts of the City during hours of supply. the year:—

(a) Formerly high pressures were maintained during supply hours for only half an hour in the morning and one hour at night. With the implementation of the second phase of the Vaitarna Scheme, the hourly intake to the Reservoirs was stepped up and it was possible to maintain higher pressures for 3½ hours in the morning and 2 hours at night without adversely affecting the levels in the Reservoirs. This resulted in considerable improvement in the supply to the upper floors of premises and particularly adequate replenishment of overhead tanks which were fed by gravity supply alone.

(b) As stated in another page of this report, higher pressures were maintained in the non-supply hours in 'G' Ward, and this factor in conjunction with the strengthening of the West Main, had the effect of reducing the peak demand of this ward in supply hours. The West Main now copes with this peak load without the aid of any boost from the High Pressure Reservoir Inlet Main.

(c) Though additional quantity of water was brought daily to the city during the year, the incoming supply to Bhandarwada Hill Reservoir could not be increased owing to the limited capacity of the Inlet. The surplus potential of the Malabar Hill Reservoir was, however, utilised to improve the supply of the Bhandarwada Hill Reservoir Zone. The 24" Boribunder Outlet was reserved solely for boosting the supply in the low pressure pocket between Mahomedali road and Abdul Rehman Street. Secondly the 24" middle valve on the 24" Sandhurst Road Main was opened admitting Malabar Hill Reservoir supply into Bhandarwada Hill Reservoir Zone. Thirdly, the boost of the 48" > 32" Babula Tank Outlet at the Grant Road end was increased. With these measures, the last of the low-pressure pockets in the city disappeared.

(51) There were 14,936 short supply complaints during the year as against 13,744 during the preceding year and the excess was due to leakages arising out of higher pressures maintained
Short Supply Com-plaints. The number of short supply complaints have gradually decreased from 1953-54 when it was 23,425 (shown in Appendix No. XXI). Most of complaints are due to leakages or chokes in service pipes, defective working of meters and faulty distribution of or defective fittings within the buildings.

(52) Municipal Commissioner's Notices under Section 274 of the Bombay Municipal Corporation Act, were issued in 305 cases, and under 271 (2) in 33 cases in respect of premises which were without Municipal Water Supply. The number of prosecutions launched during the year was 291. The number of convictions was 160 and 35 cases were withdrawn after compliance with the notices, 96 cases were pending disposal at the end of the year. The total amount of fines recovered was Rs. 1,828.25. Besides, the above, 4,635 notices under Section 278(2) of the Bombay Municipal Corporation Act, were served on the owner for defects in water fittings excluding those in respect of unauthorised works infringing the provisions of Section 287(A) and (B) of the Municipal Act, and non-compliance of Water Bye-laws. Arising out of these, 814 prosecutions were launched. The number of convictions was 413 and the amount of fines recovered was Rs. 4,006.25.
Notices and Prosecutions.

(53) Court work continued to be conducted by the Ward Inspector. Reluctance on the part of the landlords to comply with our requisitions gave rise to our actions being frequently challenged on purely legal grounds and it became increasingly difficult for the Inspectors to deal with them and in some cases the assistance of the Solicitor to the Corporation was sought to conduct such contested cases.

(54) The number of cases reported to the Standing Committee for severing water connections for non-payment of taxes and using unmetered water supply was, 1,013 as against 1,668 in the previous year. In 18 cases, the supply was closed but subsequently restored. In 16 cases, the water connections were cut off. In the remaining cases, the execution of disconnection orders was not carried out as the consumers complied with the Municipal requirements.
Disconnecting water supply.

(55) The total number of calls received by the Distribution Branch from the Fire Brigade Department was 1,314 as against 1,194 received during the previous year. Out of 1,314 calls, 276 were false and 175 were on account of collapse of houses. The total quantity of water used on fires was about 4.55 million gallons. In order to enable the staff to attend fires promptly, three vans were maintained throughout the 24 hours, one at 'E' Ward, second at 'F/S' Ward Office and the third one at the 'G/S' Ward Office.
Fire Attendance.

(56) The re-washing work done in shown in Appendix XVI. The work of house to house inspection of leaky taps and fittings throughout the city was continued.
Rewashing.

(57) 368 Pitometer observations were taken during the year to gauge the quantity of water conveyed by the trunk and the distributory mains with a view to finding out whether any of them were surcharged or under-charged. Several proposals for remedying defects based on these observations were made. The work was carried out by one Overseer with 4 labourers. As already mentioned elsewhere, this work is entrusted to A. E. D. (Special).
Pitometer Gauging.

(58) 38 miles and 4,696 feet of mains, varying from 4" to 9" were tested by Deacon Meters in the City and 534 miles and 3,034 feet of mains from 3" to 72" were sounded. As many as 5,951 and 6,905 underground and aboveground defects respectively were found out and repaired. Further to check up the quality of water, 3,440 houses were inspected and 382 Defect Notices were issued.
Testing of Mains by Deacon Meters and Soundings.

Quality Control of Water by Bacteriological Analysis.

(59) The samples are taken by the trained staff with Municipal Analyst on every day except Sundays from each ward. A controlled system of sampling was arranged in consultation with the Municipal Analyst so that the entire distribution system was covered up in a week. A separate mobile trained squad was appointed for daily collection of samples.

(60) For the purpose of sampling, the city was divided into 12 Wards marked A to N (omitting letters I and J). In each ward, 6 sampling points were selected and were numbered 1 to 6 within each letter from 'A' to 'N'. As many areas of the city receive intermittent supply, the sampling was done between 4 P.M. to 11 P.M.

(61) In the middle of the month of December 1957, typhoid epidemic broke out and as an emergency measure, many additional samples were taken by the department to check up the quality of water. This practice of taking additional samples in different localities is continued to have an additional check on contamination of supply to the consumers.

Sampling Procedure.

(62) A sample was collected and residual chlorine was determined each day from like numbered sampling points in each lettered ward from 'A' to 'N'. Most of the sampling points selected were taps at public places. The sampling points were thus rotated each day to cover the whole of the ward in 6 days. The next week the procedure was repeated. Under this procedure 72 samples were collected each week making a total of 3,744 samples during the year.

(63) In addition to the above, samples were collected by Inspector Microbiology from different localities to have a further check. When the bacteriological analysis were received from the Municipal Analyst, the bad samples showing presence of coliform were noted and the sampling point was checked, the water main was flushed through the nearest hydrant and a repeat sample was taken. At the time of collecting repeat sample and investigation was made to determine the possible cause of the presence of B Coli and additional sample were collected from adjoining buildings in the same road. After the sources of contamination were traced and defects remedied, the mains were sterilized by portable chlorination plants.

Evaluation of Samples.

(64) In order to evaluate the results of samples and take immediate steps to trace probable source of possible contamination, the work, was entrusted to Inspector Microbiology. Investigations showed that the following were the chief causes of contamination:—

- (I) Breaks in water connections or sewers in close proximity of each other.
- (II) Leaky glands of sluice valves or flange joints.
- (III) Leaky joints of water mains.
- (IV) Stagnation of water at dead ends of mains.
- (V) Direct connections from water mains through drains.

In order to obviate the chances of contamination, the following actions were taken:—

- (I) A connection not required, was disconnected on the ferrule instead of stop tap.
- (II) Leaks on sluice valves and pipe joints were repaired.
- (III) Sounding of mains was intensified by stopping the work of detecting underground leaks as the same was not satisfactory. A separate scheme for a satisfactory working of Deacon Meter is being worked out.
- (IV) Frequent flushing of mains is done where there are dead ends. Efforts are also made to eliminate dead ends as far as possible.
- (V) Direct connections from water mains through drains have been cut off.

(65) During the year under report 3,795 samples of water were taken by Municipal Analyst. Out of these, 597 showed presence of B-Coli organism in 10 ml. This gives a percentage of 15.7 which is higher than the allowable limit of 10 per cent. set by the United States Public Health Service standard.

(66) In addition, this department had taken 1,621 samples to check up the quality of city supply. Of these, as many as 443 were found to be unfit. Steps to check up source of contamination and also to chlorinate the mains portable plants were taken up. The higher percentage of coliform organisms was due to increased water consumption, because the capacities of subsidiary chlorination stations at Malabar Hill Reservoir and Bhandarwada Hill Reservoir and Futka Tank for rechlorination inside City are limited and could not cope with additional load. Moreover the supply is of an intermittent type and as the water is unfiltered it is thought that the accumulation in the pipes for a number of years would yield bad samples. After flushing the hydrants in the area the samples were found fit.

(67) The total revenue derived from water supplied by meter measurement was Rs. 1,80,76,428 for the City only as against Rs. 1,78,49,795 during the previous year. The increase over the last year's revenue was Rs. 2,26,633. The metering programme was continued during the year. The total number of restaurants metered was 3,472 against 3,248 during the previous year.

(68) 11,987 Meters of sizes varying from $\frac{1}{2}$ " to 12" were maintained during the year at a total cost of Rs. 50,000 which included the cost of maintaining Venturi Meters also. The number of meters exchanged was 2,905. 479 meters were fixed on new connections and 2643 meters were removed from the existing connections.

(69) The programme of metering of domestic supply in areas where the quantum of supply was above average, was continued during the year and 628 new properties were metered. So far properties in 'A' Ward were metered. Programme of metering was continued to 'D' Ward and extended to 'F' Ward.

V.—CONSTRUCTION BRANCH.

(70) Service mains were laid in fully developed areas and in streets where the existing mains were found to be undersized or old and required to be replaced. Feeder mains were also laid in certain areas where they were needed. The particulars of the works are shown under Appendix No. XVII.

(71) The following works were carried out on behalf of other departments of the Corporation:—

Departmental works.

(a) Laying a 4" C.I. Water main for 420 Municipal Tenements opposite Mahalaxmi Race-Course for the City Engineer.

(b) Providing 3" C.I. Pipe line for the Staff Quarters at Dadar Purification Works for the City Engineer.

(c) Shifting the 24" > 9" > 6' Cross Connection at Kemp's Corner for the City Engineer.

(d) Making a 3" connection at Gilder Tank Building from 22" main in Lamington Road for Education Officer.

(e) Making a 3" connection for the extension to the Municipal Head Office Building at Cruickshank Road and shifting a stand-post hydrant for the City Engineer.

(f) Diverting the 3" and 5" water mains in Lamington Road Cross Lane (Old Foras Road) for City Engineer.

(g) Extending the 4" water main from the lane off Gilder Lane at Lamington Road, with fire Hydrants for the new Municipal Tenements on behalf of the City Engineer.

(h) Transferring service connections from 7" Old Main to 12" New Main in Shaikh Memon Street for the City Engineer.

(i) Laying a 6" water main for Municipal Tenements behind Elphinstone Market.

(j) Diverting 3" < 6" water main at Sion Station for the City Engineer.

(k) Laying 6" water main in Sion Koliwada.

(72) In all 9 works as per details given in Appendix No. XVIII were carried out during the year.

Private Parties Works.

(73) The following works were carried out for improving the supply:—

Works for improving the supply.

(a) Diverting 10" C.I. water main at Tadwadi Girgaum Road.

(b) Enlarging the 7" connection with 32" C.I. main to 9" connection at the junction of the Duncan Road and Grant Road.

(74) The length of the 57" steel mains in the City, which were laid in the year 1926, is about 11.5 Miles.

It has been found that at many places heavy corrosion has set in, due to salty sub-soil water, resulting in puncturing of plates at several places and bursts at some places also. It has, therefore, become expedient to take immediate measures to provide protection by constructing cement concrete monolithic encasing by reinforced gunite or patch-plating. The Corporation approved of such a scheme at an estimated cost of Rs. 70,00,000. By the end of the year, in all, 18,748 R.ft. of steel mains were gunited, leaving a balance of 32,052 R.ft. As the original estimate required revision, the revised estimate amounting to Rs. 49,95,891 for the remaining work was approved by the Corporation under its Resolution No. 19914 dated the 28th March 1958. During the year about 1,300 R.ft. of steel mains were gunited making a total of 20,048 R.ft. of main reconditioned so far. Further work is in progress in Tulsi Pipe Road and Gokhale Road.

Protection of the 57" Steel Mains in the city by patchplating and Guniting.

VI—REMODELLING BRANCH.

(75) Out of the sum of Rs. 83.74 lakhs sanctioned by the Corporation under Corporation Resolution

Remodelling the Distribution System in the City.

No. 116, dated the 24th June 1955 for Remodelling the Distribution System in the City, total expenditure of about Rs. 33,00,231 was incurred upto 31st March

1958.

(76) The following works estimated to cost Rs. 38,56,995 were in progress during the year:—

Works in Progress during the year.

(1) Laying a 24" main along Hansali Tank Road and Ash Lane between Tulsi Pipe Line Road and Cadell Road. Estimated cost Rs. 3,22,160.

(2) Laying a 24" main in New Nagpada Road to connect the 32" main in Parel Road. Estimated cost Rs. 1,70,636.

(3) Laying a 24" main in Sukhlajee Street and Morland Road to connect the 32" main in Grant Road and the 36" main in Souter Street. Estimated cost Rs. 4,27,144.

(4) Laying a 24" main along Lady Hardinge Road between Tulsi Pipe Road and Cadell Road. Estimated cost Rs. 2,82,250.

(5) Laying a separate 24" steel main outlet from elevated tank to Dockyard Road. Estimated cost: Rs. 1,23,097.

(6) Laying an 18" Cast Iron main in Love Lane to connect the new 36" Byculla outlet and the 14" main in Parel Road. Estimated cost Rs. 1,86,114.

(7) Laying an 15" C.I. main along Chorupdeo Road and Connought Road to connect the proposed 24" main in Mount Road with the 14" and 12" mains in Parel Road. Estimated cost Rs. 2,16,291.

- (8) Laying an 18" main in Tardeo Road from Hornby Vellard upto Tardeo Tram-Terminus. Estimated cost Rs. 1,89,410.
- (9) Converting the 12" Syphon Main in Ridge Road into Pump Supply main from Malabar Hill Reservoir by laying 15" main. Estimated cost Rs. 76,197.
- (10) Laying a new 48" Mandvi Pydhonie Kumbharwada outlet main from Bhandarwada Hill Reservoir along Babula Tank Road upto junction Rahimtoola Road. Estimated cost Rs. 7,62,124.
- (11) Laying a 24" main in Jakeria Masjid Street from New 48" Mandvi outlet along Babula Tank Road to connect with the 15" main in Carnac Road. Estimated cost Rs. 5,44,833.
- (12) Laying a 24" main in Trimbak Parsharam Street to connect the new 36" outlet in Grant Road with 24" main Vallabhbai Patel Road. Estimated cost Rs. 1,51,499.
- (13) Laying a 24" main Ebrahim Rahimtoola Road and Mahomedali Road to connect the 24" main in Vallabhbai Patel Road with 15" main in Carnac Road. Estimated cost Rs. 4,05,240.

(77) Besides the above works, the following works were carried out by the Remodelling Branch on behalf of the Special Engineer. (V. C. T. Scheme):—

- (1) Making a 24" Cross-connection between the 57" Vaitarna main and the 48" New Tansa Mains at Futka Tank.
- (2) Making a 24" Cross-connection between the 57" Vaitarna main and the 32" Vehar main at Futka Tank.
- (3) Connecting the newly laid 57" Vaitarna main along Haines Road to the 57" West main and the 57" East main at the junction of Haines Road and Tulsi Pipe Road.
- (4) Laying a portion of the 48" inlet main to Bhandarwada Hill Reservoir along Dockyard Road (Private passage) (316 R.ft.).
- (5) Fixing a middle sluice valve on the 24" Worli main and connecting the newly laid 18" outlet from Worli Hill Reservoir to the 24" Worli main.

As a result of the first three works, the daily in-coming supply to Bhandarwada Hill Reservoir has been stepped up by 2 million gallons and that to Malabar Hill Reservoir by 6 million gallons.

With the completion of work under Item (5), it has become possible now to feed the high level area at Pochkhanawalla Road by direct supply from a much nearer point on the Malabar Hill Reservoir inlet, thereby eliminating loss of water in the earlier portion of the 24" Worli main.

(78) Particulars of the various lengths of pipe line laid by this branch during the year are shown in Appendix No. XIX.

(79) The plate Bending Machine installed at Souter Street, which was put into commission since 1955 was also operated during the year under review. Altogether 3,070 R.ft. of 30" steel Plate Bending Machine. pipes were fabricated departmentally for works in the Suburbs. Further, as C. I. Specials were not supplied by Controller of Stores, the same were also fabricated in steel departmentally. About 505 cwts. of steel specials, such as Branches, Bands, Collars, Tapers, Saddle-pieces etc., were fabricated.

(80) The work of laying an 18" water main in Keshavji Naik Road and Dr. Maheshwari Road which was Works completed. commenced last year, was completed during the year under review. Altogether 1,004 R.ft. of 18" C.I. Pipes were laid.

VII.—SURVEY AND DESIGN BRANCH.

(81) Several proposals for laying water mains for improvement of water supply of the City were formulated during the year and 132 estimates, for provision and enlargement of water Preparation of plans and estimates. mains and other works, amounting to about Rs. 4,56,66,175 were prepared and submitted to the Works Committee and Corporation for sanction.

(82) 1,155 Estimates of compounded water charges for water used for construction purpose were framed against 1601 in the preceding year, resulting in a total revenue estimated to Compounded water charges, for water used for building purposes. yeild Rs. 8,43,266 as against Rs. 5,03,152 in the preceding year. In addition 1,255 cases as against 1,484 in the preceding year of Suburban Branches including Extended Suburbs were dealt with resulting in a revenue estimated to yeild Rs. 4,21,646.

(83) Statement and reports of (a) Lake level, (b) storage of water in lakes, (c) Discharge through Trunk Maintenance of Sati- Mains, (d) Rainfall in different districts, (e) Bacteriological and Chemical Analysis of water, (f) Short supply complaints, (g) Chlorine Dosages, (h) Pressure charts (i) Venturi Meter Charts were prepared and maintained. The statement in respect of Item Nos. (a), (b), (c) and (d) were submitted to the Standing Committee every month and during monsoon every week.

(84) **Preparation of records of Municipal land in charge of this department** With a view to collect the records of Municipal lands acquired or purchased from time to time for the extension of water works from 1886, Special Staff was appointed to search various records and conduct survey at site. The work started in August 1956 and by the end of financial year, scrutiny of records of lands along pipe line in Bombay Suburban and part of Thana District was completed.

(85) **Survey of water mains in Suburbs** With a view to make the records of water mains in the Suburbs upto date, special staff for carrying out survey of water mains was appointed. The work was started in April 1957 and the Survey of water mains of L, M, N and part of K Ward was completed, covering a length of about 117 miles of water mains of different sizes.

VIII.—WORKS OF INTEREST.

(86) **Repairs to the piers and foundations of the bridge at Bandra Creek.** It was found on inspection that there was considerable scouring of the concrete piers of the Bandra Bridge. It was also observed that rubble masonry apron surrounding the piers was greatly disturbed reducing the water-way. The boulders, which reduced the water-way were removed. Foundation of the piers and abutments were strengthened by adding concrete. The rubble apron with cement pointing was also provided around the piers and abutments. Pitching was also done along the embankment. The whole work was carried out at a cost of Rs. 74,046.

(87) **Guaiting 57" Steel mains between Marol and Santacruz.** Two 57" diameter Tansa Steel Mains between Marol and Santacruz are mostly underground and were, on inspection found to be corroded. 1,830 R.ft. of the East and the West 57" Tansa Mains were guaited during the year under review at a cost of Rs. 1,40,000.

(88) **Providing concrete blocks under Steel mains in Outside City Division.** With a view to facilitate easy inspection and maintenance of the steel mains and also to prevent them from sagging on account of settlement, it was proposed to raise the steel mains on cement concrete chairs. The concrete blocks were provided under 72" steel mains at 28 ft. centre to centre between Pachhapur and Pogaon for a length of 5 miles and 4 furlongs during the year under review at a cost of Rs. 3,53,000.

IX.—GENERAL.

(89) **Labour Relations.** The grades of various categories of workers were revised under Standing Committee Resolution No. 1221, dated the 20th September 1957, during the year under review. 3 meetings of the Joint Labour Council were held. The Council comprised of 5 officers, 5 representatives of labour staff, the Labour Officer as *ex-officio* member and the Hydraulic Engineer as the Chairman of the Council. The Secretary of the Union attended the Meeting in an Advisory capacity.

(90) (a) **Revenue.**—The total expenditure incurred on Water Works amounted to Rs. 2,36,46,302 which includes Rs. 1,77,17,648 for interest, sinking fund charges etc., for loans raised for Water Works, Rs. 6,34,672 for proportionate charges for General Superintendence and Revenue Collection and Rs. 2,81,946 for Provident Fund and Pension Charges. The total revenue derived from Water Works was Rs. 2,59,43,795 excess of income over expenditure being Rs. 22,97,493

(b) **Loan Fund.**—The total expenditure incurred during the year, out of Loan Funds was Rs. 15,29,514.

J. D. DAROGA,
M.Sc. (Eng.) (Lond.), B.E., M.I.E., A.M.
INST., C.E., A.M.I.Mech.E., M.I.P.H.E.,
M.R.S.H., D.I.C. (Lond.).
Hydraulic Engineer.

WATER SUPPLY WORKS OF THE BOMBAY MUNICIPAL CORPORATION

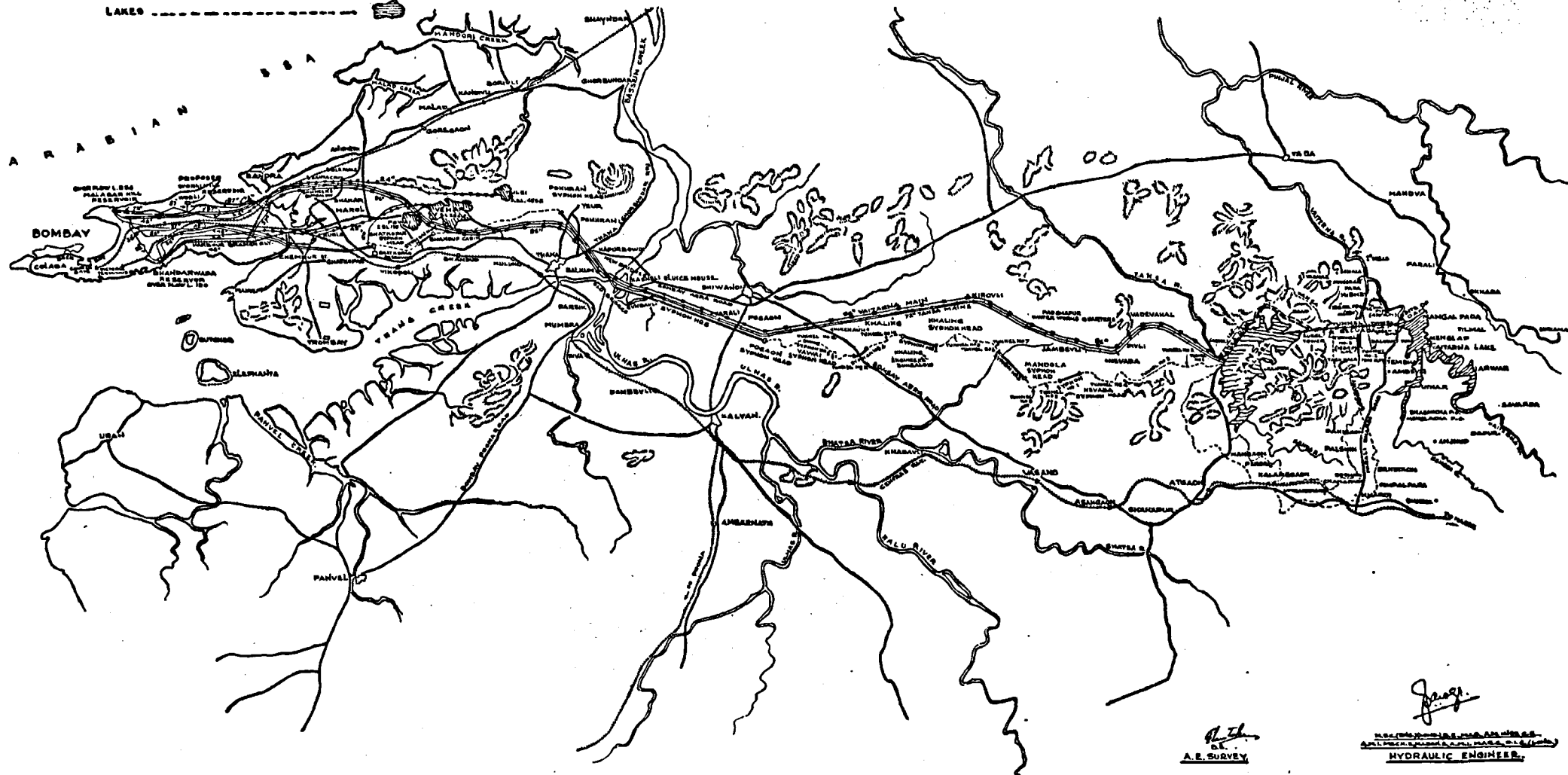
DRAWING No. M.E./1169
18-7-22.

Notes—

- 8-72" TANSA MAINS..... SHOWN THUS
- MASONRY DUCT & SYPHON LINE.....
- 40" VEHAR MAIN.....
- 24" TULSI MAIN.....
- 10' DIAMETER TUNNEL.....
- PROPOSED ROADS.....
- EXISTING ROADS.....
- 96" VAITARNA MAIN LAID.....
- 96" VAITARNA MAIN TO BE LAID.....
- LAKES.....

Scale
Miles

APPENDIX I
(SEE PARA 1)



A.E.
A.E. SURVEY

J. J.
HYDRAULIC ENGINEER.

APPENDIX II

(Vide Para 3)

Supply Statistics (1957-58)

(1) Quantity of water supplied to the Greater Bombay during the year in million gallons	...	62,387.80
(2) Quantity of water supplied to the City proper during the year in million gallons	...	51,639.80
(3) Quantity of water supplied to the Greater Bombay during the previous year in million gallons	53,636.30	
(4) Increase over the previous year's supply in million gallons in Greater Bombay	8,751.50
(5) Quantity of water supplied to the Thana Municipality, Newpada and Kopri colony in million gallons not included in Item 1 above	438.63
(6) Total quantity of water supplied to all concerns outside the limits of Greater Bombay in million gallons, including Item No. (5) above	584.38
(7) Average daily supply during the year in million gallons to City proper	141.48
(8) Average daily supply during the year in million gallons to Greater Bombay	170.92
(9) Average daily supply during the previous year in million gallons to Greater Bombay	146.94
(10) Increase over previous year's average daily supply in million gallons to Greater Bombay	23.98
(11) Population of the City as per Census Report of 1951	23,31,955
(12) Population of Suburbs as per Census Report of 1951	5,10,161
(13) Population of Extended Suburbs as per Census Report of 1951	2,00,000
(14) Population of Greater Bombay as per Census Report of 1951	30,42,116
(15) The maximum supply per day during the year in million gallons on 27th September 1957		185.10
(16) The minimum total supply per day during the year in million gallons on 4th June 1957		147.70
(17) Total quantity conveyed by the two 72" and 96" mains during the year in million gallons	...	45,378.82
(18) Average quantity of water conveyed daily by the 72" mains in million gallons	...	124.33
(19) Total quantity of water conveyed by the Duct during the year in million gallons	...	7,506.68
(20) Average quantity of water conveyed daily by the Duct in million gallons	20.56
(21) Total quantity of water conveyed by the 48" Vehar main during the year in million gallons from Vehar Lake	8,031.70
(22) Average quantity of water conveyed daily by the 48" Vehar Main in million gallons from Vehar Lake	22.00
(23) Total quantity of water conveyed by the 24" Tulsi Main during the year in million gallons...		1,470.60
(24) Average quantity of water conveyed daily by the 24" Tulsi main during the year in million gallons.	4.03
(25) Quantity of water supplied in million gallons for domestic purposes during the year to the City	40,556.03
(26) Quantity of water supplied in million gallons for domestic purposes during the year to the Suburbs	5,773.00
(27) Quantity of water supplied in million gallons for the domestic purposes during the year to Extended Suburbs	445.00
(28) Quantity of water supplied in million gallons for domestic purposes during the year to Greater Bombay	46,774.03
(29) Average quantity of water in gallons supplied for domestic purposes per head per day (Census of 1951) to the City	47.65
(30) Average quantity of water in gallons supplied for domestic purposes per head per day (Census of 1951) to Suburbs	31.00
(31) Average quantity of water in gallons supplied for domestic purposes per head per day (Census of 1951) to Extended Suburbs	6.09
(32) Average quantity of water in gallons supplied for domestic purposes per head per day (Census of 1951) to Greater Bombay	42.12
(33) Average daily supply for all purposes in gallons per head per day to the City	60.67
(34) Average daily supply for all purposes in gallons per head per day for Suburbs	50.97
(35) Average daily supply for all purposes in gallons per head per day for Extended Suburbs	17.23
(36) Average daily supply for all purposes in gallons per head per day for Greater Bombay	56.19
(37) Percentage of water supplied for domestic purposes to total supply in Greater Bombay	74.93
(38) Percentage of water supplied for other purposes to total supply in Greater Bombay	25.07

APPENDIX III

(Vide Para 3)

Statement showing Quantity of Municipal water used for different purposes during the year 1957-58.

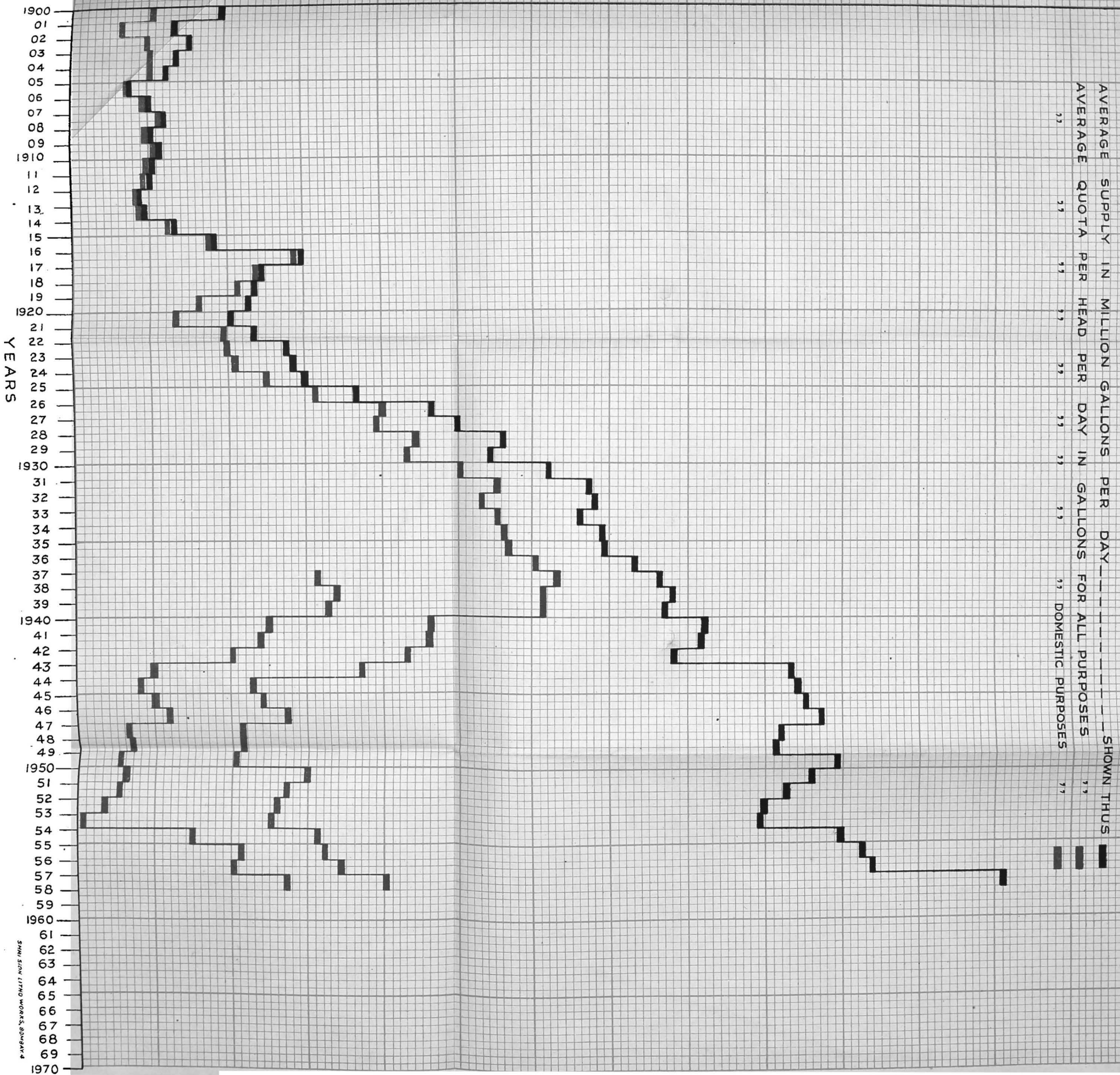
Sr. No.	Particular	Quantity in million gallons	Percentage	REMARKS
(1)	Milch Cattle Stables	34.76	.067	Metered
(2)	Other Stables	11.32	.023	"
(3)	Textile Mill	4,515.70	8.759	"
(4)	Dyeing, Printing and Bleaching Mills	646.37	1.251	"
(5)	Gymkhanas, Playgrounds etc.	94.35	.182	"
(6)	Race Course	60.74	.117	"
(7)	Industries	807.46	1.563	"
(8)	Laundries and Dhobighats	176.70	.342	"
(9)	Lodging and Boarding Houses	193.67	.375	"
(10)	Hotels	51.47	.099	"
(11)	Restaurants	455.67	.882	"
(12)	Flour Mills	16.07	.031	"
(13)	Private Hospitals	47.80	.092	"
(14)	Railways	1,052.26	2.051	"
(15)	Bombay Port Trust	1,272.42	2.460	"
(16)	Private Markets	27.93	.054	"
(17)	Bakeries	19.41	.037	"
(18)	B. E. S. & T. Undertaking Properties	58.27	.110	"
(19)	Municipal Dhobighats	100.95	.195	"
(20)	Cultivating Lands	3.52	.007	"
(21)	Construction Works	378.00	.732	Unmetered
	Total Supply for Trades	10,031.84	19.429	
(22)	Fire Purposes	4.55	.008	Unmetered
(23)	Leakage detected and remedied	913.82	1.768	"
(24)	Road Construction	2.50	.005	"
(25)	Road Watering and Cleaning Gullies	0.78	.001	"
(26)	Gully Flushing	130.06	.251	"
(27)	Miscellaneous such as, Drainage Sewerage Works, Public Conveniences, Hospitals, Charitable Institutions	.22	.002	"
	Total Supply for Public Purposes	1,051.93	2.035	
(28)	Domestic Supply to City—			
	(a) Metered ... 9,937.68	40,556.03	78.536	Per Capita Consumption for domestic purposes is 47.65 gallons per head per day.
	(b) Unmetered ... 30,618.35			
	Total Quantity of Water Supplied to the City	51,639.80	100%	
	Suburbs—			
	(a) Domestic ... 5,773.00	9,490.00	60.83	Per Capita Consumption for domestic purposes is 31.00 gallons per head per day.
	(b) Non-domestic ... 3,717.00			
	Total Quantity of Water Supplied to Suburbs	9,490.00	100%	
	Extended Suburbs—			
	(a) Domestic ... 445.00	1,258.00	35.61	Per Capita Consumption for domestic purposes is 6.09 gallons per head per day.
	(b) Non-domestic ... 813.00			
		1,258.00	100%	
	Grand Total	62,387.80		

Note.—The total quantity of water supplied to the City and Suburbs i.e., Greater Bombay was 62,387.80 million gallons.

SUPPLY IN MILLION GALLONS PER DAY

QUOTA PER HEAD PER DAY IN GALLONS

SUPPLY STATISTICS FOR THE CITY



APPENDIX No. V

(Vide Para 8)

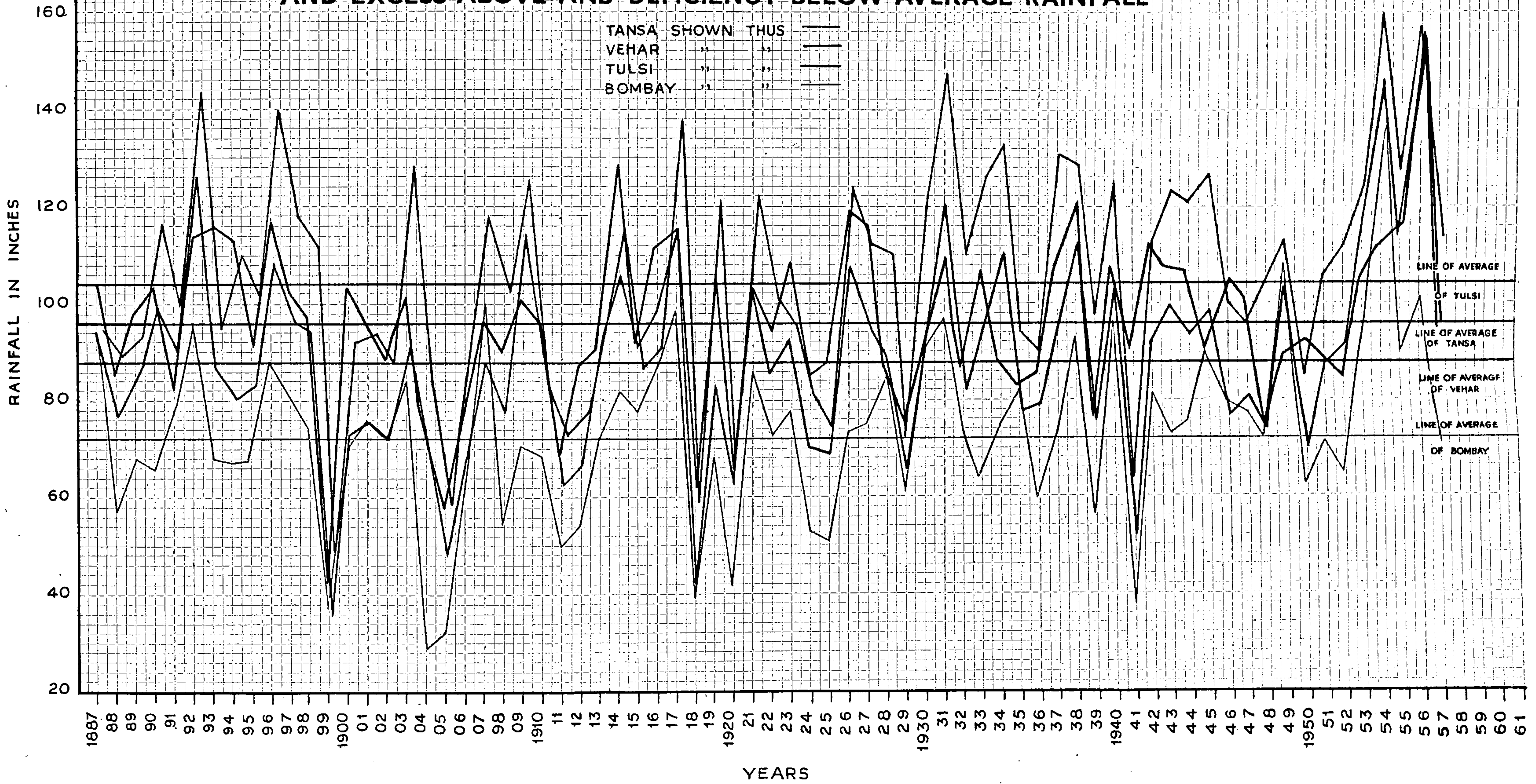
Statistics of the Lakes for 1957-58.

Serial No.	Particulars.	Tansa.	Vohar.	Tulsi.	Powai.	Vaitarna.
1	Distance from Bombay (Town Hall) in miles by road	66	18	22	17	74
2	Water spread at full supply level in square miles	7.38	2.81	0.52	0.57	3.3
3	Total catchment area in square miles	52.50	7.32	2.61	2.58	174.00
4	Total rain fall in inches	95.70	97.09	113.33	109.38	106.23
5	Average rain fall of the preceeding 5 years	116.47	123.85	137.00	137.18	139.63
6	Number of wet days	93	84	88	86	97
7	Decrease or increase in rainfall as compared with average of preceding 5 years	-20.77	-26.76	-23.67	-27.85	-33.40
8	(a) Number of days in which rainfall was between 1" and 2"	10	14	10	12	12
	(b) Number of days in which rainfall was between 2" and 3"	5	4	10	9	12
	(c) Number of days in which rainfall exceeded 3"	10	10	9	11	7
9	Maximum rainfall in a day in inches	8.35	7.21	7.70	6.67	8.51
10	Date of maximum rainfall	27-6-57	6-7-57	6-7-57	6-8-57	15-7-57
11	The lake commenced to overflow when the rainfall amounted to inches	47.52	Did not Overflow	77.84	52.52	30.20
12	Date on which the lake started overflowing	15-7-57	do	7-8-57	15-7-57	13-7-57
13	Number of days the lake overflowed	21	do	27	52	76
14	Number of times the lake overflowed	17	do	2	1	2
15	Quantity of water that overflowed over the waste-weir in million gallons	17,500	Nil	1,600	...	1,75,000
16	Quantity of water overflowed equivalent to number of days of supply to Greater Bombay	102	Nil	9	...	1,023
17	Full supply level of the lake in Town Hall Datum	422.00	264.50	456.60	195.00	535.00
18	Useful contents of the lake at full supply level in million gallons above the lowest outlet.	40,660	9,120	2,295	1,200	39,510
19	Highest level reached during the year in T.H.D.	421.95	262.40	458.90	195.68	535.60
20	Date on which the highest level was reached	24-8-57	27-8-57	20-8-57	22-8-57	16-8-57
21	Lowest drawabe levels.	385.00	234.50	430.00	...	416.88
22	Drawable capacities in million gallons when the lakes are full.	35,257	8,425	1,771	...	33,510
23	Lowest level reached during the year in T.H.D.	408.99	239.80	431.13	185.25	427.45
24	Date on which the lowest level was reached	26-6-57	21-6-57	24-6-57	20-6-57	21-6-57
25	Useful Contents of the lake at the lowest level reached in million gallons	25,365	1,794	572	330	1,773
26	Useful Contents of the lake at lowest drawabe levels in million gallons	5,403	713	524
27	Useful drawabe storage carried out for the next year	19,962	1,081	48	...	1,773
28	Quantity of water required to fill up the lakes, to full supply level from the lowest level reached, in million gallons	15,295	7,326	1,723	...	37,737
29	Percentage run off into the lake from the catchment area as per rainfall registered at the lake	67.50	64.64	76.50
30	Quantity of water brought into the City and Suburbs Including Extended Suburbs during the year in million gallons	52,885.50	8,031.70	1,470.60
31	Quantity of water brought into the City and Suburbs Including Extended Suburbs per day in million gallons	144.89	22.00	4.03
32	Total loss of water due to evaporation, leakage and absorption in million gallons during the dry-period of 7 months	6,844	1,144	628
33	Average loss of water per day due to evaporation and other losses during the dry months in million gallons (7 months)	28.28	4.72	2.59
34	Total loss of water due to evaporation only in million gallons (vide Appendix)	2,562.02	832.33	199.37
35	Average loss of water per day due to evaporation only in million gallons for the Period stated in Item 34 above	12.08	3.98	.94

**GRAPH SHOWING
ANNUAL RAINFALL IN INCHES FROM 1887
AND EXCESS ABOVE AND DEFICIENCY BELOW AVERAGE RAINFALL**

APPENDIX VI
(VIDE PARA NO.8)

TANSA	SHOWN	THUS	—
VEHAR	"	"	—
TULSI	"	"	—
BOMBAY	"	"	—



APPENDIX No. VII (Vide Para. 8).

Quantity of water lost by evaporation alone at the lakes.

Month.	EVAPORATION IN FEET.			EVAPORATION IN MILLION.		
	Tansa.	Vehar.	Tulsi.	Tansa.	Vehar.	Tulsi.
1957—						
April	0.335	0.457	0.460	394.54	118.65	27.14
May	0.330	0.577	0.545	381.48	139.65	29.16
June	...					
July	...					
August	...	Not recorded.			Not recorded.	
September	...					
October	...					
November	0.286	0.352	0.389	312.62	114.45	30.02
December	0.341	0.403	0.456	379.61	122.40	32.85
1958—						
January	0.341	0.382	0.434	379.61	111.34	29.40
February	0.343	0.343	0.364	393.04	128.18	26.40
March	0.264	0.380	0.406	321.12	97.66	24.40
Total	2.240	2.894	3.041	2,562.02	832.33	199.37

Grand Total: 3,593.72 Million gallons in dry season—16.95 million gal'on per day.

APPENDIX VIII (Vide Para. 15)

Extra- Ordinary.—Works taken up from different grants for repairs and maintenance in Outside City Division.

(1) Repainting the two 72" and 57" Tansa mains from Tansa to Bandra and also the 60" main from Powai to Ghatkopar, the 48" Vehar Main and the 50" Lockbarsteel mains in Syphon Nos. 7 and 8 etc., and repairing 57" main near Bandra Bridge	...	80,000
(2) Repairs to Tulsi Filters	...	1,500
(3) Patch-plating the leaks on steel mains Outside the City	...	3,000
(4) Repairs to the segmental concrete bedding under steel mains at abutments of open culverts in Outside City Division	...	3,000
(5) Renovating the Tulsi catchment channels	...	5,000
(6) Repairs to leaky revetted joints on the 72" East Tansa main at Bhandup	...	7,200
(7) Providing pitching on embankment and flattening the side slopes	...	5,000
(8) Removing shrubs and grass, etc., at Tansa	...	1,500
(9) Strengthening the expansion joints on steel mains in Outside City Division	...	4,000
(10) Repairs to Linemen's quarters at Mendola North in Jamboli Division	...	2,336
(11) Regarding the old 48" and 57" Syphon Main in O.C. Division (General Repairs)	...	3,000
(12) Repairs to the existing Stores Room at Agra Road in Jamboli Division	...	3,692
(13) Repairs to overseer's quarters at Khaling in Jamboli Division	...	2,614
(14) Renovating the paint shop in Powai Yard	...	6,527
(15) Renovating Inspection Bungalow at Newada Chowki	...	1,802
(16) Regrading 48" and 57" mains in Syphon No. 6 in Kasheli Division (Part Provision)	...	15,400

1,45,571.00

APPENDIX No. IX (*Vide* Para. 16).*Plants, Machinery and Tools in the Outside City Division.*

(1) Petrol driven motor trolley of Drewry, Buda, Ford type, etc.	... 12 Nos.
(2) Diesel Locomotive	... 1 No.
(3) Petrol Truck	... 1 No.
(4) Jeep	... 1 No.
(5) Portable Arc Welding Sets	... 3 Nos.
(6) Portable Compressor Unit	... 3 Nos.
(7) Portable Welding Transformer	... 1 No.
(8) Portable 6" Pumping Unit	... 1 No.
(9) Portable 4" Pumping Unit	... 1 No.
(10) Portable 2" Pumping Unit	... 2 Nos.
(11) Portable Concrete Mixer	... 3 Nos.
(12) 110 Volts D. C. Diesel Generating Set at Tansa	... 1 No.
(13) 110 Volts D. C. Diesel Generating Set at Vehar.	... 1 No.
(14) Inboard Diesel Engine for boats	... 2 No.
(15) Outboard Petrol Engine for boats	... 5 Nos.
(16) Venturi Meters A M Type	... 10 Nos.
(17) Pumping Houses (Vehar and Tansa)	... 2 Nos.
(18) Chlorination Plants	... 5 Nos.
(19) Power House at Tansa	... 1 No.

APPENDIX No. X (*Vide* Para. 17).*Particulars of Structures maintained in the Outside City Division.*

Category.	Nos.
Inspectors' Bungalows, Pavilions, etc.	... 17
Staff Quarters	... 20
Labour Chawls	... 63
Office Buildings	... 5
Cabins	... 6
Sluice Houses	... 19
Stores and Workshops	... 41
Venturi House	... 4
Chlorination Plant	... 3
Filtration Houses	... 1
Pump and Engine Houses	... 7
Garages	... 11
Linemen's and Watchmen's Cabins	... 31
Welfare Centre at Cross Connection	... 1
Total	... <u>228</u>

APPENDIX XI (vide para. No. 24)

List of Burst during 1957-58

Serial No.	Date.	Locality.	Size of Main.
1	2-4-1957	Opposite Plot 214 Sawri Wadala Road	3"
2	20-4-1957	Opposite Plot 219 Sawri Wadala Road No. 15	3"
3	30-4-1957	Lady Hardinge Road	6"
4	5-5-1957	118, Matarpakha ⁴ i Road	6"
5	12-5-1957	South Street junction Agripada Chawl Street	6"
6	27-5-1957	Delisle Road Opposite Railway Compound	9"
7	7-6-1957	Vincent Road junction Kohinoor Road	4"
8	9-6-1957	Proposed Foras Road near Aluminium Factory	9"
9	11-6-1957	Khodadad Circle, Dadar	4"
10	15-6-1957	Mount Road Opposite Reserve Bank	24"
11	1-7-1957	M. H. R. Slope	12"
12	7-7-1957	Duncan Road junction Grant Road	7"
13	17-7-1957	Forjett Street	12"
14	22-7-1957	Delisle Road near Railway Work Shop	9"
15	24-7-1957	Delisle Road near Railway Work Shop	9"
16	30-7-1957	Sleater Road	6"
17	1-8-1957	Pilot Bunder Apollo	6"
18	5-8-1957	Delisle Road near Railway Dispensary	9"
19	12-8-1957	Delisle Road Near Railway Dispensary	9"
20	14-8-1957	Arthur Road	27"
21	21-8-1957	Mohmedalli Road junction Carnac Road	5"
22	5-9-1957	32, Delisle Road	5"
23	11-9-1957	187, Sion Road East	6"
24	5-10-1957	Dr. Annie Besant Road	4"
25	10-10-1957	Pilot Bunder Apollo	4"
26	2-11-1957	331, Abdul Rehman Street	18"
27	6-11-1957	609, Gurgaum Road	7"
28	11-11-1957	Carnac Road	3"
29	14-11-1957	Gurgaum Road	7"
30	18-11-1957	Gurgaum Road	7"
31	22-11-1957	Gurgaum Road	7"
32	26-11-1957	Gurgaum Road	7"
33	4-12-1957	Henry Road junction Colaba	4"
34	18-12-1957	Custom House Road	6"
35	23-12-1957	Shaikh Memon Street	3"
36	24-12-1957	Delisle Road	9"
37	26-12-1957	Dr. Vigas Street	10"
38	27-12-1957	Elphinstone Circle	3"
39	30-12-1957	Shaikh Memon Street	6"
40	31-12-1957	Shaikh Memon Street	6"
41	1-1-1958	E Road junction D Road Marine Drive	6"
42	3-1-1958	Shaikh Memon Street	7"
43	6-1-1958	Carnac Road Opposite Market	15"
44	17-1-1958	Elphinstone Road, Parsi Bazar	3"
45	24-1-1958	Doctor Street junction Grant Road	9"
46	4-2-1958	Khatwadi 10th Lane	6"
47	11-2-1958	Road No. 2, Secretariate	6"
48	26-2-1958	Shaikh Memon Street	6"
49	27-2-1958	Shaikh Memon Street	4"
50	1-3-1958	Dadar Road Opposite Surya Cinema	6"
51	3-3-1958	Lamington Cross Road	3"
52	10-3-1958	Sion Road	3"
53	11-3-1958	Road No. 2 Secretariate	6"
54	12-3-1958	Sleater Road	57"
55	25-3-1958	Narayan Dabholkar Road	6"
56	27-3-1958	Carnac Road	15"

APPENDIX No. XII (vide Para. No. 27)

Details of consumers' pipes cleaned in F Ward during the year 1957-58:—

Size of Connections.	No. of Connections cleaned.	Length of pipe cleaned in R.ft.
1"	188	70,342
1 1/2"	389	97,586
1"	158	35,629
1 1/2"	40	7,650
1 1/4"	14	3,691
2"	...	374
Total	789	2,15,272

APPENDIX No. XIII (vide para No. 28)

Details of communicating pipes cleaned in F Ward during the year 1957-58:—

No. of Connections.			
Size of Connections.	Full of moss shells in-crustation.	Connections found broken	Total
1/2"	475	53	528
3/4"	1,027	42	1,069
1"	512	21	533
1 1/4"	96	4	100
1 1/2"	69	2	71
2"	18	4	22
Total ...	2,197	126	2,323

APPENDIX No. XIV (vide para. No. 38)

Particulars of Municipal meters in the City:—

Size of meters.	Nos.
1/2"	4,583
3/4"	2,559
1"	1,589
1 1/4"	1,316
2"	1,150
3"	352
4"	310
6"	69
8"	55
12"	4
	11,987

APPENDIX NO. XVI (Vide PARA. NO. 56)

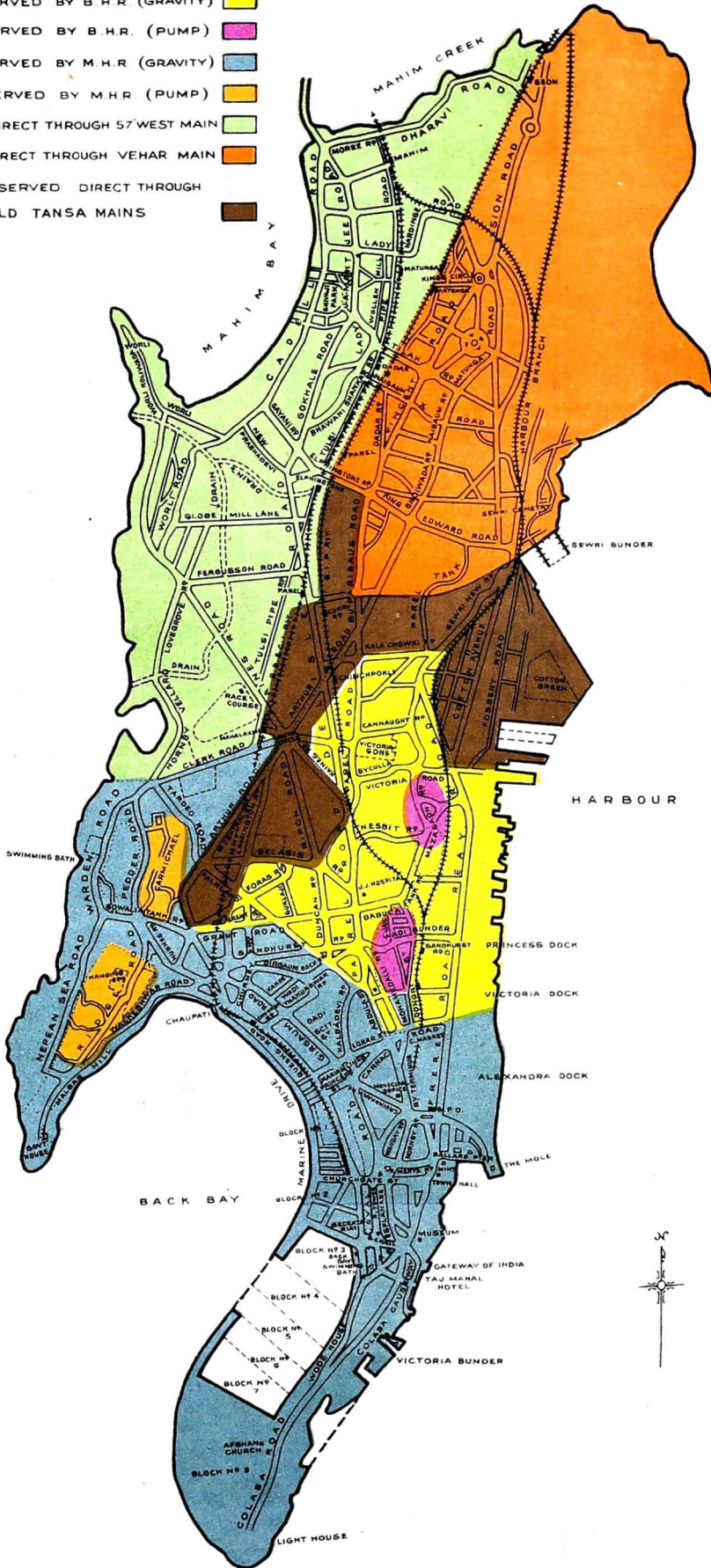
Statistics of work done by the rewashing staff for the year 1957-58

Ward	No. of Re-washing Mukadarns	No. of houses inspected	No. of taps inspected	No. of taps re-washed	Percentage of 5 to 4	No. of other defects found	No. of notices issued	No. of court actions taken	No. of Taps Renewed
1	2	3	4	5	6	7	8	9	10
'A'	1	2,272	17,805	2,109	12%	103	10	...	25
'B'	2	2,214	15,567	2,186	14%	100	11	...	65
'C'	2	2,095	12,843	1,760	14%	133	11	...	68
'D'	2	3,027	42,296	4,257	10%	235	66	...	80
'E'	2	3,925	38,207	4,059	11%	168	8	...	158
'F'	2	2,836	53,995	5,955	11%	219	86
'G'	2	3,687	43,953	4,824	11%	368	130
Total	13	20,056	2,24,666	25,150	...	1,326	105	...	622

ZONES OF WATER SUPPLY

APPENDIX XV
(VIDE PARA No 47)

- 1) AREA SERVED BY B.H.R. (GRAVITY)
- 2) AREA SERVED BY B.H.R. (PUMP)
- 3) AREA SERVED BY M.H.R. (GRAVITY)
- 4) AREA SERVED BY M.H.R. (PUMP)
- 5) G WARD DIRECT THROUGH 57' WEST MAIN
- 6) F WARD DIRECT THROUGH VEHAR MAIN
- 7) AREA SERVED DIRECT THROUGH 48" OLD TANSO MAINS



APPENDIX No. XVII (Vide Para No. 70)

Works carried out by Construction Branch inside City during the year 1957-58:—

Serial No.	Item No.	Name of Work.	Length—laid.							S. P. Hydrants.	Nos. of House Connections transferred.	Remarks.		
			24"	21"	20"	18"	12"	9"	6"				4"	3"
1	3	Providing water mains with Hydrants etc., in layout of Roads in Scheme No. 57 Sewree Wadala.	2322'	939'	...	579'	9	...	Work in Progress.	
2	26	Enlarging all the 3" and 4" water mains in A Ward to suitable sizes.	852'	...	4822'	...	138'	15	58	Do.
3	31	Enlarging the existing 6" water main in Parcel Tank Road to 9" water main and connecting it to 24" water main in Jerbai Wadia Road and 18" main Kalachowki Road.	2427'	Work completed.
4	74	Extending 12" water main in Lady Harding Road.	1887'	92'	5	...	Work in progress.
5	108	Laying 6" water main in Gymnasium Road, (A Ward).	789'	...	87'	8	...	Work completed.
6	123	Enlarging the existing 4" water main in Arthur Road to 9" water main.	336'	
7	139	Laying a 9" main in Little Gibbs Road	243'	Work in progress.
8	140	Connecting 12" water main along Lakhamji Napoo Road and Sir Bhalchandra Road, with 32" Vehar main.	1594'	...	30'	Work completed.
9	141	Laying 9" main in Doctor Street from junction Grant road to junction Erskine Road	1567'	84'	Work completed as per provision.
10	144	Laying 9" water main in Sun Mill Lane.	1735'	4	...	
11	146	Enlarging the existing 4" water main to 9" water main in Kumbharwada Cross Lane.	1601'	9'	
12	147	Enlarging 6" main in Benham Hall Lane to 12" sizes.	858'	3	...	Work in progress.
13	148	Laying 12" main in Bora Bazar Street from junction Dadabhai Nawroji Road to junction Agiary Lane.	1366'	...	176'	...	21'	3	...	Work completed as per provision
14	151	Laying 9" water main in Dharavi Cross Road.	1578'	5	...	Work completed.
15	153	Laying a new 6" water main in Love Lane Cross Lane.	459'	2	9	Work completed.
16	154	Laying a 6" water main in the passage off Vincent Road.	
17	155	Laying 9" water main near Government Housing Scheme at Koliwada near Futka Tank.	2598'	7'	1	...	Work incomplete

APPENDIX No. XVIII (Vide Para No. 72)

List of Private Parties Works carried out by Construction Branch (Inside City) during the year 1957-58:—

1. Shifting the existing 4" metered connection and enlarging 4" and 6" connection at Dadabhai Nawroji Road on behalf of Central Railway.
2. Making 3" connection on 6" main for Empire Cinema at Bastian Road on behalf of Messrs. Narayan investment Trust.
3. Making 6" x 3" connection to P. W. D. Central Office at Mayo Road for Executive Engineer, P. W. D. Bombay.
4. Making 8" x 4" connection with meter at Victoria Bunder Road for Colaba Textile Mills Private Ltd.
5. Making a 4" connection with meter for Executive Engineer, P. W. D. Haffkine Institute at King Edward Road,
6. Making 3" connection at 3-C, Pedder Road for Income Tax Office Building at Carmichael Road, Executive Engineer, Bombay, Central P. W. D. II.
7. Transferring the existing 6" connection from 30" main to 9" main in Globe Mill Passage, Century Mills.
8. Making 4" metered connection for B. E. S. & T. Staff Quarters at Government Gate Road.
9. Diverting 6" water main in Sewree Cross Road for Messrs. F. Bock & Co.

APPENDIX XIX (Vide Para No. 78)

Particulars of mains laid in connecton with the Remodelling of Distribution System in the City during the year 1957-58—

Name of the work.	Length laid.	Remarks.
1. Laying a 24" main along Hansali Tank Road and Ash Lane between Tulsī Pipe Road and Cadell Road.	780, R.ft. (24" C. I. pipes).	Work is duly completed.
2. Laying a 24" main in New Nagpada Road to connect the 32" main in Parel Road.	945 Rft. (24" C. I. pipes)	Sanctioned work is duly completed. However the main laid is proposed to be extended upto Sukhalji Street. Plans and estimates are being revised.
3. Laying a 24" main in Sukhalji Street and Morland Road to connect the 36" main in Souter Street.	2,269 Rft. (24" C. I. pipes) ...	Work is duly completed.
4. Laying a 24" main along Lady Hardinge Road between Tulsī Pipe Road and Cadell Road.	1,435 Rft. (24" C. I. pipes) ... 64 Rft. (24" steel pipes).	Work is duly completed.
5. Laying a 24" Separate Steel main outlet from elevated tank to Dockyard Road.	321 Rft. (24" steel pipes)...	Work is duly completed
6. Laying an 18" Cast Iron main in Love Lane to connect the new 36" Byculla Outlet and the 14" main in Parel Road	384 Rft. (18" C. I. pipes). ...	Part work is completed. Further work is postponed for the present.
7. Laying a 15" C. I. main along Ghorupdeo Road and Connought Road to connect the proposed 24" main in Mount Road with 14" and 12" mains in Parel Road.	3,447 Rft. (15" C. I. pipes) ...	Work is duly completed.
8. Laying an 18" main in Tardeo Road from Hornby Vellard upto Tardeo Tram Terminus.	3,667 Rft. (18" C. I. pipes) ...	Work is duly completed.
9. Converting the 12" Syphon Main in Ridge Road into Pump Supply main from Malabar Hill Reservoir by laying 15" main.	710 Rft. (15" C. I. pipes).	Work is in progress.
10. Laying a new 48" Mandvi, Pydhonie, Kumbharwada Outlet main from B. H. R. and Babula Tank Road upto junction Rahimtoola Road.	173 Rft. (48" steel pipes)...	The alignment of this main is altered and the new proposal is before the Corporation.
11. Laying a 24" main in Jackeria Masjid Road from the New 48" Mandvi outlet in Babula Tank Road to connect with the 15" main in Carnac Road	361 Rft. (24" C. I. pipes)	Work is in progress.
12. Laying a 24" main in Trimbak Parshram Street to connect the 36" Outlet in Grant Road with 24" main in Vallabhbai Patel Road.	1,292 Rft. (24" C. I. pipes) ...	Work is duly completed.
13. Laying 24" main in Ebrahim Rahimtoola Road and Mahomedalli Road to connect the 24" main in Vallabhbai Patel Road with 15" main in Carnac Road.	2,244 Rft. (24" C. I. pipes) ...	Work is in progress.

APPENDIX No. XX (Vide Para No. 50)

Hours of supply in different localities (March 1958)

(All timings indicated in Standard Time)

Serial No.	Locality.	Hours of Supply.
1	Areas served by Malabar Hill and Bhandarwada Hill Reservoir, except Colaba and Fort.	4-30 A.M. to 7-30 A.M. 8 P.M. to 10-00 P.M
2	Area served by Malabar Hill Reservoir through 12" Siri Road outlet	... 5-00 A.M. to 10-00 A.M. 8-00 P.M. to 12 Mid-night.
3	Colaba and Fort Areas	... 4-00 A.M. to 7-30 A.M. 8-00 P.M. to 10-00 P.M
4	Pump Supply to Gibbs Road and Ridge Road	... 5-00 P.M. to 5-30 P.M. 6-00 A.M. to 7-30 A.M.
5	Pump Supply to Gowalia Tank, Raghavji Road and Forjett Hill	... 6-00 P.M. to 12-30 A.M. 4-30 A.M. to 10-30 A.M
6	Direct Supply to Warden Road and Peddar Road	... 6-00 P.M. to 8-00 A.M.
7	Pump Supply to Mazgaon Area	... 3-30 P.M. to 8-00 P.M.
8	Direct supply to 'F' and 'G' (North) Wards	... 8-00 P.M. to 10-00 P.M. 4-30 A.M. to 7-30 A.M.
9	Direct supply to 'G' (South) Ward	... 5-00 P.M. to 8-00 P.M. 4-30 A.M. to 7-30 A.M.
10	Direct supply to Worli Sea Face, and Pochkhanawalla Road	... 6-00 P.M. to 7-30 A.M.

APPENDIX No. XXI (Vide Para. No. 51).

Statement showing short supply complaints in the City (for the last 17 years.)

Months.	1941-42	1942-43	1943-44	1944-45	1945-46	1946-47	1947-48	1948-49	1949-50	1950-51	1951-52	1952-53	1953-54	1954-55	1955-56	1956-57	1957-58
April ...	750	147	481	280	307	396	440	479	931	1,017	1,145	1,369	1,961	1,726	1,575	1,589	1,320
May ...	420	196	352	276	287	335	520	458	1,208	1,390	1,273	1,388	2,067	1,694	1,285	1,777	1,521
June ...	322	540	333	304	312	345	610	488	771	1,277	1,385	1,412	1,982	1,621	1,382	1,423	3,159
July ...	345	204	281	196	210	365	441	530	1,112	1,311	1,288	1,336	1,834	1,209	1,110	1,136	2,089
August	240	211	131	232	217	280	320	569	851	1,143	1,567	1,285	1,797	912	741	988	440
Sept. ...	360	108	115	174	250	230	329	682	931	1,143	1,538	1,280	1,695	858	951	852	759
Oct. ...	620	220	201	421	361	277	425	730	877	1,400	1,773	1,340	2,245	1,094	1,096	971	1,572
Nov. ...	518	227	332	472	387	289	304	593	929	1,448	1,211	1,304	1,819	975	1,003	968	688
Dec. ...	360	184	159	268	217	328	351	546	928	1,109	1,175	1,467	2,058	872	1,045	970	1,076
Jan. ...	221	138	131	230	192	328	296	488	776	1,286	1,153	1,219	1,924	678	772	1,016	572
Feb. ...	292	188	135	171	211	305	296	598	916	1,242	1,206	1,349	1,908	823	970	896	916
March	211	352	232	246	272	458	456	728	920	1,322	1,197	1,712	2,127	1,167	1,445	954	824
Total ...	4,674	2,715	2,883	3,270	3,223	3,927	4,782	6,889	11,150	15,256	15,911	16,461	23,425	13,629	13,375	13,534	14,936

APPENDIX No. XXII

Statement of Defects found on Mains and Service Pipes during the year 1957-58.

Month.	Total leakage in gallons.	DEFECTS																	Remarks.	
		UNDER GROUND.									ABOVE GROUND.									
		Mains.		Sluice Valves.	Hydrants	Service Pipes.	Stop Taps.	Disconnected service pipes.		Miscellaneous Holes in Mains, etc.	Bib Taps.			Service Pipes.		Ball Valves and Tanks.				Stop Taps leaking.
		Bursts.	Joints.					Ferrule leak.	Meter leak.		Re-washed.	Out of order.	Hydrant	Leaking	Without Tap	B. V. out of order.	Tanks without B.Vs	Tanks leaking		
1957—																				
April	3,02,298	1	1	220	179	335	108	43	198	103	589	129	105	173	46	210	33	131	51	
May	4,32,171	1	1	270	201	316	167	41	227	69	573	92	99	221	63	101	68	118	38	
June	3,25,988	2	...	323	280	379	130	34	264	75	614	99	63	134	57	184	13	99	44	
July	3,34,667	1	...	361	234	413	117	23	149	217	697	114	75	210	77	194	59	85	50	
August	2,82,768	1	3	349	180	404	100	26	196	109	679	85	133	180	53	188	20	118	42	
September	3,88,746	1	5	206	177	426	164	47	299	176	695	165	131	235	90	153	114	124	104	
October	3,32,795	...	5	188	138	425	128	27	165	125	560	125	92	210	71	226	109	129	53	
November	3,35,589	2	3	156	139	439	134	42	296	114	663	151	98	181	62	219	39	141	48	
December	3,90,549	5	5	172	137	434	122	15	155	76	750	147	94	245	63	200	106	121	57	
1958—																				
January	3,69,415	1	6	469	208	451	75	25	193	125	662	105	144	305	43	228	44	111	60	
February	4,57,150	6	5	560	275	477	106	27	230	103	690	88	144	238	49	351	52	94	77	
March	3,99,405	4	1	558	256	303	93	42	236	130	778	78	169	165	56	155	76	70	66	
Total	43,51,541	25	35	3,732	2,404	4,802	1,444	392	2,608	1,422	7,950	1,378	1,347	2,497	730	2,409	733	1,341	690	

Total underground defects detected ... 16,864
 Total aboveground defects detected ... 19,175

BOMBAY FIRE BRIGADE

Shri S. G. Vengsarkar, Chief Officer, was in charge of the Department during the year.

Fire Alarms.—The total number of Fire Alarms including the private ones, spread over the City were 205. These are connected to ten Fire Stations.

As per the Standing Committee Resolution No. 1281 of 13th September 1957, the Telephones, Bombay District, have been requested to undertake the work of installation of fire alarms in the Santacruz—Jogeshwari Area and these will be connected to Andheri Fire Station.

It would be of interest to note that about 41 per cent. of the total calls received for fires etc., were transmitted through these street fire alarms. The Brigade got one person arrested by Police for malicious interference with the fire alarms.

Fire Calls.—The Brigade responded to a total number of 1,910 calls of which 1,611 calls were for 876-actual fires. There were 830 actual fires in the previous year.

Outside City limit calls.—There were two calls from outside the city limits, for which the Brigade Service were summoned. On one occasion, the Mayor of Bombay, Shri M. V. Donde accompanied by Chief Officer Shri S. G. Vengsarkar attended a serious fire in Thana Town.

False Alarms.—The number of false calls recorded was 299 of which 111 calls were due to malicious interference with the street fire alarms by members of public, 22 were given with good intentions and 166 calls were due to defects in the fire alarm system. The summary of fire calls (including false alarms) are given in Appendix I.

Serious Fires.—There were 8 major fires during the year, which have been included in Appendix II.

Most of the serious fires were due to the causes mentioned below :—

- (1) Indiscriminate and heavy storage of inflammable and combustible goods, exceeding the permissible limits.
- (2) Lack of proper fire precautionary measures.
- (3) Negligence.
- (4) Late calls to the Fire Brigade.

There were two fires during the year, wherein human lives were involved. The first such fire occurred on 30th December 1957 in a godown on 1st floor of a three floored building at Kalbadevi Road. One person who was working in the godown was trapped due to rapid spread of fire and was burnt to death. The fire had taken complete hold of the godown and flames were shooting out in the passage and from the windows, threatening the upper floors. The godown contained large stocks of chemicals, oils etc., and the party had no licence to store these commodities.

Another fire where human lives were involved was at Raoli Camp, Sion, on the 23rd January 1958. Two children of 3 and 5 years ages were burnt to death in a hut. It was reported that the mother had locked them in the hut and had gone out to fetch water. On her return, she found the hut fully ablaze along with four other adjoining huts made of combustible materials.

The fire in a departmental store at Colaba Causeway on 22nd December 1957 resulted in a heavy loss of about Rs. 4,10,000. The shop was about 100' x 80' with three upper residential floors, contained costly electrical goods, hosiery, perfumery, luxury articles etc.

The fire in the dome of Bombay High Court on 25th January 1958 requires special mention. It was unusual, since the fire had occurred in the top-most portion of the building 170 ft. high. The officers and fire men had to face several obstacles before climbing to the high altitude as the Brigade Ladders could not reach the height. The dome was being illuminated with several electric bulbs on the Republic Day when it appears the tar coated roof caught fire as a result of defective electric circuit.

The Fire at Andheri Railway Grass Siding on 31st January 1958 was of a serious nature, as it involved several bales of hay over a vast area. Six railway wagons full of grass were badly damaged, while eight others were damaged partially. About 96 buffaloes in the wagons which were in imminent danger of being trapped were successfully removed to safety.

The most serious fire occurred on the night at about 11-12 P. M. on 31st January 1958 at King Edward Road, Parel, estimated damage being about Rs. 35,00,000. An area of about 30,000 sq. ft. was involved. Several godowns and factory sheds, were severely damaged along with 41 tractors, 20 generating sets, 15 air, compressors, 9 stone crushers, centrifugal pumps, road roller, agricultural ploughs, air-conditioning machines cement mixing machines, rubber hose coils etc., etc., contained therein. The fire originated in a temporary timber structure used by a watchman as residence at the extreme rear end of the shed about 150 ft. away from the road. The workshops and godowns were closed. Due to strong breeze and the proximity of wooden cases containing heavy machineries etc. the fire spread rapidly involving all the commodities in the sheds.

Burning Casualties.—During the year, 9 persons were burned to death before arrival of the Brigade, while 50 persons who received injuries died subsequently in the hospitals. It may, however, be mentioned that out of 59 fatal casualties only 3 were burned to death due to serious fires and remaining 56 were due to accidental fires such as bursting of oil pressure stoves, oil lamps etc. Of these 40 were females, while 16 were males. Two

children lost their lives in fire in a hut when were locked from outside by their mother. Of the 40 females who were burnt to death, all except 3 were between the ages of 16 to 35 years and in 21 cases the cause is recorded as "Doubtful." Details are mentioned in Appendix IV. 218 persons who received minor injuries at fires were reported to have since recovered.

Fire Loss.—The estimated loss to properties damaged or destroyed by fire during the year under report was about Rs. 57,92,917 as against Rs. 38,60,504 in the previous year. The increase in the fire loss can be attributed to the serious fire at King Edward Road, Parel, on 31st January 1958 where the damage is estimated at Rs. 35,00,000. The fire loss otherwise, is actually on the decline *i.e.*, about 16 lakhs less than the previous year. Details of fire losses of the last ten years may be seen in Appendix III.

Insurance.—The value of insurance of properties affected by fire was about Rs. 50,60,045 and the total value of properties involved was about Rs. 45,58,27,755. Monthly summaries of fires, and annual losses during the last ten years are given in Appendix III.

Water Supply.—Water supply from the mains for extinguishing fires was satisfactory and the staff of the Water Department attended promptly. There had been at times some delays due to the restricted hours of normal supply to the City. The approximate quantity of water used in extinguishing fires during the year was 52,49,410 gallons of which 49,91,485 gallons of water were drawn from the Municipal mains and the rest from tanks, sea, wells, etc.

Hydrants.—Inspections of fire hydrants were regularly carried out and the defects detected were remedied wherever possible by the staff of the Water Department.

House collapses.—The Fire Brigade attended 143 incidents of house collapses during the year. 5 persons died due to the collapse of buildings wherein 53 persons received injuries.

The first serious house collapse occurred on the 20th June 1957 at Manohardas Street junction Modi Street in Fort area when two persons were killed due to fall of heavy debris.

Another serious house collapse occurred on the 14th July 1957 at 1st Marine Street, Dhobi Talao. Three persons including a child aged 5 years were killed. This was a six-floored building and the cement concrete staircase leading from second floor to the third floor had collapsed on the first floor. As the staircase had given way, about 100 persons were removed from the building by the Brigade staff, using fire escapes and a 100 Ft. Motor Turn Table Ladder.

Rescue.—During the year, the Brigade on 43 occasions attended rescue calls such as rescuing persons, fallen in wells, tanks etc. persons trapped in electric lift cages, children locking themselves inside rooms, workers' limbs caught in machineries, rescue of passengers in the collision of local electric trains etc. 42 persons lost their lives while 79 were injured. Twenty-two persons lost their lives and 64 others were injured in the collision of trains of the Central Railway near Sewri Railway Station on 2nd June '57. Nine fire engines and eight motor ambulances of the Brigade attended this accident. The trapped persons were pinned down by splintered wood panelling of the wrecked bogies but they were extricated by the Brigade staff. All available heavy lifting jacks were utilized for raising heavy objects. Medical aid was arranged on the spot. In all, 90 firemen were on the job. The rescue operations were completed in one hour and seventeen minutes when 60 persons were removed to various hospitals.

Special services.—The Fire Brigade responded to 98 calls for special services during the year *e.g.*, leakage of ammonia and chlorine gases, leakage of dangerous fumes from liquid chemicals, deranged persons climbing on trees, tree overhanging dangerously on buildings, horses' legs caught in roadside sluice-valves chambers, chimney collapse, landing of air-crafts at aerodrome with defects developed, automobiles falling in ditches, collapse of big wooden stands in a cultural programme etc., etc. Seven persons lost their lives and 179 were injured in such incidents including 104 children being injured during the collapse of wooden stand at a cultural programme on 1st February 1958 at Cross Maidan, Bombay.

New appliances.—During the year under report, the following appliances etc. were received :—

For Suburbs.—(1) "DENNIS" Tanker type Fire Engine tank capacity 400 gallons and pump capacity 350/500 g. p. m.

(2) "AJAX" 30/35 ft. Extension Ladder.

(3) "COVENTRY CLIMAX" Light Trailer Fire Pump, 120/220 g. p. m. capacity.

For City.—(1) Two "MERRYWEATHER" Fire Engines—Motor Pumps with 50 ft. "TELESCALA" Escapes—Pump capacity 600 to 1000 g. p. m.

(2) Motor Emergency Tender—Body prepared locally on "STUDEBAKER" Chassis.

(3) One 120 Ft. "METZ" Motor Turn Table Ladder with an independent pump capacity 350/600 g. p. m.

(4) "CONVENTRY CLIMAX" Light Trailer Fire Pump, 120/220 g. p. m. capacity.

(5) "MERRYWEATHER", "TELESCALA" pattern 35 Ft. Extension Ladder.

Other Equipments.—(1) "Proto" Breathing Apparatus, Mark IV—Two complete sets.

(2) Gas Masks—"Drager" Respirators—11 Nos.

General.—Due to the extension of Municipal jurisdiction upto Dahisar on the West and Mulund on the East, the Bombay Fire Brigade has now to respond to calls in the extended areas.

Proposals for New Fire Stations in the Suburbs.—Sites for new Fire Stations at Mulund and Kandivli have already been approved by the Municipal Commissioner. The Fire Station at Kandivli will cover Goregaon Malad, Kandivli, and Borivli areas, whithlee proposed Fire Station at Mulund will cover Mulund-Ghatkopar area.

Fire Stations at Vikhroli and Chembur.—Provision has already been made in the Budget to construct a Fire Brigade Station at Chembur and the site to construct the station has also been selected. Preparations of plans and estimates are in progress.

There is also a provision in the Budget for the construction of one more fire station in the Suburbs at Vikhroli. The land for the purpose has already been acquired and preparations of plans and estimates are nearing completion. It is expected that this fire station will come up soon.

New Fire Station in the City.—The existing fire station situated at Lala Nigam Road, Colaba, is not considered upto date as regards the requirements of a modern fire station are concerned. There is no ground for parade, fire drills, and there is only one fire engine with a limited staff. To meet the growing needs of the fully developed area, it is necessary to build a new fire station where two fire engines and one motor ambulance can be housed. The site has already been selected and it is expected that the station may be completed in 1959-60.

Installation of Radio-Telephony.—It is proposed to introduce Radio-Telephony (Wireless) communication in the Bombay Fire Brigade so that quick messages can be flashed to the Control Room at Headquarters which in turn can arrange for immediate despatch of additional fire appliances. The Officer in the Control Room is continuously kept informed by the officer carrying operations at the fire and the former can therefore take quick decisions in the matter of mobilisation of fire appliances, officers, men etc. This will further increase the efficiency of the department and a provision to carry out the work already exists in the Budget. Part of the work viz., the installation of 200 ft. High Mast is already under progress at the Fire Brigade Headquarters, Byculla. The proposal as regards the procurement of the type of wireless equipment is expected to be finalised early next year.

New Quarters for Staff at Byculla.—Provision for the construction of quarters at Byculla for the staff of the Fire Brigade Department is already made in the Budget.

Unlike the other quarters now existing elsewhere for the staff specially the lower ranks the proposed quarters will have self-contained blocks with separate water, electricity and sanitary arrangements. The building will also provide accommodation for one Station Officer and two Sub-Officers. Arrangements is also made to provide a canteen and a recreation room for the staff.

Inspection of premises for Hazardous Storages.—Two full-time Licensing Officers, who were appointed from 1st April, 1956, continued to inspect hazardous storages etc. During the year, the total number of premises inspected was 3,032. It is gratifying to note that the Government of India have directed the State Governments to consult the local authorities and the Fire Brigade before issuing licences for such storages. The Fire Brigade Officers arrange joint inspections with the officers of the Explosives Department.

405 Cases of complaints involving fire risks were received by this department for investigations and the departments concerned were informed of the objectional storages and where necessary, fire precautionary measures were also recommended.

Extra Curricular Activities.

Trainees from National Fire Service College, Nagpur.—Trainees from National Fire Service College, Nagpur, were sent for practical training in the Bombay Fire Brigade on three occasions. Trainees had opportunities to attend serious fire calls and house collapses in the City.

Trainees from Outside.—During the year, 14 candidates from Santacruz Aerodrome were admitted for short term training courses.

Fire Fighting Demonstrations.—Students of local schools including A. C. C. Cadets, members of the Home Guards and employees of various concerns were given demonstrations in fire fighting and rescue operations on 11 occasions.

Refreshers Course.—Refresher Course for motor drivers, tindals, and firemen were conducted thrice during the year. The Brigade had started the Refresher Courses from last year.

Fire Prevention Week.—The Second Fire Prevention Week was organized in the Bombay State. The Bombay Fire Brigade joined the other Fire Services of the City such as Home Guards, The Burmah Shell Refineries, the Bombay Port Trust etc., to make the week a success.

Fire and rescue demonstrations were held at different places and cavalcades of fire vehicles were arranged. Fire demonstrations were arranged at the Fire Stations and students of the local schools were given demonstrations in fire fighting and rescue operations. Lectures were given by officers of the Bombay Fire Brigade to these students on the usual causes of fires, their preventions and action to be taken in case of a fire.

Establishment.

Additional Post of 2nd Officer.—An additional post of Second Officer was created to attend to the work in stores, workshops, and inspection of hazardous storages in the extended suburbs.

Additional Post of Sub-Officers.—The additional post of Sub-Officer was also created for Suburbs.

Deaths.—Fireman Bhaskar Jairam Bhawe died on 9th October 1957 (Natural Death).

Invalidation.—Three firemen were invalidated from the service during the year. Of them two were invalidated due to injuries suffered while on duty.

Ambulance Service

Calls.—During the year, the ambulance service attended 9,453 calls within the limits of Greater Bombay and of these 1,591 were for accidents, 1,399 for maternity, 3,759 for hire cases, removing in all 6,041 persons. This figure shows a decrease of 118 calls from the last year's figure viz., 9,571. First-aid was rendered to injured persons on 225 occasions.

General.—The motor ambulance travelled a total distance of 69,871 miles, as against 69,971 miles in the previous year.

The total receipts during the year on account of hire cases amounted to Rs. 26,017 including arrears of previous year, as against Rs. 27,934 of the last year.

Brigade Establishment.—The cost on account of maintenance of the Fire Brigade Establishment including that of ambulance services but excluding the charges of Provident Fund, Pension, proportion of general supervision and revenues, dearness allowances, New Works and debt charges was Rs. 8,26,454.

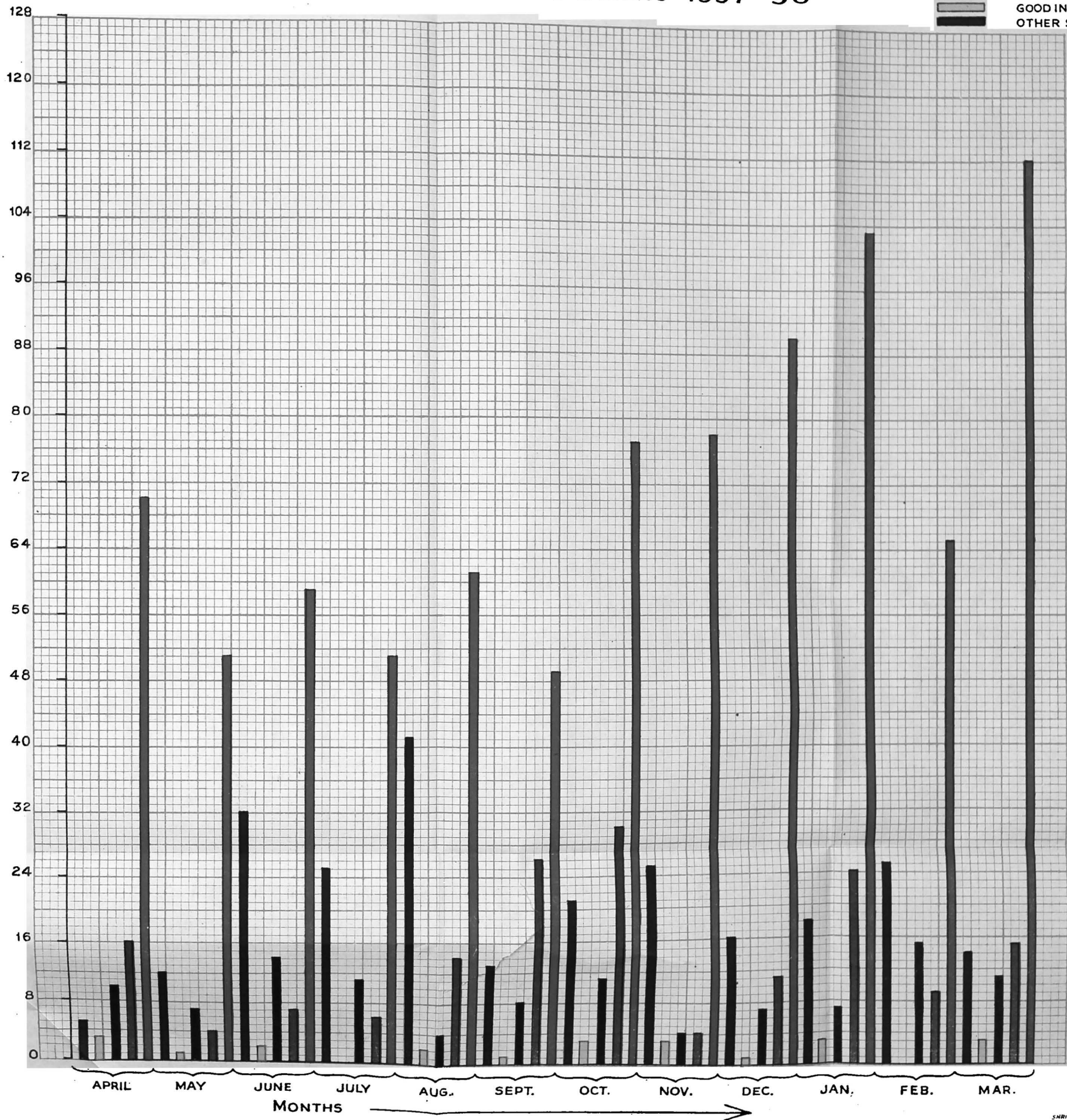
Appendix No. I
BOMBAY FIRE BRIGADE

Summary of calls to Fires (including false alarms) showing the number of times appliances of the Fire Brigade attended and were used for extinguishing fires during the year 1957-58

STATIONS No.	STATIONS,	NUMBER OF FIRE ALARMS ATTACHED.		HOW CALLED				APPLIANCES ATTENDED.							EXTINGUISHED BY.										
		Municipal.	Private.	By Strangers.	By Fire Alarms.	By Exchange Telephone.	By Police or Salvage Corps.	By Private Telephones.	Total.	Motor Pumps carrying Escape or Ladder.	Trailer Fire Pumps.	Motor Turntable Ladder.	Motor Emergency Tender.	Crash Tenders	Fire Unit.	Buckets.	Sand.	Chemical Extinguishers.	Hand Pumps.	First Aid Appliances.	Hydrants.	No. of Motor Pumps.	No. of Jets.	Foam Generator.	Automatic Sprinkler heads actuated.
1	Headquarters ...	19	6	22	82	65	...	169	286	6	2	20	...	15	6	2	13	1	15	8	56	58	4	1	...
2	Alexandra Docks	17	1	2	27	45	...	74	189	8	...	10	...	4	...	2	4	...	17	1	5	6	14
3	Gowalia Tank	27	2	22	84	52	...	158	267	3	44	14	...	1	7	...	1	...	17	3	8	9
4	Sewree ...	10	6	9	47	64	...	120	252	11	...	17	...	23	2	4	11	...	25	19	52	53	1	2	1
6	Fort ...	17	6	15	38	71	...	124	190	2	44	20	...	5	4	6	2	...	14	3	14	14
7	Colaba ...	9	2	16	20	21	...	57	97	...	13	7	1	1	8	...	7	1	1	3	...
8	Shivaji Park	6	19	77	...	102	152	5	3	6	3	7	...	9	10
9	Worli ...	11	1	7	53	60	...	120	166	3	...	8	...	66	1	2	62	...	17	19	22	40	...	39	...
10	Dadar ...	24	2	9	48	128	...	185	283	4	...	24	...	40	2	8	15	...	37	15	45	65	...	97	1
11	Memonwada ...	30	3	34	201	98	...	333	462	5	145	45	...	9	5	12	35	4	33
12	Mandvi ...	11	1	16	39	25	...	70	136	3	16	7	...	5	...	2	...	18	15	2	9
13	Andheri	2	...	97	...	99	123	3	...	2	42	11	1	...	1	...	14	1	29	3
	Total ...	175	30	150	658	803	...	1611	2603	48	264	179	45	185	32	39	117	19	220	76	283	258	5	142	16

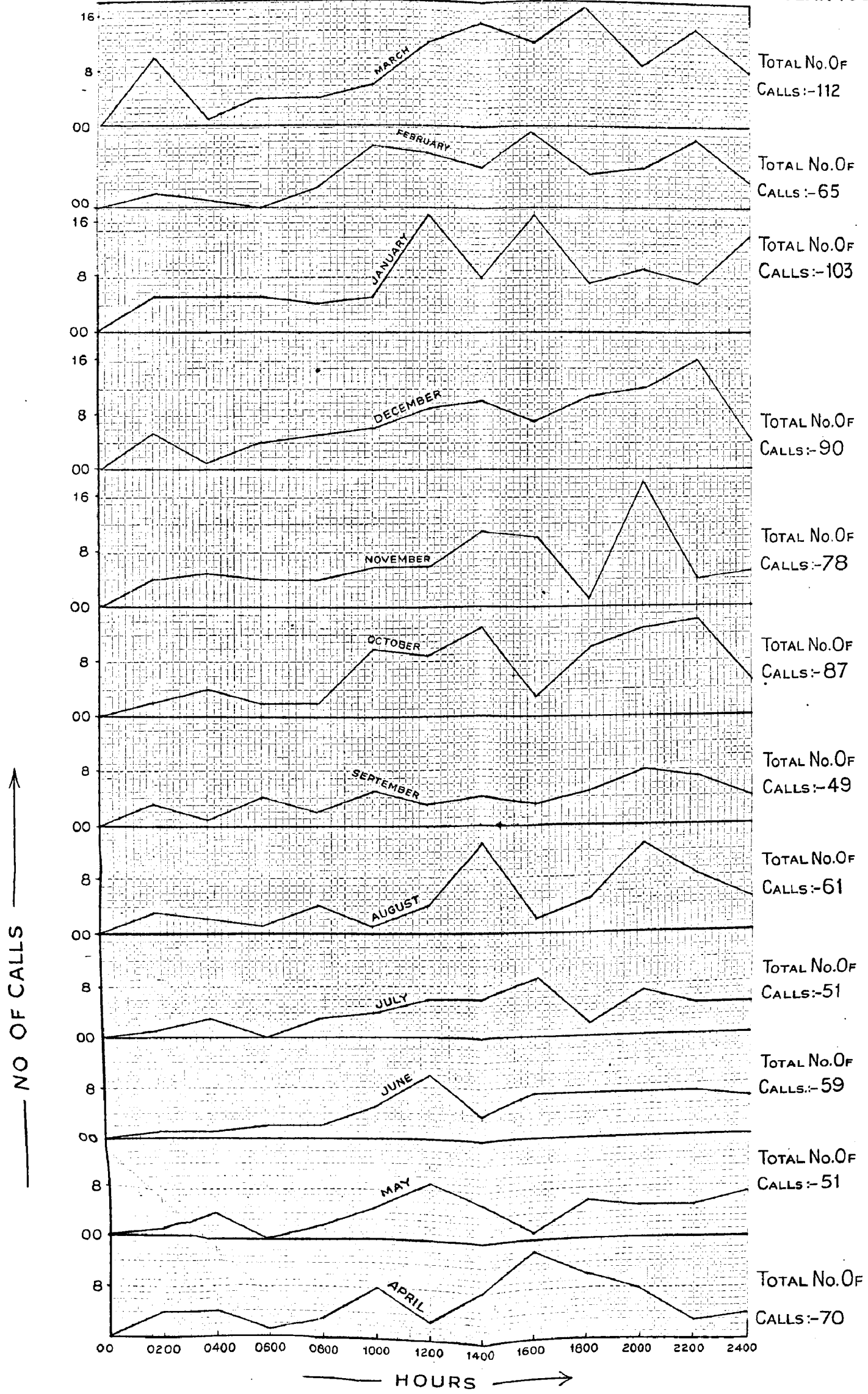
CHART SHOWING NUMBER OF CALLS DURING 1957-58

■	FIRE
■	DEFECT
■	MALICIOUS
■	GOOD INTENT
■	OTHER SERVICE



APPENDIX No 1 B

TOTAL NUMBER OF FIRE CALLS RECEIVED DURING TWO HOURS INTERVAL DURING THE YEAR 1957-58



APPENDIX II

BOMBAY FIRE BRIGADE

Brief details of the most serious fires during the year 1957-58.

Date.	Time.	Place.	Business.	Extinguished by	Damage.	Estimated Damage. Rs.
3-11-1957	1-34 A.M.	Appollo Mills Delisle Road.	Textile Mills	Employees with three hydrants and firemen with two pumps (two jets).	One power transformer of 22,000 Volt x 700 KVA, one lighting transformer of 22,000x230 V 60 KVA, High Tension Main cubicals etc., severely damaged by fire, heat, smoke and water in a ground-floored structure about 80 x 30' (used as power house and sub-station). Wooden beams, trusses, wooden ceiling etc., severely damaged.	1,52,000
11-11-1957	11-10 A.M.	17, C-D, Sitalal Wadi, Mount Road.	Manufacturers of art silk goods, dealers in waste cotton.	Firemen with eight pumps (nine jets).	Large stock of silk yarns, art silk cloth, weaving, sizing winding, warping perm machines, electric motor, large stock of waste cotton, loose and in bales and cut timber etc., severely damaged by fire, heat, smoke and water in a ground-floored C.I. Sheet structure about 180' x 120' (used as factories and godowns). C. I. Sheet structure severely damaged by fire, heat smoke and water.	81,500
12-11-1957	3-21 P.M.	Seksaria Cotton Mills Ltd., Tulsi Pipe Road.	Textile Mills	Employees with three hydrants, eight sprinkle heads actuated.	Large stock of cotton yarn, bobbins, four ring frame machines etc., severely damaged by fire, heat, smoke and water in Spinning Department on first floor of a three-floored building about 800' x 500' (used as textile mills).	70,000
6-12-1957	3-55 P.M.	Hay Bunder Road.	Vegetable oil and fertilize manufacturers.	Firemen with nine pumps (nine jets), Bombay Port Trust Fire Unit with one pump (one jet) Ordnance Depot Fire Unit with two pumps (two jets) and Firestone Fire Unit with hydrant lines.	Thousands of bags containing Chilean Nitrate, drums containing oils destroyed by fire, large stocks of empty gunny bags, wooden sleepers, wooden cases containing machinery, severely damaged by fire, heat, smoke and water in a ground-floored structure about 350' x 150' (used as oil mills and godowns). Roof, wooden supporters, wood work etc., of the structure also severely damaged by fire, heat smoke and water.	2,25,000
22-12-1957	7-32 P.M.	Grand Bazar Departmental Stores, Colaba.	Departmental Stores.	Firemen with one pump (one jet).	Electrical goods, perfumery, hosiery, glass wares, cotton, woollen, rayon goods, leather goods luxury articles; etc., severely damaged by fire, heat, smoke and water in shop on ground floor of a four-floored building about 100' x 80' (used as shops and dwellings). Ceiling, electrical wirings, fans etc., also severely damaged by fire, heat, smoke and water.	4,10,000
13-1-1958	9-48 P.M.	Spring Mills, Naigaum Road.	Textile Mills	Employees with eight hydrant lines and firemen with four motor pumps (four jets), fifty-five sprinkler heads actuated.	Large quantity of fine Indian loose, cotton percupine cotton, openers, bale breaking machines severely damaged by fire, heat, smoke and water in Mixing Department on ground floor of a three-floored building about 200' x 200' (used as Textile Mills).	80,000
20-1-1958	2-45 A.M.	8, Dr. DeSilva Road.	Sweetmeat seller, Head Gears and Umbrella Merchant, Tea Merchant.	Firemen with three pumps (four jets).	Oil destroyed by fire, and large quantity of sweetmeats flour, furnitures, caps, hats, leather bags and suit cases, steel trunks, canvas bags, rexine cloth, umbrellas, wooden cases containing large quantity of tea powder, bags of sugar, severely damaged by fire, heat, smoke and water and fresh vegetables destroyed by fire in shops and stalls of a ground-floored structure about 80' x 20' (used as shops). Roof, wooden beams, doors windows of a C. I. Sheet structure and C. I. Sheet roofing and wooden frame works of vegetable merchant severely damaged by fire, heat, smoke and water.	75,000
31-1-1958	11-12 P.M.	J. N. Marshall & Co., Mackenzies Ltd., etc., at King Edward Road, Sewri.	Engravers, Contractors, Manufacturing Steel Wool.	Firemen with fifteen motor pump (ten jets).	About 41 tractors, 20 generating sets, 15 air compressors, and stone crushers machinery in crates, centrifugal pumps, air-conditioning machines, steel cupboards, cement mixing machines, trollies for weighing machines, rubber hose, coils, railway carriage wheels, 20 barrels of furnace oil, one old motor car, about 2,500 lbs. rayon flock, printing machine, clothes, electric belts, dyes, steel wool manufacturing plant etc., were severely damaged by fire, heat, smoke and water in three C. I. Sheet structures in an area of 200' x 150' (used as factories and godowns).	35,00,000

Appendix No. III

Monthly summary of Fires and annual losses for the period from 1948-49 to 1957-58

Year.	April	May	June	July	Aug.	Sept.	Oct.	Nov.	Dec.	Jan.	Feb.	March	Total.	Estimated Loss.	
														Rs.	
1948-49	...	67	61	36	34	37	36	43	56	69	56	61	65	621	94,31,270
1949-50	...	54	75	47	45	37	58	58	72	58	46	58	58	666	59,31,086
1950-51	...	59	60	58	44	40	35	41	91	62	61	68	73	692	31,15,138
1951-52	...	56	64	45	39	39	51	51	57	46	78	50	58	634	59,32,416
1952-53	...	47	56	52	41	36	40	66	58	59	50	38	65	608	53,17,303
1953-54	...	45	53	44	40	42	46	55	93	59	53	59	68	657	28,11,894
1954-55	...	55	75	55	53	48	47	85	66	65	65	52	83	749	31,25,100
1955-56	...	95	75	56	44	40	36	39	131	72	242	86	76	992	66,93,496
1956-57	...	73	81	47	37	44	60	72	106	78	75	86	71	830	38,60,504
1957-58	...	70	51	59	51	61	49	87	78	90	103	65	112	876	57,92,917

APPENDIX IV

BOMBAY FIRE BRIGADE

Summary of lives lost at fires during the year 1957-58 including persons who succumbed to the injuries received.

Date.	Time.	Place.	Supposed cause.	Particulars.
12-4-1957	9-04 A.M.	92, Jerbai Wadia Road.	Defective Oil Pressure stove.	Bai Parvatibai Madhav, aged about 30 years, severely burned all over body. First-aid rendered by Brigade and removed to hospital in Brigade Ambulance. Detained for treatment. Since dead.
19-4-1957	2-11 P.M.	Rajubai Building, 16, Rajwadkar Street.	Doubtful ...	Bai Sushilabai Janki Punjabi, aged about 30 years, severely burned all over body. First-aid rendered by Brigade and removed to hospital in Brigade Ambulance. Detained for treatment. Since dead.
23-4-1957	9-24 P.M.	338, Tulsi Pipe Road...	Sari coming in contact with naked light.	Bai Shivbai Sadoba Kakade, aged about 20 years, severely burned all over body. First-aid rendered by Brigade and removed to hospital in Brigade Ambulance. Detained for treatment. Since dead.
25-4-1957	11-12 P.M.	Mankhund Janata Colony.	Light thrown down ...	Bai Johar Abdul Hamid, aged about 30 years, severely burned all over body. First-aid rendered by Brigade and removed to hospital in Brigade Ambulance. Detained for treatment. Since dead.
26-4-1957	7-33 P.M.	78, Mogul Lane Mahim.	Naked light coming in contact with sari.	Bai Indirabai Girdhar, aged about 16 years, burned all over body. First-aid rendered by Brigade and removed to hospital in Brigade Ambulance. Detained for treatment. Since dead.
5-5-1957	3-25 P.M.	135, Bandukwala Building, Kamathipura 5th Lane.	Doubtful ...	Bai Rahimunnisa Abdul Aziz, aged about 25 years, severely burned all over body. First-aid rendered by Brigade and removed to hospital in Brigade Ambulance. Detained for treatment. Since dead.
14-5-1957	9-46 P.M.	7-A, N. C. Kelkar Road.	Doubtful	Bai Yamunabai Gaurishankar Phadke, aged about 18 years, severely burned all over body. First-aid rendered by Brigade and removed to hospital in Brigade Ambulance. Detained for treatment. Since dead.
27-5-1957	9-07 P.M.	Ghatkopar Kacharpatti Bombay Agra Road.	Sari coming in contact with naked light.	Bai Kalsumbai Gulam Hussein Karmali, aged about 13 years, severely burned all over body. First-aid rendered by Brigade and removed to hospital in Brigade Ambulance. Detained for treatment. Since dead.
5-6-1957	9-05 P.M.	19, Jotiba Phule Road.	Do. ...	Bai Raibai Mahadeo, aged about 25 years, severely burned all over body. First-aid rendered by Brigade and removed to hospital in Brigade Ambulance. Detained for treatment. Since dead.
8-6-1957	9-54 A.M.	4, Picket Road ...	Doubtful ...	Bai Vinodbai Ramayya, aged about 25 years, burned to death, before arrival of Brigade. Body handed over to Police.
13-6-1957	6-47 P.M.	J. J. Bhuvan, Bemani Street.	Doubtful ...	Bai Rajamma Subramaniam, aged about 33 years, severely burned all over body. First-aid rendered by Brigade, and removed to hospital in Brigade Ambulance. Detained for treatment. Since dead.
18-6-1957	1-17 P.M.	Bhandarkar Road ...	Sari coming in contact with naked light.	Bai Rajeshwari Balswarup, aged about 33 years, severely burned all over body. First-aid rendered by Brigade and removed to hospital in Brigade Ambulance. Detained for treatment. Since dead.
24-6-1957	7-00 A.M.	156-B, Modi Wadi Lady Jamshedji Road	Do. ...	Bai Shantabai Shridhar Dhuri, aged about 20 years, severely burned all over body. First-aid rendered by Brigade and removed to hospital in Brigade Ambulance. Detained for treatment. Since dead.
13-7-1957	3-09 P.M.	1, Government Gate Road, Meghwadi.	Do. ...	Bai Malinibai Gopal Korgaonkar, aged about 19 years, severely burned all over body. First-aid rendered by Brigade and removed to hospital in Brigade Ambulance. Detained for treatment. Since dead.
15-7-1957	1-24 P.M.	18-M, Kheru Patil Wadi, Naigauri Road	Do. ...	Bai Sumatibai Kashinath Surve, aged about 26 years, severely burned all over body. taken to hospital in private taxi before arrival of Brigade. Detained for treatment. Since dead.
19-7-1957	7-16 P.M.	Chawl No. 4, Jotiba Phule Road.	Wearing apparels coming in contact with naked light.	Bai Bhagubai Suryappa Thombre, aged about 26 years, severely burned all over body. First-aid rendered by Brigade and removed to hospital in Brigade Ambulance. Detained for treatment. Since dead.
22-7-1957	7-29 P.M.	509, 16th Khar Road, Vashudevashram.	Naked light coming in contact with clothes	Bai Ashabai V. Jaykar, aged about 34 years, severely burned all over body. First-aid rendered by Brigade and removed to hospital in Brigade Ambulance. Detained for treatment. Since dead.
23-7-1957	8-06 A.M.	14-6, Kherwadi Bandra.	Sari coming in contact with naked light.	Bai Bibi Ibrahim, aged about 22 years, severely, burned on hands and waist. Removed to hospital in private motor car before arrival of Brigade. Detained for treatment. Since dead.
26-7-1957	11-24 A.M.	B-Block, Sweeper's Colony Approach Road.	Doubtful ...	Bai Jethibai Alji, aged about 18 years, severely burned all over body. First-aid rendered by Brigade and removed to hospital in Brigade Ambulance. Detained for treatment. Since Dead.
10-8-1957	7-7 P.M.	Kunj Vihar, 915-917, Haines Road.	Wearing apparels coming in contact with lighted oil pressure stove.	Subhadrabai Arjun Patil, aged about 25 years, severely burned on face and hands. First-aid rendered by Brigade and removed to hospital in Brigade Ambulance. Since dead.
12-8-1957	1-48 P.M.	Lohana Niwas, Laxmi-Narayan Lane.	Wearing apparels coming in contact with naked light.	Shantakbai Karamsey Velji, aged about 35 years, severely burned all over body. First-aid rendered by Brigade and removed to hospital in Brigade Ambulance. Detained for treatment. Since dead.
25-8-1957	10-25 P.M.	322, Abdul Rehman Street.	Doubtful ...	Shamim Abdulla, aged about 18 years, burned to death before arrival of Brigade. Body handed over to Police.
27-8-1957	7-25 A.M.	45, Kamathipura 10th Street.	Doubtful ...	Kashibai Ragu, aged about 45 years, severely burned all over body. First-aid rendered by Brigade and removed to hospital in Brigade Ambulance. Detained for treatment. Since dead.

Date.	Time.	Place.	Supposed cause.	Particulars.
27-8-1957	3-10 P.M.	St. Paul Street	Doubtful	Shakuntalabai Shankar Rasal, aged about 17 years, severely burned all over body. Taken to hospital by stranger in private vehicle. Detained for treatment. Since dead.
27-8-1957	6-47 P.M.	Jackeria Bunder Road, Sewri.	Wearing apparels coming in contact with the lighted stove.	Bai Aishabai Ismail, aged about 24 years, severely burned all over body. First-aid rendered by Brigade and removed to hospital in Brigade Ambulance. Detained for treatment. Since dead.
2-9-1957	6-32 P.M.	113, Jamadar Building Huzria street.	Doubtful	Bai Fatimabai, aged about 25 years, severely burned all over body. First-aid rendered by Brigade and removed to hospital in Brigade Ambulance. Detained for treatment. Since dead.
8-9-1957	7-15 A.M.	75, Khar, Kher Wadi.	Sari coming in contact with naked light.	Bai Fatimabai Mahomed Gafoor, aged about 27 years, severely burned all over body. First-aid rendered by Brigade and removed to hospital in Brigade Ambulance. Detained for treatment. Since dead.
6-10-1957	2-43 P.M.	14-A, Hamel Street, Jafarali Jiva Nathu Building.	Defective oil pressure stove.	Kamalabai Sadashiv Kothavale, aged about 20 years, severely burned all over body. First-aid rendered by Brigade and removed to hospital in Brigade Ambulance. Detained for treatment. Since dead.
28-10-1957	12-40 P.M.	Central Rly. General Stores, Curry Road.	Unknown	Subbayya Solanathu, aged about 27 years, severely burned all over body. Taken to hospital in private vehicle. Detained for treatment. Since dead.
5-11-1957	2-00 A.M.	Ranjit Bhaya Chawl, Parel Chawl Road.	Sari coming in contact with naked light.	Bai Nirmalabai Dattaram Malandkar, aged about 25 years, severely burned all over body. First-aid rendered by Brigade and removed to hospital in Brigade Ambulance. Detained for treatment. Since dead.
7-11-1957	7-01 P.M.	Opp. Lamp Post No. DER 2, Dadasaheb Phalke Road.	Doubtful	Bai Sundarabai Dhondu Rane, aged about 50 years, severely burned all over body. First-aid rendered by Brigade and removed to hospital in Brigade Ambulance. Detained for treatment. Since dead.
9-11-1957	5-49 A.M.	338, Bhoiri Chawl, Tulsi Pipe Road.	Spark from segree.	Bai Devabai, aged about 18 years, severely burned on hands, and legs. First-aid rendered by Brigade and removed to hospital in Brigade Ambulance. Detained for treatment. Since dead.
13-11-1957	5-50 A.M.	Narayan Bhavan, 20, Sussex Road.	Sari coming in contact with lighted segree.	Bai Parvatibai Shankar Salunke, aged about 20 years, severely burned all over body. First-aid rendered by Brigade and removed to hospital in Brigade Ambulance. Detained for treatment. Since dead.
18-11-1957	11-10 A.M.	B.I.T. Chawl No. 23, Agripada Chawl St.	Doubtful	Bai Kashibai, aged about 45 years, severely burned all over body. First-aid rendered by Brigade and removed to hospital in Brigade Ambulance. Detained for treatment. Since dead.
18-11-1957	7-41 P.M.	9-B, 1st Ghelabhai Street.	Doubtful	Bai Khatimbai Nazirkhan, aged about 21 years, severely burned all over body. First-aid rendered by Brigade and removed to hospital in Brigade Ambulance. Detained for treatment. Since dead.
19-11-1957	7-30 P.M.	G.P. Chawl, Parijapole Compound, C. P. Tank.	Defective oil pressure stove.	Smt. Leelabai Chamanlal, aged about 64 years, severely burned all over body. First-aid rendered by Brigade and removed to hospital in Brigade Ambulance. Detained for treatment. Since dead.
8-12-1957	5-05 P.M.	M. L. "Teal" Berthed, Kasara Bunder.	Unknown	(1) Shri Kadarali, aged about 40 years, burned all over body. (2) Shri Mahadeo Shiva, aged about 35 years, severely burned all over body. (3) Shri Vishnu Anant, aged about 35 years, severely burned all over body. First-aid rendered by Brigade to all the above three persons and removed to hospital in Brigade Ambulance. Detained for treatment. Since dead.
9-12-1957	4-37 P.M.	154, Swadeshi Market Dr. Viegas Street.	Defective oil pressure stove.	Bai Jubibai Giridhar, aged about 55 years, severely burned all over body. First-aid rendered by Brigade and removed to hospital in Brigade Ambulance. Detained for treatment. Since dead.
12-12-1957	9-29 A.M.	19, Kamathipura 15th Street.	Doubtful	Bai Leelabai Batta, aged about 70 years, severely burned all over body. First-aid rendered by Brigade and removed to hospital in Brigade Ambulance. Detained for treatment. Since dead.
17-12-1957	5-58 P.M.	Sai Prasad Building, Parel Tank Road.	Doubtful	Bai Parvatibai Mahadeo Brahme, aged about 35 years, burned to death before arrival of Brigade. Body handed over to Police.
25-12-1957	9-32 P.M.	32, Kasturba Road, Krishna Nagar, National Park Borivli East.	Sari coming in contact with naked light.	Bai Vijayabai Anant Sheth, aged about 20 years, severely burned all over body. First-aid rendered by Brigade and removed to hospital in Brigade Ambulance. Detained for treatment. Since dead.
27-12-1957	9-46 A.M.	Shanta Bhuvan, 169, Bombay-Agra Road, Ghatkopar.	Doubtful	Bai Jasvanti Jamdnadas, aged about 27 years, severely burned all over body. Taken in private vehicle to hospital before arrival of Brigade. Died on way to hospital.
29-12-1957	2-33 A.M.	Pathare Chawl Haines Road, Worli Naka.	Doubtful	Bai Sudhabai Waman, aged about 30 years, burned to death before arrival of Brigade. Body handed over to Police.
30-12-1957	5-54 P.M.	192-194, Kalbadevi Road.	Unknown	Ratilal Shah, aged about 35 years, burned to death in the godown on the first floor. Body handed over to Police.
2-1-1958	7-21 P.M.	Kokan Vijay Hindu Hotel, 40, Dosa Building Dr. Maheshwari Road.	Defective oil pressure stove.	Shri Parshuram Arjun Patil, aged about 26 years, severely burned on chest, abdomen and feet. First-aid rendered by Brigade and removed to hospital in Brigade Ambulance. Detained for treatment. Since dead.

Date.	Time.	Place.	Supposed cause.	Particulars.
6-1-1958	7-25 P.M.	342, Victoria Gardens Road.	Wearing apparel coming in contact with naked light.	Bai Pramilabai K. Savant, aged about 26 years, severely burned all over body. First-aid rendered by Brigade and removed to hospital in Brigade Ambulance. Since dead.
18-1-1958	2-39 P.M.	New Agripada Aerodrome Link Road, Santacruz West,	Doubtful	Bai Malutai Pandurang, aged about 20 years, severely burned all over body. First-aid rendered by Brigade and removed to hospital in Brigade Ambulance. Detained for treatment. Since dead.
23-1-1958	10-31 A.M.	Ravli Camp, Sion	Unknown	(1) A boy, Jagjitsingh, aged about 5 years and (2) a girl, Lilly Gordiyalsingh, aged about 3 years burned to death. Bodies handed over to police.
29-1-1958	5-21 A.M.	Anandji Building, Suparibaug Road.	Doubtful	Bai Shamkuvar Mathuradas, aged about 45 years, burned to death, before arrival of Brigade. Body handed over to Police.
3-2-1958	8-30 A.M.	R. No. 37, E-Block, Municipal Chawls, Approach Road off Clerk Road.	Doubtful	Bai Goribai Malu Uga, aged about 23 years, burned to death, before arrival of Brigade. Body handed over to Police.
4-2-1958	11-17 P.M.	42-44, Kika Street	Doubtful	Bai Subhadrabai Gajanan Deshmukh, aged about 35 years, severely burned all over body. First-aid rendered by Brigade and removed to hospital in Brigade Ambulance. Detained for treatment. Since dead.
27-2-1958	10-33 A.M.	64, Dadabhai Road, South Avenue Junction, Santacruz.	Doubtful	Bai Vidhyabai Kisanlal Kedia, aged about 23 years, severely burned all over body. First-aid rendered by Brigade and removed to hospital in Brigade Ambulance. Since dead.
23-2-1958	12-47 A.M.	Rafi Ahmed Kidwai Road.	Spilt kerosene oil coming in contact with wearing apparels.	Bai Lalitabai Anantram, aged about 23 years, severely burned all over body. First-aid rendered by Brigade and removed to hospital. Detained for treatment. Since dead.
28-2-1958	9-14 A.M.	Jotiba Phule Road	Light thrown down	Bai Laxmibai Rama Thorat, aged about 18 years, severely burned all over body, and removed to hospital by public before arrival of Brigade. Since dead.
7-3-1958	6-17 P.M.	Gokhale Society Cross Lane.	Naked light coming in contact with spilt kerosene oil.	Bai Ratnabai Fulji Ranchhod, aged about 18 years, severely burned all over body. First-aid rendered by Brigade and removed to hospital in Brigade Ambulance. Detained for treatment. Since dead.
20-3-1958	5-29 P.M.	Deli le Road Cross Lane, Scavanger's Colony	Clothes coming in contact with naked flame	Bhuvan Devshi Sandis, aged about 57 years, severely burned all over body. First-aid rendered by Brigade but expired. Body handed over to Police.

Appendix No. V*

BOMBAY FIRE BRIGADE

Statement showing Distribution of Appliances and Staff etc.

Appliances, etc.	STATIONS.												Total.
	Head quarters	Alexandra Docks	Gowalia Tank	Sewree	Fort	Colaba	Shivaji Park	Worli	Dadar	Memon-wada	Mandvi	Andheri	
Motor Pumps	5	2	1	1	1	1	1	1	2	2	2	1	20
Fire Tenders	2	1	...	1	4
Trailer Pumps	5	1	...	1	...	1	8
Light Trailer Pumps	2	1	3
Turntable Ladder	1	1
Turn Table Ladder with Pump	1	1	1	3
Motor Emergency Tender	1	1
Crash Tender	1	1
Motor Car	1	1
Control Post	1	1
Motor Canteen Van	1	1
Motor Lorries	4	4
Station Wagon	1	1
Motor Jeeps	3	3
Fire Escapes	5	1	1	1	1	1	...	1	1	1	1	...	14
Extension Ladders	9	1	1	1	1	2	1	1	17
Hook Ladders	5	2	2	2	1	2	1	2	3	4	2	2	28
Hose Reels	1	1	...	1	...	1	1	1	1	...	7
Sets of Breathing Apparatus...	14	5	...	1	3	...	1	2	3	3	3	2	37
Sets of Gas Masks	22	3	2	2	3	3	2	2	2	5	2	3	51
Oxy-Acetylene Cutting Plant...	2	2
Foam making Equipment	4	4
Portable Lighting Set	1	1
Blower and Exhauster	1	1
Delivery Hose in feet	7,450	4,000	2,250	2,250	4,400	2,250	2,250	500	4,000	7,800	3,750	3,350	47,250
STAFF													
Fire Brigade													
Principal Officers including Chief Officer	10	2	1	1	2	1	1	1	1	3	1	1	25
Motor Mechanic	1	1
Sub-Officers	2	1	1	1	...	1	6
Fitters	6	6
Motor Drivers	14	3	2	1	3	1	1	3	3	6	3	4	44
Tindals	16	3	1	1	2	1	1	3	3	5	2	3	41
Firemen	67	21	14	13	19	13	13	20	20	32	19	19	270
Carpenters	3	3
Mochis	3	3
Halalkhores	3	1	...	1	1	1	1	1	...	1	10
Ambulance service													
Ambulances	3	1	1	1	1	...	1	8
Motor Drivers	3	1	1	1	1	...	1	8
Firemen (Attendants)	10	2	2	2	2	...	2	20
Telephone Operators	4	4

* Appendix VI to IX printed in Departmental Report.

SUPERINTENDENT OF GARDENS

Shri G. S. Hegde held the post of Superintendent of Gardens during the year.

2. There are 19 gardens, 61 recreation grounds, 4 fountains, 7 traffic islands, 5 open spaces, 4 bandstands 4 box hedges and One Statue, placed in charge of this department. The garden at, Wadala was added to the existing 105 sites during the year.
Sites.
3. The number of visitors to the Victoria Gardens is on the increase but the correct figure could not be recorded due to defects in the recording machine, which could not be set right and a new one could not be purchased due to import difficulties. The gardens were entirely closed on 18th and 19th September 1957 to the public due to general strike of the employees. However arrangements to feed the animals and to avoid stravation, were made with the help of the office staff who extended their hearty co-operation in doing the odd job.
Visitors.
4. Students from the colleges and schools were conducted around the garden and as usual botanical specimens were supplied to the educational institutions in the State. The low lying plots behind the Elephant House were raised and lawn grass and shrubs were planted over them and the sides were built up with stones and bricks and additional flower beds were provided therein. The plot near the Back Gate was laid afresh and different kinds of seasonal flowering plants were planted.
Victoria Garden
5. The Open Air Theatre in the Victoria Gardens, has become centre of attraction and interest to the general public. During the year under report, the theatre was hired out for theatrical, social and cultural programmes. The compound of the Open Air Theatre was also laid out into a garden and lawn grass and perennial shrubs were planted therein.
6. The class for training students in gardening started a couple of years ago, was continued this year also.
7. During the year under report, 17 band, 26 Indian vocal music, 75 Orchestra, and 481 recorded music programmes were arranged at different gardens. In addition to this, music broadcast by All India Radio was relayed every day in the Victoria Gardens, between 5 P.M. and 7 P.M. The Amusement Park which had to be closed from last week of November 1956, could not be resumed so far, and the question is receiving my attention and the necessary amenities will be provided as early as possible. The elephant, camel and pony rides in the Victoria Gardens also continued to be interesting as before.
8. Like last year Wild Life Week was celebrated from 1st October 1957 to 7th October 1957 in the Victoria Gardens under the advice of Indian Board for Wild Life. Informative talks were arranged and voluntary donations were also collected from the visitors for the benefit of wild animals in the Zoo. Directed children's centre at the Victoria Gardens under the supervision of Y.M.C.A. and Bombay Presidency Women's Council and directed play centres for adults at (1) Mastan Tank Playground, (2) Wellington Memorial Playground, (3) Club Back Playground and (4) Playground opp. Proctor Branch Y.M.C.A. under the supervision of Y.M.C.A. and the play centre at 2nd Peerkhan St. under the supervision of Nagpada Neighbourhood House continued to be very popular and different tournaments including floodlight, volley ball games were successfully conducted thereat during the year. Besides the Bombay State Women's Council conducted 9 centres in the different Municipal Gardens in the city.
Wild life Day in the Zoo.
9. The following Additional play apparatus were provided at Peerkhan St. Playground:
Two swings.
Three see-saws.
One Sliding chute.
10. Special repairs and some new works included in 1957-58 were also carried out at the Victoria Gardens and other Public Gardens at a total cost of Rs. 1,12,370.
11. Altogether 1,003 trees in the City and 806 trees in Suburbs were planted during Vanmahotsav on newly constructed road and as replenishment of casualties on the roads and in public gardens.
12. During the year under report, the live stock in the Zoo section decreased by 3.4 per cent. as shown in appendix A.
Zoo Section.
Increase.—1,618 mammals, 61 birds were born. 230 mammals, 75 birds and 10 reptiles were received as present. 5 mammals, 53 birds and 8 reptiles were purchased. 2 mammals, and 4 birds and 4 reptiles were received in exchange.
Similarly important acquisitions during the year were a pair of Hippoptamus, a female Chimpanzee, a male Kangaroo and three lion cubs.
Decrease.—119 mammals, 162 birds and 10 reptiles died. 1,346 mammals, 24 birds and 2 reptiles were sold. 22 mammals and 1 bird were given in exchange. The experimental animal section for the Municipal Medical colleges has been much improved.
84 wild animals and birds were treated in the Zoo hospital and 13 specimens of path-bacteriological interests were examined free of charge at the Bombay Veterinary College.
13. The total expenditure and income of Garden department during the year under report was 6,42,052.00 and Rs. 36,032.15 as against Rs. 7,39,542.00 and Rs. 42,088.60 respectively during the previous year 1956-57.

G. S. HEGDE,
Superintendent,
Municipal Gardens, Bombay.

APPENDIX "A"

List of Animals in the Zoological Section.

Nos.		Nos.	
<i>A.—Carnivorous Animals</i>		<i>E.—Primates or Monkey tribe</i>	
(1) Lion	8	(1) Chimpanzee	1
(2) Tiger	1	(2) Drill	2
(3) Leopard	7	(3) Baboon Gelada	2
(4) Leopard Black	1	(4) Monkey Langoor	3
(5) Hyaena	6	(5) Monkey Sumangaby	2
(6) Wolf	2	(6) Monkey Golden Rhesus	3
(7) Jackal	6	(7) Monkey Lion tailed	1
(8) Alsatian dog	1	(8) Monkey Rhesus	11
(9) Local dog	4	(9) Monkey Bonnet	3
(10) Chow chow Dog	2	(10) Monkey Mona	1
(11) Dingo	4	(11) Slender Loris	2
(12) Bear Sloth	1	(12) Hullock Gibbon	1
(13) Bear Himalayan Black	1	(13) Marmoset	1
(14) Bear Himalayan Brown	1		
(15) Bear, European, Brown	1		
(16) Panda or cat Bear	1		33
(17) Civet Lesser	1		
(18) Civet Palm	2		
(19) Jungle cat	2		
(20) Fox	2		
(21) Mongoose	4		
(22) Cat local	2		
	60		
<i>B.—Herbivorous Animals</i>		<i>F.—Birds</i>	
(1) Elephant	1	(1) Fowl four legged	1
(2) Camel	2	(2) Jungle fowl	9
(3) Giraffe	1	(3) Fowl Rhode Island red	1
(4) Rhino	1	(4) Fowl, white Leghorn	3
(5) Hippopotamus	2	(5) Spurfowl	1
(6) Zebra	2	(6) Turkey fowl	2
(7) Deer Sambhar	3	(7) Peafowl white	1
(8) Deer Spotted	26	(8) Peafowl, Indian	7
(9) Deer Ribfaced	8	(9) Pheasant, Fireback	1
(10) Deer Fallow	8	(10) Pheasant cheer	1
(11) Deer Mouse	5	(11) Pheasant crow	1
(12) Antelope Indian	11	(12) Pheasant Monal	1
(13) Antelope four horned	1	(13) Pheasant Silver	2
(14) Gazelle Indian	1	(14) Pheasant Golden	1
(15) Barbary Sheep	1	(15) Pheasant Amhearst	1
(16) Fat tailed sheep	4	(16) Hornbill Pied	2
(17) Blue Bull	9	(17) Hornbill King	3
(18) Wild Boar	1	(18) Marsh Harrier	2
(19) Pony	1	(19) Horned owl large	2
	88	(20) Vulture	1
		(21) Partridge Chakore	15
		(22) Partridge, Indian	1
		(23) Partridge, Painted	3
		(24) Quail, Bush	11
		(25) Pigeon Jacobin	5
		(26) Pigeon, Fantailed	39
		(27) Pigeon common	33
		(28) Pigeon Shiraji	24
		(29) Pigeon Nun	3
		(30) Pigeon Powter	3
		(31) Pigeon Homer	11
		(32) Pigeon white crested	4
		(33) Pigeon Tumbler	4
		(34) Dove, white	3
		(35) Dove, Red	3
		(36) Dove, Crested	1
		(37) Dove, turtle	7
		(38) Weaverbird	3
		(39) Macaw Red and green	1
		(40) Cockatoo white Lemon crested	2
		(41) Cockatoo white yellow crested	1
		(42) Cockatoo, Blue eyed	1
		(43) Cockatoo o seate	2
		(44) Parrot Alexandrine	2
		(45) Parrot Ring necked	12
		(46) Parrot Blossom headed	2
		(47) Budgerigar	1
		(48) Myna Brahmini	2
		(49) Myna Grey headed	3
		(50) Myna Bank	3
	474		
<i>C.—Marsupial animals</i>			
(1) Kangaroo	3		
	3		
<i>D.—Rodents</i>			
(1) Guineapig	42		
(2) Wild Hare	4		
(3) Rabbit	18		
(4) Porcupine	3		
(5) Rat white	108		
(6) Mice white	290		
(7) English Pigs	8		
(8) Hedge Hog	1		
	474		

	No.		No.
(51) Starling Indian	...	1	
(52) Lalmunia	...	16	
(53) Finch Diamond	...	2	
(54) Finch Bicoloured	...	7	
(55) Finch, Silver	...	2	
(56) Robin, Pekin	...	5	
(57) Bulbul, Black	...	1	
(58) Bulbul, Red whiskered	...	5	
(59) Sparrow Java	...	6	
(60) Magpie Blue	...	1	
(61) Jay Nepal	...	1	
(62) Cuckoo Indian	...	4	
(63) Conure, Green	...	2	
(64) Laughing Thrush white crested	...	2	
(65) Laughing Thrush white throated	...	2	
(66) Black Thrush	...	1	
(68) Crane Sarus	...	5	
(68) Crane Demoiselle	...	3	
(69) Crane Crowned	...	2	
		<u>316</u>	
<i>G.—Birds Aquatics</i>			
(1) Pelican	...	3	
(2) Swan, Black	...	3	
(3) Goose Red bill	...	10	
(4) Goose Indian	...	20	
(5) Goose Magpie	...	3	
(6) Bargoose	...	3	
(7) Duck Muscovi	...	10	
(8) Duck Brahma	...	4	
(9) Duck Pintailed	...	9	
(10) Duck comb	...	8	
(11) Duck spotbill	...	8	
(12) Duck cottontail	...	5	
(13) Duck, wild spotted	...	2	
(14) Duck spoon-bill	...	1	
(15) Duck Mullard	...	1	
(16) Pochard white eye	...	11	
(17) Pochard Large and small	...	10	
(18) Seagull, small	...	8	
		<u>119</u>	
			<i>H.—Birds (Waders or semi Aquatic)</i>
(1) Adjutant	...	4	
(2) Moorhen	...	5	
(3) Flemingo	...	1	
(4) Stock Black necked	...	2	
(5) Stock painted	...	1	
(6) Stock white necked	...	2	
(7) Ibes	...	5	
(8) Heron Blue	...	2	
(9) Heron Pond	...	4	
(10) Egret cattle	...	4	
(11) Egret Lesser white	...	1	
		<u>31</u>	
			<i>I.—Birds (Flightless)</i>
(1) Emu	...	1	
(2) Ostrich	...	3	
		<u>4</u>	
			<i>J.—Reptiles</i>
(1) Crocodile	...	4	
(2) Tortoise Giant	...	3	
(3) Tortoise star small	...	10	
(4) Turtle Pond	...	6	
(5) Turtle Mud or Ground	...	5	
(6) Python Indian	...	5	
(7) Python Malayan	...	1	
(8) Snake water	...	4	
(9) Snake rat	...	2	
(10) Snake Viper Green	...	4	
(11) Snake Cobra	...	2	
(12) Snake Green Tree	...	1	
(13) Snake, Diamond	...	1	
(14) Snake common Krait	...	1	
(15) Snake, Saw scaled or Phooras	...	2	
(16) Snake Banded Racer	...	1	
(17) Sand Boa, Black Russels	...	2	
(18) Lizzard, Monitor	...	1	
		<u>55</u>	
			Grand Total ... 1,183

APPENDIX "B."

	Rs.
(1) Camel and Elephant Ride	... 4,082.91
(2) Pony Ride	... 707.03
(3) Camera admission passes	... 2,141.75
(4) Rhino and snake leaflets and Zoo guides	... 26.45
(5) Sale of plants and flowers	... 26,810.58
(6) Share of income from weighing scale	... 2,255.96
(7) Collection from Charity Box	... 7.47
Total	... 36,032.15

VICTORIA AND ALBERT MUSEUM

(1) Dr. S. C. Upadhyaya held the office of the Curator, Victoria and Albert Museum during the year.

Working of the Museum.

(a) The Museum remained closed on Mondays and important holidays. It was kept open on Wednesdays for ladies and children and parties of students as usual (Appendix A).

(b) *Admission.*—The admission to the Museum on Fridays, Sundays and Public Holidays (except Wednesdays) was restricted by tickets of 1/2 anna per visitor above 12 years of age. The amount realised was credited to the Special Fund called Victoria and Albert Museum Fund for improvement of the Museum. This fund is to be liquidated from 1-4-1958 as per Standing Committee Resolution No. 2542 of 30-1-1957 and the Corporation Resolution No. 1623 of 7-2-1957 (Appendix B).

(c) *Publications.*—The Municipal Corporation has published a brochure giving information about specimens and their display in the Museum. It is available to the public on payment of anna one or Rs. .06 nP. only per copy. All the remaining copies of the tenth edition were sold out during the year (Appendix C).

Additions, Alterations and Renewals, etc.

(a) *Reference Library.*—13 Books were purchased for the Museum Reference Library at a total cost of Rs. 176.88. Two books were received free of cost as the Curator is a member of the Indian History Congress.

(b) Two enlarged prints of photographs of two ex-Governors; 25 small models, for a model of a village industrial school and an ivory image of Nataraj were purchased at a total cost of Rs. 997.25.

(c) *Equipment and furnishing materials.*—Seven showcases with glass shelves were prepared for better display of mythological figures. One revolving showcase showing the Lakes and Trunk Mains providing Water Supply to Bombay was received from the office of the Municipal Commissioner and properly displayed in the Museum. Some more small models were prepared and put up in the showcase showing slum clearance and an ideal layout. The work of preparing a model of a Village Industrial School was undertaken. Weapons which were exhibited at a high level were re-exhibited in one closed showcase. Glass labels were put up in a number of industrial showcases. The arrangement of Mythological figures in small showcases has proved to be very popular.

The arrangement of exhibits in certain definite sections, glass labels and use of small showcases for display have all combined to attract the visitors.

(4) *Educational Activities.*—Besides the assistance given to the conducted tours of student of some schools around the galleries of the Museum assistance was rendered to some scholars and research workers. Information regarding Rani Laxmibai of Zhansi and Indian Weapons were supplied to some committees which celebrated the Centenary of her death. An artist from the Baroda Museum and a Local School teacher were given information regarding preparation of models. A Jeweller was given information regarding precious and semi-precious stones. Photographers from the Films Division, Ministry of Broadcasting and Information, were allowed to take photographs of some of the prints in the Old Bombay Rooms.

Besides some research students, the Director of Archives, Government of Bombay and one ex-Director Sir J. J. School of Art, Bombay, took advantage of the reference books in the Library.

Teachers of a Local High School desiring to organize a historical exhibition were given all the required information.

The Curator deciphered a copper plate of Saka 936 and some medieval inscriptions from the rubbings taken by a coppersmith from Sihor. He delivered a talk in Gujarat on 18th September 1957 from the Bombay Station of the All India Radio on the Victoria and Albert Museum; its exhibits and display. The Curator was appointed Honorary Professor of Sanskrit (Epigraphy) at the St. Xavier's College, Bombay, to guide Post-Graduate Students, offering Epigraphy as one of the subjects for the M. A. degree of the Bombay University.

Reference service to about 200 research students was rendered.

3. *Deputation of the Curator.*—The Curator was deputed to attend the session of the Indian History Congress at Vallabh Vidya Nagar (Anand) and the Annual Meetings of the Museums Association of India. He presided over the Local History Sections of the Indian History Congress. His report was placed before the Municipal Corporation for information.

Income.

(a) From admission fees was Rs. 8,039.58.

(b) From the sale of publications was Rs. 180.06.

Expenditure.

The total expenditure on the maintenance of the Museum was approximately Rs. 44,000.

APPENDIX A.

Attendance.

Year.	No. of days museum remained open	Total number of visitors.	Total number of school children	Daily average
1957-58	299	10,72,801	19,441	3,588
1956-57	151	5,60,927	2,485	3,715

APPENDIX 'B'

Year.	No. of ticket days.	Total No. of tickets sold.	Amount realised.
			Rs.
1957-58	... 106	2,58,335	8,039.58
1956-57	... 59	1,45,991	4,562.22

APPENDIX 'C'

Income from sale of the Museum Brochure at one anna each.

Year.	No. of copies sold.	Amount realised.
		Rs.
1957-58	... 3,000	180.06
1956-57	... 1,600	100.00

S. C. UPADHYAYA,

Curator

MUNICIPAL LIBRARIES

(1) Shri S. W. Apte, M.A., Dip-Lib, held the office of the Chief Librarian, Municipal Free Reading Rooms and Libraries during the year under report.

Supervision.

(2) For the use of different Municipal Free Reading Rooms and Libraries books in English and other local vernaculars on such subjects as General knowledge, Philosophy, Religion, History, Short stories etc., were purchased as under in consultation with the Books Selection Committee consisting of:—

English Books.—Principal G. C. Beannerjee, M.A. (Bom.), B.A. (Oxon).

Gujarati Books.—Shri C. L. Bakshi.

Hindi Books.—Shri B. G. Joglekar.

Marathi Books.—Shri N. G. Limaye, B.A., B.T. Retired Superintendent of Municipal Schools.

Urdu Books.—Prof. N. A. Nadvi, B.A., B.T.

Language.	Books purchased for City Libraries.				Books purchased for Suburbs Libraries.			
	1956-57		1957-58		1956-57		1957-58	
	Books No.	Cost	Books No.	Cost	Books No.	Cost	Books No.	Cost
English	121	459.31	54	209.33
Gujarati	201	482.27	163	432.36	44	111.06	76	220.47
Hindi	118	278.50	108	294.73	25	69.12
Marathi	328	697.56	239	537.30	62	156.12	67	193.24
Urdu	155	423.37	81	233.47
Total	923	2,341.03	645	1,707.19	131	336.30	143	413.71

(3) More books could not be purchased during the year under report mainly on want of extra accommodation in the library premises. All the books purchased during the year were classified, accessioned and catalogued.

(4) The Statement 'A' shows how the books purchased during the year under report were distributed to the Libraries.

(5) Popular leading Indian Dailies, Weeklies and Monthlies in English and the regional languages were subscribed for different Municipal Libraries. Some foreign journals such as *Magazines and Readers' Digest, Science Digest* etc., were also subscribed to, and circulated in small lots to the libraries in succession.

(6) The number of visitors and other particulars are given in Statement 'B'.

Statement of Visitors etc.

(7) No new library was opened during the year under report.

New Libraries

The building in which the Municipal Library at Teli Mohalla was located has collapsed along with the adjacent building on 10th July 1957. It was not possible to start the activities of Teli Mohalla Library again for want of suitable site in the locality. The working of the Circulating Library (for Muslim ladies) which was located in the same premises started operating from Kamathipura Municipal Library, thereafter.

(8) The total income derived during the year under report by way of fine, cost of missing and non-returned books, sale of old newspapers in the City was Rs. 1,247.76 as against Rs. 13,86.70 during the preceding year. The income in respect of libraries in Suburbs during the year under report was Rs. 483.76 as against Rs. 568.49 during the preceding year.

The expenditure in running the 15 libraries in City came to Rs. 4,625.6 as against Rs. 46,902 during the previous year, while the expenditure on running the 3 Libraries in the Suburbs during the year under report was Rs. 65,46.12 as against Rs. 6,103.87 during the previous year.

S. W. APTE,
Chief Librarian

STATEMENT 'A'

Library at	Books					Total	
	English	Gujarati	Hindi	Marathi	Urdu		
(1) Parel	...	7	15	10	24	...	56
(2) Gell Street	...	7	15	10	23	15	70
(3) Foras Road	8	23	...	31
(4) Kamathipura	15	15	30
(5) Chikhalwadi	...	7	12	8	23	...	50
(6) Minara Masjid	12	15	27
(7) Null Bazar	...	7	15	10	24	...	56
(8) Bapu Khote Street	...	7	22	10	...	21	60
(9) Naviwadi	21	...	23	...	44
(10) Circulating library for Muslim ladies.	21	15	36
(11) Teli Mohalla
(12) Mandvi	24	...	24
(13) Gokhle Road	15	34	23	...	72
(14) Naigaum	8	24	...	32
Reference Section	...	12	4	...	16
(15) Sewri	...	7	...	10	24	...	41
Total	...	54	163	108	239	81	645
Libraries in Suburbs							
(16) Kurla
(17) Ghatkopar	33	...	38	...	71
(18) Vile-Parle	43	...	29	...	72
Total	76	...	67	...	143

STATEMENT 'B'

The number of visitors and other particulars showing the progress of different libraries in 1957-58 are given below :—

Library at	No. of Visitors	BOOKS ISSUED		New Depositors	Refunds passed	PERIODICALS SUBSCRIBED TO FOR LIBRARIES				Income Approx.	Expenditure Approx.
		On Deposit	On Spot			Dailies	Week-lics	Bi-Week-lics	Month-lics		
(1) Parel ...	45,441	4,522	1,437	101	51	9	3	...	20	Rs. nP. 80.35	Rs. nP. 2150.31
(2) Gell Street ...	28,009	1,798	1,395	52	62	12	4	...	23	35.01	2659.61
(3) Foras Road	21,344	1,442	733	21	18	7	3	...	14	15.84	2192.20
(4) Kamathipura	19,577	586	537	26	15	7	2	...	9	24.04	3010.33
(5) Chikhalwadi...	24,868	1,721	1232	24	12	9	3	...	17	7.17	2160.12
(6) Minara Masjid	18,867	1,340	737	50	35	7	2	...	10	39.69	2837.07
(7) Null Bazar ...	25,008	2,627	679	62	46	9	3	...	20	51.34	2126.16
(8) Bapu Khote Street.	26,872	2,516	1,361	40	47	7	2	...	12	33.80	3066.89
(9) Navi Wadi (Ladies).	8,152	1,434	637	26	15	6	3	...	19	15.26	2882.97
(10) Circulating (Muslim Ladies)	2,668	791.00
(11) Teli Mohalla.	5,724	159	317	8	5	7	2	...	9	10.62	1831.80
(12) Mandvi ...	18,291	2,422	1,185	57	29	7	3	...	14	42.84	2024.10
(13) Gokhale Road.	19,493	1,570	1016	54	33	9	3	...	20	7.36	2373.11
(14) Naigaum.	12,568	1,223	1,561	34	35	7	3	...	14	35.78	2461.79
(15) Sewri C. L.'s Office.	11,778	1,258	313	36	24	7	3	...	14	6.54	2550.00
	1	...	11	842.12	11,138.54
Total 1957-58 ...	2,85,992	24,618	15,858	591	427	1247.76	46256.00
1956-57 ...	2,61,745	22,770	21,761	673	496	1386.70	46,901.97
1955-56 ...	2,57,401	22,694	24,723	696	532	1078.97	44,573.75
1954-55 ...	2,32,506	19,763	23,202	478	385	1210.75	49,886.00
1953-54 ...	2,26,599	19,306	22,013	429	446	1349.19	46,120.00
Municipal Libraries in Suburbs.											
(16) Kurla ...	54,889	14	5	...	13	...	1274.80
(17) Ghatkopar ...	19,128	7,113	1,131	88	52	9	4	...	18	147.41	2275.63
(18) Vile Parle C. L.'s office	17,828	5,394	267	102	98	7	3	...	10	87.37	2995.69
	248.98	...
Total 1957-58 ...	91,845	12,507	1,398	190	150	483.76	6,546.12
56-57 ...	89,022	13,831	1,522	292	192	568.49	6103.87
55-56 ...	83,107	11,705	1,622	589	204	383.98	4674.14
54-55 ...	41,302	11,342	2,918	116	23	682.87	5033.00

S. W. APTE,
Chief Librarian.

CENTRAL STORES

" Subject : Administration Report for the year 1957-58.

1. During the year Shri F. D'Souza continued to be the Controiler of Stores, except from 22nd May 1957 to 20th July 1957 during which period he was granted E.L. for 60 days. During his absence Shri K. A. Mehta, Dy. Controller of Stores (Technical) looked after his work.

2. Tenders were invited for the purchase of stores during the year under report in 160 cases as against 197 cases in the preceding year. The number of contracts for the various schedule articles entered during the year was 200 as against 179 in the preceding year. A few of the tenders and quotations were rejected due to high rates quoted by the tenderers.

3. During the year about 27868 tons of cement worth about Rs. 32.41 lakhs; 240238 R.ft. of Black and Galvanized Iron Pipes worth about Rs. 2.57 lakhs; 354156 R.ft. of Cast Iron Pipes and Hume Pipes worth about Rs. 42.35 lakhs; 3349 Tons of Iron Materials worth about Rs. 23.59 lakhs and 127057 Yards of cloth worth about Rs. 1.04 lakhs were purchased. 3009 Bengal Maunds of Grains (Grams, Bajri and Wheat Bran) for Head Supervisor and the Superintendent of Gardens, worth about Rs. 0.42 lakhs were purchased. In addition, this department purchased Wheat, Rice and Nagli for various Hospitals and Maternity Homes and about 6371 Bengal Maunds of Wheat, Rice and Nagli worth about Rs. 1.25 lakhs were purchased during the year. Further more, the work of inviting tenders for stationery articles, for the sale of waste papers and the sale of firewood in different cometaeries in the City and the tenders for the supply of tea to various Hospitals and Maternity Homes and for the supply of loose leaf binders for the year 1957-58 was entrusted to this department. Thus, the work of this department is increased year to year. Although the control on G. I. Pipes and all types of cloth was lifted, the Government reimposed control on steel materials in the month of September 1955. All Government and Semi Government bodies receive their requirements of steel only on Quota Certificates, i.e., planning is done on producers and Registered Stockists and not on Bombay dealers, thereby obtaining the materials at cheaper rates. This department had also to go in for the purchase of about 1,000 tons of steel materials from open market beyond the Quota Certificates at rates higher than the controlled rates by about Rs. 250 to Rs. 300 per Ton, as our quota released was inadequate. The control on cement still continues and this is only obtained on authorisations issued by the Government. During the year, the supply position of cement became very acute and only the most urgent works had to be carried out. However, during the later part of the year adequate cement was released but as steel was in short supply, building construction work was slowed down.

Plant and Machinery Section.—This new section started functioning from 15th January 1956 and during the year under report made various purchases of Plant and Machinery, Chemicals such as alum, alluminium sulphate, barium carbonate, engineering articles such as bitument asphalt etc., dead stock articles (Wooden and Steel) for the various departments of the Corporation. For this purpose 98 tenders by public advertisement and 78 sealed quotations were invited involving 555 items costing Rs. 66.75 lakhs approx. mately.

4. The value of Stores and other materials purchased during the year including articles received from other departments on Return Stores Memu amounted to Rs. 136.71 lakhs as against Rs. 100.14 lakhs in the preceding year. This increase was mainly due to purchase of Cast Iron & Hume Pipes, Iron Materials and cement etc., from the contractors and the Government during the period under report.

5. Purchase of articles by Direct Debits to departmental grants amounting to Rs. 5.24 lakhs were effected during the year under report.

6. Most of the articles purchased during the year under report were of Indian Manufacture and the value thereof amounted to about Rs. 101.63 lakhs and the value of foreign goods purchased amounted to about Rs. 35.08 lakhs. During the year, Import Licences were received amounting to a total purchase of about Rs. 1.65 lakhs and these were for 7 Import Licences. Due to the restrictions in the Import Policy of the Government many of our applications for Import Licence for Plant and Machinery items were rejected by the Government as a result of which, this department had to procure only materials of indigenous make and abandon the proposals for foreign materials where it was not possible.

7. 5,013 Orders for the purchase of Stores were placed with the contractors and other dealers as against 4,568 orders in the preceding year.

8. 41,258 Indents and sales memu were received from the departments as against 41,485 in the preceding year.

9. Indented articles which were not in stock or for which no contracts had been entered into were secured from the market by invitation of quotations or tenders by public advertisements except in a few cases wherein direct purchases were made from the market as such a course was found to be more economical and expeditious. The total number of casual or market inquiries or quotations invited was 513 as against 612 in the preceding year.

10. Articles received from the contractors and others were examined and compared with the approved samples before acceptance and where the articles differed from the samples, they were rejected and got replaced. The chemical test reports were invariably carried out in case of important paints, turpentine, linseed oils, soaps, disinfectants etc., while S. W. Pipes and Hume Pipes were subjected to Hydraulic tests before acceptance. Cement supplies were invariably tested for tensile strength.

11. Mixed scrap received from different departments was sold by public auction and Cast iron scrap was retained for the new foundry at the Municipal Workshop. The total amount realised by the sale of unserviceable articles including mixed scarp by public auction during the year amounted to Rs. 1,14,374 as against Rs. 1,22,964 in the preceding year.

12. The total turnover of this department *viz.*, the Receipts and Issues of Stores during the year came to Rs. 260.26 lakhs as against Rs. 195.24 lakhs in the preceding year.

13. The stock of stores on hand was varified departmentally and through the Municipal Stock Varifiers. The departmental varification and that by Municipal Varifiers showed no appreciable differences during the year.

14. The Annual Tenders for the supply of the materials including Stationery articles during the year 1958-59 according to the various schedules and the sale of waste paper, firewood for the cemeteries etc., were invited during the months of October 1957 to January 1958.

15. The quantities of cement, piping and steel purchased were more than those purchased last year. The purchase of each of these articles involved considerable labour and time. There were many difficulties in obtaining early permits and taking deliveries. The distribution of these items amongst various departments also involved a good deal of work. The distribution of cement and steel amongst contractors and various consuming departments presented special difficulties in view of the fact that the supplies of both these materials were not steady and continuous. However, this department was able to meet the difficulties.

16. Statements showing (A) The Stores transactions during the year as required by Clause XXIX of the Stores Audit Manual (Appendix 'O') and (B) the details of the stock on hand at the close of the year are appended.

F. D'SOUZA,
Controller of Stores.

APPENDIX 'O'

Statement 'A' showing Stores Transactions during the year 1957-58.

Particulars.	CENTRAL STORES & PIPE DEPOT				FORAS ROAD DEPOT											
	Capital Stores.		General Stores.		Line Suspense Account.		Total Columns 2, 3 & 4.		Capital Stores.		General Stores.		Line Suspense Account.		Total of Columns 6, 7 & 8.	
(1)	(2)		(3)		(4)		(5)		(6)		(7)		(8)		(9)	
	Rs.	nP.	Rs.	nP.	Rs.	nP.	Rs.	nP.	Rs.	nP.	Rs.	nP.	Rs.	nP.	Rs.	nP.
Value of Stores on hand on 1st April 1957.	18,87,986	13	4,51,757	77	91,262	31	24,31,006	21	18,988	43	80,657	34	99,645	77
Value of stores received including transfers during 1957-58 ...	1,13,45,872	83	23,24,974	41	1,36,70,847	24	33,800	51	2,06,564	76	2,40,365	27
Total ...	1,32,33,858	96	27,76,732	18	91,262	31	1,61,01,853	45	52,788	94	2,87,222	10	3,40,011	04
Less—Value of stores issued including transfers during 1957-58 ...	1,02,05,793	09	21,47,549	27	1,566	71	1,23,54,909	07	32,125	15	1,68,478	79	2,00,603	94
Balance on 1st April 1958 ...	30,28,065	87	6,29,182	91	89,695	60	37,46,944	38	20,663	79	1,18,743	31	1,39,407	10

F. D'SOUZA,
Controller of Stores.

APPENDIX 'O'

Statement 'B' showing the details of stock held on 31st March 1957 and 1958.

PARTICULARS.	Amount at Central Stores & Pipe Depot. 1957.		Amount at Central Stores & Pipe Depot. 1958.		Amount at Foras Road Depot. 1957		Amount at Foras Road Depot 1958	
	Rs.	nP.	Rs.	nP.	Rs.	nP.	Rs.	nP.
CAPITAL ACCOUNT								
(1) Cement	1,82,387	05	3,38,141	01
(2) C.I. Pipes, Manholes, Hydrants, Water and Drainage Castings, etc. ...	9,21,328	59	18,73,198	62
(3) M. S. Round Bars, flats, squares, plates, etc., G.I. and Black sheets ...	6,28,951	42	6,27,068	69	16,212	19	17,712	67
(4) Pipes Stoneware and Hume	27,600	69	27,784	18
(5) Galvanized and Black Pipes and Fittings	1,05,242	36	94,385	00	2,761	92	2,951	01
(6) Lead Pipes, Lead Pig and Lead Wool	19,894	59	66,455	03	14	31	0	11
(7) Asbestos sheets and pipes	2,581	43	1,033	34
LINE SUSPENSE ACCOUNT.								
(8) Water works castings on the line	91,262	31	89,695	60
GENERAL ACCOUNT.								
(9) Spindles brass and brass fittings	28,865	27	32,565	01	27	31	19	54
(10) Meter parts	18,507	19	15,014	02
(11) Bolts, Nuts, Rivets, Nails, Hinges, Hooks and Eyes, Washers and Hardware, etc. ...	24,882	84	32,925	59	3,307	69	5,564	71
(12) Brooms Gos, and Date and Brushes	12,287	69	12,105	72	129	00	185	07
(13) Cables and wires	24,646	25	25,664	43	23,855	87	18,717	81
(14) Electric Accessories, Fans, Bulbs Electrodes, Dry cells, etc.	33,910	87	46,445	12	28,146	02	38,096	28
(15) Files and Rasps	2,905	37	3,093	41	52	06	763	37
(16) Motor spare parts	978	87	185	49	4,880	72	6,783	05
(17) Oil Castor, Coconut, Sweet, Kerosen, Grease, Lubricating, etc.	8,066	17	3,777	02	1,595	87	328	51
(18) Timber, Ladder, Shaft Bhandiwood, Nowghani Poles, Plywood sheets, etc. ...	1,617	05	2,030	49	3,199	56	2,587	72
(19) Clothing	51,895	30	83,044	16	204	12	225	35
(20) Disinfectants, Tropical chloride of Lime, Cleaning powder, Cyno-gas ...	14,884	78	14,456	21	44	38
(21) Motor tyres, tubes, including tyres from disposals	99,897	31	1,83,471	86	2,076	12	21,374	23
(22) Tools, Machinery, foot rules, spanners, drills, saws, angers, screws, etc. ...	16,936	66	18,868	00	973	33	3,041	39
(23) Soap and Soda	7,729	50	7,772	58	310	62	433	00
(24) Baskets cane, bamboo and wooden	846	94	20,025	90	22	81	77	21
(25) Buckets, dust bins, Chamelas, Enamelware, Glassware, Hurricane Lanterns, etc. ...	13,530	58	19,263	77	62	25	51	95
(26) Hose, rubber, belting, canvas	6,462	50	25,360	35	375	25	818	01
(27) Firewood, Gas coke, Steam coal, coal tar, pitch, charcoal, etc.	2,946	06	15,001	48
(28) Wires, brass rods, copper sheets, zinc sheets, etc.	14,521	56	13,281	37	3,105	12	4,769	23
(29) Leather hides, chamois, chappals, plungers, boots and other leather articles ...	6,273	31	8,227	63	223	44	154	86
(30) Coir goods, cotton goods, yarn spun, waste cotton, packing asbestos, etc. ...	16,095	20	16,855	01	791	81	1,278	96
(31) Crusher Parts	193	00
(32) Paints, Powders, linseed oil and turpentine	26,441	86	18,479	58	1,585	25	4,613	57
(33) Locks of sorts	1,942	03	3,287	60	434	37	335	73
(34) Miscellaneous, Polish, candles, glue, gum, tiles, Powras, etc.	14,493	61	7,981	11	5,298	76	8,479	38
Total Rs. ...	24,31,006	21	37,46,944	38	99,645	77	1,39,407	10

F. D'SOUZA,
Controller of Stores.

LICENCE DEPARTMENT

During the year 1957-58, the Department was in charge of Shri C. K. Patel, Superintendent of Licences.

The Licence Department comprises of three Sections, namely (1) Licence Section, (2) Encroachment Section and (3) Advertisement Section.

Licence Section.

This Section issues licences under Sections 394 and 412A, and permits under Sections 390 and 393 of the Bombay Municipal Corporation Act, regarding trades and industries and controlling the storages of hazardous goods.

General. During the year under report, 34,851 licences were issued *Vide* Items Nos. 1, 2 and 3 of Appendix A. A commodity-wise list of licences issued upto 31st March 1958 is given in Appendix A-1 for general information.

Financial. An amount of about Rs. 12,63,295 was realised as licence fees upto 31st March 1958 (*vide* Appendix 'A'). The amount outstanding as licence fees on 31st March 1958 was about Rs. 2,52,980, as against Rs. 1,71,205 on 31st March 1957. Out of this amount, approximately a sum of Rs. 1,88,305 was held in deposit and the same is being adjusted in the account. Thus the total licence fee collected was about Rs. 14,51,600 as against Rs. 13,72,521 for the last year.

Prosecutions. There were 603 cases outstanding on 1st April 1957. During the year under report, 1,686 prosecutions were launched for infringement of Section 394, 412, 428 and 428-A. Convictions were secured in 1,064 cases. 573 cases were withdrawn, as the parties concerned either paid the licence fees or complied with the requirements of the department. The parties in six cases were acquitted by the Court. The amount of fine inflicted on the accused was Rs. 21,709. The total number of cases that remained undisposed of on 31st March 1958 was 646 (*vide* Appendix 'B').

New Renewal System. The New System of Renewal of Licences introduced since 1st April 1955, is found working satisfactorily. However, in order to have uniformity and to get the necessary information before grant of licence, an application form is prescribed and got printed is prescribed. The same is supplied on payment of 0.25 nP to the persons who desire to have licences under Section 394.

Encroachment Section.

General. On account of the modification of Section 314 of the Bombay Municipal Corporation Act, a notable check was exercised on hawkers and the nuisance of unauthorized hand-carts was minimised by introducing the policy of frequent transfers of the Encroachment Staff from ward to ward and from lorry to lorry.

Number of hawkers. The total number of hawkers' licences issued during the year was 41,250. A month wise statement showing full details of various types of licences issued is given in Appendix C-1

Financial. An amount of Rs. 4,02,029 was realised as licence fees. The removal charges recovered under Section 490 amounted to Rs. 2,06,451 (*vide* Appendix C). The outstanding amount of licence fees from squatter licences as on 31st March 1958 was about Rs. 46,024

Encroachment Removal Action. During the year, the Encroachment Removal Section tackled 80,580 hawkers and seized 1,84,224 items from them. 1,971 hand-carts were seized. The total collection by way of redemption charges amounted to about Rs. 2,03,150. Details are given in Appendix 'D'.

New Reserved Areas. During the years, two new major Reserved Areas were created at (1) Matunga Labour Camp and (2) Morebaug Road.

Auction sales of un-deemed goods. During the year, there were in all 1,304 auction sales, out of which 1,253 were in respect of perishable goods and 51 for non-perishable goods which were seized by the Encroachment Removal Section and which were not redeemed by the hawkers concerned. An amount of Rs. 12,322 was realised as auction sale proceeds, as against Rs. 8,821.31 last year.

New Renewal System. The fees of hawkers licences was so far recovered by the Ward Supervisors. But a new system since 1st December 1957 was introduced by which all the licensees are now required to pay their hawker and squatter licence fees in the Head Office.

Advertisement Section.

General. This Section enforces Sections 328 and 328A of the Bombay Municipal Corporation Act and thereby regulates various types of advertisements in the City.

Number of Permits. The total number of permits for advertisements issued during the year under report was, 3,455 (*vide* Appendix 'E'). The total amount received and held in deposit was Rs. 3,94,972.

Prosecutions. On 31st March 1957, there were 2,375 cases pending in the Courts. During the year, 1,110 prosecutions were launched for contravening Sections 328 and 328-A, and convictions were secured in 29 cases. 917 cases were withdrawn, as the parties concerned either paid the permit fees or complied with the requisitions of the department. No acquittals were granted by the Courts during the year under report. 2,539 cases remained undisposed of on 31st March 1958.

Concession to public institutions. Several public institutions doing educational, social or religious work and carrying on cultural activities were granted free permission for display of banners and posters by way of encouragement.

The aggregate collection of the department amounted to about Rs. 24,06,294, out of which Rs. 19,38,155 represent the total revenue of the department, as against the aggregate amount of Rs. 24,18,277 in the previous year. An amount of about Rs. 4,68,139 is lying in deposit, which are being adjusted.

C. K. PATEL,
Superintendent of Licences.

APPENDIX—A

Statement showing the number of licences and permits issued and amount of fees recovered in the year 1955-56 to 1957-58.

Particulars.	NUMBER OF PERMITS AND LICENCES.			AMOUNT OF FEES RECOVERED		
	1955-56.	1956-57.	1957-58.	1955-56.	1956-57.	1957-58.
				Rs.	Rs.	Rs.
(1) Commodities and trades (Section 394)* ...	33,540	33,296	33,642	10,42,805	10,41,858	11,50,620
(2) Steam Whistle blowing (Section 393) ...	47	48	48	978	960	995
(3) Milk Products, Ghee and Butter (Section 412-A) ...	1,264	1,207	1,161	7,815	7,535	7,365
(4) Factories (Section 390) ...	551	998	498	71,525	1,76,830	96,590
(5) Transfer of Licences (Section 394 and 412-A) ...	1,815	1,925	2,093	6,356	6,589	7,725
(6) Transfer of Permits (Section 390)
Total ...	37,217	37,474	37,442	11,29,479	12,33,772	12,63,295

* For details please see Appendix A-1

APPENDIX A. 1

Commodity trade wise statement showing the number of licences issued for the year 1957-58 till 31-3-1958.

Commodity or trade.	No. of licences issued.	Commodity or trade	No. of licences issued.
(1) Acetylene Gas	321	(36) Ice Candies	34
(2) Ashes	...	(37) Lime manufacturing	13
(3) Aerated Waters	74	(38) Matches (Retail)	4,683
(4) Bakeries	202	(39) " (Wholesale)	46
(5) Bidi leaves (dry)	129	(40) " Bengal)	...
(6) Bidi manufacturing	1,688	(41) Methylated Spirit	184
(7) Bitumen, Tar and Dammer	154	(42) Metal casting	271
(8) Bricks and Tiles	9	(43) Noisy Trades	2,188
(9) Bones	2	(44) Non-dangerous Petroleum (Wholesale)	1,057
(10) Butter	571	(45) Non-dangerous Petroleum (Retail)	1,724
(11) Celluloid Goods, Camphor, etc.	57	(46) Oil (Other Sorts)	3,577
(12) Candle (manufacturing)	8	(47) Oil (Manufacturing)	112
(13) Catgut	5	(48) Paints, Varnish and Turpentine (Wholesale)	636
(14) Chemical (Liquid and Non-Liquid)	1,723	(49) Turpentine (Retail)	374
(15) Cinema Films (Keeping)	176	(50) Paper manufacturing	1
(16) Cinema Films (Shooting)	9	(51) Paper Waste (Old)	338
(17) Charcoal, Coal and Coke	2,589	(52) Potteries	9
(18) Coconut, Fibre, Flax	114	(53) Firewood Sandlewood (Wholesale)	419
(19) Cotton	1,154	(54) Firewood Sandlewood (Retail)	7
(20) Cow Dung Cakes (Manufacturing)	...	(55) Smelttries	27
(21) Dyeing Cloth	173	(56) Sulphur, Saltpetre	181
(22) Dry Ice	...	(57) Sweetmeat Shops	877
(23) Eating Houses	4,062	(58) Soap Manufacturing	82
(24) Fat and Tallow (Keeping)	32	(59) Sugar Refineries	4
(25) Fat and Tallow (Manufacturing)	1	(60) Milch Cattle Stable	8
(26) Fish, Fins	95	(61) Horses	14
(27) Fireworks (Retail)	275	(62) Timber, Bamboos, Khokas	1,948
(28) Fireworks (Wholesale)	56	(63) Bullocks	13
(29) Farriers	52	(64) Tanneries	66
(30) Ghee	590	(65) Blowing Steam Whistle	48
(31) Grain Parching	225	(66) Fireworks (manufacturing)	...
(32) Hay, Grass and Straw	61	(67) Blood	1
(33) Hair Dressing Saloons	1,221		
(34) Hides and Skins (dried)	12		
(35) Ice Manufacturing	19		
		Grand Total ...	34,851

APPENDIX B.

The number of prosecutions launched by Licence Section during the years 1955-56 to 1957-58 and the results thereof.

Year	Offence against Section.	No. of cases remaining undisposed on 31-3-57.	Total Number of cases instituted.	Number of cases withdrawn on compliance with law.	Number of cases which resulted in conviction.	Amount of fines inflicted.	Number of cases which resulted in acquit	Number of cases remaining undisposed of on 31 March of the year.	
1955-56	...	394	418	1,192	444	766	15,534	2	393
1956-57	...	394	398	2,039	919	938	17,642	8	572
1957-58	...	394	572	1,674	565	1,061	21,669	6	634
1955-56	...	412-A	25	11	5	2	35	...	29
1956-57	...	412-A	29	20	16	2	10	...	31
1957-58	...	412-A	31	12	8	3	44	...	22
1957-58	7	7

APPENDIX C.

Statement showing the number of Hawkers and Squatters' licences issued and amount of fees collected during the years 1955-56 to 1957-58.

	NUMBER OF LICENCES ISSUED.			AMOUNT OF FEES COLLECTED.		
	1955-56	1956-57	1957-58	1955-56	1956-57.	1957-58
				Rs	Rs.	Rs.
Squatters' fees collected in Reserved Area (under Section 313)	31,686	34,214	35,064	3,84,512	3,82,828	3,80,674
Fees received from itinerant hawkers' licences (under Section 318-A)	6,187	6,513	6,186	22,208	24,114	21,355
Total	37,873	40,727	41,250	4,06,720	4,06,942	4,02,029
Recovery of expenses (under Section 490) for Removal of encroachment under Section 314	1,77,069	1,85,468	2,06,451
Total	37,873	40,727	41,250	5,83,789	5,92,410	6,08,480

APPENDIX C I

Month-wise Number of licences renewed/issued.

MONTH.	I. H. LICENCES		R. H. LICENCES		S. H. LICENCES		SQUATTERS							
	No. re- newed.	No. of new licences.	No. re- newed.	No. of new licences.	No. re- newed.	No. of new licences.	SQUATTERS.		TYPISTS.		COBBLERS.		BARBERS.	
	No. re- newed.	No. of new licences.	No. re- newed.	No. of new licences.	No. re- newed.	No. of new licences.	No. re- newed.	No. of new licences.	No. re- newed.	No. of new licences.	No. re- newed.	No. of new licences.	No. re- newed.	No. of new licences.
April 1957	} 248	10	} 256	...	416	...	1967	2	62	...	187	...	201	...
May 1957					416	...	1967	2	62	...	187	...	201	...
June 1957					416	...	1969	2	62	...	187	1	201	1
July 1957	} 201	12	} 256	2	416	2	1969	...	62	...	188	1	202	...
August 1957					418	1	1976	5	62	...	189	...	202	...
September 1957					419	...	1976	2	62	...	189	2	202	...
October 1957	} 188	177	} 258	...	419	1	1976	4	62	...	191	1	202	1
November 1957					420	...	1990	6	62	...	192	1	203	1
December 1957					420	...	1992	7	62	...	193	2	204	1
January 1958	} 214	94	} 258	...	420	1	2003	8	62	...	195	1	204	1
February 1958					421	1	2006	7	62	...	196	...	205	1
March 1958					422	...	2019	4	62	...	196	...	206	...

Commodities-wise Number of licences issued.

I.H.C.	R.H.C.	S.H.C.	Squatters.	Typists.	Cobblers	Barbers.
214	258	422	2023	62	196	206

APPENDIX D.

Summary of Encroachments seized and the revenue realised during 1957-58.

Lorry Supervisor No.	No. of Hawkers tackled.	No. of items seized.	No. of Unauthorised Hand-carts			Collection Realised.		Total.
			Rs. 25.	Rs. 20.	Rs. 6	Lorry Supervisor.	Preventive Squad.	
						Rs. nP.	Rs. nP.	
I	13,864	28,051	67	179	28	24,909.74	11,152.50	36,062.24
II	13,230	33,070	63	148	36	25,293.00	9,139.50	34,432.50
III	16,118	36,821	71	135	16	22,860.62	10,159.25	33,019.87
IV	13,763	31,388	63	258	65	24,728.85	9,429.50	34,158.35
V	12,869	31,819	103	262	30	24,209.50	10,143.50	34,353.00
VI	10,736	23,075	140	291	15	23,919.50	7,204.37	31,123.87
Grand Total ...	80,580	1,84,224	507	1,274	190	1,45,921.21	57,228.62	2,03,149.83

APPENDIX E.

Statement showing the number of permits for advertisements issued and amount of fees collected during the year under Section 328 and 328-A.

Particulars.	No. of permits issued.			Amount of fees collected.		
	1955-56	1956-57	1957-58	1955-56	1956-57	1957-58
				Rs. a. p.	Rs. a. p.	Rs. nP.
Wall posters, hoardings and boards ...	1,616	1,585	1,342	1,44,746 6 0	1,53,867 6 0	1,37,075.90
Movable boards on hand-carts, etc. ...	420	395	294	86,652 4 0	82,570 6 0	87,872.00
Illuminated advertisements and sky-signs ...	1,012	963	1,115	1,33,135 4 0	1,31,877 14 0	1,33,786.45
Non-illuminated sky-signs and advertisements	633	691	632	22,500 9 0	23,794 12 0	24,282.50
Non-illuminated kiosks (number of kiosks).	25 (5,122)	21 (5,302)	24 (5,697)	12,755 0 0	13,255 0 0	14,717.50
Wall paintings	44	63	48	7,903 0 0	7,247 4 0	6,356.00
Auctioneers
Space rent
Composition for delays	16,589 3 0	10,106 2 0	6,881.18
Total ...	3,800	3,718	3,455	4,24,291 11 0	4,22,718 12 0	3,94,971.53

APPENDIX F.

The number of prosecutions launched during the year under report and the results thereof as compared with those of the preceding two years are as under:—

Year.	Offence Against Section.	Number of cases remaining undisposed of on 31st March 1957.	Total Number of cases instituted	Number of cases withdrawn on compliance with the law.	Number of cases which resulted in conviction.	Amount of fines inflicted.	Number of cases which resulted in acquittals.	Number of cases remaining undisposed of on 31st March 1958.
1955-56	... 328 and 328-A	1,974	3,534	3,350	59	Rs. 670	9	2,092
1956-57	... Do	2,092	2,096	1,650	158	1,347	5	2,375
1957-58	... Do	2,375	1,110	917	29	270	...	2,539

SHOPS AND ESTABLISHMENTS.

Shri N. M. Haeems, B.A., continued to hold the post of Chief Inspector, Shops and Establishments during the year under report. He looked after the administration of the Theatre Tax also.

2. *Registration of Shops and Establishments.*—The total number of establishments on 31st March 1957 and on 31st March 1958 under the various categories stood as under :—

Category.	31-3-1957	31-3-1958
Shops	68,689	72,998
Commercial Establishments	20,119	21,302
Residential Hotels	306	309
Restaurants and Eating Houses	5,690	5,829
Theatres, etc.	80	72
Total	94,884	1,00,510

There is an increase in the first four categories of establishments covered by the Bombay Shops and Establishments Act, during the year under report especially in category I viz., Shops, where the increase is by 4,309 over the figure of the preceding year, while there is a reduction of 8 establishments in the category of Theatres and other places of public amusement or entertainment.

3. *Complaints.*—2,050 complaints were received during the year under report in addition to 61 complaints which were pending at the close of the preceding year. Of these, 1,949 complaints were investigated and in 162 cases, investigations were not complete till the close of the year under report. Action was taken wherever necessary.

4. *Mass Raids.*—413 mass raids—238 during day and 175 during night, were carried out during the year forenforcing the provisions of the Act more effectively, besides the routine visits paid by the inspectorate in the course of their duties.

5. *Visits and re-visits.*—The total number of visits and re-visits paid to the different types of establishments during the year under report was as under :—

Category	Visits.	Re-visits.	Total.
Shops	39,339	13,058	52,397
Commercial Establishments	5,643	2,407	8,050
Residential Hotels	112	54	166
Restaurants and Eating Houses	2,655	947	3,602
Theatres, etc.	34	17	51
Total	47,783	16,483	64,266

6. *Prosecutions.*—Statement showing the number of prosecutions launched, fines inflicted, etc., during the year ended 31st March 1957, as also for the year ended 31st March 1958, is given in Appendix 'A' below :—

APPENDIX 'A'

Year	Cases pending from the previous year.	Cases filed	Cases disposed of					Total	Cases pending at the close of the year	Fines	Average fine per case
			Convictions	Withdrawals	Acquittals	Abated	Warned and Discharged				
1956-57	747	5,276	4,930	23	78	1	53	5,085	938	1,71,566	34.80
1957-58	938	5,024	4,609	38	11	3	81	4,742	1,220	1,66,050	35.32

Withdrawals and Acquittals.

During the year under report, three cases abated on account of death of the accused.

Details of withdrawals and acquittals are as per Appendices 'B' and 'C' below :—

APPENDIX 'B'

(Withdrawals)

No. of cases withdrawn.	Reasons.	Remarks.
1	Accused turned out to be mentally deranged.	
2	Being against medical practitioners who pleaded extenuating circumstances.	
4	Offences being of technical nature.	
1	Establishment covered under Factories Act.	
2	As the business was of a philanthropic character.	
1	Charge being doubtful.	
1	Due to change over to decimalisation.	
26	Accused out of bounds and not traceable. Among these, one establishment was burnt down, two establishments came to be in possession of the Court Receiver and 23 changed hands.	

APPENDIX 'C'

(Acquittals.)

No. of cases acquitted.	Reasons.	Remarks.
2	Benefit of doubt.	
3	On grounds of invalidity of appointments of the Inspectorate.	
2	Acceptance by the Magistrate of the party's plea of not being connected with the establishment.	
2	Want of sufficient evidence.	
2	Lenient view taken by court.	

As some courts continued to inflict fines below the minimum of Rs. 25 as prescribed under the Act, two Revision Applications for enhancement of sentences were filed in the High Court, who enhanced the fine to Rs. 25 for each count in both the cases.

7. *Financial.*—Government sanctioned a Grant-in-aid of Rs. 1,71,566 for the year 1957-58, to meet part of the expenditure incurred during the year 1956-57 towards the administration of the Bombay Shops and Establishments Act, 1948, and the amount of Rs. 15,659.48 was realised by the Municipality, by way of registration etc., fees during the year 1956-57. The total expenditure incurred on the administration of Shops and Establishments Act, 1948 and the Payment of Wages Act, 1936 during the year 1956-57 was Rs. 2,84,587-1-5.

While furnishing figures of fines inflicted and expenditure incurred on account of the administration of the Shops and Establishments Act during the year 1956-57, it was again pointed out to Government, that the Corporation are sustaining recurring annual losses ever since the Corporation was entrusted with the administration of the Act and that the loss had further increased on account of addition to the staff for the added responsibility of administering the Payment of Wages Act, 1936, since 1-4-1955. Government were particularly requested to increase the grant-in-aid at least equal to the total expenditure incurred by the Corporation during each year; however, from the grant-in-aid actually sanctioned by Government for the year 1957-58, it is observed that they have not taken this factor into consideration.

Income from registration, etc., fees for the year 1957-58 was Rs. 13,987.54 inclusive of Miscellaneous Receipts amounting to Rs. 2,058.86 and fines inflicted amounted to Rs. 1,66,050 as against the total expenditure of Rs. 2,10,616.23 (exclusive of Provident Fund and leave contributions and supervision charges).

PAYMENT OF WAGES ACT, 1936.

During the year under report the Shops and Establishments Inspectorate, who are also deemed to be Inspectors for the purpose of enforcing the Payment of Wages Act, continued to do propaganda work in respect of the Payment of Wages Act, 1936, which was made applicable to all establishments covered by the Bombay Shops and Establishments Act, 1948, from 1st April 1955, at the various establishments visited by them and instructed parties regarding the implications, scope and requirements of this Act. This had a remarkable effect, with the result that a larger number of employers was found to be complying with the provisions of the Act, which was evident from the fall in the number of complaints received by the department *viz.*, 330 during the year under report, as against 480 received last year.

Out of the 330 complaints received in respect of the Payment of Wages Act, 160 disputes between employers and employees were settled amicably. Investigations in 4 cases could not be proceeded with, either for want of correct names and addresses of the employers or the establishments having closed down, etc., while 23 cases were found to be not falling within the purview of the Act.

8 cases were filed by the department before the Authority under the Payment of Wages Act during the year under report, while in 4 cases the complainants had themselves approached the Authority and in 3 cases the complainants had themselves filed the cases in the Small Causes Court. In 8 cases, the complainants had approached the Commissioner of Labour direct, while in 98 cases, investigations revealed that the same were either fictitious or had no sufficient documentary or reliable evidence to contemplate action. There were thus 22 cases pending disposal at the close of the year under report.

THEATRE TAX.

Rates of Theatre Tax.—Corporation sanctioned the levy of Theatre Tax for the year 1957-58 at the rates shown in Appendix 'D' below (*vide* their Resolution No. 1546, dated the 28th January 1957).

APPENDIX 'D'

Type of Entertainment	Rate of Tax.	Rate of Tax, if payment for a whole month is made within the first five days of the month
1	2	3
(1) Class I Cinema Theatre ...	Rs. 10 per show	Rs. 8-12-0 per show.
(2) Class II Cinema Theatre ...	Rs. 7 per show	Rs. 5-10-0 per show.
(3) Drama, Concert, Variety Entertainment or Tamasha.	Rs. 7 per show	Rs. 5-10-0 per show.
(4) Circus, Carnival or Fete ...	Rs. 10 per day	Rs. 8-12-0 per day.
(5) Any other entertainment ...	Rs. 7 per show or if there are no separate shows Rs. 7 per day.	Rs. 5-10-0 per show or if there are no separate shows Rs. 5-10-0 per day.

A rebate of 12½ per cent and 20 per cent which was hitherto allowed on these taxes to Class I and Class II Cinema Theatres respectively, (on condition that they paid the tax in advance for the anticipated number of shows for the full month, within the first five days of the month for which it was due) was withdrawn, as certain doubts were raised as to the competency of the Standing Committee to grant the same and the Corporation fixed the lower rates as an inducement to the tax payers on the same condition, (as shown in Column No. 3 of Appendix 'D') and Rule 3A which was incorporated in the Theatre Tax Rules, 1950, *vide* S. C. R. No. 2401 of 2-2-1955, empowering the Standing Committee to grant rebate in the matter of payment of Theatre Tax under certain circumstances, had to be deleted *vide* S. C. R. No. 2919, dated the 12th February 1958 for the same reasons.

There were in all 30 Class I and 27 Class II Cinema Theatres (one of which closed down from 1st April 1957, while another was set up from 1st February 1958) and the taxes were generally received regularly. Theatre Tax was also recovered in respect of the various dramas, dances, variety entertainments, etc., held in different Halls, Theatres and other places in the City, wherever admissions were on payment.

Exemptions from payment of Theatre Tax were granted to Cinema Shows, performances, etc., held in aid of bona fide charities or towards advancement of cultural or educational activities and those exempted from payment of entertainments duty, leviable under the Bombay Entertainments Duty Act, 1923. Rule 4 of Theatre Tax Rules, 1950, in respect of the same was again modified *vide* S. C. R. No. 399, dated the 20th May 1957, empowering the Commissioner to grant exemptions to performances on certain conditions.

Ten court cases which were adjourned to the year 1957-58, were withdrawn, as the party paid up all the arrears of Theatre Tax dues. There was no occasion to take recourse to Section 471 for non-submission of 'A' Form return during the year under report. One Civil Suit, which was pending disposal during the previous year, is again adjourned to the next year. Only one Civil Suit has been filed for the recovery of Theatre Tax this year, which has also been adjourned to the next year.

The total income derived by way of Theatre Tax during the year under report was Rs. 5,75,657.80 as against the expenditure incurred *viz.*, Rs. 18,088.11 (exclusive of Provident Fund and leave contributions and supervision charges).

The total income of the department during the year under report was Rs. 5,89,645.34 comprising of (1) Registration etc., fees, Rs. 11,928.68 (2) Miscellaneous Receipts Rs. 2,058.86 and (3) Theatre Tax Rs. 5,75,657.80.

N. M. HAEEMS,
Chief Inspector,
Shops and Establishments.

MARKETS AND SLAUGHTER HOUSES

1. Dr. L. M. Hira, G.B.V.C., M.R.San.I., was in charge of the department from 1st April 1957 to 22nd March 1958. He expired on 22nd March 1958 of heart failure. Thereafter the work of the department was being supervised by Dr. V. Periyar G.B.V.C., the Chief Inspector, Market Department.

2. Every market throughout the City made its own valuable contribution to the vital task of distributing food to the Citizens. Fresh wholesome food being the daily necessity, the markets play an important role in the economic life of the City as enormous quantities of food for local consumption as well as for trade purposes elsewhere are daily handled in these markets.

3. There were in all 44 markets spread all over the City. Out of these, 21 markets including one squatter area at Parel Village as also the Plantain Market at Byculla are owned by the Municipal Corporation, while the rest are owned by private individuals and trusts.

The licence fees realized from the owners of the Private Markets amounted to Rs. 40,323 as against Rs. 39,861 during the previous year, an amount of Rs. 1,45,144 being held under deposit pending final adjustment.

4. There were 187 outside meat shops during the year for the sale of Mutton, Beef and Pork in the City and the licence fee recovered amounted to Rs. 13,752.

5. There has been a steady rise in the income of this department. The total receipts during the year amounted to Rs. 39,97,337 as against Rs. 38,98,659 during the previous year, despite lean fish and fruit season. The rise of Rs. 98,678 in the revenue was due to the improved receipts from stallage charges, slaughter fee and ground rent as per details in Appendix 'A'.

6. The work of collecting fees on parcels arriving at the scale shed of Arthur Crawford Market continued to be done departmentally. The revenue derived from this source amounted to Rs. 4,29,007 as compared with Rs. 4,61,605 during the previous year. The fall in revenue was mainly due to less import of Mango and other fruit parcels because of damaged crops in the producing areas.

7. *Fishing Season.*—The fishing season during the period under report was unfortunately far from satisfactory. Unseasonal rains and inclement weather also adversely affected the fish supply at the Arthur Crawford Market. The total quantity of fish brought to the Municipal Markets during the year was 25,189 tons as against 26,533 tons during the previous year.

8. *Marketing facilities.*—Inadequacy of space at the Scale-shed and in the Wholesale fish section of the Arthur Crawford Market and other difficulties about marketing of fruit and fish have been engaging the attention of the Department.

9. *Refrigeration facilities.*—The cold storage plant at the Arthur Crawford Market, continued to meet the requirements of the fish, fruit, meat and poultry trade. It is worked by the FREON 12 system with four wasting-house condensing units and direct expansion coolers. The plant consists of 3 chambers, one for storing fish at 28°F to 31°F, one for mutton at 33°F to 37°F and one for fruits, vegetable and eggs at 35°F to 40°F. It has an OZONE generator for deodorising and destroying bacteria in the chambers.

The approximate quantity of perishable goods deposited and the amount realized by way of fees at the cold storage during the year under report were as under:—

Commodity.	Quantity deposited.		Amount realized.	
	1957-58	1956-57	1957-58	1956-57
	Lbs.	Lbs.	Rs.	Rs.
Fish	56,85,000	67,93,850	61,698	74,646
Mutton and Kena	9,89,650	11,97,890		
Fruit and Vegetable	30,83,720	37,82,720		
	15,93,200	18,93,400		
Milk and Milk products	8,54,500	13,64,500		

The decrease in the revenue was mainly due to lean mango and fish season, during the year.

10. The stalls in the various Municipal Markets continued to be well occupied throughout the year. In the Erskine Road and Chawpatty Markets, some stalls remained vacant due to unfair competition from the outside squatters in the vicinity of these markets. Efforts to induce the outside squatters to occupy the stalls in the markets were continued. Appendix 'B' gives the gross receipts and expenditure in respect of Municipal Markets.

11. All the Markets including those licensed were regularly supervised. Obstructions and encroachments as also nuisance caused on account of throwing refuse in the passages of the markets and indiscriminate spitting of pan-juice etc were dealt with. Stall holders were also convinced of the importance of sanitation and good habits.

Additions and Improvements.

12. *Improvements effected.*—The following improvements and expansions to the Municipal Markets were carried out during the year :—

- (a) *Arthur Crawford Market.*—(1) The wooden shutters and frame work of 12 stalls in Fruit and vegetable section were renewed, (2) 20 wooden stalls in Fruit and Vegetable section were converted into R. C. C. ratproof ones.
- (b) *Musjid Bunder Market.*—Shahabad slabs and wall plaster were renewed.
- (c) *Bhuleshwar Market.*—Building was oil-painted and whitewashed.
- (d) *Erskind Road Market.*—Flooring of fish section was renewed, additions and alterations to the Head Inspector's chawky were carried out, 20 iron stalls in Mutton Section and 30 wooden stalls in old Fruit and vegetable section were converted into R.C.C. stalls and edges of the channel below C.I. grating were repaired.
- (e) *Peddar Market.*—Brick masonry partition wall with G. I. square mesh was constructed along the Mutton Section and C. I. Sheet compound wall on the east side of the Vegetable Section was replaced by brick masonry.
- (f) *Plantain Market.*—Unpaved portion of the ground was paved with Cement concrete.
- (g) *Parbhadevi Market.*—Repairs to sanitary block and storage tank were carried out.
- (h) *Dadar Market.*—The market building was oil-painted.

13. *Food Inspection.*—The veterinary Officers and sanitary qualified Inspectors carry on the work of inspection of meat, fish fruit and vegetable etc., with a view to preventing the exposure of unwholesome food for human consumption. During the year under report 5,86,458 lbs., of unwholesome food was destroyed as against 8,30,262 lbs. in the previous year.

Special mention may also be made of the inspection carried out by the veterinary officers of the liver consignments imported by certain laboratories from various up country centres. The amount realized by way of import and inspection fee was over Rs. 13,400 during the year

14. Surprise raids to detect the smuggling of animals, contraband meat and unauthorised slaughter were systematically carried out by the staff specially appointed for this purpose. The station wagon was continued to be provided for carrying out the above work more effectively. The total quantity of contraband meat seized and destroyed was 1,17,893 lbs. as against 36,644 lbs. in the preceding year. In all 1,013 raids were made in different parts of the City and 813 prosecutions were instituted resulting in conviction of 598 persons and recovery of fine amounting to Rs. 4,451. The amount realised by selling 110 seized animals was Rs. 3,066. Besides this over Rs. 260 were recovered by way of penalty for importing of animals into the City without requisite permits.

15. *Representation of Committees.*—The Superintendent of Markets continued to serve as a member of the Bombay State Fruit and Vegetable Market Committee and the Fish Advisory Committee appointed by the Government of Bombay, as a representative of the Bombay Municipal Corporation and in that capacity attended a number of meetings at the Bombay Sachivalaya upto 22nd March 1958. As a member of the Sub-Committee appointed by the Bombay State Fruit and Vegetable Market Committee, he visited the new area in Saurashtra for inspecting the marketing facilities, in the month of February 1958. He also visited Delhi in the month of December 1957 along with Mr. N. E. Wernberg, F.A.O. Expert on Slaughter Houses for discussion with the Animal Husbandry Commissioner and other Officers, in Delhi in connection with the proposed Slaughter House project for Bombay.

16. *Visits of Foreign Experts.*—(1) Shri N. E. Wernberg F.A.O. Expert on Slaughter Houses visited Bombay in connection with their proposed slaughter house project for Bombay, (2) Shri J. C. Abbott, Chief, Marketing Section, Economics Division, F.A.O. Rome with whom the problems relating to various developments in respect of the wholesale fish market were discussed, (3) Shri Bruce L. Warwick, Agriculture Officer, Sheep and Goat (ICAR) F.A.O. Officer visited the Bandra Slaughter House and discussed the problems of live stock marketing.

17. *Lectures and Demonstrations.*—Lectures and Demonstrations on Food inspection, meat Hygiene etc., were given to the medical and veterinary students of various colleges as also the students preparing for the Sanitary Inspector's Examination.

The Trainees coming from different parts of the state were taken round the markets, and the Cold Storage facilities and the different merchandising practices in respect of fish, fruit, vegetable, poultry and live-stock commodities were explained to them.

SLAUGHTER HOUSES.

18. There are three main Slaughter Houses, and all except the Jhatka Slaughter House which is privately owned, are run by the Corporation. The position of the Bandra Slaughter House is unique, not only in the State of Bombay but also in the whole of India in as much as the output from this centre is probably unequalled anywhere in the country. The revenue derived from this source amounted to Rs. 12,54,024 as against Rs. 11,00,239 during the previous year.

19. The main Slaughter House at Bandra is old and out of date and needs to be replaced with a new one of modern design. The question of shifting this slaughter house from its present site and to build up an up-to-date slaughter house complete with cold storage installations, waste elimination plant and latest equipment and machinery for processing the by-products etc., at Deonar is under active consideration. In this

connection services of F. A. O. Slaughter House Expert from Denmark Shri N. E. Wernberg have been assigned to advise and assist the Corporation in designing a modern slaughter house at Deonar. He visited Bombay in November 1957 as the first phase of his assignment and collected the necessary information for the proposed Slaughter House project. He is visiting again next year to complete the assignment.

20. The number of animals brought to the fair ground at the Bandra Slaughter House and the number of animals slaughtered as compared with those of the previous year were as under:—

Year.	Animals brought to the fair ground.			Animals slaughtered.		
	Buffaloes.	Horned Cattle.	Sheep and Goats.	Buffaloes.	Horned Cattle.	Sheep and Goats.
1957-58 ...	5,832	66,981	16,58,664	5,813	66,653	12,27,882
1956-57 ...	5,912	69,165	16,29,047	5,836	68,547	11,57,642

21. The number of pigs and piglings brought to Arthur Road Slaughter House for slaughter during the year under report was 12,742 and 402 respectively out of which, 12,491 and 402 were slaughtered as against 11,322 pigs and 438 piglings slaughtered in the previous year.

22. The principal causes of ante-mortem rejections were Emaciation, Exhaustion, Pregnancy, Sheep-pox, Foot-rot and other diseases or infections rendering the meat unfit for human consumption. In case of buffaloes and horned cattle, most of the rejections were due to animals being young and fit for breeding, milch or farm purposes.

23. The main causes of post-mortem condemnations were Cysticercus Bovis, Liver Fluke, Abscesses, Bruises, Emaciations, Sarcocysts, Hydatid Cysts and parasitic nodular infections of liver and lungs. The causes for rejection of pigs were Tuberculosis, Pregnancy Cysticercus, Celluloses, Rash, Bruises, Cysts and injuries.

24. Government veterinary staff was posted as usual in the Slaughter House compound to inspect the horned cattle, as per the provisions of Cattle Preservation Act. Rigid inspection of slaughtered animals by the qualified Municipal Veterinary staff included ante and post mortem examination, grading and stamping of dressed carcasses and rejection and destructions of unwholesome meat.

25. The approximate weight of dressed meat of buffaloes and cattle was 7,249 tons, of sheep and goats 10,963 tons and that of pigs 431 tons. Most of this meat produced was for local consumption. The quantity of meat rejected and destroyed as unfit for human consumption was 9.34 tons, 5.96 tons and 5.6 tons of horned cattle, sheep and Goats and pigs respectively which worked out to 0.13, 0.05 and 2 per cent. respectively of the total meat.

26. Details regarding the number of animals and the fees realised etc., are shown in Appendix (C). The fair ground fees at the Bandra Slaughter Houses were continued to be collected departmentally.

27. *Improvements effected:—*

- (a) Two benches were provided in the compound of Slaughter House.
- (b) The first aid chest was continued to be made available for the use of the workers at the Bandra Slaughter House.
- (c) The regular removal of offal from the Slaughter House at night time has considerably mitigated the nuisance of vultures around the Slaughter House.

V. PERIYAN,
For Superintendent of Markets and
Slaughter Houses.

APPENDIX 'A'

Statement showing the receipts under different items during the year 1957-58 and of the previous year.

Serial No.	Particulars.	1957-58.		1956-57.	
		Rs.	nP.	Rs.	a. p.
1	Stallage charges	11,73,801	87	11,35,360	12 0
2	Squatter Fees	8,83,227	96	9,00,302	6 6
3	Fair Ground fee at Bandra Slaughter House ..	3,73,285	74	3,83,321	0 6
4	Slaughter and removal fees collected at the Bandra Slaughter House, DeLisle Road, Sheep Market and Pig Slaughter House.	7,58,432	45	6,71,820	1 6
5	Licence fees from stalls and shops in the Municipal Markets	8,190	00	8,170	0 0
6	Licence fees for doing different types of business at the Bandra Slaughter Houses.	17,556	00	18,908	0 0
7	Licence fees from Private Market owners	* 40,323	08	39,861	2 0
8	Licence fees from firms dealing in foreign fish and imported meat, ham, bacon Sausages etc.	1,500	00	2,004	0 0
9	Licence fees for outside meat shops	13,751	75	14,145	8 0
10	Licence fees from butchers in Private Markets	4,131	00	4,387	8 0
11	Licence fees from brokers in different Municipal Markets ..	53,700	00	50,600	0 0
12	Licence fees from Kamatries, slaughterers etc, in Arthur Road Slaughter House, Jhatka Slaughter House, etc.	1,275	00	1,340	0 0
13	Scale-shed fees at A. C. Market.	4,29,007	76	4,61,604	11 6
14	Sale of the Right of blood at the Bandra Slaughter House ..	23,251	00	23,251	0 0
15	Sale of the Right of removing bone pieces at Bandra Slaughter House.	500	00	400	0 0
16	Nokarnama Fees	1,269	00	1,360	0 0
17	Cold Storage Fees	61,697	54	74,646	4 6
18	Ground Rent	68,023	00	27,481	10 0
19	Chawl Rent	11,022	16	12,292	5 0
20	Miscellaneous Receipts	73,392	17	67,402	6 6
	Total Rs. ..	39,97,337	48	38,98,658	11 6

* A sum of Rs. 1,45,144- has been held under Deposit

V. PERIYAN,

For Superintendent of Markets and Slaughter Houses.

APPENDIX 'B'

Statement showing the number of stalls occupied and vacant, and the Gross receipts and expenditure etc., in respect of the Municipal Markets and squatter areas.

Name of Market	Total number of stalls.		Average No. of stalls vacant per quarter.		Stallage charges 1957-58.	Squatter fee, licence fees etc., 1957-58.	Total gross receipts 1957-58.	Total expenditure 1957-58.	Net receipts 1957-58.	Net receipts 1956-57.	Increase or decrease in the net receipts over the previous year.	Total cost of Markets upto 31-3-58.	Percentage of Net Receipts over the cost.
	1957-58	1956-57	1957-58	1956-57									
Colaba ...	45	45	4	4	14,131-83	10,849-57	24,981-40	13,693-96	11,287-44	7,598-06	+ 3,689-38	97,556	11.5
Fort ...	170	170	18	17	50,674-63	15,086-44	65,761-07	34,611-89	31,149-18	42,391-00	-11,241-82	4,30,880	7.2
Arthur Crawford	1,018	1,018	26	24	6,34,723-91	6,64,021-88	12,98,745-79	2,90,112-55	10,08,633-24	10,01,428-81	+ 7,204-43	24,22,789	41.6
Pork(Dhobi Talao)	3	3	5,880-00	6-00	5,886-00	5,462-47	423-53	577-12	- 153-59	20,888	2.0
Bhuleshwar ...	201	201	16	16	55,471-36	784-00	56,255-36	20,843-56	35,411-80	35,530-25	- 118-45	29,427	120.3
Masjid Bunder ...	4	4	540-00	9,780-83	10,320-83	9,729-81	591-02	1,958-44	-1,367-42	17,346	3.3
Erskine Road ...	815	815	105	106	2,26,178-37	29,570-68	2,55,749-05	97,732-34	1,58,016-71	1,57,299-75	+ 716-96	5,97,612	26.4
Peddar (Mazgaon)	24	24	9,042-00	26,687-45	35,729-45	19,040-31	16,689-14	19,744-31	-3,055-17	57,863	28.8
Chawpatty ...	69	69	19	17	6,825-00	7,873-48	14,698-48	13,085-77	1,612-71	6,964-12	-5,351-41	4,67,280	0.3
Ferguson Road...	24	24	5	4	9,181-00	27,912-03	37,093-03	20,231-81	16,861-22	17,126-19	- 264-97	25,473	66.2
Kamathipura ...	84	84	6	5	18,931-42	9,051-75	27,983-17	16,169-39	11,813-78	13,200-56	- 1,386-78	55,498	21.1
DeLisle Roadsheep	48	48	19,065-00	25,270-00	44,335-00	14,802-20	29,532-80	14,935-62	+ 14,597-18	25,000	118.1
New Worli ...	43	43	3	4	19,875-00	21,278-07	41,153-07	14,361-63	26,791-44	28,641-62	- 1,850-18	1,79,947	14.4
Prabhadevi ...	9	9	3,020-00	18,962-10	21,982-10	18,362-05	3,620-05	13,442-75	- 9,822-70	23,819	15.2
Elphinstone Road.	39	39	17,773-00	51,404-67	69,177-67	26,244-70	42,932-97	38,889-50	+ 4,043-47	31,843	134.8
Dadar ...	10	10	4,120-00	1,65,290-18	1,70,410-18	49,668-54	1,20,741-64	78,992-56	+41,749-08	1,516,76	79.6
Gopi Tank ...	11	11	10,970-00	50,284-21	61,254-21	18,205-26	43,048-95	43,148-94	- 99-99	64,790	66.4
Dongri MI. Mkt.	136	136	3	8	67,399-35	16,082-08	43,481-43	22,307-81	61,173-62	55,447-87	+ 5,725-75
Gold Mohur castle	3,00,273-64	3,00,273-64	98,154-66	2,02,118-98	2,20,900-69	-18,781-71	5,16,603	39.1
Plantain Mkt. at Byculla	70,240-56	70,240-56	13,234-92	57,005-64	49,506-12	+ 7,499-52
Squatter Area:-													
Parel Village	2,262-64	2,262-64	1,335-73	926-91	20-44	+ 906-47
Total ...	2,753	2,753	205	205	11,73,801-87	15,23,972-26	26,97,774-13	8,17,391-36	18,80,382-77	18,47,744-75	+ 86,132-24 - 53,494-19	52,16,490	

V. PERIYAN,
For Superintendent of Markets and Slaughter Houses.

APPENDIX "C"

Statement showing the number of animals slaughtered or removed for private slaughter and the amount of slaughter and removal fees, etc., levied thereon during the year 1957-58.

Description of animals.	April 1957.	May 1957.	June 1957.	July 1957.	August 1957.	September 1957.	October 1957.	November 1957.	December 1957.	January 1958.	February 1958.	March 1958.	Total No. of animals.	Total amount of slaughter fees, etc. Rs. nP.
	Buffaloes	471	488	485	504	479	474	489	487	497	491	446		
Bullocks (Bombay)	5,138	4,314	4,130	4,481	4,318	4,828	5,080	5,483	5,839	5,485	4,939	5,244	59,279	88,919.00
Bullocks (Bandra)	552	569	614	623	601	610	658	666	671	628	568	614	7,374	7,374.00
Sheep and goats for Bombay	90,103	94,758	95,523	99,524	89,749	91,165	1,04,011	97,520	1,01,814	1,00,438	90,095	1,07,164	11,61,864	2,90,466.00
Do. Bandra	4,688	5,418	5,784	6,004	5,868	5,378	5,598	5,493	5,627	5,447	4,868	5,906	66,079	12,393.21
Pigs imported at Arthur Road Slaughter House.	963	846	923	959	1,213	1,014	949	1,129	1,772	1,040	942	992	12,742	15,927.50
Piglings Do. do.	30	24	19	33	18	33	16	28	69	32	48	52	402	402.00
Slaughtered piglings imported for private consumption in Bombay	4	2	...	3	...	1	1	...	16	4	1	...	32	32.00
Pigs slaughtered at Arthur Road Slaughter House	954	866	836	987	1,182	982	952	1,063	1,698	981	986	1,004	12,491	15,613.50
Piglings Do. do.	30	21	19	33	18	33	16	28	69	32	48	52	402	150.36
Live horned cattle removed to Bombay	2	...	1	11	2	3	2	5	1	2	29	145.00
Live horned cattle removed to Bandra	4	2	3	2	2	13	35.00
Live horned cattle removed for shipping
Live sheep and goats removed to Bombay	9,486	9,823	11,543	15,641	9,559	8,591	12,886	13,096	13,990	11,454	10,610	14,485	1,41,164	140,621.00
Do. do. Free	22	35	47	42	33	33	26	29	60	62	84	70	543	...
Do. do. Bandra	7,713	7,802	9,763	10,917	8,823	8,351	11,709	11,041	12,012	12,725	10,132	11,796	1,22,834	46,036.23
Do. do. for shipping	991	20	25	15	25	...	15	15	25	1131	423.90
Live sheep and goats for private slaughter in Bombay	2	1	2	67	...	1	...	19	15	...	13	26	146	146.00
Live sheep and goats removed by DeLisle Road Sheep Market Fadkarees	2,952	3,071	3,372	7,226	2,859	3,849	4,565	4,773	4,405	4,450	3,452	4,576	49,550	49,550.00
Live sheep and goats slaughtered in the chamber of DeLisle Road Sheep Market	677	964	956	1,057	46	1,003	1,327	1,018	1,535	1,215	923	1,190	11,911	2,977.75
Total ...	1,24,756	1,28,990	1,33,999	1,48,076	1,24,808	1,26,324	1,48,274	1,41,865	1,50,058	1,44,429	1,28,072	1,53,605	16,53,256	7,58,467.45

324

V. PERIYAN,
For Superintendent of Markets & Slaughter Houses.

MUNICIPAL PRINTING PRESS

Subject: Administration Report for the year 1957-58.

Shri S. G. Tolat, B.A., (Hons.), was in charge of the Press during the period under report.

225 Tons of Bleached and Unbleached Paper were purchased during the period under report.

The printing work of the various Departments of the Corporation has increased considerably during the year. Over and above their Budget Estimates, Establishment Schedules, Municipal Chief Auditor's Administration Report, Electric Supply, Motive Power, Domestic Electrical Appliances Hire Bill Forms, Mileage Cards Canteen Coupon Books, several other jobs were also executed for the B. E. S. & T. Undertaking at a total cost of Rs. 89,083.20.

In addition to the above, 92 voluminous jobs required in connection with the Civic Elections of May 1957 were carried out by the Press at a total cost of Rs. 12,870.45.

A statement of jobs carried out and the pages printed for the Corporation and its various Committees as well as for the B. E. S. & T. Undertaking during the year under report as compared with those in the previous year is given below:—

Description.	1956-57		1957-58	
	Jobs	Pages.	Jobs.	Pages.
Departmental Printing	6,523		7,639	
Departmental Stationery	1,402		1,420	
Private Parties Printing	79		81	
B. E. S. & T. Printing	37		37	
Corporation and its Committees		25,386		27,270
Corporation and its Record		7,926		9,311
B. E. S. & T. Committee		2,206		1,570
Total	8,041	35,518	9,177	38,151

The number of jobs carried out at the Press exceeded the previous year's figure by 1,136 and the number of pages by 2,633.

"The Bombay Civic Journal", the accredited organ of the Bombay Municipal Corporation, continued to be printed and published every month by the Press.

A statement showing the quantity of paper consumed during the year under report as compared with that of the previous two years is given below:—

Description of Paper.	1955-56		1956-57		1957-58	
	Rate per lb. Rs. nP.	Quantity consumed in tons.	Rate per lb. Rs. nP.	Quantity consumed in tons.	Rate per lb. Rs. nP.	Quantity consumed in tons.
White	0.62	113½	0.76	136½	0.83	131
Badami	0.51	12¾	0.56	2¾	0.64	4½
Other Kinds	0.97	65½	1.06	63	1.12	90¾
		<u>191½</u>		<u>202½</u>		<u>226½</u>

Profit and Loss Account and Pro-forma Balance Sheet as on 31st March 1958 are appended hereto. Transactions for the year closed with a surplus of Rs. 16,827 on a total turnover of Rs. 10,42,994 as against the surplus of Rs. 8,519 on a total turnover of Rs. 9,75,490 for the previous year.

The work of implementing the recommendations of Messrs. Ibcn Ltd. on the reorganisation of the Press continued departmentally.

The Labour Staff on 28th February 1958 consisted of 227 workers as against 230 workers on 28th February 1957.

S. G. TOLAT,
Manager, Municipal Press.

MUNICIPAL PRINTING PRESS
Profit and Loss Account as at 31st March 1958

EXPENDITURE				INCOME				
Dr.	Rs.	nP.	Rs.	nP.	Rs.	nP.	Rs.	nP.
Materials—								
Paper, etc, stock at the beginning ...	94,055	32						
Do. Add Purchases ...	2,76,352	24						
Do. outstanding Liabilities ...	86,113	00						
Balance in Reserve Bank of India ...	7,455	19						
	4,63,975	75						
Do. Deduct stock at the end ...	79,767	26	3,84,208	49				
Ink stock at the beginning ...	169	71						
Do. Add Purchases ...	1,602	51						
	1,772	22						
Do. Deduct stock at the end ...	297	52	1,474	70				
Binding Materials stock at the beginning ...	16,791	77						
Do. Add Purchases ...	25,052	88						
	41,814	65						
Do. Deduct stock at the end ...	9,609	54	32,235	11				
Mono Metal stock at the beginning ...	1,68,163	56						
Do. Add Purchases ...	16,833	75						
	1,84,997	31						
Do. Deduct stock at the end ...	1,75,747	44	9,249	87				
Line Metal stock at the beginning ...	60,664	19						
Do. Add Purchases ...	9,108	56						
	69,772	75						
Do. Deduct stock at the end ...	66,284	11	3,488	64				
Materials Non-consumable and Books and Dead Stock at the beginning ...	11,264	25						
Do. Add Purchases ...	2,658	56						
	13,922	81						
Do. Deduct stock at the end ...	11,111	28	2,811	53	4,33,468	34		
Out-work ...			25,346	66				
Do. outstanding liabilities ...			9,628	00	34,974	66		
Wages ...			3,11,560	54				
Do. outstanding liabilities ...			7,500	00	3,19,060	54		
Departmental Expenses—								
Rent ...	3,954	45						
Repairs and Maintenance—								
(a) Building ...	453	70						
(b) Machinery ...	5,724	66						
Do. outstanding liabilities ...	704	00						
Lighting ...	2,642	05						
Do. outstanding liabilities ...	676	05						
Gas Charges ...	1,089	87						
Electric Charges ...	3,007	56						
Do. outstanding liabilities ...	810	53						
Debt Charges ...	61,961	74						
Depreciation ...	101	82	81,126	43				
General Expenses—								
Staff Salaries ...	83,220	11						
Do. outstanding liabilities ...	3,335	00						
Provident Fund ...	22,470	00						
Contingencies (Miscellaneous) ...	5,297	32						
Telephone Charges ...	1,133	86						
Advertisement ...	272	62						
Printing ...	2,003	46						
Do. outstanding liabilities ...	720	00						
Stationery ...	854	83						
Maintenance of Delivery Van ...	979	70						
Do. outstanding liabilities ...	111	00						
Private Works ...	88,908	42	2,09,306	32	2,90,432	75		
					10,77,936	29		
					16,827	34		
Net Surplus ...					10,94,763	63	10,82,351	98
							4,956	46
							10,82,308	44
								7,455
								19

MUNICIPAL PRINTING PRESS

Balance Sheet as at 31st March 1958

LIABILITIES		ASSETS			
	Rs. nP.	Rs. nP.		Rs. nP.	Rs. nP.
CAPITAL—			(1) Plant and Machinery ...	1,72,996 92	
(1) Advances from Net Premia Fund ...	1,58,233 30		Less—Depreciation up to 31-3-1958 ...	1,38,932 93	34,063 99
Less—Amount repaid ...	1,28,578 31		(2) Plant and Machinery Depreciation Fund Investments (in respect of Machinery purchased from Surplus Cash Balance), <i>Vide Contra</i> ...		4,409 00
	29,654 99		(3) Plant and Machinery purchased out of Different Special Funds ...	1,16,998 64	
(2) Advances from the Surplus Cash Balance ...	4,409 00	34,063 99	(4 & 5) Plant and Machinery purchased out of I.—General Supervision, Collection of Revenue, Item No. 7, Conversion of Crusher Godown at Carnac Bridge ...	1,55,903 69	
Plant and Machinery Depreciation Fund Account ...		4,409 00	Do. Books and Dead Stock ...	11,640 38	
(3) Advances from Capital Works Loan Funds—Plant and Machinery Purchased out of Different Special Funds ...	1,16,998 64		Do. cost of Crusher Building ...	3,47,028 95	
(4) Advances from Capital Works—Loan Funds, I.—General Supervision, Collection of Revenue, Item No. 7, Conversion of Crusher Godown at Carnac Bridge ...	4,05,450 75		(6) Plant and Machinery Purchased out of Net Premia Fund ...	48,766 19	
(5) Do.— ...	1,09,122 27		Do. Books and Dead Stock ...	3,396 12	
(6) Advances from Net Premia Fund ...	52,162 31		(7) Plant & Machinery purchased out of Net Premia Fund ...	29,564 06	
(7) Advances from Capital Works—Loan Funds—Plant & Machinery purchased out of Net Premia Fund ...	29,564 06		(8) Plant and Machinery Depreciation Fund Investment in respect of Machinery purchased from Special Fund ...	2,250 00	
(8) Advances from Special Fund charges to be met out of Plant & Machinery Depreciation Fund. ...	2,250 00		Less—Depreciation upto 31-3-1958 ...	7,15,548 03	
Less—Amount Repaid ...	94,729 03	6,20,819 00	Work in Progress ...	94,729 03	6,20,819 00
			Stock of Paper, etc., ...	1,74,412 66	
			Mono Metal—Balance as per last year ...	89,674 32	
			Do. Additions during the year ...	1,68,163 56	
			Less—Written off ...	16,833 75	
			Line Metal—Balance as per last year ...	1,84,997 31	
			Do. Additions during the year ...	9,249 87	
			Less—Written off ...	60,664 19	1,75,747 44
			Material Non-Consumable— Balance as per last year ...	9,108 56	
			Do. Additions during the year ...	69,772 75	
			Less—Written off ...	3,488 64	66,284 11
			Books and Dead Stock— Balance as per last year ...	5,625 94	
			Do. Additions during the year ...	2,563 40	
			Less—Written off ...	8,189 34	6,476 70
			Deposits with Reserve Bank of India ...	1,712 64	
			Bills due from Departments ...	5,638 31	
			Do. from Private Parties ...	104 68	
			Less—Written off ...	5,742 99	4,634 58
Outstanding Advances as on 31-3-1958...		11,48,431 07		11,109 41	7,455 19
				5,79,469 70	
				44,276 37	6,23,746 07
		18,07,723 06			11,48,431 07
					18,07,723 06

S. G. TOLAT,
Manager, Municipal Press

K. E. M. Hospital and Seth G. S. Medical College

Administration Report for the year 1957-58.

This year the King Edward VII Memorial Hospital and the Seth G. S. Medical College completed 30 years of their services in the matter of rendering medical relief and imparting medical education to the students. A report about the staff, departments and the work that was done during the year in these institutions is given below.

Dean

Dr. S. G. Vengsarkar, M.D., F.C.P.S. held the post of the Dean throughout the year, except from 20th January 1958 to 18th February 1958 when he was on leave.

Assistant Dean.

Dr. V. V. Jadhav, M.B., B.S., held the post of the Assistant Dean through out the year.

Professorial Staff.

Dr. G. M. Kurulkar, M.B.B.S., Professor of Anatomy (Temp.) who retired from 13th July 1953 on account of superannuation, has been continued after superannuation till 12th July 1958 or till the post is permanently filled in, whichever is earlier.

Dr. R. G. Chitre, M.Sc., Ph.D., F.R.I.C., Assistant Professor of Biochemistry who was on deputation to Burma under a W. H. O. Scheme from 6th October 1956, resumed his duties on 1st January 1958.

Dr. S. K. Gokhale, M.Sc., A.I.I.Sc., F.R.I.C., was appointed as post-graduate teacher in Biochemistry from 6th October 1956 to 31st December 1957.

Dr. R. S. Satoskar, M.B.B.S., Ph.D., who was on study leave abroad for the study of tracer technique with the help of a scholarship from Messrs. Glaxo Laboratories, resumed his duties from 17th January 1958.

Dr. D. N. Pai, Lecturer in Anatomy is on study leave abroad for one year under a Rockefeller Foundation Fellowship for training in Preventive and Social Medicine from 2nd September 1957.

Study Tours.

Dr. J. V. De Sa, M.S., Hon : Aural Surgeon, went to U. S. A. on study tour from 22nd April 1957 to 8th July 1957 and attended the 6th International Congress of Otorhinolaryngology in Washington, International Voice Conference at Chicago, Conference in Fascio Plastic Surgery in New York and was appointed Hon : Fellow of the Association of Plastic Surgeons of America.

Dr. S. C. Desai, M.D., Hon : Dermatologist, went on study tour to Stockholm, Sweden, on 13th May 1957 and returned on 9th August 1957 after attending the International Congress in Dermatology.

Educational Programme.

New method of integrated teaching for the undergraduate students is continued.

Research Activities.

A number of research activities were carried out at the Hospital and College under the auspices of the Indian Council of Medical Research, Council of Scientific and Industrial Research, the K. E. M. Hospital and Seth G. S. Medical College Research Society and through the help of some pharmaceutical firms like Unichem Laboratories, Ciba Pharma Ltd., and Himalaya Drug House as per details given in Appendix No. 33. (Printed in departmental copies)

Library.

During the year, 315 books were added to the Library as against 237 books during the previous year. Out of these, 152 were presented to this Library as stated in Appendix No. 32 (printed in departmental copies) Our grateful thanks are due to the donors.

The number of books and periodicals issued for reading on the premises of the Library to undergraduate and postgraduate students and teachers was 32,952. 2,028 books and 1,878 periodicals were issued on loan outside the Library to our Honorary and Professorial staff and on inter-library loan.

260 periodicals were borrowed on inter-library loan from the various medical and research institutions in the neighbourhood and the Bombay University Library to meet the needs of our readers.

As in the past, reference material was supplied by this library throughout the year to the Microfilm Service Unit at the Tata Memorial Hospital for providing microfilms and photostat copies required by institutions throughout India.

Museum.

25 wet and dry specimens were replaced in the Anatomy Museum during the year. The total number of wet and dry specimens in the Anatomy and Comparative Anatomy sections stood at 1,727. In the Pathology Museum 39 new specimens were mounted and 74 old specimens were remounted during the year. The total number of specimens in the Pathology Museum was over 1,950. In the Artist's section, 1014 graphs, photographs, photo-micrographs, etc., were prepared during the year.

Hostel.

The number of students residing in the Male Students' Hostel was 147 and that in the Lady Students Hostel was 28. Both the hostels were fully occupied and a number of applications for rooms had to be turned down for want of vacancies. In order to meet the increasing demands of the undergraduates and also to accommodate internes, research workers and post-graduates, a new hostel has been acquired recently at Naigaum. This Dormitory-hostel will accommodate 84 students.

Gymkhana.

The year under review has been productive of many achievements.

The Annual Athletic Sports were held on 2nd January 1958 at the College Stadium. The Municipal Commissioner, Shri V. L. Gidwani, presided and Mrs. Gidwani gave away the prizes to winners.

Shri C. J. Messer won the Men's individual championship and Smt. P. Rodrigues won the Women's championship.

Our College proved our supremacy in Gujrati Elocution Competition by winning the Babubhai Jhaveri Trophy for the third year in succession.

Shri M. B. Luktuke won the prize for the third place in the Marathi Elocution Competition for Dr. B. N. Purandare Trophy.

Our College students took part in the inter-collegiate Dramatic Competition when Shri G. V. Acharya was awarded a special prize for his brilliant performance in Marathi Drama.

Cricket Department.—The College won the first round in the Inter-collegiate Cricket Tournament. Shri V. K. Sukhtankar deserves a special mention for the brilliant century in this match.

In the Inter-Medical Badminton Tournament Smt. Prabha Bhagwat and Smt. Sneh Kapoor won the Ladies Doubles title.

In the Inter-Medical Carrom Tournament Smt. Sudha Joshi and Smt. B. M. Borkar won the Ladies' Doubles event.

Dr. P. M. Mehta Trophy for Inter-Medical Volleyball was won by the 4th Year.

Shri N. M. Mehta was adjudged the Best Cadet at the Annual Camp held at Lonavala.

General.

Dr. G. M. Kurulkar, Professor of Anatomy, was elected President of the Anthropology and Archeology Section of the 45th Session of the Indian Science Congress. Dr. K. D. Desai, Assistant Professor of Anatomy and Dr. S. M. Bhatnagar, Lecturer in Anatomy, read papers at the Session.

Scientific and Educational Films were shown during the year to the staff, students and members of the Nursing staff of these institutions.

Dr. R. J. Vakil, M.D., M.R.C.P., etc., Hon. Physician and Lecturer in Medicine, was awarded the 'Padma Bhushan' by the President of the Indian Republic on the Independence Day for his outstanding medical research work.

Publications.

Subjects of articles published by the members of the Honorary, Professorial and other staff during the year are shown in Appendix No. 34 (printed in departmental copies).

New Department.

A new Department of Preventive and Social Medicine was started in November 1957. Smt. J. H. Jhirad, Medico Social Worker was specially sent abroad under the Rockefeller Foundation Fellowship for training in this field. After her return a Health Clinic was established on 20th January 1958 under the able guidance of a Committee consisting of Dr. S. G. Vengsarkar, Dean, and members—Dr. P. Raghavan, Professor of Medicine, Dr. U. K. Sheth, Professor of Pharmacology, Dr. P. K. Gandhi, Demonstrator in Hygiene and Dr. R. G. Chitre, Assistant Professor of Biochemistry. Since then 52 families were examined and a complete record of their physical examination and environmental and social conditions has been maintained up-to-date. This Centre is utilised as field work for internes and medical students. Smt. Jhirad, Medico Social Worker and Smt. Kalokhe, Public Health Nurse, visited families to survey social, environmental, hygienic and health problems. Home visits were paid by students as part of the teaching programme in Preventive & Social Medicine.

NEW CONSTRUCTIONS, EXPANSION AND EXTENSIONS

K. E. M. Hospital.

During the year 1957-58 the following works were completed:—

(1) Construction of a ward over the pavilion wards Nos. 1 and 5 to accommodate 40 beds for children patients.

(2) Extension of the eastern pavilion for (i) starting an Obstetric Department with 69 beds on the ground floor, (ii) extension of the existing Gynaecological Department, adding 22 beds to the existing 35 beds, on the first floor and (iii) a new ward for female patients on the second floor with an accommodation of 62 beds.

With the supply of necessary equipment etc., these wards, with addition of 193 beds, will be opened for receiving patients shortly.

(3) The Convalescent Home will accommodate 120 convalescent patients in its four wards and the Physiotherapy Centre and School. Provision has also been made for a library and a recreation hall for the patients. Quarters for the medical, nursing and labour staff etc., are constructed in the compound.

The following works were in progress:—

(1) Additions and alterations on the ground floor and addition of first floor to the X-Ray Department for installing new equipment etc., in the Department.

(2) With the grant-in-aid from the Rockefeller Foundation the work of construction of a floor over the Out Patients' Department for accommodation of the full-time departments of Medicine and Surgery and Research Laboratories, was started in March 1957 and the building work would be completed by the end of June 1958. The costly equipment for research and operation theatres, clinics, etc., is also being received which will be installed in these departments.

SETH G. S. MEDICAL COLLEGE.

So far as the Seth G. S. Medical College is concerned the following works were completed :—

- (1) Construction of an additional floor over the Lady Students' Hostel.
- (2) The Dormitory at Naigaum, Parel, has been provisionally taken over for additional accommodation of the Under-graduate, Post-graduate, Research Students and the Internes.

Accommodation of patients in Wards in the K. E. M. Hospital and their particulars.

The number of scheduled beds in the Hospital was 550, but, as usual, there was constant overcrowding in all the wards, particularly, in Ward No. III (Children) and Ward No. IV (Orthopaedic—Male) where the crowding was to the extent of 200 per cent. in excess of the scheduled number of beds and in Ward No. I (Female—Medical) and Ward No. VIII (Female—Surgical) where the number of patients exceeded by about 150 per cent. over the respective scheduled number of beds.

The average number of in-patients in the wards was 736.5. This figure would have been much more had it not been for the labour strike and Influenza epidemic during which period the admissions and stay of patients had to be restricted and reduced.

The distribution of beds according to sex and departments is shown in Appendix No. 1 which will have to be altered with the addition of new wards. As usual, there had been a heavy demand on the hospital beds. Even after imposing restrictions on admission in order to control excessive overcrowding, the total number of patients admitted for indoor treatment during the year 1957 was 27,208 as against 23,874 in 1956, 21,732 in 1955 and 20,895 in 1954 which shows that the admissions are on the rise progressively since the last year. The attendance of patients in various departments is shown in the tables No. 11 & 12 attached to this report.

The members of the Medical Relief and Public Health Committee who paid a visit to the Hospital in December 1957 had observed the overcrowding in various wards. The highest number of in-patients in the hospital on a single day during the year 1957 was 844 in spite of the restrictions imposed on admission. Particulars of indoor and outdoor patients are shown in Appendix No. 2.

Results of treatment of the Indoor patients.

Out of the total number of 27,911, inpatients, (27,208 inpatients admitted during the year 1957 and 703 being balance of the previous year), 7,321 were discharged as cured, 10,618 were relieved, 7,115 either left the hospital against medical advice or were otherwise discharged and 2,099 died (excluding 7 still-born). At the end of the year, 758 patients were in the hospital under treatment.

The total number of patients who died in the hospital during the year 1957 was 2,099 out of whom 792 died within 24 hours of their admission, 508 died after 24 hours but within three days of their admission and 799 after three days of their admission.

Highest attendance on a single Day.

The highest number of out-patients attendance on a single day during the year 1957 was 3316. The highest number of new cases attending the outdoor departments on a single day was 980 while the highest number of old cases attending on a similar day was 2,575. The highest number of casualty cases brought to the hospital Casualty Department on a single day was 220 and that of patients admitted was 122.

Outdoor Special Departments and their working.

The attached appendices and tables show the attendance of patients and volume of work in various outdoor departments. Besides the usual departments, such as Medical, Surgical, Ophthalmic, Dental, etc., which are found in all general hospitals, this hospital has the privilege of having special departments, such as Medico Social Service, co-ordinated out-patients' department of Preventive and Social Medicine, the Occupational Therapy and the Physio Therapy Centres, for rendering medical relief service.

Medico Social Service Department.

The department continued to render social services to the patients despite shortage of staff, as only one Medico Social Worker had been carrying out the departmental activities for a period of seven months. Patients who were unable to complete the treatment due to psycho-social problems were also referred to this department for investigation of social, environmental and psychological factors. The aim and object of the services rendered is to rehabilitate the patients by helping them to return to normal activities as far as possible. This is accomplished through case work service by helping the patients to understand their diseases and nature of the treatment plans. The welfare activities included giving help in the form of injections, costly drugs, appliances, travel expenses etc. Patients facing difficulties of accommodation during treatment period were provided with accommodation. Welfare Agencies and Institutions were approached for help when patients required services other than those provided by the hospital. Active participation of patients' relatives, employers or others concerned, was also solicited in the welfare of the patients. Follow-up activities were continued mainly in the Thoracic Clinic as well as in other units of the hospital. Active participation has been continued in the Psychiatric and Preventive and Social Medicine Departments.

The following figures show the work done during the year 1957 in the above department:—

Number of cases attended from Psychiatric Department		Number of cases attended to which were referred from other Units.	
Social histories	... 105	Referrals for injections, drugs, etc.	... 108
Colateral contacts	... 2	Appliances	... 43
Follow-up	... 100	Travelling expenses	... 8
		Accommodation	... 51
		Colateral contacts	... 27
		Cases referred to other welfare agencies and institutions.	21
		Cases referred specially for explanation of treatment and diseases.	5
		Follow-up	... 150

The Physiotherapy Centre and School.

The Physio Therapy School and Centre, which was started in 1953 as a joint venture of the Central Government, the Government, of Bombay and the Bombay Municipal Corporation, continued to show steady progress. In November 1957 a major event for the School occurred as the School and the Centre were shifted from their old premises in the K. E. M. Hospital to the new premises on the ground floor of the newly constructed Convalescent Home, opposite Tata Memorial Hospital. The new accommodation allotted to the School and Centre is larger in area than the previous one.

It is hoped that the situation of Physiotherapy School and Centre right in the Convalescent Home would be of great service to the patients at the Convalescent Home for whom physiotherapy is more useful and indicated.

Staff.—One post of the Head, Physiotherapy School and Centre, was created on a temporary basis provisionally in September 1957. Shri M. M. Shahani, who was administering the School and Centre since December 1955, was promoted to the post.

School.—Twelve out of fifteen students of the 3rd batch successfully completed their training and were awarded diplomas in June 1957 at a Convocation Function presided over by Dr V. R. Khanolkar, M.D. (Lond), Director, Indian Cancer Research Centre.

Out of the remaining three students, two were declared successful at the re-examination held in October 1957.

Fourth and fifth batches, each of 14 students, were under training.

Out of these students, one student from Thailand has been on a W.H.O. Fellowship.

Post-graduate Students. 3 students were registered for post-graduate work in the following fields:—

Physiotherapy in Chest and Cardiac (Surgical) conditions.

Physiotherapy in Neurological conditions.

Physiotherapy in Gynaecology.

The teaching programme in Physiotherapy subjects was carried on by Shri Manik Shahani and Shri A. V. Muzumdar. More integration with the Occupational Therapy Centre in the teaching of medical subjects was achieved this year.

Detailed syllabus of the course was distributed to all the teachers for their guidance.

A programme of joint seminars and educational film shows with the Occupational Therapy students was chalked out for the term starting from 16th November 1957. The first Seminar on 'Polio myelitis' was successfully held on 11th December 1957.

Department.—The department was divided into different sections, according to the type of treatment viz., Exercise Therapy Room, Gymnasium, Electrotherapy Room, Radiation and Short Wave Diathermy Room. One staff member was made responsible for each section. This will improve the efficiency of the department and also help the student's clinical training programme. The statistics of the patients referred etc., were as follows while detailed statistics are given in the Appendix printed in departmental copies.

	1953	1954	1955	1956	1957
Patients referred to P. T. Department	... 2,521	5,005	5,438	5,549	4,727
Total number of treatments given	... 47,409	74,986	78,466	91,927	74,022

The work of the department continued to be integrated with other departments in the Hospital *viz.*, Occupational Therapy Centre, Social Service Department, Orthopaedic and Neurological departments, etc.

Facilities were given to the Bombay Rehabilitation and Training Centre to use the Physiotherapy department for the treatment of their patients and for the training of post-graduate students. A series of lectures on Rehabilitation were arranged for the Physiotherapy students in co-operation with the U. N. Rehabilitation team of experts.

A small wing of the Department for the treatment of indoor patients of the K. E. M. Hospital was maintained.

Conclusion.—The shifting of the School and department to the Convalescent Home this year is a major event in the history of the Centre. This would help to contribute to the growth of the school as well as the Centre and would help to meet the needs of the patients in the Convalescent Home in future.

Occupational Therapy Centre and School.

The Occupational Therapy Centre and School continued to function satisfactorily during the year 1957. The number of patients referred to the Centre was 2,780, while the total visits given to the patients by the Centre were 26,565. During the year, new activities, such as plastic collars for the patients with neck injuries and plastic splints for various hand injuries and deformities, were undertaken. The quality of temporary wooden limbs was improved. Adapted equipment for different types of cases, including leprosy cases, was done by the students under the supervision of the staff.

In January 1957 Smt Mira R. Bastikar, B.A. (Hons.), O.T.D., Occupational Therapist, who secured United Nations Technical Assistance Administration Fellowship for six months, went to U.S.A. and returned in July 1957. There were some changes in the staff during the year. The post of the Senior Occupational Therapist was discontinued and a temporary post of Occupational Therapist was created and held by Smt. Nirmala Dalvi. In September 1957, Smt. Mira R. Bastikar (alias Smt. Mira M. Shahani) was promoted to the post of Assistant Director. Smt. K. V. Nimbkar who was the Honorary Director of the Centre and School since November 1950, retired in September 1957 and since then Smt. Mira M. Sahani continued to be in charge of the Centre and school. Smt. Nimbkar was appointed in September 1957 as Honorary Advisor for a period of one year.

Convocation of O. T. School.—The 6th batch of 18 students was awarded diplomas at a function held in June 1957 which was presided over by Dr. V. R. Khanolkar, M.D. (Lond.), Director Indian Cancer Research Centre. 32 students from the 7th and 8th batches were under training. A programme of educational films and seminars was gone through with the co-operation of the Physiotherapy Centre and School for the benefit of the students of both the schools. The work done in the Centre and School is shown in the Appendix printed in departmental copies.

United Nations Rehabilitation and Training Centre.

The Rehabilitation and Training Centre and the establishment of a Demonstration Project in Rehabilitation, as approved by the Government of India, was started at the K. E. M. Hospital on 14th November 1955. The Project was sponsored by the Government of India, the State of Bombay and the Bombay Municipal Corporation with assistance from the United Nations and the World Veterans Federation.

Under the supervision of the Managing Committee, consisting of two representatives of each of the above bodies, the Centre, with the United Nations' experts assigned for the Projects, assisted in building and expanding the existing rehabilitation services at the various Hospitals in Bombay area, including the K. E. M. Hospital. They also helped in strengthening the rehabilitation and training programme of the Occupational Therapy and Physiotherapy Departments of the K. E. M. Hospital. However, for certain administrative purposes, the Centre was made an autonomous body with effect from 1st April 1957.

The Centre which was so far accommodated in the K. E. M. Hospital shifted to occupy accommodation temporarily, in the Convalescent Home from 13-11-1957. During the year under report, the Occupational Therapy and Physiotherapy Centres and Schools co-operated with the Rehabilitation and Training Centre in training of students of that Centre as well as rehabilitation training work.

Prophylactic Immunisation Centre.

The Centre continued to work on all the days of the year from 3 P.M. to 5 P.M. The attendance of patient has been progressively increasing and the total number of new and old patients treated during the year was 21,801 as against 19,995 during the previous year. The patients who attended at the Centre for treatment, came not only from the nearby localities but also from far off places like Colaba, Kalyan, Virar etc. The number of new cases of dog bite that attended the Centre was 2,895 as against 2,893 in the previous year. Immunisation against typhoid, cholera, plague, diphtheria and small-pox, was also done at the Centre. Besides the public, medical students, nurses and other staff are immunised at this Centre against prevalent infectious diseases.

Leprosy Clinic.

The Clinic started in November 1955 for diagnosis and treatment of cases of leprosy that are not advanced, worked satisfactorily. The patients were examined on Tuesdays, and Fridays between 8 a.m. and 12 noon. One Medical Officer and one Social Worker from the Acworth Leper Home managed the examination of the patients and performing of the necessary investigations, including section biopsy and administered treatment. During the year the Clinic treated 991 cases.

Neurology Department.

This department which was started for the diagnosis and care of the non-surgical neurological cases, was working satisfactorily throughout the year under report 841 new cases and 5244 old cases were treated in this department and 403 cases were admitted as indoor patients. Certain of the cases examined in this department were transferred to the Neuro-surgical unit for various further specialised investigations and treatment etc.

Neuro Surgical Department.

Dr. H. M. Dasture, M.S., F.R.C.S., was appointed as Assistant Hon. Neuro Surgeon from 2nd May 1957 and as Asstt. Neuro Surgeon from 1st June 1957 in which capacity he has been working at present. This department is meant for the surgical care of disorders or diseases of the brain and spinal cord. This is an all India upgraded department financed and sponsored jointly by the Bombay Municipal Corporation and the Government of India. No new outdoor cases were issued from this Unit but many cases from Neurological and other Units in the Hospital were examined and treated. During the period from June 1957 to December 1957, 44 cases were investigated and 184 operations were performed.

Electrocardiography Department.

The Department carried on its activities satisfactorily. A Van Slyke's apparatus for blood gas analysis was purchased. During the year, 1,495 electrocardiograms were taken.

Electro-encephalography Department.

The Department rendered assistance in the diagnosis of nervous and psychiatric disorders in patients 554 electro-encephalograms were taken during the year.

Nursing Staff.

During the year, 36 nurses were trained for Junior Examination and 42 for Senior Examination out of which 25 and 32 nurses, respectively, passed in the said examinations held by the Bombay Nursing Council. The total number of nursing staff was 246, inclusive of the supervisory staff.

Prizes were awarded to the members of the nursing staff who obtained highest number of marks in the various examinations etc. Two members of the nursing staff were sent to attend the Annual Conference of the Trained Nurses' Association of India which was held at Patna. One member of the staff has been deputed to the United Kingdom to undergo training in Neuro-Surgical Operation Theatre technique and nursing. The training period is about one year.

The arrangement of sending three nurses to the Arthur Road Hospital for training in Infectious Diseases was continued during the year.

The cost of the nursing establishment worked out to Rs 188.17 per nurse per mensem as against Rs. 186.62 in the previous year.

Nurses' Welfare Fund.

The Nurses' Welfare Fund was instituted in the year 1931 for promoting the welfare of and providing amenities to the nursing staff. The fund was managed by a Committee of which the Dean has been the President. Every nurse was an ordinary member of the Welfare Fund Committee. Functions, such as dances, dramas and tournaments were organised by the committee during the year and winners were awarded prizes. This provided the members of the nursing staff with opportunities to bring out their talents. A small library was maintained and a few daily newspapers and periodicals were purchased from the Fund. A sum of Rs. 27,973 was invested in Government Promissory Notes which were kept in safe custody with the Central Bank of India Ltd., Bombay. Several ladies helped in the maintenance of the Fund and took keen interest in the welfare of the nursing staff. During the year, members of the nursing staff also held meetings for discussing academic and administrative problems.

Medical Officers.

The number of Medical Officers during the year 1957-58 was 83, out of which 65 were provided with rent-free residential accommodation on the premises. There are seven family quarters and 52 single rooms for housing, the medical staff. The Resident Medical Officers run their own mess with the help of some servants and crockery etc., which are provided by the Municipal Corporation. Provision on a small scale has been made for some indoor games. The Resident Medical Officers have a small library in the quarters. This is run out of the individual contributions by the Resident Medical Officers. Certain periodicals, such as Time, Reader's Digest etc., are purchased for the library. The periodicals after they are read, are donated to the patients' Library of the Hospital.

Supervisery, Technical etc., staff.

During the year 1957-58, the supervisory, clerical and technical staff, was 125. Some of the staff was provided with rent free quarters in the hospital compound so that their services could be availed of during emergencies or at odd hours.

Labour Staff.

The labour staff, technical and others, numbered 699 during the year 1957-58. Some of the essential staff was provided with rent free quarters in the B. D. D. Chawls at Naigaum and some in the quarters within the Hospital compound. There were altogether 239 rooms available for the labour staff.

The Labour Welfare Centre, which is run by the Labour Office was functioning well as usual. The Centre carried on the usual activities, such as recreation, adult education, classes of sewing, needle work and embroidery work for the women folk of the labour staff. The Centre has been provided with a radio receiving set for the recreation of the labour staff, also swings, see-saw and chute for the children to play. A small creche has been provided where young children of labour staff on duty, were taken care of and given milk, biscuits and clean linen.

Strike by the Labour Staff.

The labour staff of the Hospital and College had decided to strike work on 25th June 1957 on account of their demands for revision of grades etc., but fortunately the strike did not materialise. Again on 13th

July 1957, for the same reasons, the labour staff went on strike in the morning but resumed duty on 14th July 1957. However, as a result of decision taken by the Municipal Mazdoor Union, asking all the Municipal Hospital staff to strike work, they went on strike again from 16th September 1957 to 19th September 1957. During the above emergencies steps were taken to see that the patients were not inconvenienced and those whose condition was serious were retained in the wards and the rest who were not in a serious condition of health were conveyed to their homes in the Hospital and Fire Brigade Ambulances. The students of the Seth G. S. M. College, the Resident Medical officers, the students of the Occupational and Physiotherapy Schools and the medical, nursing etc., staff of the Hospital rendered valuable voluntary help in the management of the daily routine work of the Hospital including that of labour duties. Some of the patients and their relatives also assisted the doctors and nurses in looking after the comforts of serious patients. The labour staff resumed work on 20th September 1957.

The Hospital and College Staff Co-operative Society.

The K. E. M. Hospital and Seth G. S. Medical College Employees' Co-operative Credit Society Ltd., worked satisfactorily during the year of the report. The Annual General Meeting of the Society was held in September 1957. The total number of members on the roll, by 30th June 1957, was 769. The share capital amounted to Rs. 1,80,528 on 30th June 1957 as against Rs. 1,70,007 on the corresponding date. The amount of loans advanced was Rs. 3,31,734 while the recovery amounted to Rs. 2,92,432. The average amount of loan granted was Rs. 510 per loanee. The net profit for the Society during the year ended 30th June 1957 amounted to Rs. 16,648.87 as against Rs. 13,355.06 in the previous year. The Reserve Fund stood at Rs. 23,660 and the total of the other funds was Rs. 8,711. A dividend at the rate of 50 p.p. per paid up share of Rs. 10 each i. e., 5 per cent. was declared for the year ended 30th June 1957. The accounts upto 30th June 1957 were audited by Government and internal auditors and the Society was given 'A' Class. The office of the Society is housed in the Hospital compound which arrangement is found convenient for the staff to make enquiries regarding rules, loans, membership etc.

Facilities for Patients and their Relatives.

The following were some of the facilities provided for the patients and their relatives at this Hospital:—

Gift Shop.—The Gift Shop was started in 1950, in the Out-patient Department, to enable the patients and their relatives to obtain their small requirements, such as clean bottles for medicine, cigarettes, biscuits, etc., without difficulty and without having to go out of the Hospital premises. The shop is financed by the Poor Box Charity Fund of this Hospital to which all proceeds are credited and from which necessary expenses are met. Penicillin and streptomycin injections were also sold at this Shop.

Recreation Room and Library.—A small library has been maintained at the Hospital for the benefit of the indoor patients. It has been provided with books, magazines, periodicals and daily newspapers. Some of the books were donated by philanthropic donors whereas some magazines were purchased through the Poor Box Charity Fund. A radio receiving set, carrom boards and draughts were also provided for recreation of the patients. Ambulatory patients took advantage of the library. A wheeled trolley with books, magazines, cigarettes etc., was taken round the various wards for bed-ridden patients who were unable to visit the library. The proprietors of 'Bombay Samachar' supplied six copies of their daily paper free of charge for which thanks are due to the Proprietors.

Dr. Bhajekar Hospital for Incurable Diseases.

The Hospital was declared open on 2nd September 1956. It has an accommodation of 38 beds. Helpless patients, suffering from diseases that have no reasonable hope of cure and yet need medical and nursing care, are admitted in this Hospital, as such patients are not generally admitted in any other Hospital.

The water supply on the premises was noticed to be inadequate and the difficulty of the water storage and water supply was overcome by repairing the old storage tanks, supply of additional storage tank of 1000 gallons capacity and installation of a suction pump with tank, at a total cost of Rs. 3,712.

During the year 1957, 95 patients were admitted and 14 were the balance left over from the last year. Out of 109 patients, 59 were discharged and 25 died leaving a balance of 25 patients at the end of the year. The maximum number of inpatients on a single day was 33 and the daily average 23 in the year.

Dr. R. R. Pai, M.D., was working as the Resident Medical Officer throughout the year. The supervisory, nursing and the clerical staff was 16 in number while the labour staff numbered 23. Some of the staff has been provided with rent free quarters on the premises.

The total expenditure, including the liabilities, for the year 1957-58, amounted to Rs. 59,243 approximately and the daily average cost worked out to Rs. 7.08 per patient. Some books and magazines were supplied to the patients which were brought from the K. E. M. Hospital.

Family Health Centre.

The Family Health Centre at the Hospital continued to function satisfactorily during the year. Those members of the public who attended the Centre were examined, investigated and advised how to maintain good health. Instructions were given to those members of the family in whom some defects or disorders were detected, to attend the related out-patient department of the Hospital for necessary further investigations and prompt treatment. The Centre had on its establishment a Health Visitor who went round visiting families and explained to them the advantages of a routine check up at the Centre. A statement of work done at the Centre during the year is printed in the departmental copies of this Report.

The Children's Nursery.

It was observed that the patients' relatives who came to visit the patients admitted in the Hospital were in the habit of bringing little children with them and taking them to the wards, thus exposing them to the possible risk of infection. A room in the Out-Patients' Department was set aside in charge of a trained nurse and equipped with toys and pictures where the relatives visiting the patients, were persuaded to leave their children

The experience has been that the relatives are reluctant to keep their children in the Nursery for various reasons but the main reason put forth has been that 'the children are brought to Hospital so that their relatives who are warded could see them'.

Ambulance Service.

The Hospital has two ambulance cars. The scheduled rate charged for engaging the services of the ambulance cars is Rs. 6 for first one hour of hire and then Rs. 3 per half hour or a fraction thereof. The services of the ambulance are available between 8 A.M. to 12 noon and from 2 P.M. to 6 P.M. though emergency calls are attended to at all hours. During the year one ambulance was out of order for about two months. The ambulance service is free to all the poor and deserving patients.

Advisory Medical Board.

During the year 1957, the Advisory Medical Board held eight meetings of the Honorary and Professional staff including one Special Meeting.

Staff Society Clinical Meetings.

The Staff Society of the K. E. M. Hospital and Seth G. S. Medical College held ten meetings during the year 1957 including one special meeting when nine papers on various subjects were read. A quarterly journal named 'Journal of Post-graduate Medicine' was started in the year 1955 and four issues were published during the year 1957. The journal publishes some of the articles on various types of research work carried out at these institutions as well as that at the other Municipal institutions and also some of the papers read at the Staff Society's meetings. A grant of Rs. 1,000 was sanctioned by the Bombay Municipal Corporation towards helping the activities of the Society.

The K. E. M. Hospital and Seth G. S. Medical College Research Society.

The following research enquiries were undertaken at K. E. M. Hospital and Seth G. S. Medical College during the year 1957 under the auspices of the above Society and the expenses are met from the interest accrued on Rs. 6 lakh being the corpus of the Society and also from donations received from certain pharmaceutical Companies:—

- (1) Hormonal imbalance in Metrorrhagia Haemorrhagica was continued during this year.
- (2) The Vaginal Cytological Study and Urinary Aminoacid Tests from the point of view of pregnancy prognosis.
- (3) Further study on Blood protein in Toxaemia of pregnancy by paper Electrophoresis; Prothrombin contents of the blood and the estimation of fibrinogen.
- (4) Further investigation on the immunological properties of proteins of human cataractous lense and immune Electrophoresis of the bovine and rabbit lenses.
- (5) Further study on the Incidence and Causation of Splenomegaly.
- (6) Study on the nature of pathogenic fungi encountered in common superficial and deep mycosis
- (7) Use of photo-metrazol in Electroencephalography with regard to epilepsy, hysteria and schizophrenia.
- (8) Cardiac catheterization; estimation of Sodium and Potassium and Chlorides in patients with congestive cardiac failure and estimations of urea-nitrogen, sugar, cholesterol and urea-clearance test in cases of hypertension.
- (9) Clinical trails of DIABORAL—an oral antidiabetic compound.
- (10) Autopsy study of Myocardial infarction with special reference to Coronary circulation.
- (11) Study on the use of Tetracyclines and Testosterone propionate in elevating the serum proteins of Hypo-proteinaemic patients in whom major surgical operations are to be undertaken.

Shantilal Mathuradas Blood Bank.

The Shantilal Mathuradas Blood Bank worked satisfactorily during the year. Blood was collected from donors who were paid out of the Poor Box Charity Fund. The amount so spent was Rs. 21,750. The number of blood samples supplied for transfusion during the year was 2,059. The details of the various investigations carried out in the Bank during the year, are shown in the last part of the Appendix of Central Clinical Laboratory which is printed in the departmental copies of the report.

Dr. Jivraj N. Mehta Phar. Laboratory.

The work done in the Laboratory during the year 1957 was satisfactory as can be observed from the following details:—

- (1) Injactable—40,727 transfusion bottles, 500 cc. each, of 13 different types of transfusion fluids and 5,261 ampoules of 8 different types of injectables, were prepared. 725 litres of looes sterile injectable solutions were also prepared.

The approximate market value of the ampoules and the contents of the bottles manufactured was Rs. 64,817.

- (2) Stains and other solutions for clinical use—about 51 litres was prepared.

- (3) Analytical work—30 samples of drugs, etc., were analysed of which five failed to conform with official requirements.
- (4) Pharmacopial work—Revised formulary for the various sections is being prepared under the guidance of Pharmacopial Committee under the Chairmanship of Dr. U. K. Seth, M.D., Professor of Pharmacology, Seth G. S. Medical College.
- (5) Tutorial work—The Pharmacist helped in taking extra tutorials for the revision students which work was managed by the College staff formerly.

As regards the work in the laboratory the production has much stepped up since 1952 when 26,988 bottles of transfusion fluids, such as saline, glucose saline, etc., were manufactured, whereas in 1957 as many as 40,727 bottles were manufactured. This was possible with the addition of one Barnstead Still of 10 gallons capacity and one Deioniser. With the present space, staff, machinery etc., the maximum capacity of production has been already reached. It will be necessary to replace the old machinery, purchase new one and have more space and staff for the laboratory, in order to be able to increase the output, to cope up with the increasing demand from wards, particularly in view of the addition of about 200 beds to the existing number at this Hospital as a result of extension of wards and addition of new departments. A scheme for production of 280 bottles of transfusion fluid per day is under consideration.

Donations by Philanthropic Bodies and Persons.

During the year 1957, the following institutions and persons donated articles as mentioned below. These articles were used for the patients irrespective of race, caste and creed. Many thanks are due to them and also to those others who have donated miscellaneous articles.

Name of Donor.	Articles donated.
The Council of Organisation for Relief Services, Overseas, U.S. A. (through the Arch-Bishop of Bombay). Imperial Tobacco Co.	Milk powder, cheese, rice and wheat ... Milk and bread.
Shah Narottamdas Nemchand & Co.	... Sweet limes.
Smt. Dhanwanti Motimal	... Sweet-limes and oranges.
Indian Red Cross Society	... Milk powder.
Shri Harbhagwan Govindram	... Toffees.

Certificates.

17,038 certificates of different categories, as mentioned below, were issued during the year 1957. A sum of Rs. 5,106 was realised on account of scheduled fees charged in respect of some types of certificates :—

Kind of Certificate.	No. of certificates issued.
Under Workmens' Compensation Act	... 860
With medical opinion	... 2,308
Injury certificates to police in medico legal cases (free)	... 1,714
Injury certificates to patients in medico legal cases (paid)	... 170
Municipal employees' injury certificates for leave (free)	... 410
Insurance purposes	... 57
Ordinary certificates stating period of treatment (free) approximate	... 11,400
Essentiality certificates re: treatment given to Government servants etc.	... 119

Court cases.

In connection with the medico-legal cases of this hospital, the Resident Medical Officers were summoned by the various Courts of Magistrates, High Court etc., not only in the city but also in the courts in far off places like Virar, Kalyan Khed, Rajapur etc., for giving evidence. During the year 1957 the RMOs were summoned to give evidence in 597 cases.

School Clinic.

With a view to checking the health and giving prompt medical care, where ever necessary to a large number of students attending primary Municipal schools and in view of the extended limits of the City by which many more schools have been added to the city schools, it was considered essential to expand the activities and therefore the establishment of the school clinic at the K. E. M. Hospital. The Expansion Scheme was brought into effect from 2nd January 1957 in which the main feature was the examination and treatment, etc., of the children on five days instead of on restricted days as in the past. All the departments viz, Medical, Ophthalmic, Dental, Skin and Aural were working on five days in a week for ten months during the year, excluding the May vacation. The School Clinical Organisers brought the school children in Municipal buses for examination in the K. E. M. Hospital at 2-30 P.M. and after issuing them their case cards they were examined upto 4-30 P.M. by various specialists.

Dr. C. B. Dhurandhar, M.B., B.S., D.O., Hon. Ophthalmologist, was incharge of the School Clinic till 24th December 1957 when he retired due to superannuation. Since March 1958 the Asstt. Hon. Physician,

Dr. M. D. Motashaw, M.D., has been entrusted with the examination of the school children and the administrative work of the clinic.

During the month of April 1957 and the period from July 1957 to March 1958, the examination and treatment of the school children attending the primary municipal schools was continued when 2,516 new and 23,894 old cases were attended to and examined in various departments. The common complaints amongst the children examined were, anaemia, bronchitis, roundworm infection, cervical adenitis, tonsillitis, otitis media, caries of teeth and Vitamin 'A' deficiency etc.

190 children were operated upon in the Aural department, Refraction was done on 340 children and glasses were prescribed to 304 children. 26 children, in addition to the 190, as stated above, were admitted in wards for various complaints, such as, anaemia, bronchitis, bleeding after tonsillectomy operations etc. kagrams, electroencephalograms and electro-cardiograms were taken whenever necessary. Eight children were referred to the Physiotherapy Centre and three to the Occupational Therapy Centre for necessary treatment. 170 cases were treated with massive Vit. 'A' injections.

The total expenditure on the expanded school clinic during the year 1957-58 amounted to about Rs 38,600.

MISCELLANEOUS

Influenza Epidemic.

During the months of May and June 1957 when a wave of 'Influenza' epidemic caught the city, a large number of patients suffering from Influenza attended the Hospital. Members of the staff were also not free from the attack of Influenza. The medical and nursing staff of the Hospital and students from the S. G. S. Medical College volunteered their services to help the authorities at Arthur Road Hospital where the Influenza patients were admitted for examination and treatment in a large number. Five Honorary Physicians, some House Physicians, ten nurses and seventeen medical students were sent to the Arthur Road Hospital and advice was also given by the Dean regarding the organisational set-up at the Out patient's Department there when he was requested to visit the Arthur Road Hospital along with the Municipal Commissioner.

A second wave of 'Flu' was expected and as a precautionary measure a meeting of the representatives of the medical profession was held in July 1957 to consider adopting of measures for control of the epidemic and means for prompt treatment etc. A sample random survey of families who were caught in the epidemic, was undertaken when medical students went round from house to house and collected particulars in the special proforma provided by the Executive Health Officer. Over 1,600 families were thus surveyed.

Railway Accident.

On 2nd June 1957, in the morning, a railway accident took place near Sewtee-Wadala Station of the Central Railway on the Harbour lines. The hospital treated 60 persons involved in the accident out of which 41 were admitted for indoor treatment. Ten out of these died as a result of the injuries sustained. The Hospital staff worked day and night to render prompt relief to these injured patients.

Appendices.

The attendance of the patients in various Departments with other particulars are shown in the appendices attached and some of the appendices are printed only in the departmental copies of the report.

Visitors to the Hospital and College.

The following is the list of prominent persons who visited the Hospital and College during the year 1957 :—

Name of visitor	Date of visit.
Dr. Smt. Chandrasekhar, Union Deputy Health Minister, New Delhi	... 2nd January 1957.
Dr. Bugher, Director, Rockefeller Foundation, New York and Director, Department of Medical Education and Public Health	... 22nd January 1957 and 18th February 1957.
Dr. William Hobson, W. H. O. Geneva	... 22nd January 1957.
Professor J.G. Scadding, T. B. Specialist, Dean of Post Graduate Institute in Chest Diseases, London	... 22nd January 1957
Dr M C Balfour, MD, Associate Director, Rockefeller Foundation of U. S. A. New Delhi	... 18th February 1957.
Mr. Curtin Campagne, Secretary General of World Veterans Federation	... 8th March 1957.
Dr. H. De Vautewille, Professor of Obstetric Gynaecology, Geneva University, Switzerland and President of International Federation of Obstetrics and Gynaecology	... 9th March 1957.
Dr. David E. Goldman, Scientific Research Officer, Naval Medical Research Institute, U S A	... 20th March 1957.
Dr. A. Piper, Director of the Children's Hospital, Medical Faculty of the Leipzig University, Germany	... 20th April 1957.
Mrs. Rosa Coutelle, Medical Director and Paediatrician, Leipzig University Germany	... 20th April 1957
Dr. J. R. McGibony, Professor of Medical and Hospital Administration, School of Public Health, University of Pittsburgh	... 5th June 1957.
Dr. L. R. Allen, M.D., representative of Rockefeller Foundation of New York, New Delhi	... 5th June 1957.
Dr. S. W. B. Bile, Lecturer in Pharmacology, Faculty of Medicine, Colombo	... 6th June 1957.
Dr. J. D. Grossman, Emeritus Professor of Veterinary and Comparative Anatomy, Ohio State University U. S. A.	... 3rd July 1957.
Shri V. Shrinivasan, Deputy Director General of Health Services, New Delhi	... 19th July 1957.
Mr. Tunku Yaacob, Chairman Public Health Commission, Kuala Lumpur	... 26th July 1957.

Name of visitor	Date of visit.
Dr. Mohamed Din B Ahmad, Assistant Director of Medical and Health Services, Federation of Malaya, Kuala Lumpur ...	27th July 1957.
Dr. A. A. Sandosham, Professor of Parasitology, University of Malaya, Singapore	26th July 1957.
Professor Huwe Jones, Director, Social Science Courses, University College of Swarsea, U. K. ...	14th August 1957.
Dr. Le Roy R. Allen, Rockefeller Foundation, New Delhi ...	20th August 1957.
Dr. Donald V. Wilson, Secretary General of International Society for Welfare of Cripples, U. S. A. ...	21st August 1957.
Dr. L. C. Brumpt, Professor of Parasitology, Paris ...	24th August 1957.
and on	27th August 1957
Shri V K Krishna Menon, Minister for Defence, Government of India, New Delhi	27th August 1957
Thirty Doctors from the U S. A. ...	8th October 1957.
Dr. J. L. Frew, M.D., M.R.C.P., F.R.A.C.P., Royal Melbourne Hospital, Australia	25th October 1957.
Dr. & Mrs. John B. Grant of Rockefeller Foundation, U. S. A. ...	9th November 1957.
Professor A. H. Ennor, Dean, John Curtin School of Medical Research, Australian National University, Canberra, Australia ...	14th November 1957.
Professor Dr. Ton That Tung, Vice Minister Hanoi, Viet Nam ...	16th November 1957.
Dr. Ivan L. Bennet, Junior Associate Professor of Medicine and Head of Biological Division and John Hopkin Hospital, Baltimore, Maryland, U. S. A. ...	16th November 1957.
Mr. R. K. Anderson, Rockefeller Foundation of New York, New Delhi ...	16th November 1957.
Dr. Tran Van Thain, Director of Hospital and Mr. Hong Bang, Delegates from Democratic Republic of Viet nam to XIX International Red Cross Conference	18th November 1957.
Sir Harold Gillies, C.B.E., F.R.C.S., Surgeon in charge Plastic Surgery, Queen's Hospital, Sidcup ...	10th December 1957.
Members of the Medical Relief and Public Health Committee of the Bombay Municipal Corporation ...	20th December 1957.

Expenditure out of the Budget grants for 1957-58 and Poor Box Charity Fund of the Hospital.

Expenditure out of the Hospital budget grants.—The total expenditure incurred on the maintenance of the Hospital during the year 1957-58, including liabilities outstanding at the end of the year, but exclusive of the cost of the extension scheme, amounted to Rs. 33,13,867 approximately as against Rs. 29,10,960 in the previous year. This expenditure was inclusive of the cost of maintenance and treatment of inpatients and out-patients, out-patients' departments, medical, nursing, administrative and labour staff as well as the cost of the staff for the administration, maintenance and repairs of the buildings.

During the year under report the budget grants under the following heads were found to be inadequate and had to be supplemented to the extent as shown in the following statement :—

Name of the expenditure head	Percentage of increase
Hospital	
Printing	28
Stationery	40
Books and Dead-stock	329
Telephone, Fire-alarms	25
Equipment and Apparatus	302
Drugs, medicine, surgical dressings etc.	14
Stores—General	33
X-Ray	10
Clinical and Ward laboratories	25
Clothing	37
Repairs and Maintenance—	
Building	15
Appliances	21
Maintenance of gardens	25
Electric installations	12
O. T. Centre and School—	
Miscellaneous	244
Clothing	20
Books and Dead-stock	50
P. T. Centre and School—	
Printing	77

The diet schedules for the inpatients as recommended by the Department of Nutrition, Government of Bombay, were continued during the year under report. Appendices Nos. 3, 4 and 5 illustrate the details of the cost per patient in comparison with the previous two years. Despite the increase in the cost of medicines and materials attempts were made to keep the expenditure as low as possible without detriment to the efficiency in services.

Expenditure out of the Poor Box Charity Fund.—Besides the expenditure incurred from the budget provision, a sum of Rs. 50,180-53 was spent from the Poor Box Charity Fund of this hospital during the year under report, as against Rs. 51,345-4-6 in the previous year. This amount was mostly spent for costly drugs, injections, blood transfusions, surgical appliances and travelling expenses for the poor and deserving patients of

this Hospital. The Fund continued to receive steady support from the public as well as from the patients of this Hospital. The statement of accounts are given in Appendix Nos. 30 and 31 attached.

The following articles were supplied from the Fund to the poor and deserving patients either free or against part payment :—

Name of articles.	No. supplied.
Artificial limbs—assorted	... 4 Nos.
Crutches—adjustable	... 12 Pairs
Ordinary	... 48 Nos.
Artificial dentures, complete	... 4 Sets
Tracheotomy tubes	... 7 Nos.
Smith Peterson nails	... 8 Nos.
Spectacles	... 163 Pairs
Spinal jackets	... 1 No.
Orthopaedic appliances	... 40 Sets.
Urine bottle and rubber urinal	... 2 Nos.

Donations to the extent of Rs. 24,550.12 were received and acknowledged. In addition Rs. 4,820.89 and Rs. 5,037.66 were collected from the Poor Boxes kept in the wards and out-door Departments for their contributions in cash and kind. A special mention of the names of the gentlemen and firms who have donated Rs. 500 and above during the year is made in Appendix No. 8.

Thanks are due to the authorities of Nowrosjee Wadia Maternity Hospital and Jerbai Wadia Hospital for Children for continuation of facilities given to the students of Seth G. S Medical College for clinical instructions in Obstetric and diseases of children, respectively.

Thanks are also due to the members of the Honorary, Professorial and other teaching staff for their co-operation and willing help in medical relief, education and research activities at these institutions.

S. G. VENGSARKAR,
Dean,
 Seth G. S. Medical College and
 K. E. M. Hospital.

INDEX OF APPENDICES

Serial No. of Appendix	Particulars.
KING EDWARD VII MEMORIAL HOSPITAL	
1	Distribution of beds according to classification of Departments.
2	Statement showing particulars of indoor and outdoor patients treated during the years 1957 and 1956, number of operations performed, etc.
3	Statement showing the relative cost per inpatient and outpatient per day during the year 1957-58 and previous two years.
4	Statement showing the details of cost per inpatient for the year 1957-58 and previous two years.
5	Statement showing the average cost of each new out-patient admission for the year 1957-58 and previous two years.
6	Statement showing motor accident cases treated during the years 1956 and 1957.
7	Statement showing children from the Municipal Primary Schools treated during the year 1956-57 and 1957-58 at the School Clinic.
8	Statement showing the names of donors to the Poor Box Charity Fund of the Hospital for the year 1957-58.
9	Printed in departmental copies of the report.
10	Statement showing the Senior staff of the K. E. M. Hospital and Seth G. S. Medical College.
11	Statement showing the in-patients treated in the K. E. M. Hospital during the year 1957 with classification according to department, sex, age, discharges and deaths.
12	Statement showing the out-patients (new, old and casualty) treated in the K. E. M. Hospital during the year 1957 with classification according to departments, sex and age.
13	A chart illustrating the summary according to sex, age, religion of out-patients and in-patients treated in the K. E. M. Hospital during the last three years.
14 to 29	Printed in departmental copies of the report.
30	Statement showing accounts of the Poor Box Charity Fund of the K. E. M. Hospital for the year 1957-58.
31	Balance sheet of the Poor Box Charity Fund of the K. E. M. Hospital as on 31st March 1958.
SETH GORDHANDAS SUNDERDAS MEDICAL COLLEGE	
32 to 34	Printed in departmental copies of the report.
35	Statistical information re: Students.
36	Particulars re: students in different classes, results of various examinations.
37	Annual cost and Revenue of the Seth G. S. Medical College.

APPENDIX No. 1

Distribution of beds in the K. E. M. Hospital according to the classification of Departments.

Department	Men	Women	Children	Total
Medical	132	44	12	188
Surgical and Orthopaedic	126	41	16	183
Gynaecological	...	35	...	35
Ophthalmic	20	12	...	32
Aural	12	3	8	23
Skin and Venereal	18	4	2	24
Isolation	6	3	...	9
Tetanus	5	3	2	10
Casualty	6	6
Neuro-surgical and Neurological	40	40
	365	145	40	550

APPENDIX No. 2

Statement showing the particulars of indoor and outdoor patients treated during the year 1957 and 1956, number of operations done etc. at the K. E. M. Hospital.

Particulars	1957	1956
(a) In-patients—		
(1) Scheduled strength of beds	550	550
(2) Daily average number of inpatients	736.5	758.7
(3) Total number of new inpatients admitted	27,208	23,874
(4) Average number of days each patient was resident	9.9	11.6
(b) Out-patients—		
(1) Total number of new patients	2,07,956	1,91,071
(2) Daily average number of new out-patients	795.20	722.12
(3) Total number of out-patient attendance (including casualty cases)	7,01,891	6,84,459
(4) Daily average number of out-patients attendance	2,421	2,324
(5) Number of casualty patients	50,106	48,213
(c) Operations—		
(1) Total number of operations on in-patients	9,497	9,607
(2) Total number of operations on out-patients	31,480	29,844

APPENDIX No. 3

Statement showing the relative cost per in-patient and out-patient per day during the year 1957-58 and previous two years at the K. E. M. Hospital

Particulars	1957-58	1956-57	1955-56
	Rs. nP.	Rs. n.P.	Rs. a. p.
(a) Average cost per in-patient per day	9.70	8.06	8 3 11
(b) Average cost per in-patient admission	94.84	96.59	96 12 7
(c) Average cost per out-patient attendance	0.92	1.19	1 5 1
(d) Average cost per out-patient admission	3.04	3.12	3 4 7

APPENDIX No. 4

Statement showing the details of cost per in-patient for the year 1957-58 and previous two years at the K. E. M. Hospital

Year	Diets	Drugs, dressings etc.	Stores and Linen	Heating and Lighting	Miscellaneous	Establishment	Repairs to buildings and Engineering	Total
1957-58	1.06	1.28	0.78	0.25	1.16	4.73	0.44	9.70
1956-57	0.98	1.09	0.58	0.22	0.43	4.52	0.24	8.06
1955-56	0 15 0	1 4 1	0 8 11	0 3 3	0 5 7	4 11 11	0 3 2	8 3 11

APPENDIX No. 5

Statement showing the average cost of each new out-patients admission for the year 1957-58 and previous two years at the K. E. M. Hospital

Year	Drugs & dressings etc.	Stores and Linen	Heating and Lighting	Miscellaneous	Establishment	Repairs to buildings and Engineering	Total
	Rs. a. p.	Rs. a. p.	Rs. a. p.	Rs. a. p.	Rs. a. p.	Rs. a. p.	Rs. a. p.
1957-58	1.10	0.20	0.02	0.05	1.63	0.04	3.04
1956-57	1.10	0.20	0.03	0.07	1.68	0.04	3.12
1955-56	0 14 5	0 2 11	0 0 8	0 1 1	2 0 9	0 0 9	3 4 7

APPENDIX No. 6

Statement showing Motor accident cases treated during the year 1957 and 1956 at the K. E. M. Hospital.

MOTOR ACCIDENTS							
Sex.	Attended Casualty Department during				Admitted out of those attended		Total
	1957		1956		1957	1956	
	Male	924	970	
Female	122	128	58	48
Children—							
Male	179	184	65	72
Female	97	68	33	23
Total	1,322	1,350	454	399

APPENDIX No. 7

Statement showing the children from the Municipal Primary Schools treated during the year 1957-58 and 1956-57 at the School Clinic.

Section.	1957-58			1956-57			Total	
	New cases	Old cases	Total	Referred cases	New cases	Old cases		
Aural	...	747	5,793	6,540	393	709	3,461	4,170
Medical and Surgical	...	573	5,696	6,269	268	471	3,024	3,495
Dental	...	496	2,654	3,150	401	188	1,017	1,205
Ophthalmic	...	455	3,146	3,601	186	284	1,631	1,915
Skin	...	245	2,676	2,921	165	367	1,331	1,698
Total	...	2,516	19,965	22,481	1,413	2,019	10,464	12,483

APPENDIX No. 8.

Statement showing the names of donors who have donated Rs. 500 or above to the Poor Box Charity Fund of the K. E. M. Hospital during the year 1957-58.

Name of Donor.	Donation.
	Rs.
Imperial Tobacco Co. of India Ltd. ...	1,200
Imperial Sewing Machine Co. ...	550
British India Steam Navigation Co. Ltd. ...	2,100
Bombay Coal Allocation Committee ...	5,500
Scindia Steam Navigation Co. Ltd. ...	1,000
Associated Cement Companies Ltd. ...	500
Burmah-Shell Oil Storage and Distributing Co. of India ...	800
Shri J. V. Walawalkar ...	501
Standard Vacuum Oil Co. ...	500
Seth Ratansi Manekchand and others, Trustee of late Shri Jethabhai Damji ...	501

APPENDIX No. 10.

Senior staff of the K. E. M. Hospital and Seth G. S. Medical College.

Dean:

Dr. S. G. Vengarkar, M.D., F.C.P.S., held the post of the Dean except from 20-2-1958 to 18-3-1958 when he was on leave.

Dr. V. V. Jadhav, M.B., B.S., looked after the work of the Dean from 20-2-1958 to 18-3-1958.

Assistant Dean:

Dr. V. V. Jadhav, M.B., B.S.

Professor of Anatomy:

Dr. G. M. Kulkarni, M.B., B.S., retired from 13-7-1953 but continued after superannuation upto 12-7-1958 or till the post is permanently filled in.

Assistant Professor:

Dr. K. D. Desai, M.B., B.S., B.Sc., M.Sc. (Med.).

Professor of Physiology:

Dr. K. C. Baidiwalla, M.B., B.S., Ph.D.

Assistant Professor of Physiology:

Dr. A. C. Duarte Monteiro, M.B., B.S., B.Sc., M.Sc. (Med.).

Assistant Professor of Biochemistry:

Dr. R. G. Chitre, M.Sc., Ph.D., F.R.I.C., was on deputation to Burma from 6-10-1956 to 31-12-1957.

Dr. R. K. Anjaria, M.Sc., Ph.D., appointed as acting Assistant Professor from 6-10-1956 to 31-12-1957.

Post-graduate Teacher in Biochemistry:

Sari S. K. Gokhale, M.Sc., F.R.I.C., A.I.I.Sc., from 6-10-1956 to 31-12-1957.

Professor of Pathology and Bacteriology:

Dr. N. M. Parandare, M.D., on study tour under a Rockefeller Foundation Fellowship from 20-9-1956 to 12-8-1957.

Assistant Professors of Pathology and Bacteriology:

Dr. A. N. D. Nanavati, M.D.

Dr. C. K. Deshpande, M.D.

Professor of Pharmacology:

Dr. U. K. Sheth, M.D., F.C.P.S.

Professor of Medicine:

Dr. P. Raghavan, M.D.

Professor of Surgery:

Dr. P. K. Sen, M.S., appointed from 6-7-1957.

Honorary Physicians and Lecturers in Medicine:

Dr. M. J. Shah, M.B., B.S., M.R.C.P., D.T.M. & H.

Dr. R. J. Vakil, M.D., M.R.C.P., F.R.F.P.S., on leave from 18-5-1957 to 19-6-1957 and 1-8-1957 to 2-2-1958, resigned from 1-3-1958.

Dr. J. C. Patel, M.D., M.R.C.P., Ph.D.

Dr. E. R. D M llow, M.D.

Dr. J. K. Mehta, M.D., M.R.C.P.

Dr. E. P. Bhargava, M.D., F.C.P.S.

Dr. K. K. Datey, B.A., M.D., M.R.C.P., D.C.H., D.T.M. & H., B.Sc., appointed as acting Hon. Physician from 1-8-1957 to 2-2-1958 and again from 1-3-1958.

Honorary Assistant Physicians and Lecturers in Medicine:

Dr. K. K. Datey, B.A., M.D., M.R.C.P., D.C.H., D.T.M. & H., B.Sc.

Dr. A. F. Golwalla, M.D., F.C.P.S.

Dr. J. M. Mehta, M.R.C.P.

Dr. M. D. Motashaw, M.D.

Dr. S. D. Shore, M.D., F.C.P.S., M.R.C.P.

Dr. S. L. Balse, M.D., M.R.C.P., D.C.H., D.T.M. & H.

Dr. P. D., Anjaria, M.D., appointed from 2-12-1957 to 2-2-1958.

Dr. I. J. Pinto, M.D., M.R.C.P. (E.), M.R.C.P. (Lond.).

Honorary Surgeons and Lecturers in Surgery:

Dr. A. V. Bilga, F.R.C.S., resigned from 1-5-1957.

Dr. K. G. Mansiff, F.R.C.S., on leave from 16-5-1957 to 15-6-1957, and [from 17-8-1957 to 23-9-1957.

Dr. M. M. Pandya, F.R.C.S.

Dr. A. E. D Sa, F.R.C.S.

Dr. P. K. Sen, M.S., appointed as Professor of Surgery from 6-7-1957.

Dr. R. H. Karmarkar, F.R.C.S.

Dr. C. S. Worah, M.S.

Honorary Assistant Surgeons and Lecturers in Surgery :

- Dr. M. L. Vaze, M.S., F.R.C.S.
 Dr. R. K. Karanjawalla, M.S., F.R.C.S., on study leave for 6 months from 15-4-1958.
 Dr. V. P. Mehta, M.D., M.S., F.C.P.S.
 Dr. G. D. Athia, M.B., B.S., F.R.C.S., F.C.P.S.
 Dr. V. S. Sheth, F.R.C.S.
 Dr. C. J. T. Pinto, F.R.C.S., on study leave for 15 months from 15-1-1957 to 28-2-1957.
 Dr. S. D. Deodhar, M.S., acting Hon. Assistant Surgeon from 15-1-1957 to 28-2-1957 and again from 15-4-1958 to 1-6-1958.
 Dr. H. M. Distur, M.S., F.R.C.S., (Hon. Assistant Neuro Surgeon) acting from 1-5-1957 to 31-5-1957.

Honorary Orthopaedic Surgeons :

- Dr. R. J. Katrekar, B.A., B.Sc., M.B., B.S., F.R.C.S., M.Ch.O. (Ortho.), allowed to continue after superannuation from 23-11-1955 to 31-12-1957, retired from 1-1-1958.
 Dr. A. K. Talwalkar, M.S., F.R.C.S., M.Ch.O.
 Dr. K. T. Dholakia, M.S., F.R.C.S., M.Ch. O., Ag. Hon. Orthopaedic Surgeon from 1-1-1958.

Honorary Assistant Orthopaedic Surgeon :

- Dr. K. T. Dholakia, M.S., F.R.C.S., M.Ch.O., appointed as acting Honorary Orthopaedic Surgeon from 1-1-1958.

Honorary Aural Surgeon and Lecturer in Ear, Nose and Throat :

- Dr. J. V. DeSa, M.S., D.L.O., on study leave from 22-4-1957 to 8-7-1957.

Honorary Assistant Aural Surgeons :

- Dr. S. R. Rege, M.S., D.L.O., F.C.P.S.
 Dr. P. P. Karnik, M.S.

Honorary Gynaecologists and Lecturers in Gynaecology and Obstetrics :

- Dr. K. M. Masani, M.D., F.R.C.S., continued for 2 years after superannuation from 13-2-1956 to 12-2-1958, Retired from 13-2-1958.
 Dr. B. N. Purandare, M.D., F.R.C.S.
 Dr. V. N. Purandare, M.D., F.R.C.S., Temporary from 13-2-1958.

Honorary Assistant Gynaecologists and Obstetricians :

- Dr. V. N. Purandare, M.D., F.R.C.S., appointed as Temporary Honorary Gynaecologist and Obstetrician from 13-2-1958.
 Dr. E. J. Sequeira, M.D., F.C.P.S.

Honorary Ophthalmic Surgeons and Lecturers in Ophthalmology :

- Dr. S. N. Cooper, M.B., B.S., D.O., D.O.M.S.
 Dr. C. B. Dhurandhar, M.B., B.S., D.O., retired from 24-12-1957.
 Dr. D. G. Mody, M.B., B.S., D.O., D.O.M.S., appointed as Hon. Ophthalmic Surgeon from 24-12-1957.

Honorary Assistant Ophthalmic Surgeon :

- Dr. D. G. Mody, M.B., B.S., D.O., D.O.M.S., appointed as Hon. Ophthalmic Surgeon from 24-12-1957.

Honorary Radiologists and Lecturers in Radiology and Electric Therapy :

- Dr. Z. J. Joseph, M.D., D.M.R.E., retired from 1-3-1958.
 Dr. L. H. Athle, M.B., B.S., D.M.R., M.A.C.R.

Honorary Assistant Radiologists :

- Dr. M. M. Mehta, M.B., B.S., D.M.R.E.
 Dr. M. S. Warawadekar, M.B., B.S., D.M.R.E.

Honorary Anaesthetists and Lecturers in Anaesthesia :

- Dr. B. N. Sirkar, M.B., B.S., D.A., F.F.A.R.C.S.
 Dr. G. S. Ambardekar, M.B., B.S., D.A., F.F.A.R.C.A.

Honorary Assistant Anaesthetist :

- Dr. Y. G. Bhojraj, M.B., B.S., D.A., F.F.A.R.C.S.

Honorary Dental Surgeon and Lecturer in Dentistry :

- Dr. N. H. Moghe, L.D.Sc.

Honorary Assistant Dental Surgeon :

- Dr. I. L. N. Lopez, B.E.S.

Honorary Dermatologists and Venereologist] and Lecturer in Dermatology and Venereology :

- Dr. S. C. Desai, M.D., D.V.D., on study tour from 13-5-1957 to 9-8-1957.

Honorary Assistant Dermatologist and Venereologist :

- Dr. James Fernandes, M.B., B.S., D.V.D., F.C.P.S., D.T.M. & H.
 Dr. M. W. Dhurandhar, M.D., D.V.D., appointed on temporary basis from 27-3-1958

Honorary Psychiatrist and Lecturer in Psychiatry :

- Dr. N. S. Vahia, M.D.

Honorary Assistant Psychiatrist :

Dr. V. N. Bagadia, M.D., D.P.M.

Honorary Lecturer in Medical Jurisprudence and Toxicology :

Dr. V. V. Jadhav, M.B., B.S.

Honorary Lecturer in Hygiene and Preventive Medicine :

Dr. G. N. Kowshik, M.B., B.S., B.Hy., D.P.H.

Honorary Director Occupational Therapy Centre and School :

Smt. Kamala V. Nimbkar, B.A., F.T.C., O.T.R., Honorary Adviser from September 1957.
Smt. Mira M. Shahani, B.A. (Hons.), O.T.D., Assistant Director.

Physiotherapy Centre and School :

Shri Manik T. Shahani, D.P.T., Assistant Physiotherapist.
Shri A. V. Muzumdar, B.Sc., D.P.T., Assistant Physiotherapist.

U. N. Rehabilitation and Training Centre. (Bombay Demonstration Project):

Dr. M. V. Sant, M.S., Medical Director.
Sidney Robbins, Esqr. (USA) Administrator and Vocational Rehabilitation.
John H. Venton Gough, Esqr. Physical Therapist from January 1957
Miss Françoise Lamote (Belgium) Occupational Therapist.
A. E. Whiffing Esqr., Prosthetic Expert.

APPENDIX No. 11

Statement showing the In-patients treated in the K. E. M. Hospital during the year 1957 with the classification according to Department. Sex, Age, Discharges and Deaths.

Department	Sex	In the Hos- pital on the midnight of 31st Decem- ber 1956	Admitted during the year 1957	Total	Dis- charged during the year 1957	Died during the year 1957	In the Hos- pital by the midnight on 31st Decem- ber 1957
Medical	Men	151	5,818	5,969	5,267	546	156
	Women	54	2,307	2,361	2,008	285	68
	Children— Male	30	1,940	1,970	1,548	387	35
	Female	30	1,375	1,405	1,094	285	26
Surgical	Men	111	5,986	6,097	5,726	255	116
	Women	48	1,708	1,756	1,547	159	50
	Children— Male	13	640	653	600	44	9
	Female	8	320	328	307	20	1
Ophthalmic	Men	25	526	551	528	1	22
	Women	7	282	289	277	...	12
	Children— Male	1	33	34	33	...	1
	Female	1	18	19	18	...	1
Gynaecological	Women	20	933	953	924	5	24
	Children— Female	...	4	4	4
Skin and Venereal	Men	17	187	204	180	4	20
	Women	4	47	51	46	1	4
	Children— Male	...	13	13	10	2	1
	Female	1	5	6	6
Aural	Men	12	688	700	688	2	10
	Women	3	437	440	434	3	3
	Children— Male	2	345	347	340	1	6
	Female	2	298	300	293	2	...
Orthopaedic	Men	82	1,612	1,694	1,566	47	81
	Women	36	605	641	584	20	37
	Children— Male	8	290	298	286	...	12
	Female	3	146	149	141	2	6
Psychiatric	Men	11	128	139	127	1	11
	Women	3	65	68	61	1	6
	Children— Male	...	3	3	3
	Female	...	2	2	2
Neurosurgery (From June to December 1957)	Men	...	20	20	14	2	4
	Women	1	14	15	13	...	2
	Children— Male	...	5	5	1	3	1
	Female	...	5	5	3	...	2
Neurology	Men	14	283	297	270	12	15
	Women	3	73	76	62	4	10
	Children— Male	2	27	29	22	4	3
	Female	...	20	20	16	1	3
Total	Men	423	15,248	15,671	14,366	870	435
	Women	179	6,471	6,650	5,956	478	216
	Children— Male	56	3,296	3,352	2,843	441	68
	Female	45	2,193	2,238	1,889	310	39
	Grand Total	...	703	27,208	27,911	25,054	2,099 (excluding 7 still born)

APPENDIX No. 12


A statement showing the Out-patients (New, Old and Casualty) treated in the K. E. M. Hospital during the year 1957 with classification according to Departments, Sex and Age.

Department	Sex	O. P. D. New cases	O. P. D. Old cases	Total Attendance	Casualty cases
Medical	Male	39,331	68,068	1,07,399	3,708
	Female	17,358	42,971	60,329	340
	Children—				
	Male	7,903	12,971	20,874	203
	Female	5,711	9,969	15,680	103
Surgical	Male	36,407	72,033	1,08,440	22,036
	Female	9,862	24,770	34,632	5,129
	Children—				
	Male	7,583	12,633	20,216	6,377
	Female	3,112	6,859	9,971	2,382
Ophthalmic	Male	10,170	21,106	31,276	2,051
	Female	3,579	11,180	14,759	120
	Children—				
	Male	935	3,569	4,504	122
	Female	659	2,720	3,379	45
Gynaecological	Female	6,425	33,451	39,876	12
	Children—				
	Female	27	...	27	3
Dental	Male	7,390	6,155	13,545	35
	Female	3,637	4,154	7,791	10
	Children—				
	Male	572	1,579	2,151	7
	Female	437	1,185	1,622	5
Skin and Venereal	Male	11,223	27,909	39,132	128
	Female	2,955	11,940	14,895	16
	Children—				
	Male	1,909	6,107	8,016	4
	Female	1,531	3,976	5,507	5
Aural	Male	6,951	15,761	22,712	465
	Female	3,415	10,163	13,578	120
	Children—				
	Male	2,088	4,357	6,445	316
	Female	1,639	3,345	4,984	222
Orthopaedic	Male	7,607	31,134	38,741	3,901
	Female	2,560	13,573	16,133	797
	Children—				
	Male	1,642	4,903	6,545	1,027
	Female	768	3,199	3,967	412
Psychiatric	Male	965	9,882	10,847	4
	Female	534	4,274	4,808	...
	Children—				
	Male	87	962	1,049	...
	Female	49	621	670	...
Neurosurgery (Started in June 1957.)	Male
	Female
	Children—				
	Male
	Female
Neurology	Male	480	3,219	3,699	...
	Female	239	1,268	1,507	1
	Children—				
	Male	72	363	435	...
	Female	50	394	444	...
Rehabilitation	Male	55	413	468	...
	Female	18	352	370	...
	Children—				
	Male	13	312	325	...
	Female	8	135	143	...
Grand Total		2,07,956	4,93,935	7,01,891	50,106

APPENDIX NO. 13

CHART ILLUSTRATING SUMMARY OF PATIENTS

ACCORDING TO SEX, AGE AND CASTE
treated in the K.E.M.Hospital
during the years 1957, 1956 and 1955.



APPENDIX No. 35

STATISTICAL INFORMATION

Average age of students		Year 1957-58	Year 1956-57
(i) at the time of admission	...	18.15	18.22
(ii) at the time of matriculation	...	16.11	16.03
Marital state at the time of admission—			
Married	...	1	
Betrothed	...	Nil.	
Single	...	84	
Widowed	...	Nil.	
Occupations of parents or guardians—			
Service	...	33	
Business	...	18	
Medical Profession	...	16	
Legal Profession	...	4	
Pension	...	2	
Miscellaneous occupations	...	12	

APPENDIX No. 36

Particulars regarding Students

Number of students in the different classes:—

Class	Male students	Female students	Total
1st M.B., B.S., 1st Year	61	24	85
1st M.B., B.S. 2nd Year	37	12	49
2nd M.B., B.S. 3rd Year	83	44	127
2nd M.B., B.S. 4th Year
3rd M.B., B.S. 5th Year	162	48	210
Total number of students	343	128	471
Post-graduate students including research students	110	31	141
Total	453	159	612

Candidates of the Condensed M.B., B.S. course which are included in the above figures.

Class	Male students	Female students	Total
1st M.B., B.S.	5	...	5
2nd M.B., B.S.	...	1	1
3rd M.B., B.S.	9	1	10
Total	14	2	16

Results of various Examinations.
Under graduate examinations

					Candidates sent up	No. of candidates who passed the whole examination
1st M.B., B.S.	April 1957	34	27
	October 1957	80	47
2nd M.B., B.S.	April 1957	81	56
	October 1957	58	44
3rd M.B., B.S.	April 1957	79	43
	October 1957	101	45

APPENDIX No. 36—(Contd.)

Post-graduate examinations

						Candidates sent up	No. of candidates who passed the whole examination
M.D. (Medicine)	April 1957	21	5
	October 1957	18	3
M.D. (Pathology)	April 1957	3	...
	October 1957	4	1
M.D. (Obstetrics)	April 1957	16	6
	October 1957	10	4
M.D. (Pharmacology)	April 1957	2	1
	October 1957	3	1
M.S. (General Surgery)	April 1957	21	4
	October 1957	24	8
M.S. (E. N. T.)	April 1957	2	2
	October 1957	2	...
M.S. (Ophthalmology)	April 1957
	October 1957
D.A.	April 1957	4	3
	October 1957	4	3
D.M.R.E.	April 1957
	October 1957	1	1
D.P.H.	April 1957	2	1
	October 1957	1	1
D.V.D.	April 1957	2	...
	October 1957	2	2
B.Sc. (Medical)	April 1957
	October 1957	1	1
M.Sc. (Medical)	April 1957	1	1
	October 1957
M.Sc. (Microbiology)	April 1957	3	3
	October 1957
M.Sc. (Biochemistry)	April 1957	18	10
	October 1957
Ph.D. Biochemistry	April 1957	1	1
	October 1957
D.A. (C.P. & S.)	April 1957	1	1
	October 1957	1	1
D.G.O.	April 1957	4	...
	October 1957	7	5
D.O.M.S.	April 1957	2	1
	October 1957	2	2
D.P.B.	April 1957
	October 1957
D.D.V.	April 1957
	October 1957	1	1
D.O.R.L.	April 1957	4	3
	October 1957	1	...
F.C.P.S.	April 1957	5	4
	October 1957	5	4

APPENDIX No. 37

ANNUAL COST AND REVENUE

	1956-57	1957-58
	Rs.	Rs.
Total expenditure including expenditure on hostels	... 5,80,256	6,13,094
Dearness Allowance (included in the above figures)	... 92,773	1,05,619
Revenue from Tuition fees, Hostel rent and Miscellaneous receipts	... 1,86,480	1,60,428
Revenue from Post-graduate fees	... 15,318	14,795
Gross Cost per student	... 1,247.90	1,301.69
Net cost per student	... 846.80	961.07
Income from Hostels	... 20,800	20,015
Expenditure on Hostels	... 32,622	32,969

Bai Yamunabai L. Nair Charitable Hospital & Topiwala National Medical College

Dr. L. Monterio, M.D., held the post of the Dean and Superintendent of these institutions during the year except from 13-7-1957 to 13-10-1957 when he was on leave. During the period, Dr. V. G. Kale, M.S. F.C.P.S., Professor of Anatomy, and Dr. V. B. X. Almeida, M.B., B.S., Assistant Medical Officer, were asked to look after the duties of the Dean and Superintendent respectively on a special pay of Rs. 200.00 each per month upto 25-9-1957 and thereafter Dr. V. B. X. Almeida was asked to look after the duties of the Dean and Superintendent on a special pay of Rs. 200.00 per month till 13-10-1957.

Professorial Staff.

Dr. W. B. Bhawe, B.Sc., M.B., B.S., Ph.D. (London) was confirmed as Professor of Pharmacology and Materia Medica from 16-7-1957.

Dr. V. G. Kale, M.S., F.P.C.S., Professor of Anatomy retired from Municipal Service due to superannuation from 25-9-1957 and Dr. E. J. deSouza, M.S., Assistant Professor of Anatomy took charge of the department from the same date and was appointed to the post of Professor of Anatomy from 27-9-1957 on probation for one year.

Dr. V. N. Panse, M.D., M.F.H., Assistant Professor of Preventive and Social Medicine was confirmed in the post from 1-3-1958.

Dr. M. S. Kekre, M.B., B.S., M.Sc. (Med.), Lecturer in Pharmacology and Materia Medica was appointed to the post of Assistant Professor of Pharmacology and Materia Medica from 23-9-1957 for a period of six months in the first instance.

Dr. P. M. Chaphekar, M.D., was appointed to the post of Assistant Professor of Pathology and Bacteriology from 12-11-1957 on probation for one year.

Dr. M. B. Kher, M.B., B.S., M.Sc. (Med.), was appointed to the post of Assistant Professor of Anatomy from 18-12-1957 for a period of six months in the first instance.

Foreign Study tour of the staff.

Dr. T. P. Bharadwaj, M.D., Assistant Professor of Pathology and Bacteriology was granted study leave for 14 months from 27-3-1958 to enable him to avail of the Rockefeller Foundation Fellowship for further studies abroad.

Dr. Shantilal C. Sheth, M.D., M.R.C.P., D.C.H., F.C.P.S., Honorary Paediatrician and Lecturer in Paediatrics was granted leave for six months from 1-11-1957 to enable him to avail of the W. H. O. Fellowship.

Dr. K. M. Shah, M.D., D.T.M., part-time Demonstrator in Pathology returned to India during the year.

Shri B. D. Puneekar, M.Sc., Lecturer in Physiology, who was on study leave from 28-8-1956 on a Full-bright Scholarship, resumed his duties on 15-10-1957.

Consultant.

Dr. S. Patrao, B.Sc., M.D., M.S., F.C.P.S., who was appointed as Honorary Emeritus Lecturer in Surgery for two years and Honorary Consulting Surgeon from 26-3-1957 continued to hold the appointment during the year.

Advisory Committee.

2. During the year 1957, the Advisory Committee of the College and the Hospital held one meeting.

Advisory Medical Board.

3. The Advisory Medical Board held eight meetings during the year.

Visitors.

4. The following is the list of prominent persons who visited the Hospital and College during the year 1957 :-

Name of the Visitor.	Date of visit.
Dr. Peiper, Member of Medical Faculty, Leipzig University	23-4-1957
Shri N. N. Kailas, Deputy Minister for Public Health, Government of Bombay	24-5-1957
Dr. John R. Mc.Gibony, Professor, Medical and Hospital Administration, Graduate School of Public Health, University of Pittsburgh (Pennsylvania)	7-7-1957
Dr. C. P. Wilson, Middlesex Hospital, London W-1	15-7-1957
Dr. Andrew C. Ivy, Chicago, Illinois	30-10-1957
Dr. Gladys Dodds, London	2-1-1958
Professor Reine Frisk, Department of Medicine, Karolinska Institute and Physician in charge, Medical Science, Ersta Hospital, Stockholm	27-1-1958
Dr. T. Papo, Belgrade, Yugoslavia	23-1-1958
Dr. D. V. Arneri, Belgrade, Yugoslavia	23-1-1958

Extension of the Hospital.

5. The godown belonging to Dr. M. Venkatrao and others in the Hospital compound was acquired and has been remodelled to house some of the Out-patient Departments and Stores Section of the Hospital. As a result of this change, the X-Ray Department of the Hospital is extended and the installation of the new 1000 M.A. X-Ray Machine and Angio-cardiograph Attachment and Screening Machine is under progress.

Distribution of beds.

6. The total number of beds in the hospital was 336 and all of them were fully occupied during the year. On many occasions patients had to be accommodated on the floor for want of beds. Throughout the year, on an average, 22.47 patients were admitted over the scheduled number of beds. The maximum number of in-patients on a single day, was 398. (Appendix No. 2).

Appendix No. 1 shows the distribution of the beds departmentwise.

Number of patients treated during the year.

7. The statistical tables attached to this report record in detail the attendance of patients departmentwise at Out-patients departments, etc., and the number and nature of operations performed during the year.

8. The total number of patients admitted during the year was 14,735 as against 13,650 and 13,444 in 1956 and 1955 respectively. Likewise, the number of out-patients treated during the year under report was 2,87,111 as against 2,84,072 and 2,77,237 in 1956 and 1955 respectively.

9. Out of the total number of 15,099 in-patients (14,735 admitted during the year under report and 364 previous year's balance) 6,845 were cured, 4,769 were relieved, 1,989 either left the hospital against medical advice or were otherwise discharged and 1,108 died leaving a balance of 398 patients at the end of the year.

10. Out of 1,108 deaths, 330 died within the first twenty-four hours of their admission, 254 died after 24 hours but within three days of admission and 524 died after three days of admission in the hospital.

11. The highest number of out-patients attendance on any day during the year was 1,509. The highest number of new admissions in the Out-door department on a single day was 932. Similarly, the highest number of old cases treated on a single day was 880, Casualty (Medico-legal) cases 66 and in-patients admitted were 80.

Expenditure.

12. The total expenditure incurred on the maintenance of the Hospital—including liabilities outstanding at the end of the year—amounted to Rs. 1,56,762.81 as against Rs. 13,74,691-3-3 of the last year. This expenditure included the cost of maintenance and treatment of in-patients, the cost of out-patient department the Resident Medical, Nursing and Labour as well as that of the staff for administration and maintenance of and repairs to buildings, etc.

13. Appendix No. 3 shows the relative cost per in-patient and out-patient per day during the year 1957-58 and previous two years.

14. The details of the cost per in-patient for 1957-58 and previous two years are shown in Appendix No. 4.

15. Appendix No. 5 gives the average cost of every out-patient treated in the hospital during the year in comparison with that of the previous two years.

The annual cost incurred on patients (in-patients as well as out-patients) under drugs, etc., was exclusive of the cost of the expensive drugs, blood transfusions, etc., met out of the Poor Patients' Fund which amounted to Rs. 2,89,604 during the year under report.

Certificates.

16. 8,664 certificates of various categories were issued as shown below for which a sum of Rs. 4,075.00 was recovered from the patients, etc.:-

Certificates under Workmen's Compensation Act. Form 'A'	...	24
Certificates under Workmen's Compensation Act. Form 'B'	...	263
Insurance Certificates	22
Medical Opinion Certificates	1,259
Police Certificates (free)	1,539
Police Certificates (paid)	90
Certificates to Municipal Employees	205
Ordinary certificates	5,262

17. 177 cases of poisoning were treated in the Hospital during the year under report.

Nursing Staff.

18. The arrangement of sending two nurses to the Arthur Road Hospital for training in Infectious Diseases cases was continued during the year. Two members of the Nursing Staff were deputed to attend the conference of Trained Nurses Association of India at Lucknow.

19. During the year, 15 and 26 nurses passed the Junior and Senior examinations respectively, held by the Bombay Nurses', Midwives' and Health Visitors' Council. Two students stood first in the examinations. 13 nurses also passed the Midwifery examination conducted by the Council, in which one nurse stood first.

20. The cost of the Nursing establishment worked out to Rs. 150.72 per mensem as against Rs. 148-15-0 per mensem during the previous year. This included not only the salary, uniform and dhobi allowances, honorarium paid to the medical staff for giving instructions in the nursing school, but also their mess charges, cost of electric energy consumed, and repairs to the Nurses' Quarters and the household linen and crockery.

21. Six books were purchased for the Library during the year.

Under the auspices of the Nurses' Welfare Fund (established in 1953), social functions, picnics, etc., were arranged during the year under report for the benefit of the members. The fund was managed by a Committee with the Dean as President. Ten meetings of the Managing Committee and one of the General Body were held during the year. The Nurses' Welfare Fund amounted to Rs. 1,921.85 during the year under report.

Poor Patients' Fund.

22. The fund continued to receive support from the public as well as from the patients of the Hospital (Appendix No. 6).

Donations to the extent of Rs. 15,612.11 were received during the year in addition to Rs. 12,728.66 collected from the boxes kept in the wards and Out-door departments of the Hospital.

Thanks are also due to the donors for their help in cash and kind. Names of those who have donated Rs. 500.00 and above during the year are shown in Appendix No. 7.

Donation of Dietary Articles.

23. During the year under report, the hospital received Non-fat milk powder, cheese, wheat and rice through World Church Council, Corags, Care, National Catholic Welfare Conference, Salvation Army and Indian Red Cross. Thanks are due to those agencies for their donations and help to the hospital.

Blood Transfusion and Blood Bank.

24. A munificent donation of Rs. 14,000.00 in G. P. notes and Rs. 6,000 in cash was received from Smt. Rewabai Jadhav for using the interest accrued for giving blood transfusions to the poor and needy.

Department of Preventive and Social Medicine.

25. The Out-patient Section of this department for the benefit of those who came under the Comprehensive Medical Care Plan was started from 15-10-1956. The out-patient section works in the afternoon twice a week.

The Medico-social worker attached to the department rendered help to the needy patients from this hospital who are referred by various departments as will be seen from the attached table. (Appendix No. 31).

Department of Cardiology (Medical and Surgical).

26. This department, which was opened only in 1956, besides rendering medical relief as will be seen from Appendix No. 24 has become very popular with the Post-graduates of the Bombay University attached to various institutions in the City. Regular discussions where clinical findings are integrated with various types of modern investigations are conducted on Heart Diseases.

Department of Gastro enterology.

27. Shri Mangalore Ramanath Vaman Pai, Department of Gastro-enterology, which was also started in 1956 is also doing good work as will be seen from Appendix No. 32.

Department of Physical Medicine.

28. The Rehabilitation Team under the auspices of the World Health Organization continued its assistance to the development of the Occupational Therapy and Physiotherapy Departments of this Hospital. Our thanks are due to this team for actively helping us in establishing these departments at this Hospital, which has proved to be very popular among the patients attending the hospital. It is almost fully equipped, though its expansion is handicapped because of paucity of space.

Research Work.

28A. The research works out of the donations offered by various pharmaceutical firms were started during the year and the following researches were in progress at the close of the year:

Name of Firms.

- | | |
|----------------------------------|---------------------------------------|
| 1. M/s. Ciba Pharmaceutical Ltd. | 4. M/s. Unicliem Laboratories Ltd. |
| 2. M/s. Fedco Private Ltd. | 5. M/s. Sandor Product (Private) Ltd. |
| 3. M/s. Himalayan Drug. Co. | 6. M/s. Cipla Laboratories. |

The research work on 'Incidence of Hypertension in Alcoholics' under the auspices of the Government of Bombay which was started from June 1956 continued during the year under report.

Patients' Welfare Committee.

29. The Patients' Welfare Committee consisting of staff and students worked actively during the year under report and functions etc., were organised for the benefit of the patients in the Hospital, besides their usual commitments such as handicraft, supply of medicines, etc.,. A library for the benefit of the patients was also started by the Committee during the year.

Clinical Meetings.

30. The Staff Society of the B. Y. L. Nair Charitable Hospital and T. N. M. College held four meetings during the year when three original papers with experimental studies were read. The Society also held three social functions.

Ambulances.

31. The Hospital is maintaining two ambulances. The service is free to all poor patients. During the year under report 373 poor patients were sent home in the Hospital ambulances. Well to do patients are charged fees at the rate of Rs. 6.00 per the first hour and Rs. 3.00 per subsequent hours or a fraction thereof.

The service is usually available between 8-00 A.M. to 5-00 P.M. though emergency calls are answered at all hours.

TOPIWALLA NATIONAL MEDICAL COLLEGE.**Affiliation.**

The College has been permanently affiliated to the University of Bombay for teaching the course of studies leading upto M.B., B.S. and B.Sc. (Med.) degree examinations.

Admissions.

During the year under report, 62 students (including 2 backward class students and 21 lady students) were admitted. In addition, students were also admitted to the Condensed M.B., B.S. Course.

Students.

The number of undergraduate students on the College roll at the close of the year was 354, out of which 89 were lady students. The number of post-graduate students was 75 including 5 lady students.

The authorities of the Cama and Alless Hospital continued to give facilities to the lady students of this College for attending labour cases in their hospital. Students were also sent to the Municipal General Hospital, Sion for Clinical training.

Results of the Examinations.

Results of the various examinations are as under:—

Examination.	Candidates passed.
M.B., B.S. April 1957	16
M.B., B.S. October 1957	11 New Rules. 28 Old Rules.
B.Sc. (Med.) October 1957	1
M.Sc. (Med.) October 1957	1
M.D. April 1957	1
M.D. October 1957	1
M.S. April 1957	4
M.S. October 1957	1

Prizes and Awards.

The following students won University prizes:

Name of the students.	Particulars.
(1) Dr. B. J. Damany	Dr. S. R. Moolgaonkar Gold Medal, Dr. A. P. Bacha Memorial Gold Medal, Dr. C. S. Patel Gold Medal
(2) Smt. S. S. Khullar	Lady Reay Medical Scholarship.
(3) Dr. I. A. D'Cruz	Charles Morehead Prize, Dr. S. R. Moolgaonkar Gold Medal, Dr. J. C. Lisboa Gold Medal and Prize.

Annual Cost and Revenue.

The total expenditure of the College amounted to Rs. 4,04,600.00 during the year under report as against Rs. 4,00,207.00 during the previous year. The net revenue of the College by way of Tuition Fees, Miscellaneous Receipts etc., amount to Rs. 13,329.00 as against Rs. 1,28,193.00 during the preceding year.

HOSTEL.

The total number of male students residing in the hostel was 62. Arrangements to accommodate the lady students in the Grant Medical College hostel continued during the year.

The total expenditure incurred for the hostel was Rs. 15,890.00 while the income was Rs. 4,874.00

New Hostel.

The construction work for the new hostel building started during the year and the same is nearing completion. It is expected to be ready for occupation by November 1958.

Lectures and Seminars.

During the year, a series of extension lectures clinico-pathological conferences and clinical meetings were arranged.

Library.

The total number of books added to the Library was 446 as against 421 in the preceding year. Out of these, 134 were presented to the Library.

Periodicals.

The College subscribed 128 periodicals during the year under report as against 126 during the preceding year. 28 periodicals were donated to the library.

Books were purchased and added to the following departmental libraries:—

- (1) Anatomy.
- (2) Physiology and Bio-chemistry.
- (3) Pathology and Bacteriology.
- (4) Pharmacology and Materia Medica.
- (5) Cardiology.
- (6) Physical Medicine.
- (7) Radiology.

The number of books and periodicals issued on the premises to the under-graduates and post-graduate students and the teaching staff of the Hospital and College was 18,552 as against 15,288 in the previous year. 2,564 books and periodicals were issued on loan outside the library to the Medical Officers of the Hospital and the teaching staff of the college as against 1,665 in the preceding year.

The system of issuing books and journals to the post-graduate students of the College was continued during the year.

The College library had at the end of the year 5,219 books as against 4,773 in the last year.

Museums.

Anatomy.—Attempts were made to improve the museum on modern lines. The total specimens available in the department are 450.

Pathology.—The total number of mounted specimens in the Museum was 718 and 58 new specimens were added during the year. 668 old specimens were remounted during the year.

Artist Section.

1,010 Photographs and micro-photographs, 487 lantern slides (including 25 coloured slides) were prepared for different departments of the College and Hospital. In addition to this, labels, posters, diagrams etc. were also prepared.

An additional post of Asstt. Artist was sanctioned for looking after the work of Dental College and helping the artist of the T. N. M. College.

Department of Preventive and Social Medicine.

During the year 1957, the activities and commitments of the department increased. Initially 39 families were enrolled for the Comprehensive Medical Care plan. Since then the coverage increased as more families requested to be included under this programme.

The up-to-date position is explained in Appendix No. 31.

243 persons from these enrolled families utilised the out-patient services of this department from time to time. The analysis of these patients according to the diseases state and age and sex distribution is at Appendix No. 31).

Gymkhana and other activities.

Independence Day and Republic Day were celebrated on 15th August 1957 and 26th January 1958 respectively, when Dr. J. N. Karande and Dr. S. Patrao, Ex-members of the staff, unfurled the National Flag.

The Annual Picnic of the College was arranged at Uran on 15th December 1957 which was largely attended by the staff and students. Dr. V. T. Vagh, a past member of the staff presided at the Annual College Sports Day. The Annual College Day was celebrated on 22nd December 1957 when Shri M. V. Dande, B.A., M.L.C., Mayor of Bombay was the Chief Guest. On this occasion the farewell function in honour of Drs. S. Patrao, J. N. Karande, R. T. Desai, V. T. Vagh, V. G. Kale and H. D. Patel was also held.

During the Christmas vacation, a sight seeing tour to Mysore, Bangalore and Ootacamund was organised when 20 students of this college joined the same.

A Cultural Exhibition was held in January 1958 by the students of this College.

N. C. C. Naval Medical Unit.

The N. C. C. Naval Medical Unit located at this College from November 1956 continued its activities during the year. Drs. I. K. Ramchandani, Assistant Professor of Physiology and L. G. Marquis, Lecturer in Pathology, took active part in the programmes arranged by the Unit.

New College Building.

The work of the new college building was accelerated during the year and the building is expected to be ready for occupation by June 1959.

Research.

The different departments of the College and Hospital carried out research problems as shown in Appendix No. 28.

Publications.

Articles published by the members of the staff during the year are shown in Appendix No. 29.

T. N. M. College and B. L. Y. Nair Ch. Hospital

LIST OF APPENDICES

- Appendix No 1.—Distribution of beds according to classification of Departments.
- Appendix No.2.—Particulars of indoor and outdoor patients treated during the year 1957 and 1956, number of operations done, etc.
- Appendix No 3.—Statement showing the relative cost per in-patient and out-patient per day during the year 1957-58 and previous two years.
- Appendix No 4.—Statement showing the details of cost per in-patient for the year 1957-58 and previous two years.
- Appendix No 5.—Statement showing the average cost of every out-patient completely treated during the year in comparison with that of the previous two years.
- Appendix No 6.—Table showing the number of accident cases treated during the year under report in comparison with that of the previous year.
- Appendix No 7.—Statement showing the number of donors to the Poor Box Charity Fund of the Hospital for the year 1957-58.
- Appendix No 8.—Senior Staff of the T. N.M. College and B. Y. L. Nair Charitable Hospital for 1957-58.
- Appendix No 9.—Summary of in-patients classified according to Department and sex for the period from 1-1-1957 to 31-12-1957.
- Appendix No 10.—Summary of Out-patients classified according to Departments and sex for the year 1957.
- *Appendix No. 11.—Statement showing the in-patients treated for different diseases.
- *Appendix No. 12.—Statement of cases treated in the Gynaecological and Obstetric Department of the B.Y.L. Nair Charitable Hospital during the year ending 31st December 1957. (deleted)
- *Appendix No. 13.—Statement showing patients suffering from Malignant Neoplasms classified according to type of growth, sex and age, discharges and deaths treated at B. Y. L. Nair Charitable Hospital during the year 1957.
- Appendix No. 13A.—Statement showing patients suffering from Malignant Neoplasms treated in B. Y. L. Nair Charitable Hospital during 1956 classified according to sex, site of growth and results.
- *Appendix No. 14.—Statement showing fracture cases treated in B. Y. L. Nair Charitable Hospital during the year 1957.
- *Appendix No. 15.—Statement of poisoning cases treated at B. Y. L. Nair Charitable Hospital during the year 1957.
- *Appendix No. 16.—Statement showing cases of Tuberculosis of Respiratory system treated in B. Y. L. Nair Charitable Hospital in the year 1957, as compared to the previous last four years.
- *Appendix No. 16A.—Statement showing classification according to principal sites of lesion of in-patients suffering from Tuberculosis treated in B. Y. L. Nair Charitable Hospital during the year 1957.
- *Appendix No. 17.—Classification of operations performed in the Surgical Department during the year ending 31st December 1957.
- *Appendix No. 18.—Classification of operations performed in the Orthopaedic Department of the B. Y. L. Nair Charitable Hospital during the year 1957.
- *Appendix No. 19.—Classification of operations performed in the Gynaecological Department of the B. Y. L. Nair Charitable Hospital during the year ending 31-12-1957.
- *Appendix No. 20.—Classification of operations performed in the Ear, Nose and Throat Department of Nair Hospital during the year 1957.
- *Appendix No. 21.—Classification of operations performed in the Ophthalmic Department of the B. Y. L. Nair Hospital during the year ending 31-12-1957.
- *Appendix No. 22.—Annual Report of the X-Ray and Electro-therapy Department from 1st January 1956 to 31st December 1957.
- *Appendix No. 23.—Report of the Skin and Venereal Diseases Department of the B.Y.L. Nair Charitable Hospital for the year 1957.
- Appendix No. 24.—Statement showing the number of Electro-cardiograms classified according to the clinical conditions for which these were taken in the Nair Hospital and number of Cardiac Catheterisation during the year 1957.
- *Appendix No. 25.—Statement showing laboratory investigations carried out during the year 1957 under different heads.
- *Appendix No. 26.—Statement of Accounts (Income and Expenditure) of Nair Hospital Poor Patient's Fund for the year 1957-48.
- *Appendix No. 27.—Balance Sheet—Nair Hospital Poor Patients' Fund 1957-58.
- Appendix No. 28.—Statement of Research Enquiries.
- Appendix No. 29.—List of publications by the staff.
- Appendix No. 30.—Statement showing particulars regarding students.
- Appendix No. 31.—Report of the Department of Preventive & Social Medicine for the year 1957-58.
- *Appendix No. 32.—Report of the Gastro Enterology Department of the B. Y. L. Nair Ch. Hospital for the year 1957-58.
- *Appendix No. 33.—Report of the Department of Occupational Therapy of the B. Y. L. Nair Ch. Hospital for the year 1957-58.
- *Appendix No. 34.—Report of the Department of Physiotherapy of the B. Y. L. Nair Ch. Hospital for the year 1957-58.

* These appendices are not included in M. C.'s review of Municipal Administration.

APPENDIX No. 1.

The number of beds Hospital was 336. They were fully occupied during the year under report. They were distributed as under:

Department.	Men.	Women.	Children.	Total.
Medical	60	24	...	84
Surgical	62	18	...	80
Ophthalmic	10	6	2	18
Gynaecologic	...	20	...	20
Dermatology & Venereology	12	2	2	16
Oto-rhino-laryngology	9	5	2	16
Orthopaedic	11	7	2	20
Obstetric	...	40	...	40
Paediatric	25	25
Tuberculosis	7	7
Dental	2	2	...	4
Others	4	2	...	6
Total	177	126	33	336

APPENDIX No. 2.

Statement showing the particulars of in-door and out-door patients treated during the year 1957 and 1956.

Particulars.	1957	1956
(a) In-patients—		
(1) Scheduled strength of beds	...	336
(2) Daily average number of in-patients	...	352.47
(3) Total number of new in-patients admitted	...	14,735
(4) Average number of days each patient was resident	...	8.58
(b) Out-patients—		
(1) Total number of new patients	...	1,08,720
(2) Daily average number of new out-patients	...	357.09
(3) Total number of out-patients attendance (including casualty cases)	...	2,73,225
(4) Daily average number of out-patients attendance	...	932.62
(5) Total number of casualty patients	...	13,886
(c) Operation—		
(1) Total number of operations on in-patients	...	4,727
(2) Total number of operations on out-patients	...	5,801

APPENDIX No. 3

Statement showing the relative cost per in-patient and out-patient per day during 1957-58 and previous two years.

Particulars.	1957-58.	1956-57.	1955-56.
(a) Average cost per out-patient per day	Rs. nP. 0 80	Rs. a p. 0 11 4	Rs. a p. 0 13 4
(b) Average cost per in-patient per day	...	7 15	7 11 7

APPENDIX No. 4.

Statement showing the details of cost per in-patient per day for 1957-58 and previous two years.

Year.	Diet.	Drugs Dressings etc.	Stores and Linen.	Heating Lighting and repairs.	Establishment.	Total.
1957-58	Rs. 1.14	Rs. 2.14	Rs. 0.45	Rs. 0.17	Rs. 3.25	Rs. 7.15
1956-57	1-1-10	1-8-9	0-5-9	0-3-1	3-15-3	7-2-2
1955-56	1-0-4	1-10-11	0-6-2	0-3-6	4-6-8	7-11-7

APPENDIX No. 5.

Statement showing the average cost per out-patient per day for 1957-58 and the previous two years.

Year.	Drugs Dressings etc.	Stores and Linen.	Heating Lighting & Repairs.	Establishment.	Total
	Rs.	Rs.	Rs.	Rs.	Rs.
1957-58	0.24	0.01	0.05	0.50	0.80
1956-57	0 3 7	0 0 1	0 0 8	0 7 0	0 11 4
1955-56	0 4 3	0 0 1	0 0 7	0 8 5	0 13 4

APPENDIX No. 6.

Statement of Accident Cases treated in the B. Y. L. Nair Charitable Hospital during the year 1957.

Sex.	Treated in Casualty Department.		Admitted through Casualty Department.		
	1957-58	1956-57	1957-58	1956-57	
<i>Adults—</i>					
Male	...	9394	9,262	820	677
Female	...	1,530	1,646	239	221
<i>Children—</i>					
Male	...	2,040	1,858	251	146
Female	...	922	843	169	93
<i>Total—</i>					
Male	...	10,924	10,908	1,059	898
Female	...	2,962	2,701	420	239
Grand Total	...	13,886	13,609	1,479	1,137

APPENDIX No. 7.

Statement showing the number of donors* to Poor Box Charity Fund of B. Y. L. Nair Charitable Hospital during the year 1957-58.

Serial No.	Date.	Name.	Amount.
			Rs.
1	20-4-1957	Secretary, N. M. Wadia Charities	500.00
2	21-5-1957	Smt. Rewabai Jadhav	6,000.00
3	21-5-1957	Smt. Rewabai Jadhav	14,000.00 (promissory notes)
4	21-5-1957	American Women's Club	1,500.00
5	27-5-1957	Dr. M. N. Hamim	660.00
6	3-7-1957	Associated Cement Co. Ltd.	500.00
7	14-8-1957	The Scindia Steam Navigation Co. Ltd.	1,000.00
8	15-10-1957	Prabhu Bhatka C/o Govardhan J. Jhaveri	752.00
9	24-3-1958	Shri Motilal Setalwad	865.31

* Rs. 500.00 and above.

**SENIOR STAFF OF THE T. N. M. COLLEGE AND B.Y.L. NAIR CH. HOSPITAL
FOR 1957-58**

Dean and Superintendent—

L. Monteiro, M.D.

Assistant Medical Officers—

V. B. X. Almeida, M.B., B.S.

J. B. Barfiwala, M.B., B.S. (D.G.O.)

Professor of Anatomy—

V. G. Kaie, M.S., F.C.P.S. (Retired from 25-9-57).

E. J. D. Souza, M.S. (Appointed from 27-9-57).

Assistant Professors of Anatomy—

E. J. DeSouza, M.S. (Upto 26-9-57).

M. B. Kher, M.B., B.S., M.Sc. (Medical) Appointed from 18-12-57

Honorary Lecturer in Embryology—

S. R. Nair, B.Sc., M.B., B.S., F.C.P.S.

(Continued for 3 years from 4-1-56) (after superannuation).

Lecturer in Anatomy—

M. M. Tegg halli, M.B., B.S., B.Sc. (Medical).

Professor of Physiology—

T. H. Rindani, M.D.

Assistant Professor of Physiology—

I. K. Ramchandani, M.D.

Assistant Professor of Biophysics and Biochemistry—

S. N. Narayanrao, M.Sc.

Lecturers in Physiology—

J. V. Bhatt, M.B., B.S.

B. D. Punekar, M.Sc., Ph.D. (on study leave upto 14-10-57. Resumed duties from 15-10-57).

Smt. N. N. Valanju, Ph.D. (Relieved from 14-10-57).

Assistant Professor of Preventive and Social Medicine—

V. N. Pance, M.D., M.P.H.

Professor of Pathology and Bacteriology—

K. Raman, M.D.

Assistant Professors of Pathology and Bacteriology—

T. P. Bharadwaj, M.D. (on study leave from 24-3-58).

P. M. Chaphekar, M.D. (Appointed from 12-11-57).

Smt. Jessie Andrews, M.D. (Appointed from 24-3-58 vice Dr. T. P. Bharadwaj, proceeded on leave).

Lecturers in Pathology—

Smt. Jessie Andrews, M.D. (Promoted as Asstt. Professor from 24-3-58).

J. C. A. DeCosta, M.B., B.S. (Appointed from 24-3-58).

L. G. Marquis, M.B., B.S.

Professor of Pharmacology and Materia Medica—

W. B. Bhawe, M.B., B.S., Ph.D. (Lond. Pharm.).

Assistant Professor of Pharmacology and Materia Medica—

M. S. Kekre, M.B., B.S., M.Sc. (Medical) (Appointed from 23-9-57).

Lecturer in Pharmacology and Materia Medica—

M. A. Chitnis, M.B., B.S. (Appointed from 25-3-58).

Honorary Physicians and Lecturers in Medicine—

D. D. Barnji, M.D., F.C.P.S.

V. V. Shah, M.D., M.R.C.P., M.R.C.P.E.

S. C. Sheth, M.D.

L. R. Patel, M.D., M.R.C.P., F.C.P.S.

Honorary Assistant Physicians and Assistant Lecturers in Medicine—

G. J. Kothari, M.D.

N. M. Shah, M.D., M.R.C.P.

F. P. Antia, B.Sc., M.D., M.R.C.P., M.S.

M. M. Desai, M.D., F.C.P.S., F.R.F.P.S., D.T.M. & H.

Honorary Surgeons and Lecturers in Surgery—

R. T. Desai, M.B., B.S., D.L.O., F.R.C.S., (Retired from 22-9-57).

K. N. Dastur, B.Sc., M.S., F.R.C.S. (Appointed from 22-9-57).

V. K. Desai, M.B., B.S., L.R.C.P., M.R.C.S., F.R.C.S.

A. B. C. Noronha, M.S.

M. K. Vora, M.S.

Honorary Assistant Surgeons and Assistant Lecturers in Surgery—

- K. N. Dastur, B.Sc., M.S., F.R.C.S. (Promoted from 22-9-57).
 V. G. Daftary, M.S. (on study leave from 2-8-57).
 J. S. Shah, M.S. (on leave from 1-12-57 to 23-3-58).
 K. A. Dalal, M.B., B.S., F.R.C.S. (on leave from 1-11-57 to 28-2-58).
 F. P. Soonawala, M.S. (Appointed from 22-9-57).
 K. C. Mehta, M.S. (Appointed from 16-10-57).
 S. M. Mahaluxmiwala, M.S. (Appointed from 10-12-57 to 23-3-58).

Honorary Pediatrician and Lecturer in Pediatrics—

- S. C. Sheth, M.D., M.R.C.P., D.C.H., F.C.P.S. (on leave from 1-11-57).
 N. S. Tibrewala, M.B., B.S., D.C.H., D.Ped. (Appointed from 1-11-57).

Honorary Assistant Pediatrician and Assistant Lecturer in Pediatrics—

- N. S. Tibrewala, M.B., B.S., D.C.H., D.Ped. (Promoted from 1-11-57).
 V. D. Arora, M.D., F.C.P.S., D.Ped. (Appointed from 1-11-57 to 28-2-58).

Honorary Physician (Tuberculosis) and Lecturer in Tuberculosis—

- R. M. Patel, M.D., T.D.D.

Honorary Assistant Physician (Tuberculosis) and Assistant Lecturer in Tuberculosis—

- Smt. Sundri G. Advani, M.B., B.S., T.D.D.

Honorary Orthopaedic Surgeon and Lecturer in Orthopaedics—

- M. V. Sant, M.S.

Honorary Assistant Orthopaedic Surgeon and Assistant Lecturer in Orthopaedics—

- R. M. Gaitonde, M.S., F.R.C.S.

Honorary Otorhinolaryngologist and Lecturer in Otorhinolaryngology—

- L. H. Hiranandani, M.B., B.S., D.L.O., F.R.C.S., F.C.P.S.

Honorary Assistant Otorhinolaryngologist and Assistant Lecturer in Otorhinolaryngology—

- O. Chandra, M.S., D.L.O.

Honorary Obstetrician and Gynaecologist and Lecturer in Obstetrics and Gynaecology—

- J. N. Karande, M.D., F.C.P.S., (Retired from 30-5-57).
 K. C. Shah, M.B., B.S., M.R.C.O.G., D.C.H., R.C.P. & S., L.M.
 S. N. Garde, M.D., M.R.C.O.G. (Appointed from 30-5-57).

Honorary Assistant Obstetrician and Gynaecologist and Assistant Lecturer in Obstetrics and Gynaecology—

- S. N. Garde, M.D., M.R.C.O.G. (Promoted from 30-5-57).
 N. V. Mody, M.D., M.R.C.O.G., F.R.C.S.
 S. S. Thakur, M.D., D.G.O. (Appointed from 30-5-57).

Honorary Ophthalmic Surgeon and Lecturer in Ophthalmology—

- H. D. Patel, M.B., B.S., D.O., D.O.M.S. (Retired from 26-12-57).
 A. M. Gokhale, M.B., B.S., D.O., D.O.M.S. (Appointed from 26-12-57).

Honorary Assistant Ophthalmic Surgeon and Assistant Lecturer in Ophthalmology—

- A. M. Gokhale, M.B., B.S., D.O., D.O.M.S. (Promoted from 26-12-57).
 R. Abreu, M.B., B.S., D.O., D.O.M.S. (Appointed from 26-12-57).

Refractionist—

- R. Abreu, M.B., B.S., D.O., D.O.M.S. (Promoted from 26-12-57).
 P. A. Dikshit, M.B., B.S., D.O.M.S., M.S. (Ophthal.).

Honorary Radiologist and Lecturer in Radiology—

- G. H. Nerurkar, M.B., B.S., D.M.R.E.

Honorary Assistant Radiologists and Lecturers in Radiology—

- C. T. Desai, M.B., B.S., D.T.M., D.M.R.E.
 S. G. Daftary, D.M.R.D. (Lond.) (Appointed from 1-3-58).

Honorary Anaesthesiologist and Lecturer in Anaesthesiology—

- J. H. Mehta, M.B., B.S., D.A.

Honorary Assistant Anaesthesiologist and Lecturer in Anaesthesiology—

- D. H. Mulla, M.B., B.S., D.A.

Honorary Dermatologist and Venereologist and Lecturer in Dermatology and Venereology—

- H. A. Choksey, M.B., B.S., M.R.C.P., F.C.P.S.

Honorary Assistant Dermatologist and Venereologist and Assistant Lecturer in Dermatology and Venereology—

- T. K. Mehta, M.B., B.S., D.V.D., F.C.P.S.

Honorary Lecturer in Hygiene—

- V. T. Vagh, M.B., B.S., B.Hy., D.P.H., L.M., D.T.M. & H.

Honorary Lecturer in Medical Jurisprudence and Toxicology—

- F. Noronha, M.B., B.S., D.P.H., L.R.C.P., M.R.C.P.

Honorary Lecturer in Psychiatry—

N. J. Kothari, M.D., D.P.M.

Honorary Dental Surgeon and Lecturer in Dentistry—

M. S. N. Ginwalla, D.D.S., M.S., L.D.Sc., F.I.C.D.

Honorary Medical Officer (Ante-natal Department)—

Smt. Sharad Nanavati, M.D.

Honorary Assistant Medical Officer (Ante-natal Department)—

S. S. Thakur, M.D., D.G.O. (Promoted from 30-5-57).

Smt. R. R. Gajkandh, M.D., D.G.O. (Appointed from 17-6-57).

Honorary Assistant Physician (Out-patient Department)—

N. C. Amin, M.D., D.C.H.

Honorary Assistant Surgeon (Out-patient Department)—

K. C. Mehta, M.S. (Appointed from 16-10-57).

B. J. Damany, M.S. (Appointed from 14-10-57 to 23-3-58).

S. M. Mahaluxmiwala, M.S. (Appointed from 10-12-57).

Honorary Assistant Paediatrician (Out-patient Department)—

V. D. Arora, M.D., F.C.P.S., D.Ped. (Appointed from 1-11-57 and resigned from 1-3-58).

APPENDIX No. 9.

Summary of In-patients treated in B.Y.L. Nair Ch. Hospital during the period from 1-1-57 to 31-12-57 classified according to sex and department.

Department.	Sex.	In the Hospital on Mid-night of 31-12-56.	Admitted during 1956.	Total.	Discharged during 1956.	Deaths.	In the Hospital on Mid-night on 31-12-56
Medical	Male	63	2,433	2,496	2,107	341	75
	Female	34	1,022	1,056	895	129	32
Surgical	Male	67	2,237	2,304	2,136	101	67
	Female	18	532	550	475	61	14
	Children—Male	4	217	221	199	15	7
	Children—Female	5	132	137	127	10	...
Ophthalmic	Male	10	271	281	269	...	12
	Female	7	154	161	156	...	5
	Children—Male	...	18	18	17	1	...
	Children—Female	...	19	19	18	...	1
Gynaecologic	Female	13	421	434	413	4	17
	Children—Female	...	2	2	2
Dermatology & Venereology	Male	3	96	99	89	2	8
	Female	2	17	19	77	...	2
	Children—Male	...	18	18	17	...	1
	Children—Female	...	7	8	8
Oto-rhinolaryngology	Male	6	633	639	624	3	12
	Female	5	353	358	349	...	9
	Children—Male	1	268	269	262	2	5
	Children—Female	1	266	267	262	1	4
Orthopaedic	Male	14	366	380	360	11	9
	Female	9	125	134	123	3	8
	Children—Male	3	67	70	65	1	4
	Children—Female	3	49	52	48	1	3
Paediatric Children	Male	31	1,026	1,057	828	209	20
	Female	19	774	793	570	203	20
Ante-natal & Post-natal	Female	30	2,874	2,904	2,857	7	40
Tuberculosis	Male	7	219	226	194	25	7
Cardiology	Male	5	47	52	49	2	1
	Female	2	26	28	24	1	3
	Children—Male	...	8	8	6	2	...
	Children—Female	...	9	9	8	...	1
Gastro-Enterology	Male	...	8	8	8
	Female	...	9	2	2
	Children—Male	...	1	1	1
	Children—Female
Dental	Male	1	9	10	10
	Female	...	4	4	3	...	1
	Children—Male	...	3	3	3
	Children—Female	...	2	2	2
Total—Adults—							
	Male	176	6,319	6,495	5,846	458	191
	Female	120	5,530	5,650	5,314	205	131
Children—							
	Male	39	1,626	1,665	1,398	230	37
	Female	29	1,260	1,289	1,045	215	29
Total		364	14,735	15,099	13,603	1,108	388

APPENDIX 10.

B. Y. L. Nair Ch. Hospital

Summary of Out-patients classified according to the departments and sex for the year 1957.

Department.	Sex.	O. P. D. new cases.	O. P. D. old cases.	Total attendance.	Casualty cases.	Grand Total.
Medical	Male	20,816	30,297	51,113	1,049	52,162
	Female	10,747	21,356	32,103	76	32,179
Surgical	Male	10,265	26,565	36,830	7,060	43,890
	Female	2,703	7,466	10,169	1,271	11,440
Children—	Male	1,472	3,374	4,846	1,733	6,579
	Female	895	1,762	2,657	761	3,418
Ophthalmic	Male	4,719	4,322	9,041	410	9,451
	Female	2,164	2,107	4,271	6	4,277
Children—	Male	503	335	838	4	842
	Female	486	309	795	1	796
Gynaecologic	Female	3,797	10,471	14,268	3	14,271
	Children—	Female	4	...	4	2
Dermatology & Venereology	Male	3,482	4,024	7,506	204	7,710
	Female	912	1,114	2,026	49	2,075
Children—	Male	701	514	1,215	36	1,251
	Female	578	269	847	33	880
Oto-rhino-laryngology	Male	4,397	4,559	8,956	36	8,992
	Female	2,217	3,926	6,143	11	6,154
Children—	Male	1,364	1,709	3,073	36	3,109
	Female	1,282	1,515	2,797	13	2,810
Orthopaedic	Male	897	3,281	4,178	634	4,812
	Female	423	939	1,362	102	1,404
Children—	Male	223	620	843	142	985
	Female	160	260	420	51	471
Paediatric Children—	Male	7,964	16,961	24,925	88	25,013
	Female	6,806	12,073	18,879	61	18,940
Ante-natal	Female	2,840	9,783	12,623	12	12,635
Post-natal	Female	217	2,942	3,159	...	3,159
Tuberculosis	Male	532	2,376	2,908	1	2,909
	Female	104	68	172	...	172
Psychiatric	Male	191	1,297	1,488	...	1,488
	Female	115	694	809	...	809
Children—	Male	32	151	183	...	183
	Female	28	111	139	...	139
Cardiology & Cardiac Surgery	Male	287	200	487	...	487
	Female	113	76	189	...	189
Children—	Male	25	5	30	...	30
	Female	18	3	21	...	21
Gastro-Enterology	Male	94	423	517	...	517
	Female	25	109	134	...	134
Children—	Male	1	...	1	...	2
	Female	1	1	2	...	2
Dental Children Preventive and Social Medicine.	Male	1	1
	Female	18	1	19	...	19
Children—	Male	92	10	102	...	102
	Female	63	5	68	...	68
Total	Male	45,698	77,345	1,23,043	9,394	1,32,437
	Female	26,469	61,061	87,530	1,530	89,060
Children—	Male	12,348	23,675	36,023	2,040	38,063
	Female	10,319	16,310	26,629	922	27,551
Grand Total	...	94,834	1,78,391	2,73,225	13,886	2,87,111

APPENDIX No. 24.

Report of the Cardiac Department for the year 1957

Electro-cardiograms	...	443
Cardiac Catheterizations	...	50
Cardiac Operations	...	29
Total number of new patients (O. P. D.)	...	443

Electrocardiograms Classified according to clinical conditions.

Angina Pectoris	...	58	Asthma	...	6
Anaemia	...	21	Aortic Diseases	...	57
Auricular fibrillation	...	22	Auricular flutter	...	3
Breathlessness Palpitation	...	53	Bradycardia	...	2
Bundle branch block	...	3	Congestive cardiac failure	...	75
Cor Pulmonale	...	41	Coronary thrombosis	...	184
Coronary insufficiency	...	28	Dextrocardia	...	2
Extracardiac pain	...	18	Enlarged prostate	...	11
Extrasystole	...	21	Giddiness, fainting	...	35
Goitre	...	7	Hypertension	...	204
Enlarged heart	...	8	Hyperthyroidism	...	7
Heart block	...	13	Influenza	...	7
Jaundice	...	1	Myxoedema	...	5
Mitral Disease	...	219	Nephritis	...	5
Pain in chest	...	193	Pericarditis	...	20
Peptic ulcer	...	7	Pulmonary stenosis	...	10
Rheumatic disease	...	34	Systolic murmur	...	31
Tachycardia	...	30	Congenital heart disease	...	44
Miscellaneous	...	442			

Total Number of electro-cardiograms 1920

APPENDIX No. 26

Poor Patients' Fund

Statement of Accounts (income and expenditure) for the Year 1957-1958:—

Receipts.		Disbursements.	
	Rs. nP.		Rs. nP.
Collection from the charity boxes.	12,728.66	Blood transfusions	24,268.00
Donation	15,612.11	Purchase of costly medicines, injections, etc.	48.52
Interest	7,092.60	Moiety Amount paid to Resident Medical Officers.	1,915.50
Contribution towards blood transfusion, etc.	19,117.50	Travelling allowance	56.52
Collection on account of Medical Certificates.	2037.50	Supply of spectacles to the Poor	36.00
	2037.50	Appliances	1,452.69
Miscellaneous receipts	612.09	Establishment	334.00
		Printing charges	109.25
Cash in hand on 31-3-1957	21.6	Miscellaneous	4,420.91
Cash with the Central Bank of India on 31-3-57	21,563.77	Deposit amount of	6,000.00
			6,000.00
	59,237.96	Purchase of 4% Bombay Municipal Debentures for the face value of Rs 10,000.	14,812.50
		Cash in hand on 31-3-1958	588.22
		Cash with Central Bank of India on 31-3-58.	26,780.68
			27,368.90
	80,822.79		80,822.79

APPENDIX No. 27

Balance Sheet.

Liabilities.		Assets.	
	Rs. nP.		Rs. nP.
Fund account Balance on 31-3-1956.	1,16,182.65	Balance in hand on 31-3-1958	588.22
Excess of receipts over expenditure.	26,596.57	Balance with Central Bank of India on 31-3-1958.	26,780.68
Difference due to conversion of coins.	0.01	Purchase of National Saving Certificates.	30,000.00
		Purchase of 4 per cent. Bombay Municipal Debenture for	
		Rs. 29,500.00	28,747.80
		Rs. 10,000.00	9,975.00
		Rs. 15,000.00	14,925.00
		Rs. 10,000.00	9,950.00
		Rs. 15,000.00	14,818.00
		Deposit Municipal Co-operative Bank.	6,000.00
			1,15,410.30
	1,42,779.20		1,42,779.20

APPENDIX No. 28.

(Research Enquiries).

The following problems were undertaken in the various Departments as shown below:—

Physiology Department.

- (1) Studies in Experimental Hemolytic anaemias and effect of steroid hormones on their course.
- (2) Participation of Parathyroid in stress. (Under the aegis of the Indian Council of Medical Research).
- (3) Steroid Hormones and Enzymes relationship.
- (4) Studies in *RaSerpentina* in relation to endocrine functions.
- (5) Mode of action of *Serpina* on Enzyme Systems.
- (6) Studies in calcium and Phosphorous metabolism in different species of animals.

Pathology Department.

- (1) Studies into factors affecting the susceptibility of diabetics to infection (under I.C.M.R.).
- (2) Induction of Experimental Hemolytic Anaemia and the Influence of Steroid Hormones on their course in Indian Albino rats.

Anatomy Department.

- (1) Estimation of Succinic dehydrogenase in—
 - (a) Normal Rat liver Homogenates,
 - (b) Castrated Rat Liver Homogenates,
 - (c) Castrated and Treated rat liver Homogenates by colorimetric means with the use of Tetrazolium salt.
- (2) The Histochemical Distribution of Succinic Dehydrogenase in partially Heptectomised albino rats.
- (3) A Histochemical study of the distribution of succinic dehydrogenase in Human Basal Cell Carcinoma.
- (4) Cytochemical localization of succinic dehydrogenases in leucocytes human.
- (5) Cytochemical localization of succinic dehydrogenase in spermatozoa.
- (6) Staining techniques for the demonstration and distribution of collagen.
- (7) Histochemical evaluation of a case of Myotonia Congenita.
- (8) Evaluation of a case of Cor Biloculare.
- (9) Mitochondrial studies in Leptomonad forms of Leishmania.
- (10) Reticular staining in Normal and Pathological tissues.
- (11) Staining of elastic tissue and its distribution.
- (12) The use of the P. A. S. Technique.
- (13) Mitochondrial staining.

Pharmacology Department.

- (1) Investigations of a synthetic chemical substance prepared in Bombay for its pharmacological activity.
- (2) Injection of Antihistaminic drugs into the lateral cerebral ventricles of cats.
- (3) Time of entry into the blood stream of Histamine injected into the lateral cerebral ventricle of cat.
- (4) Effect of Histamine on the Eosinophilic response of rats.

Medical Department.

- (1) Evaluation of antrenyl (polysympholytic in Peptic Ulcer).
- (2) Clinical test of 11,925 and 11,925 C (new synthetic drugs of Ciba Ltd.) on anaebiosis.
- (3) Incidence of Hypertension in Alcoholics.
- (4) Infantile Cirrhosis.
- (5) Treatment of Ascariasis and Ancylostoma duodenale with Hexylroreitol.
- (6) Intravenous liver extract with vitamins in the treatment of Anaemia.
- (7) Effect of Symphonyhera in Diabetics.
- (8) Effects of Bismuth Arsenic Chloro-quine Compound in Amoebic dysentery.
- (9) Incidence of Amoebiasis in General Population compared to incidence in cases of dysentery.
- (10) The pattern of Diabetics in the population of Bombay in Hospitals and in private group of patients.
- (11) Effect of the study of the liver in cirrhosis before and after ligation of splenic artery (I.C.M.R. Enquiry).
- (12) Study of fatty liver and its response to therapy.
- (13) Effect of reserpine free extract of *vamolia Serpina* on Gastric acidity in man.
- (14) The relative frequency of gastric ulcer and gastric cancer.

Surgical Department.

- (1) Value of Internal Artery Ligation in Coronary Artery disease.

Pediatric Department.

- (1) Tab. live. 52-Cirrhosis liver, Tab. Septilin-Respiratory Injections, Tab. Rumalaya-Rheumatic Fever.

APPENDIX No. 29.

*(List of Publication by the Staff).***Pyhsiology Department.**

- (1) Effect of Acetylye Cholin on Cooled Heart, Ind. JI. Med. Res. 45 : 363, 1957 by Drs. T. H. Rindani, & R. C. Merchant).
- (2) Effect of Castration on certain hemotological data in male rat, Ind. JI. Med. Res. 45 : 527, 1957 by Drs. T. H. Rindani, R. C. Merchant and A. L. Ketkar).
- (3) Relationship of Male sex Hormones to Stress induced Activation on Adrenal Cortex, Ind. JI. Med. Res. 45 : 523 1957 by Dr. T. H. Rindani.
- (4) Effect of Reserpine free extract of Renvoffia Serpentina on the Action of ACTH and Cortisone Man. Arch. Internal Pharmacodyn et de therap. III(3), 293, 1957 (by Drs. T. H. Rindani, N. J. Kothari and M. G. Naik).
- (5) Effect of Reserpine free extract of Renoffia Serpentina on Gastric Activity in Man, Ind. JI, Med. Res. 11 : 479, 1957 (by Drs. T. H. Rindani & F. P. Antia).
- (6) Effect of Castration of Succinic Dehydroenase Activity of male Rat Liver, Current Science (by Drs. T. H. Rindani & (Miss) N. N. Valanju).
- (7) Influence of Testosterone Propionate on the Succinic Dehydrogenase Activity of the Male Rat Liver—to be published in Am. JI. Physiol, 192(3), 1958—by Dr. T. H. Rindani.
- (8) Effect of 'Acute Systemic Stress upon Serum and Urinary Inorganic Posphorus in Normal and Parathyroidectomised Rats '—to be published in Ind. JI Med. Res., Sept. 198.
- (9) Inhibitory effect of steriodi Hormones on salivary amylase activity, Ind. JI. Med. Res. 41, January 1958—by Shri S. N. Narayanrao.
- (10) Mechanical Responses of Straitedand cardiac muscle in sodium free solution.....Paper read before 45th Session of Ind. Congress at Madras—by Dr. J. V. Bhatt.
- (11) Effect of ACTH on circulating eosinophils in normal humansubjects, Ind. JI. Physiology & Allied Sciences, No. 4, Vol. XI, 1957—by Dr. M. G. Naik.

Anatomy Department.

- (1) A preliminary note on a Method for the cytochemical demonstration of succinic dehydrogenase in Human Leucocytes, Current Science, 26 : 355, 1957—by Dr. E. J. de Souza.
- (2) Cytochemical demonstration of Succinic Dehydrogenase by the use of a new P. Nitrophenolsubstituted Ditetrazole, JI. of Histochemistry & Cytochemistry, July 1957.
- (3) A preliminary report of the Cytochemical Demonstration of Succini Dehydrogenase Patterns in Human Spermatozoa, Current Science, 26 : 355, 1957.
- (4) A method for the Cytochemical Demonstratoin of Succinic Dehydrogenaseni Human Leucocytes—Submitted for publication to JI. of Histochemistry & Cytochemistry.
- (5) Cytochemical Demonstration of Succinic Dehydrogenase patterns in Human Spermatozoa—accepted for publication by JI. of Post-gr. Medicine.

Pharmacology Department.

- (1) Experiments on the Fate of Histamine and Acetylcholine after their injection into the Cerebral Ventricles, JI. of Physiology, 140, 169-189. February 1958—by Dr. W. B. Bhawe.
- (2) Pharmacological studies of Saponins of the Fruits of LUNA Echinata Roxb and seeds of Trigonella Foenum, Ind. JI. of Physiology & Pharmacology Vol. 2, No. 1, page 309, January 1958—by Drs. M. S. Kekre, R. H. Bhatt, M. L. Khorna, Jal. R. Patel, B. B. Gaitonde.

Department of Medicine.

- (1) Studies in Infantile Cirrhosis, Ind. Gastro-Enterologia, 86: 406-422, 1956—Dr. F. P. Antia.
- (2) Treatment of Ascariasis and Ancylostoma duodenati with Hexylereoinol, Ind. Practitioner, 9: 363-366, 1956—by Dr. F. P. Antia.
- (3) Intravenous Liver extract with vitamins in the treatment of Anaemia, Antisepctic, 1956—by Dr. F. P. Antia.
- (4) Effect of Bismuth Arsenic Chloquine Compound in Amaebic dysentery, Current Med. Practice, October 1957—by Dr. F. P. Antia.
- (5) Effect of Reserpine Free Extract of Renoffia Serpine on Gastric acidity in Man, Ind. JI. of Med. Science, 479-482, July 1957—by Dr. F. P. Antia.

APPENDIX No. 30.

TOPIWALA NATIONAL MEDICAL COLLEGE.

Number of Students as on 31st March 1958.

3rd M.B.B.S.	6+ 3= 9	2nd term O.R.
3rd M.B.B.S.	3+ 0= 3	1st term O.R.
3rd M.B.B.S.	38+ 0=38	(Repeaters) O.R.
	<hr/>	
	47+ 3=50	
3rd M.B.B.S.	24+ 5=29	
1st N.R.		
2nd N.R.	27+ 9=36	
3rd N.R.	11+ 3=14	
3rd M.B.B.S.	13+ 5=18	
Repeaters—		
3rd M.B.B.S. (cond.)	5+ 1= 6	
	<hr/>	
	80+23=103	
2nd M.B.B.S. 1st	12+ 7=19	
2nd	10+ 1=11	
3rd	32+12=44	
2nd M.B.B.S. (cond.)	0+ 2= 2	
	<hr/>	
	54+22=76	
1st M.B.B.S.	41+22=63	
1st M.B.B.S. (Repeater)	37+17=54	
1st M.B.B.S. (cond.)	4+ 2= 6	
	<hr/>	
	82+41=123	
3rd M.B.B.S. O.R.	47+ 3=50	
3rd M.B.B.S. N.R.	80+23=123	
2nd M.B.B.S. N.R.	54+22=76	
1st M.B.B.S. N.R.	88+41=123	
	<hr/>	
	263+89=352	
2nd M.C.P.S.	1+ 0= 1	
3rd M.C.P.S.	1+ 0= 1	
	<hr/>	
	265+89=354	

NAIR HOSPITAL DENTAL COLLEGE

Dr. V. M. Desai, D.D.S., F.D.S., R.C.S. (Eng. & Edin.), F.I.C.D., F.A.I.D., who was in charge of the College as Dean expired on 12th June 1957, after a brief illness and Dr. H. D. Merchant, D.M.D., F.I.C.D., was appointed as Acting Dean from 14th June 1957.

The College conducts a four years' course in Dentistry on the passing of which the College Dental Board awards the Diploma of L.D.Sc. (Bombay). Since June 1954, the College is affiliated to the Bombay University for B. D. S. Degree in Dentistry.

The admission standard for the students is Inter Science (B-Group) Examination of the Bombay University or an examination equivalent to it and the course extends over 4 years. The College Diploma is recognised by the Government of Bombay, the Government of India, the Dental Colleges in U.S.A., the Royal College of Surgeons, United Kingdom and Other Foreign Universities. This College is recognised as a Training Centre in India to train candidates for L.D.S., R.C.S., (Eng.) Examination and Fellowship in Dentistry Examination of the Royal College of Surgeons, England and Edinburgh and Post-graduate qualifications of American Dental Colleges. The Licentiate of the College are eligible to appear for the L. D. S. Examination of the Royal College of Surgeons, England and Edinburgh, after putting in only 9 months' practice in any recognised Dental Hospital in England. They are eligible for permanent commission in the Indian Army, Navy and Air Dental Corps. L.D.Sc. is eligible for Post-graduate qualification F.D.S., R.C.S. Examination. Diploma of U. K. and graduate qualification M. S. or M. Sc., D. D. S. & Ph. D. of U. S. A.

All types of Dental treatment such as Silver, Gold and Cement Fillings, Artificial Sets of Teeth, Regulation of Teeth of Children, etc., were done by charging fees as laid down by the Corporation. The College has an Academic Council to look after the academic affairs of the College. There is also an Advisory Dental Board which conducts Final L.D.Sc. Diploma Examination and advises the Dean and the Municipal Commissioner in the policy to be followed by the College and in matters of administration referred to them.

The College has in its new Building, 76 Dental Chairs, 52 Dental Units, 2 Dental X-Ray Machines and other equipment to give dental treatment on most modern lines.

During the year under report, the following prominent persons visited the College.

(1) Prof. G. Korkhaus, Director of Dental College and Dean of the Dental Faculty of the University of Bonn.

(2) Dr. N. N. Kailas, Deputy Minister of Health, Government of Bombay, Bombay.

(3) Shri M. V. Donde, Mayor of Bombay, Bombay Municipal Corporation, Bombay.

The College Students' Annual Social Gathering was held in Jai Hind College Hall. It was presided over by Shri Hitendra K. Desai, Education Minister, Government of Bombay, Bombay and prizes were distributed to the winners in the Annual Sports by Dr. N. N. Kailas, Deputy Health Minister, Government of Bombay, Bombay.

The College is also conducting Research in Dentistry under the supervision of Dr. Fali S. Mehta, L.D.Sc., D.M.D., F.I.C.D. Messrs. Gibbs Research Project has given a substantial grant during the year for Research Work.

Students on the Roll.

	Males	Females.	Total.
First B. D. S.	49	4	53
Second B. D. S.	52	10	62
Third B. D. S. (New Rules)	13	1	14
Third B. D. S. (Revised Rules)	26	8	34
Final B. D. S. (New Rules)	10	...	10
Final L. D. Sc.	...	1	1
Total ...	150	24	174

Resume of work done in the Clinics.

The total number of patients treated during the year under report was 58,697 (both in the Morning and Evening Clinics) which included males 32,235, females 16,484 and children 9,978. Details of work done, operations performed, etc., are given in Appendices 'A'.

APPENDIX 'A'.

Full Dentures Sets	261
Partial Sets	219
Repairs of Sets	106
Gold Bridge and Inlays	32
Acrylic Crowns	55
Silver Fillings	2,687
Zinc Oxide Cement and Temporary Fillings	1,842
Prophylaxis and Pyorrhoea Treatment	6,698
Dressings	296
Dental X-Ray	2,676
Porcelain Fillings	367
Root Canal Treatment	98
Consultation and Advice	11,548
Medications	776
Extractions under Local Anaesthesia	14,979
Surgical Extractions of root	707
Extractions under General Anaesthesia	2,872
Abscess Treatment	67
Alveolectomy	29
Surgical removal of impacted teeth	9
Orthodontia Treatment (regulation of teeth of children)	2,784
Patients admitted in the Nair Hospital on 4 Reserve Beds for Surgical Operations	18

During the year under report a total revenue of Rs. 86,299.00 was collected by way of fees from students and patients as against Rs. 72,629.00 during the preceding year. The total expenditure incurred came to Rs. 2,12,142.00 against Rs. 2,16,436.00 during the preceding year.

Poor Box Fund.

During the year under report 127 sets of upper and lower Artificial Teeth, 97 Partial Sets of Teeth, 32 Repair of Sets of Teeth, 2,676 X-Rays were given to poor deserving patients from the Fund. The total amount in the Fund was Rs. 4,655.01.

LIST OF THE OPERATIONS

Name of the Operation.	Nos.
1. Open Reduction of the Mandible	6
2. Excision of cyst	29
3. Maxillectomy	4
4. Scar Excision and repair	8
5. Alar loss repaired	3
6. Sub-maxillary gland excised	1
7. Pedicle grafting	6
8. Hare lips	3
9. Cleft Palate	1
10. Repair of Facial Deformity	1
11. Hemimedibulectomy	3
12. Skin grafting	5
13. Excision of Infected Mandible	1
14. Drainage of the Infected Mandible	1
15. Repair Nose	3
16. Excision of epulis	7
17. Repair of Burns contractures	2
18. Neurectomy	3
19. Ear lobules repair	3
20. Osteotomy	3
21. Excision of Hymengioma	1
22. Resection of lump from cheek area	1
23. Removal of growth	1
24. Excision of fibroma	1
25. Repair of lower lip	1
26. Repair of upper lip	1
27. Abrasive Surgery	1
28. Perforation palate	1
29. Sequestrectomy	1
31. Excision of gland tuberculous	1
32. Excision of lypoma	1
33. Carcinoma cheek excised and repaired	4
34. Complete mandiblectomy for carcinoma and repair	3

List of Teaching Staff.

Dean.

(1) Dr. V. M. D'sai, D.D.S., F.D.S., R.C.S. (Eng. & Edin.), F.I.C.D., F.A.I.D., Dean and Superintendent of the Dental College and Hospital. (Expired on 12th June 1957).

(2) Dr. H. D. Merchant, D.M.D., F.I.C.D., appointed as Acting Dean from 14th June 1957.

Prosthetic and Crown and Bridge Department.

(1) Dr. Fali S. Mehta, L.D.Sc., D.M.D., F.I.C.D., Head of the Prosthetic and Crown and Bridge Department, Professor in Dental Prosthesis, Evening Superintendent and Head of the Research Department.

(2) Dr. H. H. Thakore, L.D.Sc., Lecturer and Demonstrator in Dental Prosthesis.

(3) Dr. H. V. Rau, L.D.Sc., D.E.D.P., Lecturer and Demonstrator in Crown and Bridge.

(4) Dr. B. Rebeiro, L.D.Sc., Demonstrator in Crown and Bridge.

(5) Dr. N. B. Javle, L.D.Sc., Demonstrator in Dental Prosthesis.

(6) Dr. N. J. Vasavada, L.D.Sc., Demonstrator in Dental Prosthesis.

(7) Dr. B. C. Shroff, L.D.Sc., B.D.S., Clinical Assistant, Dental Prosthesis.

(8) Dr. B. R. Hegde, L.D.Sc., Demonstrator in Prosthesis and Crown and Bridge.

(9) Dr. A. R. Pinto, L.D.Sc., Demonstrator in Crown and Bridge.

(10) Dr. C. B. Daruwalla, L.D.Sc., Clinical Assistant, Dental Prosthesis.

(11) Dr. B. R. Kankaria, B.D.S., Lecturer (Full-time).

(12) Dr. (Kumari) R. Kamath, L.D.Sc., Demonstrator in Prosthesis.

Operative Department.

(1) Dr. V. M. Kher, D.D.S., L.D.Sc., L.D.S., R.C.S. (Eng.), F.I.C.D., Head of the Operative Department and Professor in Operative Dentistry, Preventive Principles in Dentistry, Practice Management, Pre-Clinical Dentistry, Oral Medicine and Children's Dentistry.

(2) Dr. S. S. Sheth, L.D.Sc., Lecturer and Demonstrator in Operative.

(3) Dr. P. J. Pathare, L.D.Sc., Demonstrator in Operative Dentistry.

(4) Dr. A. Oliver, L.D.Sc., Demonstrator in Oral Anatomy.

(5) Dr. A. G. Dalvi, B.Sc., L.D.Sc., Clinical Assistant, Operative Dentistry.

(6) Dr. P. H. Battiwalla, L.D.Sc., Demonstrator in Operative Dentistry.

- (7) Dr. S. A. Tellis, L.D.Sc., Demonstrator, Operative Dentistry.
- (8) Dr. L. F. Cardoza, L.D.Sc., Demonstrator in Operative Dentistry.
- (9) Dr. A. D'Costa, L.D.Sc., Demonstrator, Operative Laboratory.
- (10) Dr. (Kumari) Meena J. Lalwani, L.D.Sc., Clinical Assistant, Operative Department.
- (11) Dr. F. E. Antia, L.D.Sc., L.D.S., R.C.S., Dental Surgeon, in Children's Dentistry.
- (12) Dr. E. J. D'Souza, L.D.Sc., Demonstrator in Operative.

Orthodontia Department.

- (1) Dr. H. D. Merchant, D.M.D., F.I.C.D., Head of the Orthodontia Department and Professor in Orthodontia.
- (2) Dr. S. M. Munim, L.D.Sc., Clinical Assistant in Orthodontia.
- (3) Dr. J. M. D'Costa, L.D.Sc., Clinical Assistant and Demonstrator in Orthodontia.
- (4) Dr. (Mrs.) D. P. Battiwalla, L.D.Sc., Demonstrator in Orthodontia.
- (5) Dr. V. M. Patel, B.D.S., M.D.S. (Tufts), Dental Lecturer in Orthodontia.
- (6) Dr. P. R. Manjrekar, L.D.Sc., Demonstrator in Orthodontia.

Oral Surgery Department.

- (1) Dr. M. S. N. Ginwalla, L.D.Sc., D.D.S., M.S., F.I.C.D., Head of the Oral and Plastic Surgery Department and Professor in Oral Surgery
- (2) Dr. R. B. Raut, L.D.Sc., F.I.C.D., Lecturer in Exodontia and Local Anaesthesia and Clinical Assistant in Oral Surgery Department.
- (3) Dr. J. H. Menta, M.B., B.S., D.A., Lecturer in General Anaesthesia and Anaesthetist to Oral Surgery Department.
- (4) Dr. P. V. Diwanji, L.D.Sc., Demonstrator in Exodontia and Oral Surgery.
- (5) Dr. V. B. X. Almeida, M.B., B.S., Demonstrator in General Anaesthesia.
- (6) Dr. (Smt.) P. M. Mantri, L.D.Sc., Demonstrator in Exodontia and Oral Surgery.

Periodontia Department.

- (1) Dr. (Smt.) T. M. S. Ginwalla, D.D.S., L.D.S., R.C.D.S., F.I.C.D., Head of the Periodontia Department and Professor in Periodontia.
- (2) Dr. S. B. Sathe, B.D.S., L.D.Sc., Lecturer (Full-time).
- (3) Dr. B. C. Gomes, L.D.Sc., Demonstrator in Periodontia Department.
- (4) Dr. N. A. Piroshaw, L.D.Sc., M.D.S. (Tufts, U.S.A.), Dental Lecturer in Periodontia.

Dental Pathology Department and Oral Diagnosis Dept.

- (1) Dr. H. M. Dholakia, L.D.Sc., (Bom.), L.D.S., R.C.S. (Eng.), Professor in Dental Pathology, Lecturer in Oral Diagnosis and Treatment Planning, Dental Physiology, Dental Histology and Dental Bacteriology.
- (2) Dr. J. M. Fonseca, L.D.Sc., Clinical Assistant, Examination and Treatment Planning Department.
- (3) Dr. Kali H. C. Kapadia, L.D.Sc., Demonstrator, Examination and Treatment Planning Department.

General Surgery Department.

- (1) Dr. A. B. C. Noronha, M.S., Lecturer in General and Clinical Surgery.
- (2) Dr. V. G. Daftary, M.S., Demonstrator in General Surgery. (On Study Leave).
- Dr. J. S. Shah, M.S., Demonstrator in General Surgery.
- (3) Dr. K. A. Dalal, F.R.C.S., Demonstrator in General Surgery.

General Medicine Department.

- (1) Dr. S. C. Sheth, M.D., Lecturer in General and Clinical Medicine.
- (2) Dr. N. C. Amin, M.D., Demonstrator in General Medicine.
- (3) Dr. F. P. Antia, M.D., Demonstrator in General Medicine.

General Materia Medica and Pharmacology

- (1) Dr. W. B. Bhawe, M.B., B.S., Lecturer in Materia Medica.
- (2) Dr. K. H. Gharat, M.B., B.S., Demonstrator, Materia Medica and Pharmacology.
- (3) Dr. M. S. Kekre, M.B., B.S., Demonstrator in Materia Medica and Pharmacology.
- (4) Dr. B. R. Kudchadkar, M.B., B.S., Demonstrator in Materia Medica and Pharmacology. (Resigned).

General Pathology Department.

- (1) Dr. K. Raman, M.D., Honorary Pathologist and Lecturer in General Pathology.
- (2) Dr. K. K. Ahuja, M.B., B.S., Demonstrator in Pathology.
- (3) Dr. M. D. Phatak, L.C.P.S., M.C.P.S., Demonstrator in Pathology.

Histology Department.

- (1) Dr. M. B. Kher, M.Sc., (Anat.), Lecturer in General and Special Histology.

Bacteriology Department

- (1) Dr. T. P. Bharadwaj, M.D., Lecturer in general and Dental Bacteriology. (On Study Leave).
- Dr. P. M. Chaphekar, M.D., Lecturer in General and Dental Bacteriology.
- (2) Dr. S. S. Jain, L.S.M.F., M.B.B.S., Demonstrator in Pathology and Bacteriology. (Resigned in June 1957).

Anatomy Department.

- (1) Dr. V. G. Kale, F.C.P.S., Lecturer in General and Special Anatomy. (Retired in September 1957).
 Dr. E. J. D'Souza, M.S., Lecturer in General and Special Anatomy. (Appointed from 25th September 1957).
 (2) Dr. M. M. Tegghalli, M.B., B.S., Demonstrator, General and Special Anatomy.
 (3) Dr. M. L. Joshi, M.B., B.S., Acting Demonstrator, General and Special Anatomy.
 (4) Dr. S. A. Mehendale, M.B., B.S., Demonstrator, General and Special Anatomy.
 (5) Dr. M. V. Deshpande, M.B., B.S., Demonstrator, General and Special Anatomy.

Embrjology

- (1) Dr. S. R. Nair, B.Sc., M.B., B.S., F.C.P.S., Hon. Lecturer in Embrjology.

Radiology Department.

- (1) Dr. G. H. Nerurkar, M.B., B.S., D.M.R.E., Lecturer in General and Dental Radiology.
 (2) Dr. L. G. Shirwatkar, B.D.S., Lecturer, Radiology Department (Full-time).

Physiology Department.

- (1) Dr. T. H. Rindani, M.D., Lecturer in General and Special Physiology.
 (2) Dr. J. V. Bhatt, M.B., B.S., Demonstrator in Physiology.
 (3) Dr. M. G. Naik, M.B., B.S., Demonstrator in Physiology.

Bio Chemistry and Metallurgy :

- (1) Professor Narayan Rao, M.Sc., Lecturer in Bio-Chemistry and Metallurgy.
 (2) Dr. I. K. Ramchandani, B.Sc., M.D., Demonstrator in Bio-Chemistry and Metallurgy.
 (3) Shri B. D. Punekar, M.Sc., Demonstrator in Bio-Chemistry.

Physical Instructor.

- (1) Shri N. N. Kajrolkar.

Artist.

- (1) Shri W. D. Pachare.

Assistant Artist.

- (1) Shri B. Krishnappa

MUNICIPAL GENERAL HOSPITAL, SION.

1. *Administrative Staff.*—Dr. S. V. Joglekar M.S., F.C.P.S., was in charge of the Hospital as Superintendent during the year under report.

Dr. V. S. Shevade M.B.B.S., continued as Assistant Medical Officer except for the period from 11th March 1957 to 4th May 1957 during which period Dr. H. D. Vyas M.B.B.S., Senior Casualty Officer was appointed in his place.

The names of the Medical Staff with their designations and qualifications are given in appendix No. 1.

2. *New Departments.*—(1) The department of Occupational Therapy was started from 7th June 1957 and Shri S. T. Bhat O.T.D., was appointed as an Occupational Therapist from that date.

(2) The department of Physio-therapy was also started from 7th December 1957 and Smt. S. G. Kudiyadi D.P.T., was appointed as Physio-therapist from that date.

(3) Distribution of beds.

(a) Non-paying beds.

Department	Male	Female	Children	Total
Medical	58	50	23	131
Surgical	56	23	9	88
Gynaec and Obstetric	Nil.	70	Nil.	70
E. N. T.	2	2	3	7
Skin	2	Nil.	Nil.	2
Ophthalmic	2	Nil.	Nil.	2
Total	120	145	35	300

Part Paying Beds.

Department	Male	Female	Children	Total
Medical	12	6	Nil.	18
Surgical	13	6	Nil.	19
Gynaec and Obstetric	Nil.	13	Nil.	13
Total	25	25	Nil.	50

4. *Indoor and Out-Door Patients.*—The total number of patients admitted during the year under report was 20,525 as against 18,873—16,926 and 15,528 during the years 1956, 55 and 54 respectively. Out of 20,904 (20,525 new admissions plus 379 remained on 1st January 1957) Indoor patients treated during the year under report 6,809—5,581—1,323—191—63 and 5 were respectively for Medical, Surgical, E. N. T. Ophthalmic Skin, and Dental complaints and 7,453 were treated at the Annapurnabai Deshmukh Hospital for Women for deliveries and Gynaec complaints and 470 remained on 31st December 1957. The result of treatment is shown below :—

	Cured	Relieved	Otherwise	Delivered	Left before delivery	Died	Remained on 31-12-1957
Municipal General Hospital, Sion Medical and Surgical Departments	5,586	4,763	1,270	1,248	381
Annapurnabai Deshmukh Hospital for Women-Gynaec and Maternity departments	913	427	110	4,769	1,324	24	89
Total	6,499	5,190	1,380	4,769	1,324	1,272	470

In addition to 1,272 deaths among adults mentioned above there were 549 deaths due to prematurity still births and other causes among infants, bringing the total number of deaths to 1,821.

Out of 1,821 deaths, 607 took place within 24 hours of admission 282 after 24 hours but within 3 days of the admission and 549 were due to still births, prematurity and other causes of infant mortality and the remaining 433 died after three days of admission in the hospital.

The highest in-patients and out-patients attendance on a single day were 481 and 2,508 respectively. Other details are given in appendix No. (4).

5. *Paying-patients.*—This scheme was given effect to from 1st September 1951. Rs. 10 and Rs. 5 per patient per day are being charged for special room and general paying ward respectively. The number of patients admitted during the year under report was as under:—

	1955	1956	1957
(1) General Paying Ward and Special Room	1,239	1,643	1,857
(2) No. of Operations performed on paying patients			
(a) Major	267	259	315
(b) Minor	164	338	319

6. *The Casualty Department.*—24,261 accidents and other emergency cases were treated in the casualty Department.

7. *The Minor Surgery Department.*—7355 Minor operations were performed in the Minor Surgery Department.

(8) *The Department of Pathology.*—81,123 investigations were carried out in the department of Pathology and Bacteriology. Out of which 33,567 were carried out on out-patients and 47,556 were carried out on in-patients and 280 autopsies were performed.

9. The Department of Anaesthesia is working in close collaboration with the department of Surgery E. N. T. Midwifery, and Gynaecology. During the year under report the total number of cases that received Anaesthesia were 8997 out of which 6594 cases received regional Anaesthesia and 1269 cases Endo-tracheal anaesthesia, and 266 cases intravenous anaesthesia and 868 cases received the open drop Ethyl Chloride ether anaesthesia.

The department of Anaesthesia is recognised by the University of Bombay for the Post-Graduate training in Anaesthesia. The Chief Anaesthetist is regularly taking the Bombay University Post-graduate lecturers for the D. A. Candidates in the Hospital premises.

10. The department of Electro-Cardiography-Electro-Cardiography tracings were taken on 676 patients. Out of 676 tracings 502 were taken on male-patients and 174 were taken on female patients as shown in Appendix No. 13.

11. *X-Ray Department.*—The work done in X-Ray Department is shown in Appendix No. 14.

12. *Occupational Therapy Department.*—1169 Indoor patients and 566 Out-door patients were treated in this department.

13. *Physio-Therapy Department.*—23 Indoor and 53 O. P. D. patients were treated in this Department

14. *Expenditure.*—The approximate total expenditure was Rs. 15,52,000. The detailed expenditure per patient per day compared with the year 1956 is given below

Expenditure on per out in-patient per day.

	Medicines Drugs and equipments	Stores and Linen	Heating and lighting	Miscell- aneous	Estab- lishment	Repairs to to Building	Total
	Rs. nP.	Rs. nP.	Rs. nP.	Rs. nP.	Rs. nP.	Rs. nP.	Rs. nP.
1956	0.22	0.03	0.03	0.04	0.56	0.03	0.91
1957	0.25	0.04	0.03	0.05	0.53	0.02	0.92

Expenditure on per-patient per day.

Year	Diet	Medicines Drugs and equipments	Stores and Linen	Heating and Lighting	Miscell- aneous	Estab- lishment	Repairs to Building	Total
	Rs. nP.	Rs. nP.	Rs. nP.	Rs. nP.	Rs. nP.	Rs. nP.	Rs. nP.	Rs. nP.
1956	1.02	1.31	0.38	0.36	0.50	3.37	0.38	7.32
1957	0.98	1.50	0.47	0.34	0.58	3.20	0.26	7.33

15. *Library.*—55 recent additional books on all subjects were purchased during the year bringing the total number of books to 560. 55 Journals were subscribed during the year. 62 books (one new and 61 old) and 59 Journals (6 new and 53 old Journals in bound volumes) were received as donations.

16. *Medico-Social-Service-Department.*—The Department helped the needy patients from this hospital referred to by the various departments. Medicines, Injections etc. were given to 248 patients, skimmed milk powder was given to 265 patients and 380 patients were helped for case work treatment, placements, rehabilitation etc.

17. *Poor Box Fund.*—The amount in the Poor Box Fund as on 31st March 1957 stood at Rs. 1,16,091. 73 nP. Collections from the boxes donations sale of drugs and injections and other miscellaneous receipts during the year under report amounted to Rs. 68,512.05 nP. and expenditure amounted to Rs. 58,866.57 nP. The amount in the Poor Box Fund as on 31st March 1958 stood at Rs. 1,25,737.21 nP. (appendices No. 15 and 16)

The list of donors who have donated Rs. 50 and above is given in appendix No. 17.

Radium treatment was given to 10 patients during the year under report.

A free donation of four sets, of blood plasma per month was continued to be received from the Director, Haffkine Institute Bombay during the year.

17. *Nurses Training School.*—27 students were admitted for the course of training in Midwifery during the year. All were declared successful. One of them stood first in the whole State of Bombay in the examination held in May 1957.

19. *Medical Staff Society.*—The meetings of the Society were held every month wherein papers on interesting subject were read by the Medical Staff.

20. *Social Activities.*—The 10th Anniversary of the Institution was celebrated on 23rd February 1957 when a variety entertainment programme was arranged by the members of the staff of this hospital. Shri Salebhoj Abdul Kadar, Mayor of Bombay, presided over the function.

21. *M. G. H. Sion Works' Committee.*—No meeting of the Hospital Works' Committee could be held as the labour representatives did not participate in the meeting.

22. *Recognition of the M. G. H. Sion, for teaching post-graduate and under-graduate students.*—The M. G. H. Sion is affiliated to the University of Bombay and to the College of Physicians and Surgeons of Bombay for Post-graduate as well as under-graduate students. This hospital has been attached to the T.N.M. College for Clinical Instructions to the under-graduate students.

23. *Visitors.*—Shri Jagjivan Ram, Union Minister for Railways, visited the hospital on Sunday the 9th June 1957 at 4.30 P. M. to see the patients of the Railway accidents that took place on the Bombay Harbour Branch Railway.

INDEX OF APPENDICES

Appendix No.	Particulars.
1.	Medical Staff.
*2.	Summary of In-patients admitted (Classified according to Department and Sex).
*3.	Summary of Out-patients—New and Old (Classified according to Department and Sex).
4.	Summary of In-patients, Out-patients and Operations.
*5.	Summary of In-patients (classified according to the diseases and result of treatment).
*6.	Summary of General Operations performed (Classified according to the nature and result).
*7.	Summary of Aural Operations (Classified according to the nature and result).
*8.	Summary of Ophthalmic Operations (Classified according to the nature and result).
*9.	Summary of Dental Operations.
*10.	Summary of In-patients treated in the "Annapurnabai Hospital For Women" (Classified according to disease and result of treatment).
*11.	Summary of Operations performed in the "Annapurnabai Deshmukh Hospital For Women" (Classified according to the nature and result).
*12.	Statement showing Pathological, Bacteriological and Biochemical investigations done on out-patients and in-patients including autopsies and intravenous solutions manufactured in the Pharmacy Section.
*13.	Statement showing Electro-Cardiographic Tracings.
*14.	Statement showing the work done in the X-Ray Department.
15.	Statement showing the accounts of the Poor Box Fund.
16.	Balance Sheet of the Poor Box Fund.
17.	List of Donors.
18.	Chart showing allocation of Grants, etc.

*Not Printed

APPENDIX No. 1

Medical Staff.

1. Dr. D. D. Vora, M.D., F.C.P.S., M.R.C.P. (London)	... Physician.
2. Dr. S. H. Chitnis M.S (Bombay)	... Surgeon.
3. Dr. B. V. Aroskar M.D. (Bombay)	... Obstetrician and Gynaecologist.
4. Dr. G. H. Nerurkar M.B.B.S., D.M.R., D.M.R.E.	... Hon. Radiologist.
5. Dr. G. B. Hanji M.B.B.S., D.A.	... Anaesthetist.
6. Dr. H. C. Merchant M.D. (Bombay)	... Senior Medical Registrar.
7. Dr. M. N. Gheewala M.S. (Bombay)	... Senior Surgical Registrar.
8. Dr. S. S. Chadha M.S. (Bombay)	... Acting Senior Surgical Registrar.
9. Dr. J. H. Fonseca M.D. (Bombay)	... Senior Gynaec Registrar.
10. Dr. P. G. Baxi M.D., D.C.H.	... Ag. Senior Gynaec Registrar.
11. Dr. T. K. Mehta, M.B.B.S., F.C.P.S., D.V.D.	... Hon. Dermatologist.
12. Dr. M. D. Joglekar B.Sc., M.B.B.S., D.O., M.S.	... Hon. Ophthalmic Surgeon.
13. Dr. K. N. Kamdar, M.B.B.S., D.M.R.D.	... Hon. Assistant Radiologist.
14. Dr. S. R. Rege M.S., F.C.P.S., D.L.O.	... Hon. Aural Surgeon.
15. Dr. R. B. Raut, L.D.Sc., (Bombay) F.I.C.D.	... Hon. Dental Surgeon.

Acting and New Appointments.

Dr. D. D. Vora, Physician was on leave from 18th November 1957 to 17th December 1957 and during that period Dr. S. C. Merchant Senior Medical Registrar was appointed.

Dr. S. H. Chitnis, was on leave from 29th April 1957 to 25th May 1957 and during that period Dr. A. D. Dias Acting Senior Surgical Registrar was appointed.

Dr. G. B. Hanji, Anaesthetist was on leave from 1st October 1957 to 31st October 1957 and during that period a temporary post of Casualty Officer in the grade of Rs. 200-10-240 plus free quarters plus dearness allowance was created, and was filled in from that date.

Dr. M. N. Gheewala, Senior Surgical Registrar proceeded abroad on long leave from 1st February 1956 during which period Dr. A. D. Dias was appointed Acting Surgical Registrar.

Dr. H. C. Merchant Senior Medical Registrar was on leave from 29th April 1957 to 12th June 1957 and 14th June 1957 to 10th August 1957 and 24th August 1957 to 22nd October 1957 and 1st November 1957 to 17th November 1957 and Dr. M. N. Vyas was appointed as Acting Senior Medical Registrar from 14th June 1957 to 10th August 1957 and Dr. M. V. Choksi was appointed as Acting Medical Registrar from 1st September 1957 to 22nd October 1957 and 1st November 1957 to 17th November 1957.

APPENDIX No. 4

	1955	1956	1957
A—IN-PATIENTS			
(1) Strength of Beds	350	350	350
(2) Daily average number of in-patients	387.6	405.2	415.
(3) Daily average number of in-patients admission	46.4	51.7	56.2
(4) Total number of Indoor admission	16,926	18,873	20,525
(5) Average number of days each patient was resident	8.35	7.8	7.3
B—OUT-PATIENTS			
(1) Total number new out patients	90,611	1,02,146	1,21,978
(2) Daily average number of new out patients	292.29	330.5	394.7
(3) Total number of old out patients	2,98,238	3,41,380	3,62,408
(4) Daily average number of old out patients	962.05	1,104.7	1,171.8
(5) Daily average of New and old out patients	1,235.35	1,435.2	1,567.5
C—OPERATIONS			
(1) Total number of operation performed on in-patients	5,190	5,751	7,225
(2) Total number of operations performed on out-patients	6,223	6,986	7,355

APPENDIX No. 15

MUNICIPAL GENERAL HOSPITAL, SION, POOR BOX FUND

Statement of account for the year 1957-58

Receipts.		Expenditure.	
	Rs. nP.		Rs. nP.
By balance in hand as on 31-3-1957	... 1,16,091.73	To revenue stamps	... 23.14
By Collection from the Boxes	... 5,128.88	To conveyance charges	... 169.42
By donations	... 3,125.68	To purchase of costly Medines	... 34,420.35
By miscellaneous	... 2,756.63	To purchase of blood Transfusion	... 15,255.00
By Sale of blood transfusions and Plasma	... 7,653.00	To miscellaneous expenditure	... 4,777.74
By Interest	... 2,329.92	To printing and Stationary	... 301.59
By issue of certificates	... 6,043.00	To establishment	... 1,020.83
By Sale of costly drugs	... 39,824.89	To Moiety to R.M.Os.	... 2,731.50
By royalty of O.P.D. Canteen	... 1,650.00	Advance to Municipality	... 53.25
By Excess due to conversion of old coinage into new coinage.	0.05	Amount lost by peon (to be recovered)	... 113.75
			<u>59,866.57</u>
Deposit with Municipal Cooperative Bank Ltd.	... 30,000.00		
National Saving Certificate	... 50,000.00		
Municipal Debentures	... 24,875.00		
Balance in Central Bank of India Ltd.	... 20,549.69		
Balance in hand	... 312.52		
	<u>1,25,737.21</u>		
Total	... 1,84,603.78		<u>1,84,603.78</u>

APPENDIX No. 16

MUNICIPAL GENERAL HOSPITAL, SION, POOR BOX FUND

Balance sheet for 1957-58

Liabilities.	Rs. nP.	Assets.	Rs. nP.
Fund Account balance	... 1,16,091.73	Cash balance in hands on 31-3-1958	... 312.52
Excess of receipts over payment	... 4,645.48	Cash balance in Central Bank of India Ltd.	... 20,549.69
Deposit with Municipal Cooperative Bank	... 30,000.00		
National Saving Certificates	... 50,000.00		
Municipal Debentures	... 24,875.00		
			<u>1,04,875.00</u>
Total	... 1,25,737.21		<u>1,25,737.21</u>

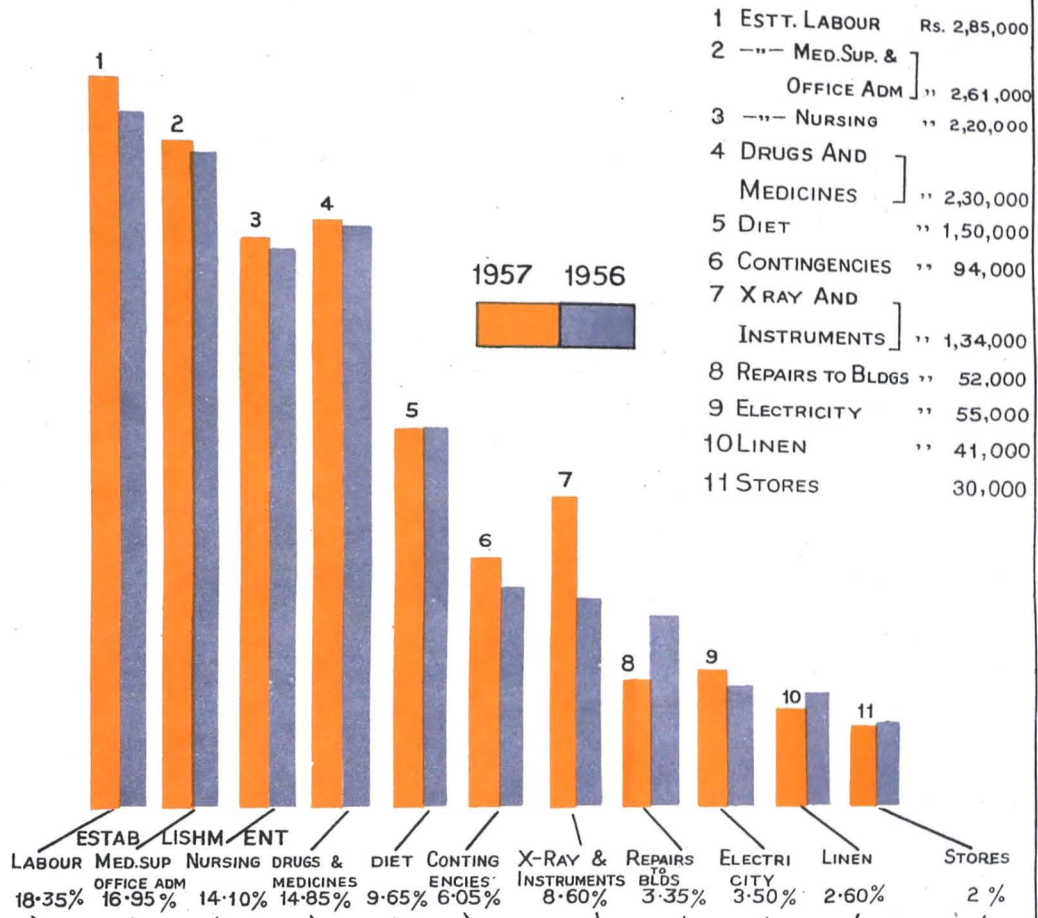
APPENDIX No. 17

MUNICIPAL GENERAL HOSPITAL, SION, POOR BOX FUND

List of Donors who have donated Rs. 50 and above during the year 1957-58.

Name.	Amount.
	Rs. nP.
(1) Shri Sayanna Muttanna	... 50.00
(2) Shri Diwanchand Gopichand	... 151.00
(3) Shri Balwantraj Kalyanji	... 100.00
(4) Shri Triloksing Bishensing	... 101.00
(5) Messrs. Zandu Pharmaceutical Works Ltd.	... 101.00
(6) Messrs. Tata Mills Ltd.	... 250.00
(7) Shri Prabhu Bhakta	... 1,402.40
(8) Shri Pitambardas D. Vora	... 57.00
(9) Shri J. Menezes	... 100.00
(10) Smt. Usha mbalal	... 50.00
(11) Shri Sitaram	... 51.00

APPENDIX 18
ALLOCATION OF GRANTS FOR THE YEAR 1957.



YEAR	PATIENTS TREATED		OPERATIONS PERFORMED	DELIVERIES
	O.P.D	INPATIENTS		
1956	4,43,596	18,873	12,737	5,343
1957	4,84,386	20,525	14,580	4,769

GROUP OF T. B. HOSPITALS, SEWRI. BOMBAY 15.

Administration Report for the year 1957-58.

The Group of T. B. Hospitals which comprises of the Ramesh Premchand T. B. Hospital, Extension Blocks (two semi-permanent buildings), the Bahadurji Block and the Old Turner Sanatorium, stepped into the 11th year of its existence in the year 1957-58. The following three T. B. Clinics were attached to the Group of T. B. Hospitals—(1) T. B. Clinic at Princess Street, (2) T. B. Clinic at Foras Road, and (3) T. B. Clinic and Isolation Ward at Dadar.

Dr. M. S. Kavarana, M.B., B.S., F.C.P.S. (Bo.m.), D.M.R.E. (Cantab), T.D.D. (Wales), continued to hold charge of the Hospitals and the T. B. Clinics, as Medical Superintendent, during the year under report.

Dr. I. D. Killawala, M.B., B.S., T.D.D. (Bom.), held the post of Assistant Medical Officer, during the year. In view of the expansion of the T. B. Hospitals, an additional post of Assistant Medical Officer was created at the Hospitals and Dr. S. A. Shah, M.B., B.S., D.M.R.E., D.P.H. (Bom.), T.D.D. (Madras) who was holding the post of Medical Officer In-charge, Foras Road T. B. Clinic, was appointed thereto.

Dr. J. H. Vanarase, M.B., B.S., T.D.D. (Wales), held the post of Medical Officer, Princess Street, T. B. Clinic. Dr. A. A. Panja, M.B., B.S., Medical Assistant, Foras Road T. B. Clinic, was appointed temporary Medical Officer In-Charge, Foras Road T. B. Clinic, as the scheduled post of Medical Officer could not be filled during the year under report.

Dr. M. M. Dahodwala, M.B., B.S., T.D.D. (Bom.), was appointed Medical Officer, at the Ramkunwar Daftary T. B. Isolation Centre on 29-11-1957.

Dr. S. S. Kothare, M.D. (Bom.), D.T.M.H. (Lond.), was appointed as Assistant Pathologist (Part time) from 2-9-1957.

The Honorary staff attached to the Group of T. B. Hospitals in 1957-58 was as shown in Appendix No. 1.

The 5 Medical Units and 4 Surgical Units continued to operate during the year.

Hospital Accommodation.

The scheduled strength of the beds for tuberculosis under the Bombay Municipal Corporation was raised to 646 in 1957. There were 458 beds at the R. P. T. B. Hospital, 100 beds at the Sarvodaya Hospital, Ghatkopar, and 88 beds at the T. B. Isolation Wards at the Ramkunwar Daftary Isolation Centre at Dadar.

Other Features.

With the raising of two floors over the R. P. T. B. Hospital, a stretcher type passenger lift was also installed at the Hospital during the year. The remaining work in connection with the raising of the additional floors over the R. P. T. B. Hospital at a capital cost of about Rs. 7 lacs including the cost of equipment, etc. was almost completed during the year under report.

Steps were taken towards the purchase of equipment and furniture for the additional ward, to the value of about Rs. 43,000 and the operation theatre equipment inclusive of a battery of high pressure sterilizers, operation table, lights, air-conditioning plant, etc., at a cost of about Rs. 1,10,000.

Details of beds at the G. T. B. Hospitals.

	Male.		Female.		Total.
	Early.	Advanced.	Early.	Advanced.	
(A) R. P. T. B. Hospital Group, Sewri:					
(a) Medical	106	50	79	50	285
(b) Surgical	114	...	59	...	173
	220	50	138	50	458
(B) Sarvodaya Hospital, Ghatkopar:					
Medical	75	...	25	...	100
(C) T. B. Isolation Centre, Dadar:					
Medical	...	44	...	44	88
	295	94	163	94	646

Admissions and Discharges.

The figures of patients treated at the Group of T. B. Hospitals during the year, are shown in Appendix No. 2.

The figures of patients admitted according to the age-groups are shown in Appendix No. 3. The heaviest morbidity was in the age-group between 16 and 35 years of age.

The figures of deaths occurred according to age-groups, are shown in Appendix No. 3A. Most of these deaths occurred out of the patients admitted on advanced side. The mortality figures show a high incidence of death in the age-group between 21 and 35 years.

Out-patient Department.

The out-patient department for selection of suitable cases for hospitalization was conducted at the Turner Anti T.B. Dispensary at Princess Street, by the Honorary Physicians and Surgeons attached to these Hospitals, until 17-2-1957. Patients had to be kept on waiting lists prior to their admission on account of shortage of beds. The O.P.D. for selection of the cases to be hospitalized, was transferred to the R. P. T. B. Hospital from 18-2-1957. The total number of patients examined at the O.P.D. of the Hospital was 4502.

Works Committee and Welfare Centre.

The Works Committee and the Welfare Centre established in the year 1950 as per Adjudicator's Award continued to function during the year. (The latter was supervised by the Labour Officer of the Bombay Municipal Corporation). Welfare activities such as literacy classes, library, games, debates, entertainment programme, etc., were carried out during the year.

Panel Committee.

Offences committed by the hospital labour employees were investigated by a panel consisting of the Labour Officer, the Assistant Medical Officer, the Matron and a representative of labour.

Library.

Indian and foreign medical journals were regularly subscribed to for the benefit of medical staff. Some new books on tuberculosis and other subjects by eminent authors were also purchased and added to the library during the year.

Visitors.

The Hospitals were visited by a group of delegates to the International Tuberculosis Conference which was held in New Delhi in January 1957. Visitors from Switzerland, Spain, Italy, France, Holland, Norway and United Kingdom were among the delegates.

Teaching.

Instructions in tuberculosis were given to the undergraduates of the G. S. Medical College, preparing for the M.B., B.S. degree examination of the University of Bombay, by members of the Honorary staff.

SPECIAL FEATURES.

The various departments of these Hospitals had the advantage of the most modern and upto-date apparatus and equipment. All the departments, viz. (1) X-Ray Department, (2) Laboratory, (3) Ear-Nose-Throat Department, (4) Operation Theatre and (5) Discharged patients' follow-up and the out-door A.P. and P.P. Refill Centre worked smoothly and did useful service.

(1) X-Ray Department.

There were 3 X-Ray plants in the department, viz., (a) one high power 400 M.A. machine for radiography and tomography, (b) one 60 M.A. machine for the routine screening of in-patients and out-patients coming for A.P. and P.P. refills, and (c) one portable machine for taking X-Ray of freshly operated cases and other acute-cases and cases with haemoptysis, etc.

A mass miniature X-ray camera, with a separate tube, for taking films 4" x 5" size was fitted to the existing 400 M.A. machine at a cost of Rs. 35,000. That facilitated taking miniature X-ray plates (at a very low cost) of all cases coming for admission. Accurate diagnosis was thus possible before admitting the patient respective sides, viz., medical, surgical and advanced. Repeat X-rays of cases undergoing treatment, as well as X-rays of follow-up cases were thus possible at a low cost.

The number of skiagrams, screenings and bronchographies done were 13,303; 72,860; and 98, respectively.

(2) Laboratory.

The laboratory was fully equipped with all the necessary equipment required. An Assistant Pathologist holding high academic qualifications and having varied experience of pathological work, was appointed during the year. With the help of the Assistant Pathologist, a beginning was made in histo-pathological work. Special equipment like a microtome, etc., required for the work, was purchased. Histo-pathological examination of specimens of lungs removed during surgical operations, was undertaken. Similarly, cultural examination and sensitivity tests of the tubercle bacilli strains to streptomycin was undertaken. Such tests would be extended to other anti-tuberculous drugs in due course of time. Further, a series of investigations were undertaken to demonstrate the presence of anti-bodies against tubercle bacilli in the patients' sera.

The work done by the department during the year is shown in Appendix No. 4.

(3) Ear-Nose-Throat Department.

566 new and 65 old cases were examined in the department during the year and 118 bronchoscopies were performed on patients.

(4) Operation Theatre.

The operation theatre had the advantage of a battery of electrically operated high pressure sterilizers, germicidal lamps, thermotic drainage pumps, suction pumps, electro-coagulation diathermy machine, a Compur Overhalt operation table for thoracic surgery, a general surgery operation table with extra devices, suitable theatre lights and complete sets of upto-date instruments for general and chest surgery. The operation theatre being air-conditioned, provided great comfort to the patients and the staff during operations which were often of prolonged duration. Steps were taken to equip and air-condition the new operation theatre constructed with the raising of the two additional floors over the R. P. T. B. Hospital, for coping with the increased number of operations being performed by the surgeons. The new equipment consisting of a battery of high pressure sterilizers, an operation table, lights, diathermy machine, etc., were also ordered.

The details of surgical work done are given in Appendix No. 5.

(5) Discharged patients' follow-up Deptt. and out-door A.P. and P.P. Centre.

The follow-up of discharged patients, and giving them A.P. and P.P. refills was continued during the year. The total number of such A.P. and P.P. refills given were 152 and 26,313 respectively. The stay of patients being limited due to the number of beds available being inadequate, the administration of A.P. and P.P. refills after their discharge was considered to be the best way by which continuity of treatment and follow-up of the patients could be maintained. There were 653 new admissions to the out-door A.P. and P.P. refill Department during the year. Refills were also given at the Municipal T.B. Clinics at Princess Street, Foras Road and Dadar where such of the patients were directed as were staying in the vicinity of those clinics and who found it convenient to go there.

The discharged patients were also followed up by the honorary staff by regular periodical check-up at the Group of T.B. Hospitals.

The work done in the wards is shown in Appendix No. 6.

**Staff Accommodation.
(New Quarters)**

Three new structures having a total of 72 one-room tenements were constructed for accommodating the labour staff which was so far housed in temporary kutchas hutments which deserved to be demolished.

Expenditure.

The average expenditure per patient per day was Rs. 6.46. The total annual expenditure on the Group of T.B. Hospitals amounted to Rs. 10,59,430 as against Rs. 9,50,840 during the previous year. Additional expenditure incurred on the patients accommodated on the reserved beds at the Sarvodaya Hospital was Rs. 2,40,730.

POOR BOX CHARITY FUND.

The account of the fund is as follows:—

Opening balance on 1st January 1957	Rs. 10,169.98
Total collections during the year	„ 7,597.56
*Amount spent during the year	„ 4,136.83
Balance on 31st December 1957	„ 13,630.71

* For details of expenditure see Appendix No. 7.

DONATIONS.

Gifts and donations received during the year:—

- (1) *Messrs. British India Steam Navigation Co. Ltd.*: A monthly donation of Rs. 100 with an additional donation of Rs. 1,500 in the month of December 1957, was received from the Company.
- (2) *Shri G. J. Zaveri*. Rs. 600 for blood transfusions.
- (3) *Shri Prabhu Bhakta*: (Through Shri G. J. Zaveri) was kind enough to distribute milk to the patients for 10 days, to the value of Rs. 1,000.
- (4) *Indian Red Cross Society*: A water-cooler costing about Rs. 1,828.
- (5) *Shri Marwal D'Souza*: Rs. 133 for blood transfusions.
- (6) Gifts of milk-powder, food grains, cheese, corn syrup, etc., were received from time to time during the year under report, from the following Agencies:—
 - (1) The Salvation Army
 - (2) The Catholic Relief Services through His Eminence, the Cardinal.
 - (3) Red Cross Society.

The articles were distributed to the poor and needy in-patients and to the T.B. patients receiving A.P. and P.P. treatment at the out-door department of these Hospitals, free of any charges, irrespective of race, caste and creed.

T. B. CLINICS.

The T. B. Clinic at Lalbaug was closed on 9th June 1957, when a new T. B. Clinic and 88 bedded Isolation Ward for advanced cases was opened at Dadasaheb Phalke Road, Dadar. The premises of the 'F' Ward Conservancy Stables were remodelled and converted into an Isolation hospital for T.B. patients, accommodating 88 beds (44 for male and 44 for female), and a T.B. Clinic.

The Trustees of the Shri Ramkunwar Charitable X-ray Institute Trust donated a sum of Rs. 51,001 for the setting up of the above mentioned Isolation Centre which was named at their request, as "The Ramkunwar Daftary T.B. Clinic and Hospital."

The Government of India were kind enough to donate a non-recurring grant of Rs. 1,25,000 for the Isolation Centre under reference, as a part of their objective to establish new T.B. Clinics and Isolation Wards for T.B. patients, in their Second Five Year Plan. They have also supplied the necessary X-ray machine with a camera for mass miniature X-rays, and full laboratory equipment consisting of (1) Incubator, (2) Centrifuge, (3) Microscopes and (4) Autoclave etc., free of cost, for the use of the Clinic and Hospital.

The Isolation Centre was declared open, on 9-6-1957, by the Honourable Dr. Jivraj N. Mehta, Finance Minister, Government of Bombay, when Shri M. V. Donde, the then Mayor of Bombay, presided.

The Isolation Centre is a fore-runner of other more centres of its kind, which the authorities of the Corporation desire to open in the Greater Bombay, when the funds and accommodation permit, so as to remove infectious T.B. cases from thickly populated houses.

The work done at the T.B. Clinics at Princess Street, Foras Road and Dadar, is given in Appendices 8 and 10.

The work done at the Ramkunwar Daftary Isolation Centre is given in appendices 11, 12 and 13.

M. S. KAVARANA,
M.B.B.S., F.C.P.S. (Bom.), D.M.R.E. (Cantab), T.D.D. (Wales)

Medical Superintendent, Group of T.B. Hospitals.

**GROUP OF T. B. HOSPITALS.
(1957)**

APPENDIX No. 1

List of Honoraries attached to Group of T. B. Hospitals.

5 Honorary Physicians :

- (1) Dr. S. S. Ugrankar, M.B.B.S., M.R.C.P. (Lond.).
- (2) Dr. R. M. Patel, M.D., (Bom.), T.D.D. (Wales).
- (3) Dr. S. P. Mehta, M.D., (Bom.).
- (4) Dr. N. M. Shah, M.D., (Bom.), M.R.C.P. (Lond.).
- (5) Dr. M. D. D'shmukh, M.R.C.P. (Lond.), T.D.D. (Wales).

3 Honorary Assistant Physicians :

- (1) Dr. J. H. Thacker, M.D., D.C.H., D.M.R.E. (Bom.).
- (2) Dr. S. D. Store, F.C.P.S., M.D., (Bom.), M.R.C.P. (Ed.).
- (3) Dr. T. B. Master, M.D., F.C.P.S., (Bom.), T.D.D. (Wales).

4 Clinical Assistants (Medical):

- (1) Dr. B. N. Lulla, M.D., (Bom.), M.R.C.P. (Ed.).
- (2) Dr. R. M. Kapadia, M.D., (Bom.), F.R.F.P.S. (Glasgow), D.T.M. & H. (Lond.) M.R.C.P. (Ed.).
- (3) Dr. S. L. Balse, M.D., M.R.C.P. (Lond.), M.R.P.P.E., D.C.H. (Eng.) D.T.M. & H. (Eng.).
- (4) Dr. J. C. Kothari, M.D. (Bom.).

4 Honorary Surgeons :

- (1) Dr. C. S. Patel, M.B., L.R.C.P., F.R.C.S. (Eng.).
- (2) Dr. M. K. Vora, M.S., (Bom.).
- (3) Dr. B. R. Billimoria, F.R.C.S., (Eng.).
- (4) Dr. K. N. Dastur, M.S., (Bom.), F.R.C.S. (Eng.).

5 Honorary Assistant Surgeons :

- (1) Dr. K. A. Dalal, F.R.C.S., (Ed.).
- (2) Dr. M. P. Mehta, M.S., (Bom.), F.R.C.S., (Ed.), F.R.C.S., (Eng.).
- (3) Dr. V. S. Sheth, M.B.B.S., (Bom.), F.R.C.S., (Eng.).
- (4) Dr. Y. L. Ganjawala, M.B., F.R.C.S., (Ed.).
- (5) Dr. N. A. Shah, M.S., (Bom.), F.R.C.S., (Eng.).

1 Honorary E. N. T. Surgeon :

- (1) Dr. O. Chandra, D.L.O., M.S., (Madras).

2 Honorary Anaesthetists :

- (1) Dr. S. G. Talwalkar, M.B.B.S., (Bom.), D.A.R.C.P., (Lond.), F.F.A.R.C.S. (Eng.).
- (2) Dr. P. J. Nawathe, M.B.B.S., D.A., (Bom.).

2 Honorary Assistant Anaesthetists :

- (1) Dr. M. B. Thakar, M.B.B.S., D.A., (Bom.).
- (2) Dr. D. V. MEHER, M.B.B.S., D.A., (Bom.).

1 Honorary Radiologist :

- Dr. S. S. Katdare, M.B.B.S., D.M.R.E., (Bom.).

1 Honorary Pathologist :

- (1) Dr. M. G. Pradhan, M.B.B.S., (Bom.), D.T.M. & H., (Eng.), Ph.D., (Lond.).

APPENDIX No. 2.

Cases treated and the result of treatment.

(1) Cases remaining on 1st January 1957	447			
(2) New cases admitted from 1st January 1957 to 31st December 1957	...	Early	Males 1,241	Female 897
	...	Advanced	507	339
			1,748	1,236
Total No. of cases treated during the year 1957	...	3,431		2,984

Analysis of result

(a) Discharged as improved	...	2,558	
(b) Discharged as not improved	
(c) Non-tuberculosis cases	...	18	
(d) Left against Medical advice	...	144	
(e) Patients died during the year	...	268	
(f) Patients remaining on 1st January 1958	...	443	(254 Males and 189 Females).
Total	...	3,431	

APPENDIX No. 3.

Admissions according to age-group.

Upto	5	10	15	20	25	30	35	40	45	50	55	60	65	70	75	80	85	Total
...	19	89	490	781	522	464	222	158	111	56	36	20	9	8	1	2,934

APPENDIX No. 3A.

Deaths occurred according to age-group.

Upto (Years)	5	10	15	20	25	30	35	40	45	50	55	60	65	70	75	80	85	Total
1	1	5	14	38	65	39	21	15	31	15	8	8	6	1	...	268

*Admitted in 1956.

APPENDIX No. 4.

Work done in the Laboratory.

Blood count	3,235
Blood E.S.R.	8,844
Blood grouping	947
Blood matching	711
Bleeding and clotting time	189
Sputum (Slide) examinations	11,354
Sputum (Culture).....	37
Sputum examination.....	5,213
(Concentration method)	
Urine examinations	2,690
Faeces examinations.....	2,787
Miscellaneous tests	146
Sensitivity tests.....	11

Dadar T.B. Clinic. 121 96 404 486 459 267 209 116 283 2,441

APPENDIX No. 5

(A) Surgical operations performed

Phrenic Evulsions	193
Thoracoplasty	118
Lobectomy	121
Pneumonectomy	32
Miscellaneous operations	23
Total	487

(B) Special Examinations

Bronchography	110
Bronchoscopy, Laryngoscopy and Oesophagoscopy	74
Total	184

Appendix No. 6.

Work done in the wards.

Primary A. Ps.	22
Primary P. Ps.	1,005
Refills—A P.	72
Refills—P.P.	4,322

APPENDIX No. 7

Poor box charity fund accounts.

(a) Cost of blood transfusions	Rs. nP.
...	3,570.00
(b) Establishment charges	...
...	120.00
(c) Miscellaneous such as news papers, bills, Radio repairs, etc.	...
...	120.00
(d) Moiety paid to Medical staff	...
...	326.42
Total	...
...	4,136.42

APPENDIX No. 8.

Cases examined at the Clinics.

	Dadar B.T.Clinic	Princess Street	Foras Road	Lalbaug	Total
New cases of Pulmonary Tuberculosis	... 2,441	10,742	2,172	33	15,388
New cases of T. B. of other parts	10	10
New cases of non-tuberculosis	... 2,308	22,728	5,744	37	30,817
Total attendance of new cases	... 4,749	33,480	7,916	70	46,215

APPENDIX No. 9

T. B. Cases detected (at the clinics) according to age-group.

Upto (years)	10	15	20	25	30	35	40	45	50 and above	Total
Dadar	121	96	404	486	459	267	209	116	283	2,441
Princess Street	313	524	1,860	2,163	2,072	1,167	1,026	692	935	10,752
Foras Road	80	58	325	502	433	234	204	121	215	2,172
Lalbaug	33
	514	678	2,589	3,151	2,964	1,668	1,439	929	1,433	15,398

APPENDIX No. 10

Other work done at the Clinics.

	Dadar T.B.Clinic	Princess Street.	Foras Road	Lalbaug	Total
Total No. of contacts examined	708	2,183	385	6	3,282
Total No. of sputum Examinations (by the Municipal Analyst) *	...	638	107	...	1,102
Total No. of domiciliary visits	1,700	2,411	2,669	...	6,780
Total No. of radiograms taken	...	210	210
Total No. of screenings done	6,535	52,936	13,389	...	72,860
Total No. of attendance	10,784	48,935	21,544	982	82,245

A. P. and P. P. work done.

(a) Primary A. Ps. and P. Ps. induced at the clinic	...	3	14	...	18
(b) No. of cases referred for refills by the G. T. B. Hospital	207	252	175	...	634
(c) Total No. of A. P. and P. P. refills given	2,235	10,051	5,241	...	17,527

* There is a separate laboratory for the Dadar Clinic. The work done is shown in Appendix No. 13.

APPENDIX No. 11.

Cases treated and the results of treatment at the Ramkurwar Daftary T.B. Isolation Hospital and Clinic.

Hospital started on 9-6-1957.

(1) Cases remaining on 1st January 1957	Nil.
(2) New cases admitted from 1-1-1957 to 31-12-1957	229 (123 Males 106 Females.)
(3) Total No. of cases treated during the year 1957	229

Analysis of the result.

(a) Discharged as improved	...	29
(b) Discharged as not improved	...	36
(c) Non-tuberculosis cases	...	53
(d) Left prematurely against advice	...	3 (50 improved and 3 not improved).
(e) Patients died during the year	...	35
(f) Patients remaining on 1st January 1958	...	76
Total	...	229

APPENDIX No. 12.

Cases admitted and deaths occurred according to age group at the Ramkumar Daftary T.B. Isolation Centre and Clinic.

Age-group.	No. of patients admitted.	No. of deaths occurred.
1-5	<i>Nil.</i>	<i>Nil.</i>
6-10	2	<i>Nil.</i>
11-15	6	1
16-20	29	5
21-25	50	7
26-30	43	3
31-35	21	<i>Nil.</i>
36-40	18	2
41-45	21	7
46-50	22	5
51-55	6	1
56-60	5	2
61-65	3	1
66-70	2	1
71-75	<i>Nil.</i>	<i>Nil.</i>
76 and above	1	<i>Nil.</i>
Total ...	<u>229</u>	<u>35</u>

APPENDIX No. 13.

Work done in the laboratory at the Ramkumar Daftary T.B. Isolation Hospital and Clinic.

(from 7th September to 31st December 1957).

Blood count	1
Blood E.S.R.....	28
Sputum examinations (Slides).....	357
Urine examination	5

(Ward and O.P.D. work included).

LEGAL DEPARTMENT

Subject: Administration Report for the year 1957-58.

During the year under report, Shri B. G. Desai was in charge of this Department upto 29th July 1957 when he retired from Municipal service due to superannuation.

Shri P. D. Dalal was appointed on 30th July 1957 to hold the post of Acting Solicitor to Corporation and thereafter he was in charge of this Department.

This Department attended to the following work:—

(1) All conveyancing matters including Sales, Leases, Agreements, Contracts and Licences (2) Suits and other proceedings in the High Court, City Civil Court and Small Causes Court (3) Appeals against rateable value in the Small Causes Court (4) Prosecutions under the Municipal Act and other cases in the Police Courts (5) References from various Departments on questions of law (6) Amendments of the Municipal Act, Rules and Bye-laws (7) Cases under the Workmen's Compensation Act.

During the year under report 7,866 files were received from various Departments and 1,765 letters were written to outside parties or their legal advisors; opinions on different departmental matters and advices on 110 documents were given.

The Department attended to the following matters in the different Courts —24 High Court Suits, 178 City Civil Court Suits, 13 High Court Criminal Revision Applications, 13 High Court Criminal Appeals, 3 civil Revision Applications, 1 civil first Appeal, 141 Assessment Appeals, 140 Small Causes Court Suits, 32 Small Causes Court References, 37 Ejectment Applications in Small Causes Court, 354 Police Court Cases, 12 Applications before the Commissioner, Workmen's Compensation, 290 Applications under the Minimum Wages Act and 192 Applications under the payment of Wages Act.

The following documents were completed:—

6 Conveyances, 25 Leases for 999 years or in perpetuity, 7 New Leases, 1 Surrender, 14 Temporary Leases (Monthly Tenancy Agreements), 40 Licenses to Assign, 27 Licenses and Deed of Covenants, 7 Agreements, 8 Powers of Attorney and 5 other Documents.

During the year under report, the income of this Department (costs recovered) amounted to about Rs. 12,779-94 nP. and the expenditure to about Rs. 84,379-40 nP.

Details of the High Court Suits are given in the statement attached.

Serial No.	Suit No.	Names of parties.	Nature of Suit.	Remarks.
1	H. C. Suit No. 2784 of 1949...	M. C. vs. A. A. Bhorina	Suit for recovery of possession and also for recovery of arrears.	Decree has been passed and execution proceedings are in progress. Since the Defendant has died after the passing of the decree, steps are being taken to take out a notice against the heirs and legal representatives of the deceased defendant to show cause why the said decree should not be executed against them.
2	H. C. Suit No. 354 of 1953...	Shiv Dulare Tiwari vs. M. C.	For damages in respect of Plaintiff's dismissal from Municipal Service.	Suit pending.
3	H. C. Suit No. 781 of 1953...	M. C. vs. Ganpat V. Apte and Others.	For recovery of arrears of property taxes.	Preliminary Decree on charge is passed on 8-2-1957. Steps are being taken to obtain a decree Absolute for Sale.
4	H. C. Suit No. 90 of 1955 ...	M. C. vs. M.A.S. Meherbakhsh and Another.	Suit for recovery of possession and also for recovery of arrears.	Decree passed on 7-10-1955 and execution proceedings taken in pursuance thereof are in progress.
5	H. C. Suit No. 91 of 1955 ...	M. C. vs. Nabi Abdulla Seth.	Suit for recovery of possession and also for recovery for arrears.	Vacant possession taken on 28-3-1955. Decree to be executed for recovery of the Decretal amount.
6	H. C. Suit No. 339 of 1956...	Mathradas Haridas Thakkar vs. M. C.	Suit for return of the goods and machinery or in the alternative for damages.	Suit pending
7	H. C. Suit No. 378 of 1956...	Shankar Gunaji Chavan vs. Municipal Commissioner and Another	For a declaration that the Plaintiff and other members of the mandal are not squatters in the Dadar Municipal Market but they are stall holders etc.	Suit pending.
8	H. C. Misc No. 395 of 1956	Jagdambasingh vs. M. C. and Others.	For Writ of mandamus in respect of notices issued under Section 380 of the Bombay Municipal Corporation Act.	Petition pending.
9	H. C. Misc No. 397 of 1956.	Devnarayansingh vs. M. C. and Others.	Do.	Do.
10	H. C. 1st Appeal 494 of 1956.	Khawaja Abdul Rahim vs. M. C. and Another.	Appeal from the decision of the City Civil Court in respect of Buchers shop at Worli.	Appeal pending.

Serial No.	Suit No.	Names of parties.	Nature of Suit.	Remarks.
11	H. C. First Appeal No. 638 of 1956 from Small Causes Court.	Rustom Pir vs. M. C.	Appeal against the order made in Municipal Appeal No. M/183 of 1955 in S. C. Court.	Appeal pending.
12	H. C. First Appeal No. 639 of 1956.	Do.	Appeal against the order made in Municipal Appeal No. M/1 of 1956.	Appeal pending.
12A	H. C. Misc. No. 51 of 1957...	Birendrasingh M/s. M. C. & others.	For an order for issue of a permit in respect of Mitsui Mills.	Petition dismissed.
13	H. C. Misc. No. 123 of 1957...	Thakkar Vallabhji Keshavji vs. P. R. Nayak.	Petition challenging the validity of the Municipal Election Rolls of voters relating to the Ward comprising Mulund.	Petition dismissed.
14	H. C. Misc. No. 144 of 1957.	P. V. V. Kamat vs. P. R. Nayak.	For Writ of mandamus directing the Respondent to alter to correct the Ward Roll by inserting the name of the Petitioner and for injunction from proceeding with the Municipal Election Etc.	Petition withdrawn with the leave of the Court.
15	H. C. First Appeal No. 224 of 1957.	B. M. Buch and Others vs. Indersingh and Others.	Appeal against the decree dismissing the Plaintiffs suit for a declaration and injunction restraining the Corporation from proceeding with the Application No. M/63 of 1956 of the S. C. Court.	Appeal dismissed with costs. Costs to be recovered.
16	H. C. Misc. No. 359 of 1957.	Gidda Rama Vadari vs. Senior Asst. Engineer & Others.	Petition for restraining the Corporation from executing the Notice under Section 380 in respect of huts near Goregaon Railway Station.	Petition allowed to be withdrawn and the Petitioners were ordered to submit plans to the Corporation.
17	H. Court 1st Appeal No. 688 of 1957.	Chhaganlal Motichand vs. M. C.	Appeal from the decision of the City Civil Court in respect of ejection action regarding Plots 1A and 1B.	Appeal dismissed.
18	H. C. 1st Appeal No. 689 of 1957.	Atmaram Sadashiv vs. M. C.	Do.	Do.
19	H. C. 1st Appeal No. 690 of 1957.	Kashinath Shivaji Shedge vs. M. C.	Do.	Do.
20	H. C. Special Case No. 40 of 1958.	The Union of India vs. M. C.	Case submitted for the opinion of the Court in respect of the dispute regarding payment of the arrears of Taxes for properties at Juhu Aerodrome belonging to the Union of India.	Case pending.
21	H. C. First Appeal No. 43 of 1958.	Gokaldas Naranji & Another vs. M. C. and Another.	Appeal against the decree dismissing the suit for a declaration that the piece of land off Gowalia Tank Road is of the Plaintiff's exclusive ownership.	Appeal pending.
22	H. C. Misc. No. 70 of 1958...	Kison Ramji vs. M. K. Vaidya and Another.	For Writ of Prohibition and Writ of mandamus in respect of enforcement of the order of demolition of the huts on Plot No. 372, T.P. Scheme No. 3. Bandra.	Petition allowed.
23	H. C. Misc. No. 71 of 1958	Tanji Sonoo vs. M. K. Vaidya and Another.	Do.	Do.
24	H. C. Misc. 93 of 1958	M. C. vs. Akbar S. Sarolla and Others.	Petition against the decision of the District Judge, Thana for an order to issue a Writ and for quashing the order of the District Court regarding the liability of the Western Railway Administration for payment of property taxes to the Ex-Malad Municipality.	Petition admitted and Rule issued.

EDUCATION

Smt. Kapila T. Khandvala, B.A., B.T., (Bom.), M.A. (U.S.A.), continued to hold the office of the Education Officer, throughout the year, except during her leave period from 24th December 1957 to 15th January 1958, when Shri M. P. Shah, B.Sc., B.T., T.D. (Lond.), Superintendent Municipal Gujarati and Aided Schools, officiated as Education Officer.

II.—Municipal Schools, Pupils and Teachers.

The number of Municipal Schools and Classes in Greater Bombay at the beginning and at the end of the year, was as follows:—

	As on 1st April 1957.				As on 31st March 1958.			
	City.	Suburbs.	Extd.		City.	Suburbs.	Extd.	
			Suburbs.	Total.			Suburbs.	Total.
Schools	355	109	54	518	364	124	56	544
Classes	47	39	1	87	46	34	4	84
Total	402	148	55	605	410	158	60	628

The following changes took place in the number of schools and classes during the year under report:—

	City.	Suburbs.	Ext. Suburbs.	Total.
(1) No. of New Classes opened	7	10	4	21
(2) No. of Schools opened	1	1	...	2
(3) No. of classes converted into schools	8	14	...	22
(4) No. of schools taken over	2	2
(5) No. of classes closed	...	1	1	2

On the principle of providing higher standards for 35 children or more in the City and Suburban schools and 25 children or more in the outlying far away schools in the Suburban villages or in areas with village conditions, higher standards viz., V, V₁ and VII were opened in 23 schools in the City and 14 schools in the Suburbs from June 1957 thus, providing facilities for Upper Primary Education.

The total number of Upper Primary (including Vocational) and Lower Primary Schools and Classes was 258 and 370 respectively as against 245 and 360 during the preceding year. The scheme of amalgamation of schools and co-education introduced during the year 1949 with a view primarily to effecting economy and fostering feelings of fraternity among the pupils worked smoothly and efficiently and the teachers and pupils worked in harmony and co-operation. As a result of a number of representations from members of the public and parents for allowing girl pupils to sit in Stds. VI and VII of Boys' Schools—there being no Girls' schools in the vicinity—admission of girls in Stds. VI and VII of Boys' Schools and *vice versa* was allowed in certain schools provided the parents of the girls and boys had no objection to such admissions. The new arrangement worked satisfactorily.

The total number of pupils on Rolls at the end of the year in Municipal Schools in Greater Bombay stood at 2,75,984 (2,08,153 in the City Schools, 52,175 in the Suburban Schools and 15,656 in the Extended Suburban Schools). The number of pupils in the Lower Primary Classes was 2,11,836 (1,56,370 in the City, 43,084 in the Suburbs and 12,382 in the Extended Suburbs) and the number of pupils in the Upper Primary Classes was 64,148 (51,783 in the City, 9,091 in the Suburbs and 3,274 in the Extended Suburbs). It will be seen from Appendix I that there was a net increase of 32,462 pupils during the year. The highest number of pupils on Rolls in Municipal Schools was however 3,03,619 (2,30,534 in the City Schools, 56,266 in the Suburban schools and 16,819 in the Extended Suburban Schools) at the end of August 1957. The number fell to 2,75,984 at the end of March 1958. The average number of pupils throughout the year was 2,36,796 (1,82,478 in the City Schools, 42,704 in the Suburban Schools and 11,614 in the Extended Suburban Schools), as against 1,97,735 in the preceding year. It has been observed for a number of years that a gradual rise in the number of pupils till August/September followed by a fall in that number in the latter half by the end of March has been a characteristic feature in Municipal schools and this is attributed mainly to the migratory nature of the labour population in the City and the restriction on admission in Municipal Schools after 31st July, striking off the names of pupils on account of continuous absence and also due to the indifference of parents in not continuing to send their children to schools on account of poor economic conditions. A statement showing Municipal schools and pupils is given in Appendix No. I.

The total No. of Teachers (permanent and non-permanent) in Municipal schools at the end of last year was 6,603 out of whom 271 were special teachers. The number increased to 7,316 (with 299 special teachers) during the year under report. Out of 5,321 ordinary teachers in the City Schools 4,773 (i.e., 89.7 per cent.) were trained. In the Suburban Schools, out of 1,349 ordinary teachers (1,167 i.e., 86.5 per cent.) were trained while in the Extended Suburbs out of 347 ordinary teachers only 155 (i.e., 44.6 per cent.) were trained. The percentage of trained teachers in Municipal Schools has been thus gradually increasing from year to year. A statement showing the details for the number of trained, untrained, permanent and non-permanent teachers in Municipal Schools is given in Appendix No. II.

In the year 1953, the old practice of assessing the requirements of teachers entirely on the basis of the number of children on the rolls and those attending was changed as the same was more or less found unsuitable owing to the uneven sizes of class rooms and also due to fluctuations in these (attending) numbers. As an alternative it was decided to fix the number of teachers required according to the number of classrooms in actual use (including rooms used twice in double sessions schools) thus ensuring one teacher for each class room. The then prevailing basis for granting additional teachers to larger schools was also revised allowing only one additional teacher to each school having an Average attendance of 500 or more. The provision of leave reserves (which was formerly at 10 per cent.) was also reduced to 7½ per cent. The new formula known as "Class Rooms Formula" was approved by the Education Committee in August 1953, provisionally as an experimental measure and the same continued to be followed for assessing the requirements of teachers during the year under report. The adoption of "The Class Room Formula" was a novel experiment resulting in far reaching changes in the system hitherto followed by the Department. It was desirable to gauge the full implications of the Formula after carefully observing its working for a considerable time, so as to arrive at a final decision to accept it as a permanent measure after necessary modifications in the light of experience gained so far, for determining the assignment of teachers to schools. It was observed that on the basis of the leave admissible to teachers, a leave reserve of 3½ per cent. of the total number of Teachers should be adequate. Hence, the percentage of leave reserves has been reduced from 7½ per cent. to 3½ per cent.

The Supervision of Municipal Schools continued to be attended to by the Education Officer, the Superintendents and the Subordinate Supervising Officers of the Department. The post of an Assistant Superintendent for Urdu Schools that was created temporarily in the year 1955-56 in order to give adequate help to the Superintendent of Urdu Schools was brought on the Establishment Schedule for 1957-58. The Supervising Officers paid Educational and Surprise visits to the schools, inspected the lessons given by the teachers and also the School Records, etc., and made useful suggestions to improve the tone of efficiency and discipline in Municipal schools.

As usual the syllabus of studies was divided month by month for the guidance of teachers and for facilitating gradual completion of studies in time as per schedule. Teaching Aids on different subjects were supplied to the Schools in order to make teaching more interesting and effective. Additional Teaching Aids such as Maps, Charts and Models were also prepared by the teachers themselves. Hindi was continued to be taught in the Upper Primary Classes. Teachers' Diaries and Pupils' Progress Cards and Registers continued to be maintained as usual and parents were kept informed of the progress, conduct and attendance of their wards by forwarding to them the Progress Cards every month. Fortnightly tests were discontinued since 1955-56, as the same were found to be unsuitable. Monthly Tests for pupils of Stds. IV to VII and weekly Tests for Stds. I to III were introduced instead. Pupils of Stds. I to III were promoted to higher standards at the end of the year on the basis of the results of the Weekly Tests throughout the year. The rules for the Double Promotion Examination were revised as to give facilities of accelerated promotion only to overage and extra ordinary bright pupils. Double Promotion Examination as per the Revised Rules was conducted in August 1957 by the Supervising Officers. In all 447 i.e., 96.9 per cent pupils out of the total of 461 pupils who had appeared for the Examination were successful and promoted to higher standards from 1st September 1957.

Written Examinations of Pupils of Stds. IV to VII were held in the months of March and April 1958 by a Central Examination Board including representatives of the Municipal Teachers' Federation and the Municipal Head Teachers' Association, specially constituted for the purpose. Sub-Committees were appointed by the Board for the purpose of setting the Question Papers on the different subjects and the Sub-Committees forwarded to the Paper Setters selected questions from those received from the Schools of different zones. The Examination was conducted in the bigger schools and the Answer Books were assessed by the selected teachers at fixed Centres under the Supervision of the Supervising Officers. Standardwise Results of the Annual Examinations of Municipal Schools held in March and April 1958 are given in Appendix III. The results of the City Schools were 82 per cent. while those of the Suburban Schools and the Extended Suburban Schools were 80 per cent. and 82 per cent. respectively. A Supplementary Examination will be held in July 1958 for the benefit of those pupils who could not appear at the Annual Examination due to circumstances beyond their control.

In all 13,021 (10,857 from City, 1,638 from Suburbs and 526 from Extended Suburbs) from Municipal Schools appeared for the Primary School Certificate Examination 1958 and 5,768 of them (4,779 from City, 698 from Suburban schools and 291 from the Extended Suburban schools) were successful.

The following factors, *inter alia*, hampered the progress of the pupils in Municipal Schools :—

- (1) Largeness of certain classes,
- (2) Lack of suitable School Buildings,
- (3) Inadequate facilities to pupils to study at home and
- (4) Economic conditions of the parents resulting in irregular attendance and long and continuous absence of pupils.

With a view to avoiding over-crowding in Classes it was laid down that ordinarily a Class should not have more than 50 pupils to facilitate proper attention to pupils. However, in Schools with big Class-rooms, the number of pupils in a class sometimes reached a figure of 55/60 rendering the class unwieldy and unmanageable for the Class Teacher. Consequently, the necessity of doing teaching work in detail by giving individual attention could not be fulfilled in some of the Schools. On the other hand, in Schools housed in hired residential buildings, overcrowding on account of inadequate space was an impediment in the way of efficient instruction. In all, about 372 Municipal Schools and Classes were required to be run in two sessions for want of sufficient

accommodation, and 2,660 class rooms were required to be used twice. This measure, though resorted to as a matter of necessity, has been hampering instruction besides causing a lot of inconvenience to the pupils, teachers and the parents. A programme of construction of new School Buildings, which is being implemented on a larger scale, would, it is hoped, improve the situation considerably in a few years.

The existing curriculum for Stds. I to VII revised by the Government came into force in the year 1955 and is being followed in the Municipal Schools from June of that year.

As per the directions given by Government Resolution, Education Department, No. T.B.K. 105-H, dated the 12th January 1956 as per the proviso of Section 62BB of the Bombay Municipal Corporation and City of Bombay Primary Education (Amendment) Act 1950, Text-Books prescribed for the academic year 1956-57 and 1957-58 were used in the Municipal Schools during the year under report. Text-Books in use during 1955-56 in Telugu, Tamil and Malayalam Primary Schools were continued during the year under report as per the directions of Government contained in the Government Resolution cited above.

During the year Government directed all Local Bodies to use Copy writing books in their Schools with a view to find out whether this would help to improve the hand-writing of pupils. The use of Copywriting books was introduced in our schools and after two years it has been found to be helpful.

The Rahimtulla Currimbhoy Urdu Training Institute for Lady Teachers continued to function as usual. During the year under report 39 pupil-teachers in the 1st. Year and 38 in the IInd. Year were under training at the Institute. All the 39 Trainees of the 1st. Year Class were promoted to the IInd. Year Class. Out of 38 trainees of the IInd. Year Class 29 (i.e., 76 per cent.) were successful at the Primary Teachers' Certificate Examination. On account of the revision of the course of studies, Government held a supplementary examination for failed P. T. C. candidates in October 1957 at which 32 trainees appeared and 16 of them were successful. Since the year under report, the new revised P.T.C. basic syllabus was introduced and the trainees were prepared for the Junior Primary Teachers' Certificate Examination accordingly. Various Extra-curricular activities, such as, celebration of National festivals, observing Gandhi Jayanti Week etc., were carried on during the year. Models pertaining to the Independence Movement, Maharani of Jhansi, Historical Dandi March were also prepared by the trainees. A camp for the benefit of trainees of IInd. Year Class was arranged at Aurangabad during the year under report.

Fees at the rate of Rs. 2 for Std. V, Rs. 2-4-0 for Std. VI and Rs. 2-8-0 for Std. VII were continued to be charged during the year under report, education in the lower standards being entirely free. All children belonging to Scheduled Castes, however, continued to be admitted and taught free in Municipal Upper Primary Schools. Children of all Municipal employees drawing a salary upto Rs. 240 per month were also exempted from the payment of fees. Freeships and half-freeships were granted to poor and deserving pupils to the extent of 40 per cent. (30 per cent. full freeships and 20 per cent. half-freeships) of the children attending the schools. During the year, in all 20,209 pupils received free studentships out of whom 7,785 were children of Scheduled Castes and 2,524 were children of Municipal employees. Besides these about 10,010 children were granted half-freestudentships. The amount of interest accrued on the various Trusts and endowment Fards was distributed among the eligible pupils in accordance with the terms and conditions of the respective trusts.

The progress towards the replacement of old type of furniture and the adequate supply of equipment and teaching aids and materials continued as usual during the year under report. School equipment including furniture articles, etc., worth Rs. 1,32,000 (approx.) was purchased during the year. Text books, slates, slatepens, etc., worth Rs. 20,900 (approx.) were ordered out during the year for being distributed to poor and deserving children in Municipal Schools.

The number of Municipal owned school buildings at the beginning of the year was 71, out of which 35 were in the City and 36 in the Suburbs. 2 school buildings at Colaba at the approximate cost of Rs. 8,50,000 and another school at Santa Cruz were built during the year under report. Thus the number of Municipal owned school buildings rose to 74 (37 in the City and 37 in the Suburbs). There were 25 Municipal owned school buildings in the Extended Suburban area. Extensions were carried out to Municipal school buildings at Laxmi Narayan Lane, Matunga and at Souter Street, Byculla.

The remaining schools accommodated in rented buildings which were originally meant for residential purposes, continued to be a handicap, more so, for want of proper and timely repairs which the landlords are rather reluctant to carry out. While the number of pupils in Municipal schools has been increasing from year to year, it has become practically impossible to acquire additional accommodation except by way of constructing new school buildings or extending the existing ones. Alive to this problem, the department is making a steady and planned progress towards the construction of new school buildings, extension of the existing ones and the acquisition of private plots and structures wherever possible.

III.—Municipal Aided and Recognised Schools.

The number of Aided Schools on the last day of the year was 226 in the City, 67 in the Suburbs and 41 in the Extended Suburbs. During the year, 4 new schools were granted registration, one school was removed from the list of Aided Schools to the list of Recognised Schools, one school was amalgamated with another school, 4 schools were closed down, 3 schools were taken over by the Corporation and 15 schools which were shown in the last year's report as recognised Unaided schools in the Extended Suburbs were now transferred to the recognised Aided Schools.

The number of pupils in Aided Schools in the City, Suburbs and Extended Suburbs increased during the year under review from 79,815 to 87,928 as per details given in Appendix No. IV. The average number of pupils on Roll in Aided Schools in the City during the year was 59,269 as against 56,842 and the average daily attendance was 53,998 (i.e., 91.1 per cent.) as against 51,532 (i.e., 90.7 per cent.) of the previous year. In the Suburbs, the average number of pupils on Rolls was 18,291 as against 15,975 and average daily attendance was 16,434 (i.e., 89.8 per cent.) as against 13,942 (i.e., 87.2 per cent.) of the previous year. The average number of pupils in the Extended Suburbs was 10,083 and the average daily attendance was 8,932 (i.e., 88.5 per cent.) as against 4,694 (i.e., 85.19 per cent.) of the previous year.

The total number of teachers in Aided Schools as on 31st March 1958 was as follows:—
 Teachers in Aided Schools.

	City.	Suburbs.	Extended Suburbs.	Total.
Ordinary Teachers	1,752	500	307	2,559
Special Teachers	366	75	31	472
Total	2,118	575	338	3,031

Out of 2,559 Ordinary Teachers 1,742 were trained and 817 were Untrained. The percentage of trained teachers in Aided Schools to the total number of teachers worked out to 46.9 which compared unfavourably with the percentage of trained teachers in Municipal Schools which is 86.8 per cent.

The Superintendent Gujarati Schools (South) continued to be in-charge of the Aided Schools except for a period of 23 days when he was appointed as Acting Education Officer and when the Inspecting Staff of the Aided Schools. The Superintendent was assisted in his work by an Assistant Superintendent and five Inspecting Officers. Educational work of the Aided Schools was observed, checked and guided by surprise visits, inspection visits, etc., by the Inspecting Officers. Their registers and records were also checked by the clerical staff of the Aided Section. Some of the Officers of the other sections also assisted the Superintendent, Aided Schools, in his work of annual educational inspection of the Aided Schools.

The power of administering grants to Aided Schools vests in the Corporation under Section 62-C(3) of the Bombay Municipal Corporation Act. The rate of the maximum admissible expenditure per pupil per annum in respect of the Aided Schools continued to be Rs. 47. The total amounts of grants assessed as per rules in favour of the Aided Schools (including 4 special institutions) for the year under report amounted to Rs. 7,74,373 for the City Schools and Rs. 2,33,333 for the Suburban Schools as against the corresponding figures of Rs. 7,35,966 and Rs. 2,11,176 respectively of the previous year. The grants assessed were subjected to suitable cuts in respect of certain schools as per the "Means" test as was done in previous years taking into consideration their source of income by way of fees etc. The amount of grants sanctioned by the Corporation under Resolution No. 114, dated the 23rd April 1958 to be paid to the Aided Schools is less by Rs. 58,174 than that of the amount paid in the previous year.

The question of payment of grants in favour of the following schools for the year 1957-58, was under consideration:—

Name of the School.	Remarks.
(1) Rapid Progress School	Grants were not assessed as the average number of pupils on roll was below 10.
(2) Khar Free Night School	Do. do.
(3) Kannad Free Night School	Grants were not assessed as the authorities of the school did not submit the accounts for inspection.
(4) Sharda Vijay Kannad Night School	Do. do.
(5) O'd Hanuman Lane Boys' and Girls' School.	Grants assessed for the years 1954-55, 1955-56, 1956-57 and 1957-58 were not paid for irregularities found in the working of the school. The enquiries are in progress.
(6) St. Blaise's High School	Inquiries are in progress into the reported irregularities.
(7) Kanara Vidyadayini Free Night School	Grants for the years 1956-57, 1957-58 were not paid due to the complaints received against the school.

The total amount of assessed grant in the case of Extended Suburban Schools came to Rs. 1,09,764 and the Budget Grant was Rs. 40,000. Various cuts were, therefore, applied to the assessed grant amount on the basis of income and expenditure. The final amount worked out to be Rs. 44,905. The amount was sanctioned under Corporation Resolution No. 177, dated the 28th April 1958.

The total expenditure incurred by the Aided School and the average cost per pupil to the Corporation by Aided Schools and year are given in Appendix No. V. Expenditure incurred by way of grants during the year under report with comparative figures of the previous the cost per pupil.

The standard of instruction obtained in some Aided Schools was comparatively low on account of General Conditions of inadequacy of teachers and equipment. The scales of salaries and of Dearness Aided Schools and Service conditions of teachers. Allowance in many Aided Schools were not as per the Municipal scales.

A revised draft Grant-in-Aid Code which was prepared and submitted to the Education Committee as mentioned in the previous reports is under consideration of that Committee.

Besides the Aided Schools, there were 56 other schools (48 in the City, 7 in the Suburbs and one in the Unaided and Re-Extended Suburbs) which were recognised but which did not receive aid from the Corporation. About 471 teachers (431 in the City, 32 in the Suburbs and 8 in Extended Suburbs) were working in these schools imparting education to about 11,214 pupils (10,243 in the City, 872 in the Suburbs and 99 in the Extended Suburbs).

During the course of the year, 9 new schools (5 in the City, 3 in the Suburbs and 1 in the Extended Suburbs) were granted recognition and 5 schools (3 in the City and 2 in the Suburbs) were removed to the list of the Aided Schools. 15 Recognised Schools from the Extended Suburbs, which were taken over by the Municipality from the Thana District School Board on 1st February 1957 and which were shown as Unaided Recognised Schools were transferred to the list of Aided Schools.

IV.—Free and Compulsory Primary Education.

The work of enforcement of compulsion was being looked after by the Assistant Special Attendance Officer with the help of the Superintendents of Municipal Schools and their subordinate supervisory officers.

As required by Rule No. 5 of the Rules framed by Government under Section 18 of the City of Bombay Primary Education Act, as amended up-to-date, a census of non-attending children of school going age, i.e., from 6 to 11 years as well as those aged 3 to 6, was carried on from 8th July to 4th August 1957.

A Census Board consisting of 3 Superintendents, 2 Supervisors and the Asstt. Special Attendance Officer was formed to carry on the work smoothly. Besides, the office staff, 102 Head Enumerators, 887 Enumerators and 87 Peons were appointed for the purpose.

Due publicity, in different local languages was given to the Campaign through different public agencies such as All India Radio, Scheduled News-papers, Slides in Cinema Houses, Leaflets, Propaganda Vans, etc. etc.

Through the efforts of the Enumerators, non-attending compulsory age children as well as the children on the verge of school going age numbering as many as 42,611 (30,063 City, 9,760 Suburbs and 2,788 Extended Suburbs) were admitted in Std. I in Municipal Schools during the Census Campaign over and above the children of Compulsory age who got admission in other Lower Primary Standards in Municipal as well as Municipal Aided and Recognised Schools.

Besides, the Census revealed the following number of non-attending Compulsory Age Children along with the under-age children between 5 and 6 years as well as 3 and 5 years of age:—

	Compulsory age children.	Children between 5 and 6 years.	Children between 3 and 5 years.	Total.
City	13,256	9,334	26,721	49,311
Suburbs	4,880	2,941	7,955	15,776
Extended Suburbs	2,533	1,771	5,117	9,421
Total	20,669	14,046	39,793	74,508

V.—Vocational Education.

The Municipal Vocational Upper Primary Schools which prepare pupils for the Primary School Certificate Examination and also for the Carpentry and Tailoring Examinations of the Department of Technical Education, Government of Bombay, continued to function satisfactorily during the year under report. The Director of Technical Education has agreed to grant Recognition to the Municipal Printing Class at Foras Road provided arrangements are made in the Class for teaching III Year Typography Course. There were 22 Vocational Classes in 11 Vocational Schools during the year under report. Out of those, 9 taught Carpentry, 5 Tailoring, 2 Modelling and 1 each for Sign Board Painting, Clock Repairing, Book Binding, Toy Making and Carpet Weaving and Printing. The number of pupils in these Handicrafts Classes increased from 3,615 to 3,741 during 1957-58. Instructions in Spinning, Weaving and Cardboard Modelling are also given in some Classes of the Lower Primary Schools of the City and Suburbs. All these Handicrafts Classes worked under the direct supervision of the Supervisor of Handicrafts and Stores. Out of a total number of 48 Craft teachers, 27 were for Carpentry, 17 for Tailoring 1 for Sign Board painting, 1 for Clock Repairing, 1 for Book Binding and 1 for teaching Printing.

Out of 3,741 pupils of the Handicrafts Classes, as many as 1,857 pupils received instruction in Carpentry and 1,442 in Tailoring as against 3,190 pupils of the previous year. The Director of Technical Education has introduced a new carpentry course instead of the original one. Accordingly, only those pupils who have passed Std. VII and have completed 14 years of age can be admitted for the new course. The pupils of Stds. I and II could not, therefore, appear for the Carpentry Examination. From the year 1953-54 Wood Work and Tailoring have been listed as compulsory subjects for the Primary School Certificate Examination for which 432 and 314 pupils appeared for the respective subjects.

The results of the Carpentry and Tailoring Examinations of the Directorate of Technical Education in respect of the Municipal School pupils are as under:—

Examination.	No. of pupils appeared.	No. of pupils passed.	Percentage.
Carpentry	2	2	Cent per cent.
Tailoring	53	49	92.4

The Exhibition of Sewing Work and Handicrafts articles held in the month of April 1957, was opened at the hands of Smt. Gulistan Billimoria, Sheriff of Bombay. The sale proceeds of exhibits amounting to Rs. 6,278.27 was credited to the Municipal Treasury.

VI.—Physical Education.

The Government Syllabus in Physical Education for Lower Primary and Upper Primary Schools in the State, continued to be followed in Municipal Schools this year also with suitable modifications to suit local conditions which are the direct result of shortage of open spaces and playgrounds adjoining the schools. Five periods per week for Stds. I to IV and 3 periods per week for Stds. V to VII were assigned for Physical Education. Pupils of Stds. V to VII of Vocational Schools who had to learn Crafts were exempted from Physical Education as they had to put in strenuous work during the periods of Crafts learning. Separate time-tables were continued to be maintained in schools for Physical Education and the Senior Supervisor, Physical Instruction, assisted by other officers of the Department, guided the teachers in efficiently imparting Physical Education in Schools by paying frequent visits to schools.

Appendix No. VI gives the information regarding Physical Education in Municipal Schools.

Following were the main activities of the Physical Education Department during the year under report:—

(i) Annual Sports

The Sports Competitions of the pupils of Municipal Schools of all sides were held in common in the month of November 1957 at 13 centres—9 in the City and 2 each in the Suburbs and Extended Suburbs. Final Sports were held on 20th November 1957 at Shivaji Park, Dadar and at Gilder Tank. The Prize Distribution Ceremony of the Annual Sports was held on 25th January 1958 at the Gilder Tank Playground under the presidentship of Smt. Gidwani, wife of Shri V. L. Gidwani, I.C.S., Municipal Commissioner for Greater Bombay. The function was attended by distinguished people, Municipal Officers and Corporators. The championship cups were won by the following Schools:—

- (1) Dr. Curesetji Cup—Municipal Lady Hardinge Road Hindi School.
- (2) Shri Jal Engineer Cup—Municipal New Mill Ward Marathi School, No. 1, Kurla.
- (3) Shri U. M. Mirchandani Cup—Municipal Victoria Garden Marathi School.

(ii) Mass Drill Displays

Five Mass Drill Displays—two of the City Schools, 2 of the Suburban Schools and 1 of the Extended Suburban Schools—were held during the year under report. Mass Drill Display of the Municipal Schools in South Bombay was held on 5th December 1957 at the Gilder Tank Playground under the presidentship of Shri S. K. Wankhede, Minister for Planning and Development, Government of Bombay, wherein about 2,000 children participated. Mass Drill Display of the Municipal Schools in North Bombay was held on the 7th December 1957 at Shivaji Park, Dadar, under the presidentship of Smt. Gulistan Billimoria, Sheriff of Bombay, wherein about 5,000 children participated. In the Suburbs, one Display was held on 10th December 1957 at Chembur Gymkhana under the presidentship of Smt. Lilyben Par dya, B.Sc. (Lond.), Member of the Education Committee, wherein 2,000 children participated and another Display was held on 12th December 1957 at Bandra in the compound of St. Stanislaus High School, under the presidentship of Shri K. S. Narulla, Dy. Minister for Health, Government of Bombay, in which nearly 1,500 children participated. The last Display was held in the Extended Suburban area at Malad on 14th December 1957 under the presidentship of Shri P. H. Vora, Municipal Councillor, wherein about 1,500 children took part. The Displays, among other items, included Swagat Geet, March Past, Exercises, etc., and the distinguished guests expressed their satisfaction at the discipline displayed by the children of Municipal Schools.

(iii) Physical Training Classes

Physical Training Classes were conducted, this year, at three centres (2 in the City and 1 in the Suburbs) to train teachers in Physical Education. The whole Syllabus of the Physical Education was covered during the course. More stress was given on practice, teaching and skill, and the trainees were examined in theory, practice and skill. 105 teachers took the benefit of these training classes.

NATIONAL DISCIPLINE SCHEME

The National Discipline Scheme, which was put in force on 22nd November 1956 at two centres—Dongri and Bandra—made good progress during the year under report. A demonstration to celebrate the birth-day of Shri Jawaharlal Nehru, Prime Minister of India, was organised at Dongri Centre on 14-11-1957. Another demonstration was organised on 18-2-1958.

VII.—Scout Movement

The Boy Scout and Girl Guide Movement continued to flourish as usual in Municipal Schools. Shri M. V. Donde, B.A., M.L.C. and Smt. K. Khandwala, Education Officer, continued to hold the offices of the Assistant State Commissioner, Municipal Boy Scouts and Girl Guides, respectively, during the year. Smt. Khadija Shuffi Tyabji continued to hold the office of the District Commissioner, Municipal Girl Guides for South. Smt. Manoramabai Malandkar held the Office of the District Commissioner, Municipal Girl Guides for North.

The number of Scout Troops and Cub Packs at the end of the year was 154 (120 in the City Schools and 34 in the Suburban Schools) and 62 (53 in the City and 9 in the Suburban Schools) respectively and that of Scouts and Cubs was 5,208 (4,176 in the City and 1,032 in the Suburbs). The number of Girl Guide Companies and Flocks at the end of the year was 78 (75 in the city and 3 in the Suburbs) and 160 (146 in the City and 14 in the Suburbs). The number of Guides and Bulbuls in them was 1,872 (1128 in the city and 744 in the Suburbs) and 3,840 (2,184 in the city and 1,656 in the Suburbs) respectively, during the year.

The usual activities of the Municipal Boy Scouts and Girl Guides such as (i) Week-end Camps, trips and excursions, (ii) Preliminary and Patrol Leaders' Training Camps, (iii) Social Work, (iv) Help at Departmental and Public Functions and (v) Celebration of Republic Day, Independence Day, etc. continued to be carried out during the year.

Following were some of the important activities of the year:—

(i) Scout/Guide Conference

Most of the Scout teachers and Guide Captains who are working in Municipal Schools had their training in Scouting and Guiding, long back. Due to change in situation, new methods and new approaches, have been made in the Scout/Guide Movement. To enable the teachers working in this field to acquaint with this new change and get fresh and upto-date knowledge of the subject, a Conference for the first time was arranged at Government Training Institute for Physical Education, Kardivali, Bombay, from 18th to 21st December 1957. 210 teachers participated in the Conference. More stress was given on discussions and suggestions from the teachers, on the Scout/Guide Movement and the teachers expressed their views frankly and systematically.

(ii) Patrol Leaders' Training Camp

A Patrol Leaders' Training Camp for Scouts was organised at Aarey Colony Camping Grounds from 4th to 8th January 1958 wherein 80 Scouts from 30 Municipal Schools participated. Subjects like Patrol System, Signalling, Map Drawing, Tent Pitching, Hiking, etc., were taught in details to Scouts.

Similar training camp was also organised for the first time for Guides from 25th to 29th March 1958 whereat 80 Guides from 20 Schools took part. Subjects like "Tracking Signs", "Whistle Signals", "Knotting", etc., were taught at the Camp.

(iii) Annual Scout Sports and Rally

The Annual Sports of the Boy Scouts and Girl Guides were held during the month of January 1958. As per our new constitution approved by the Bharat Scouts and Guides, Bombay State, two Local Associations—one for the South Bombay and the other for the North Bombay—have been formed. Sports were therefore, arranged at two Centres—one in the South at the Gilder Tank Playground and the other in the North at Shivaji Park, Dadar.

The events included interesting items, like "Knot-tying", "Kims Games", "Signalling", "Mapping", "Plate Balancing", "Observation", "Message Relay", etc., etc. 1,069 Scouts and Cubs and 1,300 Guides and Bulbuls participated in the Sports as against 885 Scouts and Cubs and 599 Guides and Bulbuls during the preceding year.

The Annual Rally of the Municipal Scouts and Guides was held on 8th February 1958 on the Gilder Tank Playground under the presidency of Shri K. T. Mangalmurti, Chief Commissioner, Bharat Scouts and Guides, Bombay State, wherein 5,000 Scouts and Guides participated. In his presidential speech, Shri Mangalmurti appreciated the skill and grace shown by the Scouts and Guides in Municipal Schools. He narrated the advantages of the Scout activities in school life and stressed the need to run the Movement on proper lines for building up the character of the future generation. The function included a number of interesting Scouty items.

Upto this time, the prizes to the winners in the competitions were given in the form of stainless steel articles. However, this year, the same were given in the form of National Savings Certificates issued by the Union Government.

The Championship Cups and Shields were awarded to different Schools, the names of which are shown in Appendix No. VII.

(iv) National Scout Week

As per the directive of the Bharat Scouts and Guides, Bombay State, the Fourth Scout/Guide Week was celebrated by the Municipal Scouts and Guides from 2nd to 9th February 1958. As it was decided not to collect any funds through our Scouts and Guides, the Municipal Scouts and Guides could not

participate in the item "Khar'i Kamai" sponsored by the Bharat Scouts and Guides. They, however, participated in a grand rally organised at St. Xavier's High School on 2nd February 1958 whereat Shri Sri Prakasa, Governor of Bombay, was the Chief guest. Throughout the Week, the Scouts and Guides were attending their respective Schools in Scout uniforms and helping their teachers, School-mates and Chawl neighbours in maintaining discipline and cleanliness in the schools and at homes.

(v) The Explanatory Training Camp

With the intention to explain the working of the Scout and Guide Movement to different Officers working in the Education Department and with a view to getting themselves fully acquainted with the subject, Explanatory Training Camp was organised at Tansa from 26th to 29th February 1958, which was attended by the Education Officer, the Superintendents of Municipal Schools and all the supervising Officers. The officers of the Bharat Scouts and Guides also attended the Camp and gave valuable guidance to the Officers. Talks on different subjects pertaining to Scout and Guide activities were conducted and lively discussions took place at the Camp.

(vi) Preliminary Training Camp for Guides

For the first time, a Preliminary Training Camp for Guides was organised in the month of March 1958 at Gildet Tank. 30 teachers (25 from City and Suburbs and 5 from Extended Suburbs) participated in the Camp. The course was conducted according to the training scheme of the Bharat Scouts and Guides. Two week-end camps—one at Sion Municipal Schools and the other at Aarey Colony Camping Grounds—were arranged for the benefit of trainees.

VIII.—Finance

The principal sources of income of the Primary Education Department are (i) five times the actual net realisations of the Corporation in the preceding year under the Head of General Tax or payment made in lieu of General Tax (including arrears and payments in advance) divided by the rate fixed for the General Tax for the said financial year, (ii) Government Grant towards Primary Education, including Fees from upper Primary Standards in Municipal Schools and (iii) other Miscellaneous Receipts. The Budget Estimates of the Education Fund for 1957-58 were prepared and submitted by the Municipal Commissioner to the Education Committee in the month of October 1956 as required under Section 126C of the Bombay Municipal Corporation Act. The income for the year 1957-58 was estimated at Rs. 1,70,00,000 showing an increase of Rs. 5,20,000 over the Budget Estimates of the previous year. The increase was mainly due to an estimated rise in the receipts of (i) General Tax and (ii) Fees and Fines from Municipal Schools. The estimated expenditure for 1957-58 was placed at Rs. 1,86,52,000. Thus the Budget Estimates for 1957-58 showed a deficit of Rs. 16,52,000 and the same was proposed to be met from the Opening Balance of Rs. 19,80,000. The Budget Estimates were adopted by the Education Committee in toto as they were calculated on a reasonable basis.

The provisions for the City and Suburbs which were hitherto shown separately were integrated with a view to avoiding administrative difficulties and the inconvenience caused by transfer of teachers from City and Suburbs and *vice versa*. The expenditure on Physical Education was grouped under a separate sub-head.

On closing the account for the year 1956-57, the actual closing balance amounted to Rs. 6,06,641.22.

Income and
Expenditure.

The details regarding the Municipal Grants, Government Grants and other Miscellaneous Receipts were as follows:—

	Municipal Grants.	Government Grants.	Other Miscellaneous Receipts.
	Rs.	Rs.	Rs.
City } Suburbs }	1,29,73,211	30,92,985	11,05,163

The item under Miscellaneous Receipts included Fees in Standards V, VI and VII of Municipal Schools. As regards income and expenditure in respect of extended Suburban Schools, the total expenditure was Rs. 3,57,736 as against the income of Rs. 2,48,020 (Government Grant Rs. 2,25,000 plus Miscellaneous Receipts Rs. 23,020). The Excess of Rs. 1,09,716 was met from General Revenue of Budget 'F'.

The total expenditure for the year including offices, amounted to Rs. 1,77,80,397.37, the excess amount reserved for the charges for the year being Rs. 12,43,257. The closing balance stood at Rs. 7,22,350.80.

The Grant paid by Government to the Corporation towards the cost of Primary Education amounted to Rs. 30,92,985 including the amount of Rs. 5,50,000 for the Suburban Schools. In addition to this, an amount of Rs. 2,25,000 was received by way of Grant-in-Aid from Government towards the expenditure incurred by the Corporation during 1957-58 for Extended Suburban Schools.

Government Grant on
the cost of Primary Edu-
cation and Average Cost
per pupil.

IX.—Research Unit.

Information regarding the work done by the Research Unit is given in the report of the Research Officer printed separately at the end of Part I of M. C.'s report.

X.—General

Details of the School Health Service are given in the Health Department's report in Part II page No. 7.

At the end of the previous year, there were 18,628 books in Marathi, Gujarati, Hindi, Urdu, English, Tamil and Telugu, in the Library. During the year, 637 new books in different languages were added to the stock. Thus, the total number of books at the end of the year was 19,265. The total number of magazines and periodicals subscribed during the year was 57. The total number of books issued was 10,574 showing an average of 37 books per day as against 8,902 with a daily average of 33 during the previous year. During the year under report, an amount of Rs. 927.56 was sanctioned for getting the old books bound and 1,200 books have been bound. List of additions of new books continued to be circulated to all Municipal Schools with a view to keeping the teaching staff informed of the latest additions. 146 new members were enrolled and 3528 readers took advantage of the Library.

The Bombay Municipal Primary Education Department's Employees' Co-operative Credit Society Ltd., continued to make steady progress. The membership of the Society increased from 4,471 to 4,727 and the Share Capital from Rs. 5,55,430 to Rs. 6,27,170. The total deposits of the Society further improved by Rs. 2,92,561 and now stood at Rs. 25,39,748. Advances to Members by way of loan went up by about Rs. 4,00,000 and stood at Rs. 28,30,057. The Working Capital of the Society has gone up to Rs. 34,26,029. The Society during its financial year ending 30th June 1957 made a profit of about Rs. 40,000 which was higher by about Rs. 5,300 than that of the previous year and all its activities continued to progress smoothly.

The free use of Municipal School premises for running Government Milk Centres and for conducting Social Education Classes, Hindi Classes, Night Schools, etc., under the auspices of Educational and Social Welfare Institutions was continued to be allowed gratis or at nominal fees outside regular school hours on prescribed conditions with the consent of the landlords of the buildings concerned.

Extra-curricular activities in Municipal Schools continued to receive active attention of this Department as an essential and important aspect of Primary education, necessary for inculcating the qualities of social service, patriotism and good citizenship among the pupils. The following were some of the main extra-curricular activities conducted during the year under report in the Municipal Schools:—

(a) Vacation Libraries

During the Summer Vacation of May 1957, Vacation Libraries were conducted at 25 Centres in the City and 7 Centres in the Suburbs specially for the benefit of children not going out of Bombay. They were located in the various Municipal Schools in different localities and at least one teacher and one peon was appointed at each Centre to guide the children attending the Libraries. The Centres at which daily average attendance of children was 100 or more, were given one teacher extra. Each Centre was equipped with suitable books in Marathi, Gujarati, Hindi, Urdu, English, Sindhi and South Indian languages.

35,230 Children (28,507 in the City and 6,723 in the Suburbs) took benefit of the Libraries and the number of books issued for reading being over 48,730 at all the Centres.

(b) Educational Film Shows

Educational Film Shows on different educational and general topics were shown to the pupils of Municipal Schools in co-operation with the Public Relations Officer, Bombay Municipal Corporation. Nearly 11,000 children and 250 to 350 teachers from Municipal Schools took the benefit of the "Children's Film Festival" organised by the Bombay Presidency Women's Council. This year, the Festival was spread over from September to December 1957 instead of being celebrated in one month. The Festival was organised at different Theatres all over Bombay and selected Indian and Foreign Films especially suited for children were shown to pupils of Municipal and other Schools in Greater Bombay at nominal rates. Poor pupils and pupils belonging to Backward and Scheduled Castes communities were admitted free of any charges. Another Film Festival was organised by Indo-Soviet Cultural Society for the benefit of school children. "Shyamchi Aai", "Jal Deep" were some of the full-length films shown to children at concessional rates. Ballets like Ramayana and Panchtantra organised by the Little Ballet Troupe were shown to pupils at moderate rates.

(c) Sharad Utsav (Autumn Festival)

The Sharad Utsav which has now become a regular feature for the Municipal Schools was being celebrated till 1956 at different Centres in Greater Bombay representing a set of Schools grouped locality-wise. In the year 1956, however, the Sharad Utsav was celebrated by individual Schools with a view to having a change and with a view to having the attendance of greater number of parents at the functions. Although these individual functions were well-organised, it was felt that these could not stand in comparison with our group functions in which a number of schools of different languages could participate. From the point of view of finance, individual functions were more expensive. It was, therefore, considered desirable during the year under report to revert to the old practice of having the functions at selected Centres in Greater Bombay.

Accordingly, Sharad Utsav was celebrated at 14 Centres—9 in the City 3 in the Suburbs and 2 in the Extended Suburbs—in the months of September-October 1957. A small Exhibition of educational aids, painting, handicraft articles was also arranged at each Centre. Each function was presided over by Ministers of State, some prominent personality of the City, Municipal Councillors and Educationists.

A Central Sharad Utsav Function for Schools in the South, presenting a cultural programme of best items from the different Centres, was organised at the Gilder Tank Playground on 10th October 1957 and was presided over by Shri Hitendra Desai, Minister for Education, Government of Bombay. The Sharad Utsav Function for Municipal Schools in the North, presenting a cultural programme of the best items from the different Centres was organised in the King George English School Hall, Dadar on 11th October 1957 and was presided over by Shri M. V. Donde B.A., M.L.C., Mayor of Greater Bombay.

(d) School Anniversaries

School Anniversaries, Dassara Festival, Independence Days and Republic Day were celebrated in a number of Municipal Schools, when special invitations were given to parents so as to bring them in closer contact with the teachers with a view to getting better co-operation from them. Lectures, Elocution Competitions and Variety Entertainments were arranged on these occasions for the benefit of pupils and their parents.

(e) Democracy in Schools and Model Schools.

Class Panchayats (Prefect Courts) and School Parliaments were introduced in a number of Schools with a view to inculcating a sense of discipline and self-government amongst the pupils. Distribution of classes into groups and formation of houses and societies was encouraged in a number of schools. In the Societies and groups pupils co-operatively celebrated the functions, edited manuscript magazines, recited poems, narrated tales, pursued their own hobbies and interests. Inter-School visits of pupils and teachers were also arranged with a view to developing healthy competitions.

(f) Excursions

Excursions by pupils and teachers of Municipal Schools to places of educational and historical importance continued to receive due encouragement of the Department. Pupils of Municipal Schools continued to pay visits to Bal Bhavan on fixed dates according to a planned programme during the year.

Meetings of the Supervisory Officers of the Department continued to be held during the year under report under the Chairmanship of the Education Officer for discussing improvement in Municipal Schools and problems of day-to-day administration. Sub-Committees of groups of Officers were formed for discussing special problems of education or administration and evolving common rules and procedure. The Education Officer periodically granted interviews to the representatives of the Municipal Teachers' and Peons' Associations with a view to acquaint herself with the problems and difficulties of employees concerned and helping in solving the same wherever possible.

K. KHANDVALA,

Education Officer.

APPENDIX No. I
Municipal Schools and Pupils

Class of Schools	Number on 31st March 1957		Number on 31st March 1958	
	Schools	Pupils	Schools	Pupils
CITY				
Marathi	155+5 Classes.	1,15,510	156+5 Classes.	1,30,971
Gujarati	65+10 ..	30,995	68+10 ..	33,595
Urdu	75+12 ..	23,141	75+13 ..	25,902
Hindi	29	8,987	30+1 Class	9,814
Tamil, Telugu, etc.	20+18 ..	4,202	23+15 Classes	4,870
English Primary	5+2 ..	1,827	6+1 Class	2,030
Sindhi	6	1,051	6+1 ..	971
Total	355+47 Classes	1,85,713	364+46 Classes	2,08,153
SUBURBS				
Marathi	52+7 Classes	24,963	54+5 Classes	29,392
Gujarati	23+10 ..	8,838	26+9 ..	10,817
Urdu	18+7 ..	4,623	24+4 ..	5,708
Hindi	13+2 ..	3,625	16+3 ..	4,093
Tamil, Telugu, etc.	1+12 ..	668	1+12 ..	880
Sindhi	2+1 Class	983	3+1 Class	1,285
Total	109+39 Classes	43,700	124+34 Classes	52,175
EXTENDED SUBURBS				
Marathi	30	7,901	31+3 Classes	8,773
Gujarati	10	3,821	10+1 Class	4,556
Urdu	3	213	3	236
Hindi	4	1,037	5	1,024
Tamil, Telugu, etc.	3	245	3	203
Sindhi	4+1 Class	892	4	864
Total	54+1 Class	14,109	56+4 Classes	15,656
Grand Total	518+87 Classes	2,43,522	544+84 Classes	2,75,984

APPENDIX No. II

Statement showing the number of Trained, Untrained, Permanent and Non-Permanent Ordinary Teachers in Municipal Schools according to Sides—1957-58.

Class of Schools.	Trained.		Untrained.		Total.	
	Permanent.	Non-permanent.	Permanent.	Non-permanent.	Permanent.	Non-permanent.
CITY						
Marathi	2,529	583	123	...	2,652	583
Gujarati	594	200	69	10	663	210
Urdu	354	117	113	99	467	216
Hindi	178	37	42	25	220	62
Tamil, Telugu, etc.	58	61	20	26	78	87
English Primary	22	7	18	1	40	8
Sindhi	31	2	...	2	31	4
Total	3,766	1,007	385	163	4,151	1,170
SUBURBS						
Marathi	538	149	18	...	556	149
Gujarati	224	46	19	5	243	51
Urdu	66	12	29	56	95	68
Hindi	61	27	17	20	78	47
Tamil, Telugu, etc.	10	8	6	4	16	12
Sindhi	22	4	4	4	26	8
Total	921	246	93	89	1,014	335
EXTENDED SUBURBS						
Marathi	46	72	40	40	86	112
Gujarati	13	8	23	44	36	52
Urdu	1	2	3	...	4	2
Hindi	5	23	5	23
Tamil, Telugu, etc.	...	2	...	4	...	6
Sindhi	9	2	1	9	10	11
Total	69	86	72	120	141	206
Grand Total	4,756	1,339	550	372	5,306	1,711

APPENDIX No. III.

RESULTS OF THE ANNUAL EXAMINATIONS OF MUNICIPAL SCHOOLS.

(i) Results of the Municipal Annual Examinations—1957-58.

STD.	NUMBER OF PUPILS.									TOTAL NUMBER OF PUPILS.		
	CITY.			SUBURBS.			EXTENDED SUBURBS.			TOTAL.		
	Appared.	Promoted.	Per-centage.	Appared.	Promoted.	Per-centage.	Appared.	Promoted.	Per-centage.	Appared.	Promoted.	Per-centage.
I ...	53,397	39,361	73	15,976	11,576	72	4,522	3,316	73	73,898	54,253	73
II ...	38,106	32,427	85	10,891	9,031	82	2,754	2,287	83	51,751	43,744	84
III ...	32,555	28,097	86	8,387	7,244	86	2,406	2,132	88	43,348	37,473	86
IV ...	26,583	20,833	78	6,308	4,714	74	1,974	1,600	81	34,865	27,147	77
V ...	19,529	17,354	88	3,619	3,284	90	1,404	1,268	90	24,552	21,906	89
VI ...	17,548	14,974	85	2,886	2,456	85	1,113	1,030	92	21,547	18,460	85
VII ...	12,322	11,369	92	1,976	1,765	89	720	696	96	15,018	13,830	92
Total ...	2,00,040	1,64,414	82	50,046	40,070	80	14,893	12,329	82	2,64,979	2,16,813	81

(ii) Results of the Municipal School Pupils at the P. S. C. Examination—1958.

SIDE	CITY.			SUBURBS.			EXTENDED SUBURBS.			TOTAL.		
	Appared.	Passed.	Per-centage.	Appared.	Passed.	Per-centage.	Appared.	Passed.	Per-centage.	Appared.	Passed.	Per-centage.
Marathi ...	8,322	3,342	40	1,237	470	38	373	205	55	9,932	4,017	40
Gujarati ...	1,378	704	51	242	137	56	146	84	57	1,766	925	52
Urdu ...	773	479	62	57	39	68	830	518	62
Hindi ...	351	239	68	102	52	51	7	2	28	460	293	63
South Indian ...	33	15	65	33	15	65
Total ...	10,857	4,779	44	1,638	698	43	526	291	55	13,021	5,768	44

APPENDIX No. IV.

Municipal Aided Schools and Pupils.

Class of Schools.	On 31st March 1957		On 31st March 1958		
	No. of Schools.	Pupils.	No. of Schools.	Pupils.	
City.					
Marathi	36	8,697	36	9,263
Gujarati	93	17,927	98	20,275
Urdu	20	4,973	14	2,864
Hindi	7	2,251	7	2,315
Sindhi	8	1,823	8	1,846
Tamil, Telugu, etc.	5	2,396	5	2,554
Kannad	1	218	1	218
English	41	16,877	39	17,240
Miscellaneous	2	302	2	319
Marathi Night	1	72	1	54
Gujarati Night	1	80	1	108
Urdu Night	1	32	1	28
Kannad Night	8	794	8	775
English Night	1	165
Special Institutions	4	747	4	720
Total	228	57,189	226	58,744
Suburbs.					
Marathi	5	1,358	5	1,623
Gujarati	18	4,625	18	4,950
Urdu	3	247	2	173
Hindi	8	1,319	8	1,369
Sindhi	2	451	2	437
Tamil	2	228	2	542
English	27	8,629	28	9,360
Gujarati Night	2	75	2	46
Total	67	16,932	67	18,500
Extended Suburbs.					
Marathi	8	1,256	9	1,524
Gujarati	9	2,359	17	5,711
Hindi	6	724	6	913
Tamil	1	23	1	23
English	5	1,332	8	2,513
Total	29	5,694	41	10,684
Grand Total	324	79,815	334	87,928

APPENDIX No. V.

Expenditure, Average Cost etc. Regarding Aided Schools.

	Average No. of Pupils on Roll.	Total expenditure incurred by Aided Schools.	Average cost per pupil to Aided Schools.	Cost per pupil to the Corporation.
City—				
1955-56	... 53,996	41,43,996	76.7	7.9
Suburbs—				
1955-56	... 15,258	9,23,611	60.5	9.6
City and Suburbs—				
1956-57	... 72,817	53,75,360	72.5	6.5
Extended Suburbs—				
1956-57	... 5,745	4,59,650	80.7	7.8

APPENDIX No. VI.

Information re: Physical Education in Municipal Schools.

Total number of Schools and Classes	628
Number of Schools imparting Physical Education on Playgrounds	81
Number of Schools imparting Physical Education in open spaces	308
Number of Schools imparting Physical Education in Class-rooms	239
Total number of pupils	2,75,984
Total number of Teachers	7,017
Total number of Teachers trained in Physical Education	2,416
Total number of untrained Teachers	4,601
Total number of Pupils taking Physical Education	2,72,243

APPENDIX No. VII.

Names of Schools Winning the Shields and Cups in Annual Sports.

(1) Shri Dorab Tata Sheild	... Municipal Byculla Upper Primary Marathi School.
(2) Smt. Dorab Tata Cup	... Municipal Wadala Hindi School.
(3) Shri M. N. Talpade Cup	... (1) Municipal Bandra Petit Upper Primary Marathi School. (2) Municipal Cadell Road Urdu School. (3) Municipal Chembur Upper Primary Marathi School.
(4) Smt. Shuffi Tyabji Cup	... Municipal Souter Street Urdu School.
(5) Shri Raja Maharaj Singh Cup (Two Cups)	... (1) Municipal Mahim Chunabhatti Marathi School. (2) Municipal New Prabhadevi Upper Primary Marathi School.
(6) Shri Raja Maharaj Singh Shield	... Municipal Dadar Kumbharwada Marathi School.
(7) Sheth Dwarkadas Tribhuvandas Cup	... Municipal Vile Parle Upper Primary Marathi School No. 1.
(8) Sir Boman Behram Cup	... Municipal Love Lane Upper Primary Marathi School.
(9) Shri K. B. Rele Cup	... Municipal Prabhadevi Upper Primary Hindi School.
(10) Sir Byramjee Jejibhoy Cup	... Municipal West Khetwadi Upper Primary Marathi School.
(11) Prof. V. G. Rao Cup	... Municipal Matunga King's Circle Marathi School.

APPENDIX No. VIII.

Average Cost per Pupil.

	Average cost per pupil for the year.
City and Suburbs—	
(a) According to the number of pupils on Rolls on 31-3-1957 (1,85,713) City	70.90
According to the number of pupils on Rolls on 31-3-1957 (43,700) Suburbs	56.54
According to the number of pupils on Rolls on 31-3-1958 (2,60,328) City and Suburbs	66.63
(b) According to the Average number of pupils on Rolls for the whole year 1956-57	
(1,61,288) City	80.16
According to the Average number of pupils on Rolls for the whole year 1956-57	
(36,447) Suburbs	67.80
According to the Average number of pupils on Rolls for the whole year 1957-58	
(2,25,182) City and Suburbs	77.03
Extended Suburbs—	
(a) According to the number of pupils on rolls on 31-3-1958 (15,656)	22.84
(b) According to the average number of pupils on rolls for the whole year 1957-58 (11,614)	30.80

LABOUR DEPARTMENT.

Smt. F. A. Irani, B.A., (Hons.) LL.B., D.S.S.A., held the post of the Labour Officer throughout the year under report.

2. **Labour Staff.**—The number of staff employed by each of the main departments of the Corporation mentioned below was as follows:—

TABLE No. I

Department	No. of labourers
(1) Engineering (including conservancy) ...	20,191
(2) Estate Agent and Land Manager ...	438
(3) Fire Brigade ...	404
(4) Health (including hospitals) ...	4,370
(5) Hydraulic Engineer (Water Works) ...	3,129
(6) Printing Press ...	234
(7) Superintendent of Markets ...	343
(8) Superintendent of Gardens ...	548
(9) Other departments ...	1,573
Total ...	31,230

The Labour Officer looked into the grievances of the above staff which mostly belonged to class IV services, comprising of about 200 categories. She also looked into the grievances of the subordinate staff (clerical) in addition.

3. **The Minimum Wages Act.**—The Minimum Wages Act has also become applicable to the Corporation besides the Industrial Disputes Act, 1947. Various labour matters by different departments were referred to the Labour department for advice during the year under report.

4. **Trade Unions.**—Trade union activities among the labour staff engaged in the services of the Corporation were mostly confined to the Unions, whose names and other particulars as regards membership are as detailed below:—

TABLE No. II

Name of the Union	Date of establishment	Date of registration	Membership as on 31-3-1956	Membership as on 31-3-1957
(1) The Bombay Municipal Kamgar Sanah ...	1-4-1933	17-8-1937	3,606	1,023
(2) The Bombay Municipal Worker's Union ...	27-2-1935	29-3-1935	3,647	2,938
(3) The Bombay Sweeper's Union ...	30-7-1944	7-9-1951	1,709	1,156
(4) The Bombay Municipal Subordinate Staff Union ...	2-8-1946	30-1-1948	1,289	1,330
(5) The Bombay Municipal Hospital Employees' Union.	8-5-1946	2-4-1949	Registration cancelled on 26th December 1957 for non-submission of annual return for March 1957.	
(6) The Bombay Fire Services Union ...	24-4-1946	30-1-1948	405	403
(7) The Bombay Municipal Servants' Union (Suburban Branch)	2-4-1949	2-4-1949	587	399
(8) The Bombay Municipal Health Visitor's Union ...	18-1-1951	18-1-1951	45	52
(9) The Bombay Municipal Executive Staff Union ...	21-6-1955	21-6-1955	819	844
(10) The Municipal Mazdoor Union ...	30-7-1956	30-7-1956	...	15,382

5. **Labour Relations.**—Labour relations during the year under review were not harmonious. The workers were restive and there were cases of indiscipline accompanied by frequent stoppages of work. The Socialist-led Municipal Mazdoor Union served the Corporation with strike notices thrice during the year under report; 1st in the month of June 1957 which was called off before it could materialize, the 2nd was a token strike in the month of July 1957 and the 3rd was a general strike in the month of September which lasted for two days on 18th and 19th September 1957. The above strike was followed by negotiations and conciliation proceedings and an amicable settlement was arrived at between the Union and the Corporation. The Union was also granted recognition. A notice of strike was also served by the Executive Staff Union on 26th November, 1957 when the matter was referred to the Conciliation Officer and the conciliation proceedings were immediately started. The Conciliation Officer has reported to the Government the failure of the conciliation proceedings. The Bombay Fire Services Union also served a strike notice in the month of March 1958 and negotiations were immediately started and an agreement was arrived at between the Union and the Corporation. However three of the demands of the Union have been agreed by the parties to be referred to the adjudication.

6. **Joint Councils.**—With a view to promoting cordial relations between the staff and the administration, three new Joint Councils were established during the year under report, which brought the total number of Joint Councils to 17 as under:—

- (1) City Engineer's Department (excluding Conservancy Branch)
- (2) Assessment and Collection Department.
- (3) Licence Department.
- (4) Water Works Department.
- (5) Subordinate Staff.
- (6) Insecticide Branch of Health Department.
- (7) Fire Brigade Staff.
- (8) Municipal Printing Press.
- (9) Health Department (excluding Hospitals).
- (10) K. E. M. Hospital.
- (11) B. Y. L. Nair Hospital.
- (12) Municipal General Hospital, Sion.
- (13) Arthur Road Hospital.
- (14) Group of T. B. Hospitals.
- (15) Estate Agent and Land Management Department.
- (16) Shops and Establishments Department.
- (17) Election and Town Duty Department.

The scope of work of these Councils was wide enough to allow discussions and recommendations on all matters pertaining to conditions of service.

7. **Individual Grievances.**—Complaints received by the Labour Officer were quite varied. The following table gives an idea of the number of and the type of the grievances received and dealt with by the Labour Officer.

TABLE No. III

Nature of cases	Total	Grievances redressed	Not genuine cases	Pending cases
(1) No chances for employment or very irregular employment though recruited, applications for preferential treatment and applications for recruitment.	329	153	167	9
(2) Applications for promotion, transfer, confirmation and for grant of annual increments.	100	39	60	10
(3) Applications against fine, reversion, suspension, dismissal and any other punishment.	48	13	31	4
(4) Delay in payment of salary (including salary of injury or maternity leave) or allowances.	135	77	34	24
(5) Delay in settlement of provident fund and other retirement benefits.	62	35	10	17
(6) Non supply of equipment and uniform ...	7	5	2	...
(7) Delay in granting leave due ...	1	1
(8) Applications for house rent for accommodation or transfer of present quarters.	213	70	120	23
(9) Miscellaneous ...	739	573	156	10
Total ...	1,634	957	580	97

The Labour Officer also attended the hearing of day to day offence reports from the Conservancy Branch and K. E. M., Nair, Sion, Arthur Road and G. T. B. Hospitals and the Fire Brigade department.

8. **The Scheme for granting scholarships to the sons and daughters of Municipal employees.**—During the year under report, 225 applications were received and scholarships were awarded to 146 applicants, 67 for secondary education and 79 for higher education, as against the total of 231 applications received during the year 1956-57. The total amount given by way of scholarships to the Municipal employees was about Rs. 18,000.

9. **Scheme for granting medical assistance to the Municipal employees.**—553 employees applied for benefit under the above scheme. Of these, 501 employees were given relief amounting to Rs. 16,622. The Labour Officer also made arrangements to get the applicants admitted in different Municipal Hospitals for treatment.

10. **Welfare Organization.**—Welfare activities were conducted at 26 Welfare Centres and 2 Sub-centres. Out of these 17 were run for the benefit of the employees of the Conservancy Branch, 6 for Hospital employees, 2 for Water-works employees and one for the employees of the Mechanical Engineer's Department. The activities at Sukhlaji Street Centre were, however, suspended as the Sukhlaji Health Camp Building was to be demolished. One new Centre at Trombay was opened to cater for the suburban Conservancy Staff during the year under report.

The welfare activities conducted at the above centres consisted of the following :—

Recreational and Cultural Activities.—Indoor as well as outdoor games were played daily at the centres. Indoor games included Carrom, Ludo, Snakes and Ladders, Chaupat, Chess, Draughts, Table tennis, etc. With a view to create cultural interest, folk songs, folk dances, Garbas, recitation both in prose and poetry were arranged. Outdoor games included Volley-ball, Foot-ball, Cricket, Kho-kho, Atyapatya, Hu-tu-tu, Langdi, and several other Indian games. In addition to these games, physical culture and other gymnastic activities were also conducted for which Akhadas were provided at Chembur, Cochin Street, Lovegrove and Palton Road Centres. Parallel Bars, Single Bar, Roman Rings, Trapeze Bar, Weight lifting apparatus, Malkhamb, Bhalas and Parshus were provided to these centres. Band Practice was held at eleven centres having band equipment. Bands were also played at the functions of the organization. At other centres where Tabla and Harmonium were provided, musical classes were conducted. Listeners' groups were organized at centres where radios were installed. Besides various group games, which foster spirit of discipline co-operation and friendliness, were played daily on the field. Bonafide municipal employees were provided with band, music articles, stage etc. whenever required by them to celebrate marriages, bhajans etc. in the chawls.

Educational activities.—In order to create interest in the workers in educational activities, debates and elocutions were conducted in the centres. Coaching was given to the employees attending night school. School going children were given guidance in school subjects.

To keep the workers in touch with current topics, news papers and magazines in Gujarati, Hindi and Marathi were provided at various centres. They were also provided with library books on different subjects.

Hygienic activities.—To inculcate habits of cleanliness in the homes and their surroundings, cleanliness campaigns were started and health guards and volunteers from amongst the chawl people carried out the cleaning work by sweeping with brooms and using disinfectants.

Social and Cultural activities.—To encourage community feelings and to inculcate a spirit of co-operation and peaceful living and also to make them utilize their leisure time in creative, constructive and joyful activities, different social functions and celebration of festivals were arranged. Besides Pujas and Bhajans, programmes were arranged to celebrate Ganpati, Haldi kum kum and Annual Days. During the celebrations participants of the centres gave programmes of entertainment, sports, Garbas, Bhajans, tableaux etc. Prizes were also distributed.

Sharad Utsav was celebrated at the Open Air Theatre, Victoria Garden, and was presided over by Shri V. L. Gidwani, Municipal Commissioner. The Variety Entertainment items were presented by the employees and their children. The celebration was well attended by the participants of different Welfare Centres working in different departments of the Corporation.

Dramatic activities.—Concentrated efforts were made this year to give fillip to dramatic activities and a drama festival was organized at the Open Air Theatre at Victoria Gardens. Out of 12 dramas four dramas were selected and staged by the workers at the above site. The function was presided over by Shri H. T. Sadhwani, Deputy Municipal Commissioner (S). Prizes were given to the best actors.

Participation in Local Tournaments.—The artists and players of our centres also entered in the following local tournaments and competitions and received prizes of merits.

(i) The artists of the Arthur Road (Stables) centre participated in Ras and Garba competition organized by Vijay Mitra Mandal and won the first prize in Ras.

(ii) The artists of the Arthur Road (Stables) Centre participated in Ras and Garba competitions organized by the Indian National Theatre and won second prize in Ras.

(iii) Unarbhady Centre participated in Volley-ball tournaments organized by Y. M. C. A., Bombay Labour Welfare Board and other clubs in the Bombay City.

Programmes were given to the following outside agencies :—

(i) Fort Navratra Utsav Committee on the occasion of celebrating Fort Navratra Utsav.

(ii) On the occasion of celebrating Pandit Nehru's Birth Day.

(iii) Prohibition Committee, Bombay State, on the occasion of prohibition week celebration.

(iv) Annual Day Function of K. E. M. Hospital.

(v) Orchestra performance given by the Arthur Road (Stables) Centres at Various Civic receptions.

(vi) Annual Day function of the Suburban Staff Union at Bandra presided over by Shri P. R. Nayak Municipal Commissioner.

(vii) Textile Exhibition at Marine Drive.

Inter-centre competitions were organized in Carrom, and Table-tennis and prizes were also distributed at the prize distribution function, presided over by Shri S. S. Mirajkar, Chairman Standing Committee of the Corporation.

Excursions.—Excursions of children from different centres were organized at Vajreshvari, Vaitarna and Tansa. Women participants from Arthur Road Hospital and Tarwadi Centres were taken on an excursion to Pandharpur.

Women's activities.—Sewing classes for women and girls were conducted at all the centres. Knitting embroidery, handicraft, and fancy work was also taught. Women were also encouraged to get their family's clothes stitched and mended on the machines provided at the centres. At some centres, male employees also evinced interest in sewing. They stitched and mended their clothes on centres, machines.

A women's meeting was organized at Arthur Road Stables Centre when Smt. Rele gave a talk on 'Small Savings.'

Attendance.—The average daily attendance of adults and children at different centres during the year was 1200 and 1277 as against 1076 and 1,239 respectively during the preceeding year.

Scouting.—The organization had 1,113 Rover and Scouts and 248 Guides and bulbul's on the roll during the year under report.

They performed the following outstanding work :—

(i) The rovers, scouts and guides participated and performed traffic duties and maintained law and order at the time of several celebrations and festivals in the city, e.g., Prohibition Week, Mushjara at Rang Bhavan by citizens Committee to celebrate 100th Anniversary of India's struggle for Freedom, Ganpati Immersion Day Bombay State Sports Festival, Scout Commissioner's training-cum-conference at Aarey, Republic Day, etc:

(ii) The scouts attended, participated and gave programmes in the following functions in the city.

(a) Send off to Shri Lakhabhai Halja, Rover Scout from Mahalaxmi Welfare Centre and an employee in H. O.'s Department who was sent by this Department to attend the World Jamboree at Indaba and Moot at U. K. at the cost of the Corporation.

(b) Attended Children's Film Festival at Liberty Cinema.

(c) Observed Good Turn Day on 29th September 1957.

(d) Observed Annie Besant and Mahatma Gandhi Day on 1st and 2nd October 1957 respectively.

(e) 60 Rovers gave service at Junagadh (Saurashtra) from 29th October 1957 to 8th November 1957.

(f) Attended and participated in the Bulbul Rally at the Gilder Tank Maidan.

(g) Participated in the Scout and Guides Week from 2nd to 9th February 1958.

(h) Social Education Week.

(i) Umarkhadi Guides went on an outing to National Park, Aarey Milk Colony, Pawai, Vihar Lake etc.

(j) Umarkhadi Scouts went on an outing to Vajreshvari.

(k) Andheri Rover Scouts went on a hike on bicycle from 2nd March to 31st March 1958 and visited Delhi and other places.

(iii) The Scouts and Guides of our organization attended the following training camps :—

(a) Scout masters training camp at Jogeshwari.

(b) Cub-masters training camp at K. E. M. Hospital and Jogeshwari.

Maternity Unit.—The maternity unit attached to the Chembur Welfare Centre have ante-natal and post natal clinics which were in charge of a qualified lady doctor and a Health Visitor. There were 1515 ante-natal cases, 336 post-natal, 73 confinement cases, 2 cases at home and 2751 cases for minor ailments, during the year under report.

Miscellaneous.—(1) At the request of the Bombay City Prohibition Committee, Labour Officer worked on the said committee as one of its members.

(2) The Labour Officer attended the Labour and Welfare Officer's Conference held at Calcutta.

(3) The Department provided necessary facilities at the Welfare Centres for field-work training of the students from the Tats Institute of Social Sciences, Bombay, under the guidance of Welfare Organizer.

F. A. IRANI,
Labour Officer.

PUBLIC RELATIONS DEPARTMENT

Shri N. A. Mistri, M.A., Public Relations Officer, continued to be in charge of the department during the year under report. Shri D. P. Wagle B.A. held the office of the Deputy Public Relations Officer.

The department disseminated knowledge about health, hygiene, cleaner living and positive health amongst the citizens through popular media of propaganda such as posters, leaflets, health exhibitions, film shows, cleansing campaigns, talks etc. It also helped the Public Health Department in its preventive drive of mass immunization against diphtheria, typhoid and small pox and also in its campaigns against the sale of exposed food. This department maintained a Public Health Museum at Princess Street, Health Stalls and Civic Sense Gallery at Victoria and Albert Museum and display rooms at Head Office, V. D. and Family Clinics at Bellasis Road. It also carried out activities such as sending itinerary exhibits to Municipal schools and displaying hoardings on Civic Sense on public conveniences and tram cars.

This department has three vans equipped with cinema equipment and public address system for the purposes of propaganda out of which one unit has been commissioned for the Suburban area from March 1957. Similarly the department has a studio staff consisting of a photographer, a decorator-cum-painter two commercial artists, a and a modeller for preparing show cards, designs for posters, folders and leaflets and models for exhibition.

NORMAL ACTIVITIES

Nature of Activity.	City	Suburbs	Approx. No. of persons benefitted.	
			City	Suburbs
(1) Health Education film shows	285	59	1,99,110	28,685
(2) Mass Vaccination Campaigns	180	110	87,375	16,845
(3) T.A.B. Inoculation Campaigns	85	56	16,058	5,104
(4) Intensive Cleansing Campaigns	85	48
(5) Sectional Health Exhibitions	9	2
(6) Attendance at the Public Health Museum	40,255	...

SPECIAL ACTIVITIES

In addition to the normal activities this department participated in celebrations such as World Health Day, Prohibition Week, Five Year Plan Publicity Week, B. E. S. T. Courtsey Week, Social Education Week, R-Days sponsored by Government, Semi-Government and Social Organisations and participated in the Republic Day Celebrations by taking round in various localities of the City a well decorated and illuminated float depicting the various developmental aspects included in the Second Five Year Plan of the Corporation. A number on exhibitions on different aspects of health, hygiene and sanitation were organised independently and some if co-operation with other institutions throughout Greater Bombay.

At local annual festivals like Mahim fair, Mount Mary fair, Ashadhi Ekadashi fair and Ganesh festivals opportunity was taken to educate the public about the fundamental principles of health and civic sense through exhibits and printed material.

Sets of attractive exhibits were prepared by this department and sent to the University of San Diego, Chile, for being displayed at the Town Hall Planning Exhibition.

Among many activities undertaken by this department the Cultural Evening arranged at Victoria Gardens Open Air Theatre deserves special mention. Over 1,500 spectators who represented various social welfare organizations watched with interest the cultural programme presented by the department with the help of various cultural squads and artists. Propaganda items were sandwiched between various items with advantage.

This department also actively aided the Health Department in organising volunteer squads for fighting the expected 2nd Flu Epidemic by collecting names of volunteers, by contacting different social organisations and institutions and getting ready different types of printed material for use in emergency.

The department also supplied information and illustrated material to different organisations outside Greater Bombay and also arranged special visits of professional and distinguished visitors from different parts of the country to the Health Museum.

N. A. MISTRI,
Public Relations Officer.

Ward Officer's Department.

Shri S. R. Guru, Ward Officer, continued to be in charge of the department during the year under report.

The Ward Officer dealt with complaints received from the Public regarding Buildings, Drainage, Sanitation, Water Supply, Encroachments, Markets, Gardens, etc. The complaints were also followed up carefully to see that the grievances of the public were satisfactorily redressed with in a reasonable time. On their daily Rounds, the Ward Officer and his Assistants detected many defects in the various Municipal Services rendered to the public such as accumulation of refuse, shortage of water supply, wastage of water, repairs to Roads, Chokes in drains, encroachments of Roads, sanitation of Markets etc. These defects were got rectified by making references to the departments concerned. The complaints received from the public were also processed by the Ward Officers' Staff and investigated during their Rounds in different Wards.

Particulars of complaints received under the various heads during the year were as under:—

Serial No.	Heads.	No. of Complaints Received.
1	Buildings	1,641
2	Conservancy	1,970
3	Drainage	1,919
4	Repairs to Roads	1,711
5	Sanitation	3,397
6	Water Supply	2,026
7	Miscellaneous	513
Total		13,167

Reports received from the Executive Departments were forwarded from time to time to the Assistants for verification and for contacting the Complainants for ascertaining whether their complaints were satisfactorily redressed. Throughout the year 5,961 complaints were investigated.

S. R. GURU,
Ward Officer.

Mahatma Gandhi Memorial Olympic Swimming Pool

The Bombay Municipal Corporation continued to administer directly the M. G. M. O. Swimming Pool during the year under report. Shri V. G. Sabnis held the charge of the post of Officer-in-Charge upto 28th June 1957 and Shri R. D. Karbhari looked after the work of Officer-in-Charge during the period from 29th June 1957 to 31st August 1957. In the meanwhile the Corporation sanctioned the creation of the post of Part-time Manager on a fixed pay of Rs. 290 per month plus Conveyance Allowance of Rs. 150 for a motor car or Rs. 80 otherwise and Shri K. F. Golwalla was appointed thereto with effect from 1st September 1957. Shri Golwalla held the charge till the end of the year under report.

Administration :

(i) The Corporation sanctioned the proposal for fixing mosaic glass tiles to the sides and bed of the Swimming Pool in order to enhance its beauty and give an imposing appearance and the work was successfully carried out in the year under report. The Swimming Pool is now a beautiful spot in the City and attracts a large number of public for availing of the facilities afforded to them by the Corporation. The Swimming Pool was, however, closed to the members of the public during the period from 11th December 1957 to 9th March 1958 for carrying out the above work.

(ii) In order to provide an incentive to the public of Bombay in the field of aquatic activities and to provide more facilities to the various classes of people, the working hours and the schedule of fees was slightly changed and brought into effect from the date of reopening of the Swimming Pool, on completion of the tiling work viz., 10th March 1958, the particulars in respect of which are shown at the end of this report.

(iii) During non-working hours of the Pool special arrangements to provide facilities for swimming exercise, free of charge, to children crippled by Poliomyelitis were made during the year under report. In all 13 children (9 male and 4 female) and 1 woman took advantage of the facility.

Sports and Functions :

(i) 'Fifth Anniversary Day' of the Swimming Pool was performed on 27th April 1957 and the winners in the aquatic competitions held were awarded prizes by His Worship the Mayor, Dr. Simon Fernandez, who presided over the function.

(ii) Water Polo matches were played with the teams of local clubs.

(iii) A team of the M. G. M. O. Swimming Pool also participated, at Municipal cost, in water polo competitions organised by the Golwalla Water Polo League for the Maharana Vijaya Devji Cup during the year under report.

(iv) The Swimming Pool was kept at the disposal, free of charge, of the Bombay State Aquatic Association for holding their annual State Competitions, and for the University of Bombay for holding inter-collegiate aquatic sports and also for the Indian Air Force for holding their annual Inter-Command Aquatic Sports.

(v) Reservation of the Pool, on payment of prescribed fees, was also allowed to college, school, etc., parties for aquatic activities.

(vi) Five members of the Swimming Pool, selected by the Bombay State Aquatic Association on the result of their Annual State Competitions, were sent, at Municipal cost, for participation in the Bombay-Colombo-Dual-Aquatic Meet held at Colombo in December 1957. The Bombay Team won the contest beating Ceylon team by 51 points to 45. Among the Bombay Team our member Shri S. J. Rane won the diving championship and V. T. Harmalkar won the swimming event of 1650 yds. free style completing the event in 23 mn. 9 secs.

(vii) Some members were allowed to participate, at Municipal cost, in the aquatic competitions held by the Bombay State Aquatic Association for State Championships as well as competitions organised by other clubs interested in the furtherance of aquatic sports.

(viii) The Pool's premises were placed at the disposal of the American Woman's Club in Bombay for staging their water shows "Aqua Follies" on 29th March 1958 and 30th March 1958, the proceeds of which were donated to local Indian charities. These shows gave much publicity to the Swimming Pool.

Reneuve—

Collection of fees etc., during the year under report amounted to Rs. 86,865 approximately as against the amount of Rs. 77,850 for the preceding year.

Table of Fees :

	Rs.	
Entrance fee	3	
Monthly	4	}
Quarterly	10	
Yearly	30	
Instruction fee for beginners over the usual fees	10	

For Scouts and Guides :

Bombay State Bharat Scout and Guides Association joining in a batch of atleast 15.

half of the above fees with usual entrance fees.

Family Concession (yearly only) :

1st Member	...	30	} With usual entrance and instruction fees.
2nd Member	...	27	
3rd Member	...	24	
Casual Visitors (Swimmers only)	...	0.50 nP.	per dip.
Retail Guest Ticket (Guest to be introduced by a member only)	...	0.60 nP.	per ticket.
Labourers and Factory Workers (Swimmers only) on Sunday	...	0.06 nP.	per hour.
Visitors to the Gallery	...	0.06 nP.	per person.
Reservation Charges	...	Rs. 30	per hour.
Reservation Charges (Educational Institutions)	...	Rs. 100	per month for 2 hours in a week.

Time Table.**Members—**

Gents : Week Days	...	6-30 a.m. to 10-30 a.m. 6-00 p.m. to 8-00 p.m.	
Sundays	...	6-30 a.m. to 11-30 a.m.	
Ladies : Week Days	...	3-30 p.m. to 5-30 p.m.	(Excepting Thursdays and Sundays).
Casual Visitors (Swimmers only—Gents)			
Week Days	...	9-00 a.m. to 10-30 a.m. 7-00 p.m. to 8-00 p.m.	
Sundays	...	10-00 a.m. to 11-30 a.m.	
Labourers and Factory Workers only (Gents)			
Sundays	...	12 NOON to 2 p.m.	

RESEARCH UNIT.

Smt. Madhuri Shah, B.A. (Hons.), M.ED., Ph.D. (Bom.), Ph.D. (Lond.), was in charge of the Research Unit throughout the year.

The Research Officer conducted an experiment to study the effect of Child-centred Teaching practices and cor-related play activities on the quality of attainment, attendance and discipline in Std. I. A sample of 84 divisions of Std. I with about 4,000 children in four major language groups viz., Marathi, Gujarati, Urdu and Hindi was selected for the purpose. A comparative evaluation of the performance of controlled divisions under experiment and a large number of uncontrolled divisions with children from similar socio-economic groups has been completed. Objective evaluation tests and rating by teachers and Inspecting Officers have been the basis for assessment of the experiment. The results of the experiment are found to be encouraging and useful.

An intensive study of ways and means to improve the hand-writing of children has been undertaken and a hand-writing scale for Std. I children has been prepared from more than 8,000 hand-writing samples.

An investigation into the possibility and usefulness of introducing tests of general ability in the selection and recruitment of Primary Teachers has been included in the programme of work for the year. Tests in Marathi, Gujarati and Urdu have been constructed and standardised for the purpose. Careful study of the performance of the candidates in the test and their rating in work as teachers is under way.

As a corollary to the Education Surveys in different localities in Greater Bombay and in view of the findings that the incidence of non-attendance is very high in the age group 6 to 8 years a study of the age of entry of children in Std. I in the same localities surveyed earlier was undertaken. It was found that 33 per cent. of the children were above 7 years of age, when they join school in Std. I. In a sample of 6,041 children in Std. I. 21 per cent. were found to be repeaters. Surprisingly enough on an average the age of entry of repeaters was higher than that of new entrants which shows that younger age of entry is not the reason for stagnation.

In addition to the above studies which have been completed work on the following problems has been started.

(1) Incidence of wastage and Stagnation in Primary Education by a follow up of about 4,000 cases for four to seven years from Std. I onwards. The reasons for stagnation, the subjects in which children fail, the age of the children and its relation to attainment in school and similar aspects of the problem are carefully gone into.

(2) The Educational implications of short session of 2½ hours each in Std. I and II with not more than 35 children in each class. A comparative study of the attainment of children attending school for a longer Session of 5½ hours and that of children in the short session of 2½ hours has also been undertaken.

MADHURI SHAH,
Research Officer.

ORGANISATION AND METHODS DIVISION

The Organisation and Methods Division started functioning with the appointment of only one Officer at the beginning of the year. Two other posts of Organisation and Methods Officers were filled in from 10th February 1958.

It was decided in October 1957 that all Establishment proposals received from various departments of the City and Suburbs should be first scrutinized by the Organisation and Methods Division instead of by the Test Audit Officer who was hitherto asked to report on some important proposals only as may be referred to him. Since then all Establishment proposals in respect of additional-staff, grade and allowances and questions relating to reallocation of staff are being scrutinized and reported upon by this Division. To begin with, one post of Inspector (Establishment) was temporarily provided for this purpose. During the period from 1st November 1957 to the end of the year under report, 612 proposals of various nature such as creation of additional posts, (Temporary and Permanent), continuation of staff, granting of overtime, conveyance and other allowances, etc., were received. These proposals were scrutinized by field investigations and by review of work-load wherever necessary. Detailed reports submitted by the Organisation and Methods Division were useful in issuing final orders on the allocations of staff.

As the appointment of the other two Organisation and Methods Officers could be made only on 10th February 1958, and the requisite staff for scrutinizing Establishment proposals is yet to be provided, it was not possible for the Organisation and Methods Officers to undertake administrative inspection of offices, compilation of work-load data 'case-studies' etc. as originally intended.

In addition, the Organisation and Methods Division was asked to examine some Personnel and general questions common to all departments reports on which are under preparation.

The Organisation and Methods Division also attended to the follow up work in respect of reorganization of Municipal Departments as per recommendations of Messrs. Ibcons Ltd.

THE BOMBAY CIVIC JOURNAL.

During the year under report, Shri U. G. Rao, B.A., continued to be the Editor, 'The Bombay Civic Journal'.

"The Bombay Civic Journal" completed four years at the end of February 1958.

Besides the third Annual Number published in April 1957, a special Independence Day Number and a Diwali Number were brought out in August 1957 and October 1957 respectively. In place of the usual features, these special issues had a variety of articles of civic and general interest from writers all over the country, Mayors, City Fathers, civic officials and authorities on various subjects.

Sticking as closely as possible to the civicsphere, a constant endeavour is being made to enhance the appeal of the Journal to the general public and explore further avenues of service while at the same time striving to effect economy in all possible ways so as to reduce the gap between expenditure and income.

U. G. RAO,
Editor,
The Bombay Civic Journal.

PART I

INDEX

	PAGE
Accident Cases—Bai Yamunabai L. Nair Charitable Hospital ...	363
Motor and Mill—King Edward VII Memorial Hospital ...	343
Advances—	131
Advertisements—Licence department ...	311
Advisory Medical Board—Bai Yamunabai L. Nair Charitable Hospital ...	355
King Edward VII Memorial Hospital ...	336
Ambulance—Fire Brigade ...	289
Artist Section—Topiwala National Medical College ...	359
Asphalt Plant ...	230
Assessor and Collector—Report of the ...	201
Bai Yamunabai L. Nair Charitable Hospital—Report of the Dean ...	355
Do. Statistical statements ...	362-368
Balance Sheet (Revenue)—Prepared by the Chief Accountant ...	86
Beds—Distribution of—Bai Yamunabai L. Nair Charitable Hospital ...	362
King Edward VII Memorial Hospital ...	342
Municipal General Hospital, Sion ...	377
Beds No. of—Bai Yamunabai L. Nair Charitable Hospital ...	362
King Edipward VII Memorial Hospital ...	342
Municipal General Hospital, Sion ...	377
Blood Bank—Bai Yamunabai L. Nari Charitable Hospital ...	357
King Edward VII Memorial Hospital ...	336
Bombay Municipal Servants Act 1890—Cases under ...	44
Building Branch—Report of the ...	227
Burts & Leaks to Trunk Mains ...	267 & 281
Capital Account—Figures of ...	53
Chawls—Municipal Statement of Capital cost of ...	253 & 259
Chief Accountant—Report of the ...	47
Chief Librarian—Report of the ...	303
Chief Officer—Fire Brigade—Report of the ...	287
City Engineer—Report of ...	219
Colleges—G. S. M. College—Report of ...	329 & 351
Nair Hospital Dental College—report of ...	373
Topiwala National Medical College—Report of ...	34, 355
Compressor Stations ...	235
Construction Branch—Hydraulic Engineer's Department ...	272
Construction Branch—City Engineer Department ...	253
Controller of Stores—Report of the ...	307
Co-operative Credit Society Ltd.—King Edward VII Memorial Hospital ...	335
—Schools Committee ...	401
Curator-Victoria and Albert Museum—Report of the ...	301
Dadar Purification Works—Report of the ...	233
Debt charges—Allocation of Chief Accountant's Report ...	51
Bai Yamunabai L. Nair Charitable Hospital—Report of the ...	355
King Edward VII Memorial Hospital—Report of the ...	329
Nair Hospital Dental College—Report of the ...	373
Seth Goordhandas Sunderdas Medical College—Report of the ...	329-351
Topiwala National Medical College—Report of the ...	34, 355
Departmental Heads—List of the ...	4
Departmental Accounts—Statement of ...	138
Dispensaries—Outside City Division ...	267
Distribution Branch—Water Department—Improvement of the System ...	269-270
Drainage Purification Works ...	223
Drainage Schemes ...	224
Drawback claims—Assessment Department ...	204
Education—Basic Refresher Classes
Free and Compulsory ...	397
Physical ...	398
Primary—Government Grant on ...	400
Upper Primary Education—Expenditure on ...	400
Vocational ...	397
Ejectments—Suits for ...	254
Ejector Stations ...	235
Election—Rolls ...	210
Election and TownDuty Officer—Report of the ...	209-211

	PAGE
Estate Agent and Land Manager—Report of the	247-263
Evaporation losses at lakes	255
Expenditure—Revenue account	54, 140, 194
Expenditure—Statement of	71
Ex-Trusts and Municipal Estates—Review of the	251, 227
Factories—Permit	241
Family Health Centre—King Edward VII Memorial Hospital	335
Fees for admission to Victoria and Albert Museum	301
Fire—Alarms	287
Fire—Appliances	296
Fire—Calls	287
Loss of life, properties	287-288
Serious Fires	287
Fires—Summary of	290
Flood Gates	235
Flooding	232
Footpaths	227
Funds—Special Statement of	82, 132
Gardens—Outside City Division—Hydraulic Engineer's Department	266
Gardens—Victoria Gardens	297
Amenities for Children—Amusement	297
Income and Expenditure	297
Music Programme	297
Sites	297
General Account Pertaining to Estates Agent and Land Management—Statement of	260
Ground rent	252
Gymkhana—Seth Goardhandas Sunderdas Medical College	329
Topiwala National Medical College	359
Hawkers—Licence Department	311
Heads of Departments—List of the	4
Health Department—Report of—See Part II	Part II
Hostels—Seth Goardhandas Sunderdas Medical College	329
Topiwala National Medical College	358
House drains Municipal—Engineering Department	232
Housing Accommodation—Municipal	226
Housing—Dishousing and Rehousing—Extrust Estates	251
Hydraulic Engineer—Report of the	265
Improvement Schemes Account	54
Income—Statement of	68
Revenue Account—Water Works	122
Investments	51
Island of Bombay—Map of the Zones of water supply	283
Joint Councils—Labour Department	408
King Edward VII Memorial Hospital—Report of the	329
Labour Officer—Report of the	407
Labour Staff—Number of the	407
Labour Relations—Report regarding the	407
Lakes—Statistics of—	265
Powai	265
Tansa	265
Tulsi	265
Vehar	265
Vaitarna	265
Land—Acquisition of	247
Municipal—Disposal of	251
Sale proceeds of	49
Layouts—Changes in the	220, 251
Leases—Long term	252
Short term	253
Temporary	254
Legal Department—Report of the	391
Libraries—Municipal	303
Books and Magazines—Classification and Cataloguing of	303
Circulation of	303
Purchase of	303
Municipal Teachers'	401
Fox Patients in K. E. M. Hospital	335
Seth Gordhandas Sunderdas Medical College	329
Topiwala National Medical College	359
Licences—Licence Department	309
Lighting of Public Streets	229

	PAGE
Loans—Allocation of	48
Mahatma Gandhi Memorial Olympic Swimming Pool—Report of	413-14
Mains—New—laying of the	272
Maintenance Branch—Hydraulic Engineer's Department	267
Maintenance Branch—City Engineer's Department	227
Manager, Municipal Printing Press—Report of	325
Master Plan for Greater Bombay	217
Mechaical Branch—Report of the	238
Medical Aid—Hydraulic Engineer's Department	267
Medical Assistance to Municipal Employees—Scheme of	408
Medical Inspection of School Children—School Health Services	Part II-7
Medical Superintendent—Municipal General Hospital, Sion—Report of the	377
Do. —Group of T. B. Hospitals, Sewri—Report of the	383
Meter Revenue from	269-272
Meters—Details of	269-272
Repairs to	268
For Domestic Supply	272
Monuments and Statues—Public	228
Museums—Seth Gordhandas Sunderdas Medical College	329
Topiwala National Medical College	359
Victoria and Albert Museum	301
Nurses' Welfare Fund—King Edward VII Memorial Hospital	334
Nursing Staff Bai Yamunabai L. Nair Charitable Hospital	356
King Edward VII Memorial Hospital	334
Outside City Branch—Report of the	265
Patients—Number of—Bai Yamunabai L. Nair Charitable Hospital	356
King Edward VII Memorial Hospital	331
In-patients—Summary of—King Edward VII Memorial Hospital	331-347
Out-patients—	
Bai Yamunabai L. Nair Charitable Hospital	356, 362, 368
King Edward VII Memorial Hospital	331, 342, 348
Poor patients—King Edward VII Memorial Hospital	
Relief to	339, 340
Physiotherapy Department—King Edward VII Memorial Hospital	332
Poor Box Charity Fund—King Edward VII Memorial Hospital—Donations to	339
Municipal General Hospital, Sion	379
Poor Patients Fund—Bai Yamunabai L. Nair Charitable Hospital	357
Printing Press—Report of the	325
Private Buildings—Construction of	235
Projections—Unauthorised—Removal of	237
Properties in the City—No. of in charge of Estate Agent and Land Manager's Deptt.	253, 227
Public Relations Department—Report of	411
Pumping Stations—Construction of	235
Purification Works, Dadar,	233
Dharavi	234
Love Grove	233
Rain fall—Graph showing the	278A
Rateable Value—Complaints	204
Incidence of	201
R. C. Urdu Training Institute for lady teachers	395
Refrigeration plant—Arthur Crawford Market	319
Refuse—Removal of	242
Rents—Chawls—	253
Ground Rent—Commutation of	252
Semi Permanent Sheds	253
Suits for recovery of	254
Research Inquiries—Seth Goardhandas Sunderdas Medical College	329
Revenue Account—Income and Expenditure	67
Revenue Surplus—Statement of—	67
Riot Tax—	204
Roads—Maintenance Branch—Construction of—	227, 228
New ones taken over for maintenance	228
Special—Schemes (Estates and Land Management Department)	250

	PAGE
Road Rollers—	228
Schemes—Town Planning	240
Schools—Aided—	395
Expenditure incurred by—	396
Grants to—	396
School Buildings—Municipal—	395
Schools Clinic—King Edward VII Memorial Hospital	337
Schools Education—Municipal—Classes—	393
Prizes—Trust Fund	395
Pupils—Average cost per pupil—	406
Number of—	393, 403
Scholarships—	395
Teachers—General information	394
Scholarships to the Children of Municipal Employees—Statement of	408
Schools—Unaided Recognised	397
Vocational	397-398
General information	401
Scout Movement—Boy Scouts	399
Girl Scouts	399
Secretary—Municipal—Report of the—	1
Schools—Report of the Education Officer	393
Senior Asstt. Engineers—Report of the	213
Set-backs	228
Seth Goardhandas Sunderdas Medical College—Report of the Dean—	329
Sewage disposal plants	233
Shops and Establishments—Report of	315
Sinking Funds	49, 109, 171
Slum Clearance	222
Solicitor to the Corporation—Report of the—	391
Special Engineer—Report of the—	213
Statues and Monuments—Public	228
Stock Verification—Central Stores—Report of	52
Stores—Statement of details—	310
Stores Transactions—Statement of	309
Storm Water Drains—Construction of—	221, 232
Streets lighting—Public—	229
Streets—Name boards of—	228
Strikes—Sudden Stoppage of Work—Labour Relations	407
Students—Seth Gordhandas Sunderdas Medical College—Admissions—	329-351
Topiwala National Medical College—Admissions	358
Topiwala National Medical College—Examination Results—	358
Nair Hospital Dental College—Admissions	373
Sub-vention Scheme	232
Superintendent—Bai Yamunabai L. Nair Charitable Hospital—Report of the	355
Gardens—	297
Licences, Shops and Establishments—Report of the	311
Markets and Slaughter Houses—Report of the	319
Municipal General Hospital, Sion,—Report of the	377
Surplus Cash Balance	47
Survey and Design Section—Hydraulic Engineer's Department	274
Tansa Lake—Statistics of	265
Taxes—Collection of	201
Demand of	202
Exemption from General tax—	204
Outstandings	203
Property taxes	201
Rates of	201
Refunds	204
Riot tax	204
Urban Immoveable Property Tax	204
Wheel Tax	201

	PAGE
Teaching Staff—Nair Hospital Dental College	374-75
Seth Goardhandas Sunderdas Medical College...	344-45
Topiwala National Medical College	364-65
Tenements—No. of	201
Town Duties—Collection	209
Refund	209
Revenue	209
Town Planning Schemes—	240
Town Planning Scheme—Mahim	240
Traffic Islands—	230
Tramways	229
Trolley track	266
Trunk Mains—Bursts and Leaks	265, 266
Tulsi Lake—Statistics of	265
Unions—Names of—	407
Vaitarna—Cum—Tansa Scheme—Report of Special Engineer	213
Dam	213
Vehar Lake—Statistics of	265
Vehicles—No. of	201, 207
Visitors No. of to—Lakes	266
Libraries—	303, 305
Museum	301
Victoria Gardens	297
Water—Sterilization of—	266
Water Charge—Compounded—	274
Water Connections—No. of the	268
Water—Distribution of—	269
Water fittings—Testing of—	268
Water Mains—Bursts and Leaks—	266
Water Supply—Average of	270
Disconnecting the—	271
Hours of—	270
Sources of	265
Statistics of	265, 270
Sterilization of—	266
System of—	265 & 269
Works of—General nature	273
Inside City Division	267
Welfare Branch—Report of the	408
Workshops Foundry	238
Workshops—Municipal—Report of	238
X-Ray and Electro Therapeutical Report—King Edward VII Memorial Hospital	334
do. do. —B. Y. L. Nair Charitable Hospital	369
Zoning	241
Zoo—Victoria Gardens—Livestock in the—	} 298-299
Zoo—list of animals in the	

PART II

CONTENTS

PAGE.

I.—REVIEW OF THE YEAR—

(1) Outstanding features	...	1
(2) Population	...	1
(3) Area and density of population	...	1
(4) Meteorology	...	1
(5) Rainfall	...	1
(6) Births and deaths	...	1

II.—PUBLIC HEALTH ADMINISTRATION—

Divisions of the city and distribution of the staff—

(1) Sanitary state of the City	...	3
(2) Unwholesome food Notices under municipal Act and prosecution	...	3
(3) Registration of vital statistics	...	3
(a) Births and birth-rate	...	3
(b) Deaths and death-rate	...	3
(c) Deaths by sex and age	...	3
(d) Deaths by causes	...	3
(e) Certification of causes of deaths	...	3
(f) Deaths by months	...	3
(g) Deaths by sections	...	3
(h) Copies of birth and death registry	...	3
(i) Infant mortality	...	3
(j) Maternal mortality	...	4
(4) Control of communicable diseases—	...	4
(a) Notification	...	4
(b) Plague	...	4
(c) Smallpox	...	4
(d) Cholera	...	4
(e) Influenza	...	4
(f) Enteric fever	...	4
(g) Acute anterior poliomyelitis	...	4
(h) Diphtheria	...	4
(i) Cerebrospinal meningitis	...	4
(j) Tuberculosis	...	4
(k) Venereal disease	...	4
(l) Leprosy	...	5
(m) Malaria, anti-malaria and insecticidal measures and disinfection	...	6
(5) Hygiene—	...	6
(i) Maternity homes and ante-natal, etc. clinics	...	7
(ii) Family planning clinics	...	7
(iii) School medical inspection	...	7
(7) Medical relief	...	9
(8) Public health propaganda and education	...	9
(4) (A) Report of the Medical Superintendent, Arthur Road Hospital	...	10
(6) Report of the Municipal Analyst	...	12
(4) (B) Report of the Superintendent of Vaccination	...	13

Tables

... 15 to 76

DIAGRAMS—

Facing page

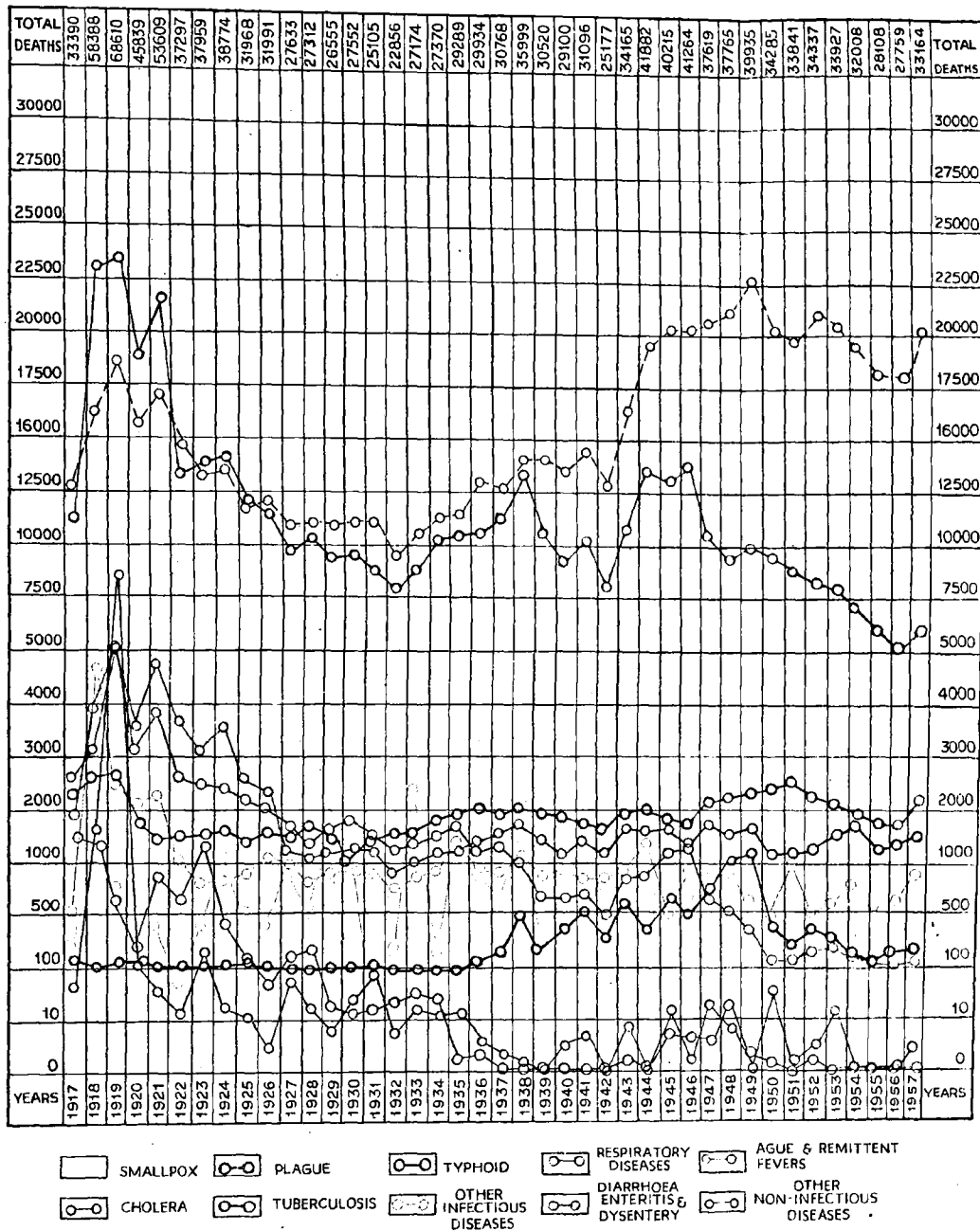
A.—Annual total deaths by causes, 1917-1957	...	1
B.—Annual death-rate 1901-1957	...	2
C.—Death-rate from principal causes	...	3
D.—Infant mortality rate 1881-1957	...	4
E.—Maternal mortality rate	...	5
F.—Climatic conditions in Bombay in 1957	...	6
FI.—Daily mean births and deaths in 1957	...	6
G.—Annual admission of cases in Arthur Road Hospital	...	10

SUMMARY OF STATISTICS

FOR THE YEAR 1957

1.	Area of Bombay city and island	26.189 sq. miles (16751.42 acres)
2.	Density of population per acre	139
3.	Population	Census of 1951	23,29,020
		Mid-year estimated	28,82,000
4.	Total live births registered.	64,526
5.	Birth-rate per 1,000 population	Census 1951	27.7
		Mid-year estimated	22.4
6.	Total deaths	33,164
7.	Death-rate per 1,000 population	Census 1951	14.2
		Mid-year estimated	11.5
8.	Total deaths among infants (under 1 year)	7,820
9.	Infant deaths per 1,000 live births	121.2
10.	Maternal deaths	97
11.	Maternal death-rate per 1,000 births (including still-births)	1.4
12.	Maternal death-rate per 1,000 live births	1.5
13.	Still-births	2,861
14.	Plague—deaths	Nil.
15.	Cholera—deaths	5
16.	Smallpox	(a) deaths	502
		(b) death-rate	0.2
17.	Influenza	(a) deaths	174
		(b) death-rate	0.0
18.	Tuberculosis	(a) deaths	2,771
		(b) death-rate	1.1
19.	Acute anterior poliomyelitis	(a) deaths	21
		(b) death-rate	0.0
20.	Diphtheria	(a) deaths	92
		(b) death-rate	0.0
21.	Typhoid	(a) deaths	258
		(b) death-rate	0.1

DIAGRAM "A"
ANNUAL TOTAL DEATHS
FROM DIFFERENT CAUSES IN BOMBAY CITY
1917-1957





Spot Dispensary conducted by a Social Organization during the 'Flu Epidemic'



Municipal Spot Dispensary during the 'Flu Epidemic'

ANNUAL REPORT OF THE EXECUTIVE HEALTH OFFICER FOR THE YEAR 1957.

Dr. V. V. Puri, M.B.B.S., D.P.H., D.T.M., held the post of the Executive Health Officer from 1st January 1957 upto 31st October 1957. Dr. G. N. Kowshik, M.B.B.S., B.Hy., D.P.H., was appointed as Acting Executive Health Officer, from 1st November 1957.

(1) Outstanding Features—

(i) The incidence of Smallpox suddenly rose at the beginning of the year and assumed epidemic proportions. The disease was declared as epidemic during the week ended on 2nd March 1957 and continued so upto 25th May 1957. Preventive measures such as compulsory removal of cases to the Infectious Diseases Hospital, disinfection, mass vaccination, etc., were carried out with promptness.

(ii) Epidemic Influenza though of mild type, made its appearance after 39 years in Bombay, in May and June this year. The first wave of the previous epidemic Influenza came over the city in June 1918 and took a toll of about 1,600 lives, besides causing much other loss and incapacity. In this year's epidemic, it is estimated that about 3 lacs of the total population (i.e. 10 per cent.) suffered from the illness. The epidemic of 1918 was followed by a second more virulent wave in September of the year and took a toll of about 2,400 lives in a very short period of time. This year's epidemic was generally mild in morbidity as well as mortality, having caused only about 174 deaths.

The total number of Influenza cases admitted in the Arthur Road Hospital since 21st May 1957 upto 30th June 1957 was 5,174. Of these, 58 died. The total number of milder cases treated only as outpatients at the Arthur Road Hospital from 28th May 1957 upto 30th June 1957 was 24,610. Besides, cases were treated in the field by 13 Mobile Hospital Vans, 48 Spot Dispensaries and Mobile Squads, 40 Municipal Free Dispensaries and about 250 Voluntary Centres set up by the Social Organizations, who were supplied with necessary medicines and injections free of cost by the Municipality. The epidemic waned gradually by the third week of June 1957, i.e. within a month.

On the arrival of the epidemic wave in Madras, the Director General, Health Services, Government of India, alerted all the health authorities in Bombay State to prepare themselves for the wave likely to reach this state. The Bombay Municipal health authorities thereupon promptly alerted the medical profession as well as the Public within the Municipal jurisdiction. Vigilance was kept on the new arrivals entering Bombay to detect and isolate cases of Influenza. Passengers arriving from Singapore and from the East were observed for five days from the date of their arrival. Instructions were given to the public through press, posters, leaflets, etc., as regards the measures contemplated and the precautions necessary.

The incidence was wide spread but relatively of a very mild type.

The re-opening of the Schools after the Summer Vacation was postponed by 10 days, i.e. upto 20th June 1957 (by which date the epidemic was over) to enable the school children to postpone their arrival to the City from the mofussil.

In view of the usual behaviour of Influenza pandemics, pre-epidemic and epidemic plans were also formulated to forestall the anticipated second virulent wave of the disease which fortunately did not arrive.

(iii) The incidence of Enteric Fever, though endemic in Greater Bombay showed an unusual and abrupt increase towards the end of the year in certain parts of 'C' Ward. It was promptly investigated and with the adoption of all the precautionary measures, the increase was duly controlled.

(2) **Population.**—The population figure of the city viz., 23,29,020 as per the census of 1951 (table 1) was taken as the basis for rates for vital statistics in this report. The mid-year estimated population of the city was 28,82,000.

(3) **Density of Population.**—The area of the city is 26.189 square miles (16,751.42 acres) with the density of the population at 139 per acre (table 2).

(4) **Meteorology.**—Meteorological data for the year is given in table 3.

(5) **Rainfall.**—The total rainfall in millimeters recorded at the Colaba Observatory was 1775.3. It was below normal by 133.5 millimeters. It rained on 93 days as against 116 in 1955 and 108 days in 1954. The highest monthly rainfall was 777.2 mm. in July.

(6) **Births and Deaths.**—64,526 live births and 33,164 deaths were registered as against 64,835 live births and 27,759 deaths in the previous year. The rates of births and deaths per 1,000 of the census population were 27.7 and 14.2 respectively, and 22.4 and 11.5 respectively per 1,000 of the mid-year estimated population.

PUBLIC HEALTH ADMINISTRATION

(1) **General Sanitation.**—This included inspection, supervision and statutory actions in relation to premises, their environs and also licensable trades, to remedy sanitary defects and deficiencies and obviate statutory nuisances.

For this purpose, the city is divided into 7 wards, A to G, grouped under five Assistant Health Officers. The wards are sub-divided into 51 sections, each of which is in the charge of a Medical Assistant or a Sanitary Inspector. These 51 sections are grouped to form 10 Registration Districts, each being in the charge of a Medical Inspector for the registration of births and deaths.

(2) **Food Sanitation.**—This includes enforcement of sanitation and hygiene in food establishments and on hawkers of food, and destruction of unwholesome food.

Food Adulteration.—Since the Prevention of Food Adulteration Act came into force in 1954, sampling of foods has become more elaborate than before in the procedure prescribed for it. In addition to the usual staff of Food Inspectors, a mobile squad for surprise sampling with swiftness has been at work to control food adulteration through sampling.

Milk sampling was done as before through Milk Sub-Inspectors as well as Food Inspectors.

(3) **Registration of vital statistics.**—The registration of births and deaths in the city has been very nearly complete as in previous years. Live Births registered during the year numbered 64,526 and deaths registered numbered 33,164, giving a natural increase of 31,362 persons in the population. Morbidity registration pertained chiefly to the 17 notifiable diseases, prominent among which were Smallpox, Enteric Fever and Diphtheria. The extent of incidence and mortality of these diseases are given below.

(4) **Control of communicable diseases.**—The measures taken for the prevention of diseases such as Small-pox, etc., included isolation and treatment, contact and mass immunization and health education.

Cases of infectious diseases (except tuberculosis, venereal diseases and leprosy) were isolated and treated at the Municipal Infectious Diseases Hospital at Arthur Road, which is under a Medical Superintendent. The staff was duly supplemented from time to time when the increase in the number of patients demanded it. The Honorary staff of the hospital rendered valuable service whenever needed.

Cases of *Tuberculosis* were treated at the Municipal Group of Hospitals for Tuberculosis at Sewri. Admissions to these hospitals were regulated as per the waiting list maintained at the out-patient Department of the hospital after examination by the honoraries. Outpatients were also treated at the clinics at Princess Street, Foras Road and Dadar.

The *Venereal Diseases* cases were treated at the special clinic at Bellasis Road.

The infectious cases of *Leprosy* detected at the Municipal Free Dispensaries were directed to receive treatment at the clinic of the Acworth Leprosy Home, Wadala. The non-infectious cases were treated at the dispensaries.

The anti-malaria and insecticidal services were carried out by the Insecticide Branch.

Primary vaccination and re-vaccination against Smallpox were carried out under the directions of the Superintendent of Vaccination.

(5) **Maternity and child welfare.**—Antenatal care, care at birth, care during infant and pre-school life was rendered through the 5 Municipal Maternity Homes under the charge of five lady medical officers, with a staff of 25 nurses and 20 health visitors. The medical officers conducted the main clinics at their respective Homes and 10 subsidiary clinics. The maternity unit at Dharavi was in the charge of two trained health visitors under the guidance of one of the medical officers.

Family Planning.—Instruction and advice in spacing of births were given at 18 Family Planning Clinics. The Supervising Medical Officer (Maternity) supervised these activities.

P. T. A. P.—Arrangements have been made to inoculate the children aged 6 months to 5 years with P. T. A. P. antigen against Diphtheria at Post-natal clinics of the 5 Maternity Homes.

B. C. G.—B. C. G. Vaccination was given to new-born babies with the consent of the mothers.

Well baby clinics.—The clinics now function at four of the Maternity Homes.

SCHOOL HEALTH WORK

(a) **Medical service.**—Out of about 1,88,000 School Children in the Municipal schools, 65,370 were examined and of them, 55,068 were found to have one or more physical ailments. Arrangements to treat 24,005 children were made in the school clinics at the Bai Yamunabai L. Nair Hospital and the K. E. M. Hospital.

(b) **Milk feed.**—From 37,290 to 52,140 undernourished School Children were given free milk feed of 8 ozs. each during the year under reference.

(c) **Snacks.**—Snacks comprising of chikki and fruits were given in addition to the milk feed.

(6) MUNICIPAL LABORATORY

The analysis of samples of food, Municipal water supply and of clinical specimens was carried out in the municipal laboratory in charge of the Municipal Analyst.

25,429 samples were examined during the year, clinically, chemically and bacteriologically. Prosecutions have been launched in 5,765 cases under the Prevention of Food Adulteration Act, 1954, for the samples found non-genuine.

7. MEDICAL RELIEF

Medical Relief was administered through 26 free dispensaries (two Ayurvedic) under 27 medical assistants, one mobile dispensary unit, 6 dispensaries for women and children under 3 part-time lady doctors, 1 eye hospital and an eye dispensary under 2 honorary surgeons and one senior nurse.

The number of new cases treated at the General Dispensaries etc. was 4,61,202. The total attendance was 21,39,743. The figures at Women's Dispensaries were 18,180 and 93,590 respectively.

There were 241 indoor patients treated at the Eye Hospital while 11,921 cases were treated at the Eye Dispensary.

The Municipal free dispensaries are also immunizing centres as arrangements have been made for vaccination against Smallpox and inoculation against Typhoid and Cholera at all the dispensaries. In 13 out of 26 dispensaries, arrangements have been made for immunization with P. T. A. P. against Diphtheria, of children below 10 years of age. Anti-Tetanus injections are also given at these 13 dispensaries.

(8) **Health education** was carried out by the Public Relations Officer, through all modern publicity media.

DIAGRAM B
ANNUAL DEATH RATE IN BOMBAY CITY
(1901-1957)

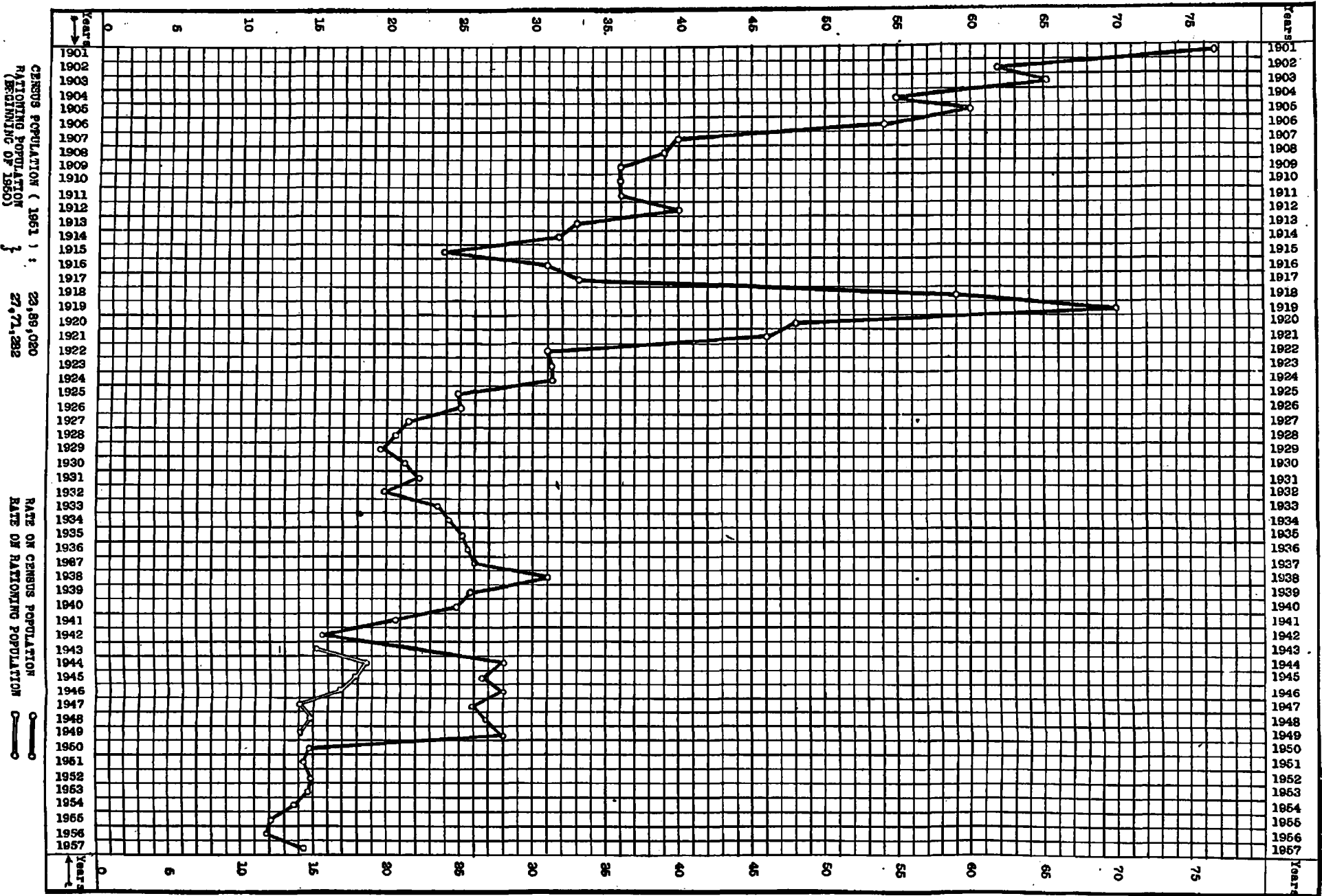



DIAGRAM C

DEATH RATE PER 1000 POPULATION FROM PRINCIPAL CAUSES IN
BOMBAY CITY IN 1957 AND THE DECENNIAL AVERAGE 1947-56



1947-56

1957



Surprise Food-Sanitation Drive

(1) GENERAL SANITATION

Sanitary condition of the city was, on the whole, satisfactory throughout the year. Insanitation, where detected, was inter alia due to insufficiency of sewers and continuance of the basket-privy system, high density of houses and persons per acre, and practical difficulties such as absence of proper access, etc., in the way of rendering adequate conservancy services, both as regards the removal and disposal of refuse and also shortage of water supply. About 966 basket privies still remained to be converted into the full-flushing system pending the implementation of the town planning schemes.

Water supply.—The supply to the city was chlorinated. Apart from occasional complaints from individuals as regards unwholesome water supply at certain points of the distribution system, breaches were noticed or suspected in certain localities of C Ward which were got repaired immediately. Constant check on the quality of the water supply and chlorination was exercised through systematic sampling and analysis of water at various points in the supply and distribution system.

Drainage.—The Mahim area in North Bombay was covered by three town planning schemes and sewers have been laid in a major portion of the area.

Sanitary control of dwellings.—The routine inspection of dwellings for detection of sanitary defects was made by the sanitary inspectors, medical assistants and medical inspectors under the general supervision of the Assistant Health Officers. During the year, 3,242 insanitary huts were demolished or got vacated.

Sanitary Inspection.—Details are given in table 4.

Slum areas continued to receive special attention so far as sanitary measures in general were concerned. However, with the passing of the amendment of the Bombay Municipal Corporation Act about the middle of 1954, regarding slum clearance, particular attention was paid to slum clearance schemes.

Milch Cattle Stables.—Approximately 803 milch cattle in 7 stables in the City were yet to be removed to the Government milk colony at Aarey.

(2) FOOD SANITATION

(i) A statement regarding the work of inspection of milk is given in table 5.

(ii) Details regarding the destruction of unwholesome food are given in table 6.

(iii) Statements regarding statutory notices and court cases are given in tables 7 and 8 respectively.

(3) VITAL STATISTICS

(a) **Births and birth rate.**—The live births registered during the year were 64,526 which were 309 less than in 1956 and 3,211 above the average of the decennium (1947-56). Of the registered births, 33,062 were male and 31,464 female, giving a proportion of 105.1 males to 100 females. The birth rate was 27.7 per 1,000 of population. Details are given in tables 9, 10, 11 and 12.

The number of still-births reported was 2,861 or 4.4 per cent. of live births.

(b) **Deaths and death rate.**—The total number of deaths registered from all causes was 33,164 as against 27,759 in 1956, being 794 below the annual average mortality of the preceding 10 years, and 1,936 more than the mean mortality of the preceding 5 years.

The death-rate per 1,000 of the population was 14.2. 23.6 per cent. of the total deaths were among infants below 12 months. Out of these, 44.8 per cent. were recorded as due to congenital debility or premature births or malformation, etc.

The annual number of total deaths from different causes in the city since 1917 is plotted in graph A, facing page 1. Death rates are shown in diagram B, facing page 2.

(c) **Mortality by sex and age.**—Of the 33,164 deaths, 18,645 were among males and 14,519 among females. The excess of deaths among males may be ascribed to the preponderance of males in the population their number being nearly 63.5 per cent. of the total population. The death rate among females was, however, actually higher than that among males. The male death-rate was 12.6 and the female 17.1 as against 10.7 and 14.1 respectively in 1956 (*vide* tables 13, 14 and 15).

(d) **Principal causes of deaths** are given in table 16.

It will be seen from the diagram C, facing page 3 that diseases of the respiratory system claimed the highest number of deaths as in the past with a death-rate of 2.8 per 1,000 of population. A large proportion of deaths from respiratory diseases occurred among infants and children under five years of age. Old age constituted the next most fatal cause giving a death-rate of 1.7. The causes coming next on the list for the year were congenital debility and diseases of early infancy (1.5) and tuberculosis (1.2).

(e) **Ascertainment of causes of deaths** are given in tables 17 and 18.

(f) **Mortality by months** is given in table 19.

(g) **Details of mortality by sections, etc.** are given in tables, 20, 21 and 22.

(h) **Copies of birth and death registry issued.**—During the year, 9,605 copies of registry of birth and 15,917 copies of registry of deaths were issued. The total fees received for copies of certificates, for searches of birth and death registers for various periods and for producing records in courts of law, amounted to Rs. 44,670.63 nP. as against Rs. 35,990 in 1956.

(i) **Infant Mortality.**—Deaths among infants under one year of age numbered 7,820 which was 668 more than in the preceding year and 1,030 less than the annual average of the previous decennium. The infant mortality rate for the year was 121.2 per thousand of live births as against 110.3 in 1956.

Of the 7,820 infant deaths, 7,174 *i.e.*, 91.7 per cent, were among the infants born in the city and 646 *i.e.*, 8.3 per cent, were among those born outside the city *vide* table 23). The births of these 646 infants were naturally not registered in the city birth registers. If these 646 deaths are excluded, the infant mortality rate, would be 111.2. How much of this reduction in the rate could be set off against the deaths of infants occurring outside the city, though born and registered in the city, cannot be estimated. But in the absence of any specific cause or evidence of emigration, the number must be small, and, therefore, the infant death-rate after correction for residence would not be much above 111.2 *i.e.*, 10.0 less than the recorded rate of 121.2.

Diagram D facing page 4 shows the trend of infant mortality rate in this city during the last 76 years.

Causes of Infant Deaths.—It will be seen from table 24 that 5,749 or nearly 73.4 per cent, of the total infant deaths were due collectively to diseases of the respiratory system, infantile debility and premature birth as against 5,421 deaths or 75.8 per cent, in 1956. Diarrhoea and enteritis caused 681 deaths, ague and remittent fever and fever not defined 38 deaths and convulsions caused 84 deaths. Deaths from smallpox and measles numbered 80 and 68 respectively, while poliomyelitis caused 5 deaths.

Quinquennial averages.—Compared with the annual average of the preceding five years, the total deaths among infants in 1957 was 564 less. An increase of 34, 42 and 14 was, however, recorded under Smallpox, measles and diarrhoea and enteritis respectively *vide* (table 25).

Age at deaths.—The infant deaths in the first week of life were 2,393 or 30.6 per cent, and in the age-period 1 to 4 weeks, 1,278 or 16.3 per cent, of the total. Thus 3,671 infant deaths or 46.9 per cent, of the total number occurred in the first month of life. In the next two age-groups, *viz.*, 4 weeks to 6 months and 6 to 12 months, the infant deaths numbered 2,183 and 1,966 respectively, constituting 27.9 per cent, and 25.2 per cent of the entire infant mortality (*vide* tables 24 and 26). For neo-natal death-rate see table 27.

Infant mortality by months.—See tables 28, 29 and 30.

(i) **Maternal mortality rate.**—This rate was 1.5 as against 0.99 in 1956.

Deaths in puerperal state by causes are given in table 31.

(4.) CONTROL OF COMMUNICABLE DISEASES

(a) **Notification.**—The total notifications of infectious diseases received during the year was 9,002 as against 7,909 in 1956 (*vide* table 32). Of these 8,870 (98.5 per cent.) were from the District Registrars and 132 (1.5 per cent.) were from the medical practitioners.

(b) **Plague** was absent during the year.

Anti-plague measures.—(i) **Preventive Inoculation.**—During the year, 14 persons were inoculated against plague at the Haffkine Institute, Parel.

(ii) **Rat destruction.**—The total number of rats caught and destroyed in Greater Bombay during the year was 10,09,017 (including 2,24,172 *Rattus Rattus* and 4,75,992 *Gunnomys Kok*) as against 10,09,985 in 1956. No rat was found plague-infected, *vide* table 33.

Susceptibility of rats to plague.—The Haffkine Institute reported that the susceptibility of rats to plague, was as below:—

R. *Rattus* 10.8 per cent, susceptible.

Other anti-plague measures, *viz.*, (iii) Flea destruction, especially through D. D. T. dusting of rat holes and D. D. T. spraying of houses, etc., and (iv) Thorough cleansing of areas are described at the appropriate places in this report.

(c) **Smallpox** caused 2011 attacks (including 133 originating in other local areas of India and 1 imported) and 502 deaths (*vide* table 34).

(d) **Cholera** caused 7 attacks (including 2 originating in other local areas of India) and 5 deaths. Preventive measures including food sanitation campaigns were continued. 50734 persons were inoculated against cholera.

(e) **Influenza** was recorded as the cause of 174 deaths as against 7 in 1956 and the annual average 6 for the preceding decennium.

(f) **Enteric fever.**—The number of notified cases, *viz.*, 2,463 (including 100 originating in other local areas of India), was 366 more than that in 1956. The total number of deaths was 258 as against 247 in 1956. The case mortality rate was 10.4 *vide* tables 35, 36 and 37. 1,30,634 persons were inoculated with T. A. B. Vaccine. Other preventive measures, including D. D. T. treatment, as an anti-fly measure, surprise inspection of food establishments, etc., destruction of unwholesome foodstuffs, propaganda, etc., were carried out as usual besides treating all cases of typhoid with chloramphenicol at the Arthur Road Hospital.

(g) **Acute anterior poliomyelitis** caused 138 cases (15 originating in other local areas of India) and 21 deaths.

(h) **Diphtheria.**—2,896 cases were notified (*vide* table 38). Of these, 197 were originating in other local areas of India; 92 cases proved fatal.

(i) **Cerebrospinal meningitis.**—7 cases were reported, all of them proving fatal, as against one fatal case during 1956.

(i) **Tuberculosis** took a toll of 2,771 lives and the death-rate of tuberculosis was 1.2 per 1,000 of population *vide* tables 39 and 40.

The sputum examination of specimens sent by the medical practitioners was undertaken free of charge at the Municipal laboratory.

3,148 cases of tuberculosis were admitted to the Municipal Group of Hospitals for Tuberculosis at Sewri, which had an accommodation for 460 in-patients. Besides 100 beds are reserved by the Bombay Municipal Corporation at the Sarvodaya Hospital, Ghatkopar. The cases directed by the 3 T. B. clinics were admitted as per the waiting list maintained at the hospital outdoor after examination by the honoraries. A. P.

DIAGRAM D

DEATHS IN INFANTS PER 1000 BIRTHS IN BOMBAY CITY (1881-1957)

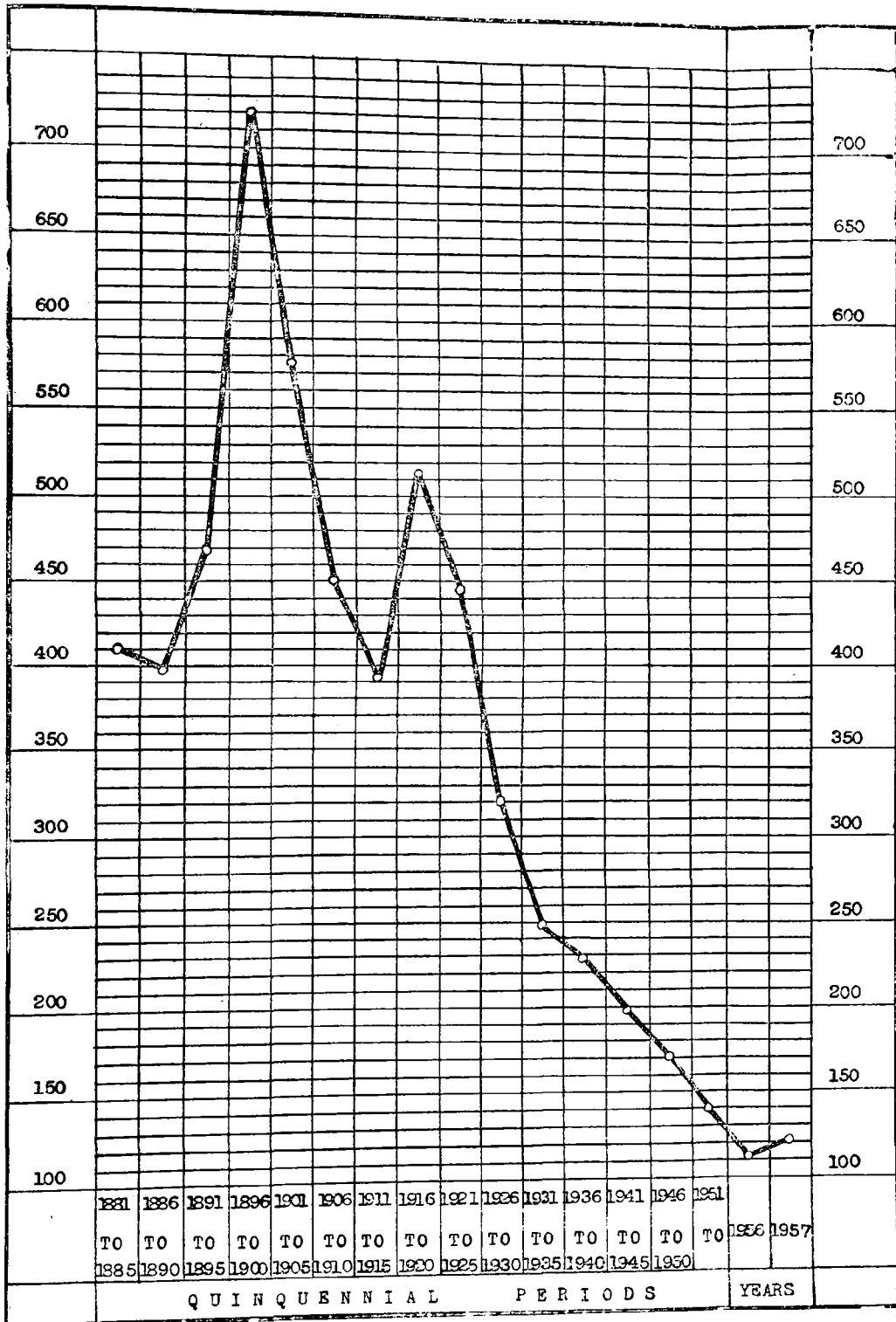


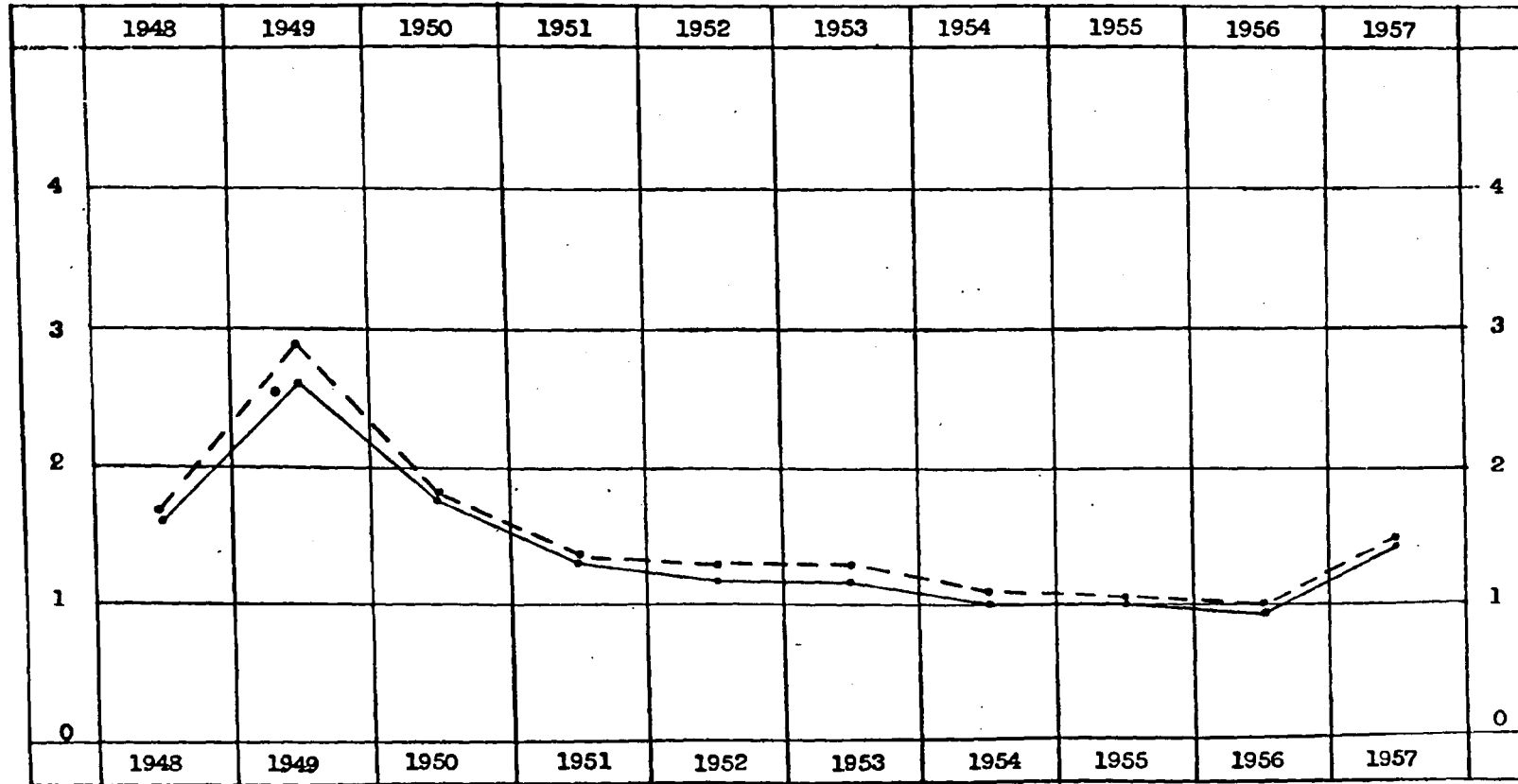
DIAGRAM E

RATE OF MATERNAL DEATHS PER 1000 OF BIRTHS (BOMBAY CITY)

(1948 - 1957)

Rate on Live Births — — — — —

Rate on Births including still-births } — — — — —



Maternal Deaths:	91	171	106	89	88	82	67	67	67	97
Births:	54629	58081	60597	65679	66125	62726	63072	66575	64835	64526
Rate:	1.6	2.7	1.7	1.3	1.2	1.2	1.0	1.0	0.99	1.4
Rate:	1.7	2.9	1.7	1.3	1.3	1.3	1.1	1.0	1.0	1.5

and P. P. refills and screening were done at the hospital and at the clinics at Princess Street, Foras Road and Dadar. Advanced cases of T. B. are isolated at the newly constructed 100 bedded isolation Hospital at Dadar.

(k) Venereal Disease.

The Anti-Venereal Clinic, 254, Bellasis Road.

The latest methods of prophylaxis, diagnosis, treatment and control of venereal diseases were followed at this clinic.

1. **Prophylaxis.**—The prophylactic centre at this clinic was kept open day and night, while the other prophylactic centres in different parts of the city were open from 6-30 p. m. to 2-30 a. m. every day. (vide table 41).

The importance of prophylaxis was stressed by exhibiting instructive and educative films at this clinic and by talks by the Medical Officers.

As antibiotics like Penicillin in Oil, Streptomycin and Aureomycin etc. are the drugs of choice and as they are cheaply available now-a-days, the personal prophylactic treatment has become obsolete and unnecessary.

The Corporation have under their resolution No. 1411 of 10th January 1957, given sanction to start a contact investigation centre at this clinic by appointing two Medico-Social Workers and also to accept the offer of free supply of Penicillin through the UNICEF for treatment. One Medico-Social Worker has since been appointed and the other will be appointed in due course.

2. **Diagnosis.**—The clinical diagnosis of all the cases treated here was confirmed by latest methods of laboratory tests, which were carried out at the laboratory in this clinic.

Blood samples and urethral smears of suspected V. D. patients, sent by private practitioners, were examined and the reports sent to them confidentially and free of charge.

Details of the laboratory work are given in Table 42.

3. **Treatment.**—Male and female patients were examined and treated in separate wings of the clinic maintaining absolute secrecy. Antibiotics mentioned above were used in treatment as the drugs of choice.

4. **Physiotherapy.**—Short-Wave therapy, Ultra-Violet as also infra-Red irradiation was done whenever required.

5. **Follow up Work.** The clinic Nurse paid 2,759 domiciliary visits and induced suspected cases and contacts to attend the clinic and defaulters to continue the treatment.

6. **Training in V. D.** was given to private practitioners, medical students and health visitors.

779 Samples of blood were sent from Municipal Maternity Homes (537 Ante Natal and 242 Post Natal Cases) for investigation. Out of these, 60 (41 A.N.C. and 19 P.N.C.) were positive for Kahn or Wassermann Reaction tests. Out of these, only 39 attended the clinic for treatment during the year.

7. **Summary of Cases.**—18,636 (16,316 Male and 2,320 Female) and 1,979 non-venereal cases were treated (vide Tables 43 to 46).

(l) **Leprosy.**—The Acworth Leprosy Home has been doing commendable work for over 50 years in this important branch of the control of communicable diseases. In addition to providing a Home for the isolation of patients either voluntarily admitted or committed by the Police, under the Bombay Leprosy Act, the institution conducted a well-equipped outpatient clinic.

The Corporation bears the entire cost of the out-patients clinic attached to the Acworth Leprosy Home and also the following additional cost:—

- (1) 48 beds for the voluntary patients.
- (2) 75 beds for the resident patients (domiciled in Bombay).
- (3) Domiciliary services.
- (4) Rs. 10,000 every year for rendering sulphone treatment.
- (5) One-third of the recurring expenditure and the entire capital expenditure on account of the Greater Bombay Leprosy Control Scheme Activities.

The average daily attendance of patients during 1957 was 236.4 and the total number of new cases treated at the clinic was 3,104.

The Home had an accommodation of 396 beds (284 for males and 112 for females) for the isolation of leprosy patients.

Seven Health Visitors, one appointed by the Home and 6 by the Municipality (including 1 for the suburbs) are doing the important work of detecting cases of the diseases among the contacts of patients. The medical assistants in charge of the municipal free dispensaries have also been specially trained for the detection of early cases of leprosy. The Superintendent of Acworth Leprosy Home visited these dispensaries in turn to assist in arriving at accurate diagnosis as well as rendering out-patient treatment to positive cases.

The leprosy control problem in Greater Bombay has now been dealt with under the Greater Bombay Leprosy Control Scheme. Five clinics were opened from 1st November 1955, four in the city and one in the suburbs, for the diagnosis and treatment of leprosy. 2 doctors, 5 health visitors, 3 ward-boys and an experienced clerk were appointed under the scheme. (Vide details in Tables 47 and 48).

(m) Malaria.

Malaria was registered as the cause of 4 deaths. Ague and Remittent Fever caused no death. The annual average of deaths due to these diseases during the last decennium was 52 and 181 respectively vide tables 16 and 37. Inspections for detection of mosquito breeding places and destruction of the detected breeding were carried out. Actions were taken against the house owners to enforce anti-mosquito measures.

Tables 49 and 50 show the total number of wells, cisterns, etc., found breeding Anopheles mosquitoes.

No children were examined at their homes as malaria has ceased to be a problem in the city.

Table 51 shows the number of pupils examined in Municipal Schools and number found with enlarged spleen by the School Medical Staff.

None out of 106 blood smears taken from fever cases at the Municipal Dispensaries was found positive for malaria parasites.

As in the previous year, no clinically malaria cases were detected at the Municipal Dispensaries (vide table 52).

Wells.—Five retained wells (G-4, D-1) were filled in and three retained wells (F-1, G-2) were rendered hermetically concrete covered with pumps.

The total number of wells in the city on 1st January 1957 was 2,119 out of which 1,662 were hermetically cement concrete covered. The remaining 457 were open or partially open. Out of these, 403 were retained, 38 Jack wells and 16 were under action (vide table 53).

All the retained wells, except a few, were stocked with Gambusia fish replenished every six months or oftener when found necessary.

Cisterns.—The total number of cisterns in the city was 79,291.

Overhead cisterns.—All the 225 overhead cisterns on Mills and other premises were maintained in a mosquito proof condition.

Mill tanks.—During the year, 6 mill tanks were filled in as a result of the action taken by the department. Now there remain 80 mill tanks in the city, and prompt action was taken to destroy all mosquito breeding. 122 instances of mosquito breeding in mill tanks were detected. Many of the mill tanks which constantly breed mosquitoes, were kept under insecticidal treatment for which the mill authorities concerned paid the scheduled charges.

Storm water entrances.—See table 54.

Precautions against Yellow Fever.—Campaign against Aedes Aegypti mosquito, the vector of Yellow Fever was continued throughout the year. The Stegomyia index had not shown anything more than 2 per cent. which was considered safe.

The anti-malaria drugs such as paludrine, quinine and mepacrine (tablets) were made freely available to the public through Municipal Medical Institutions.

Monsoon action and mosquito nuisance.—Notices were issued against the owners to keep their compounds free from mosquito breeding.

Insecticide services.—Fly and other insect-pest nuisance was further reduced as a result of regular anti-fly and other disinfection measures by the Insecticide Branch squads.

Private treatment on payment of fees.—This work was extended and the insecticide squads operated in all the wards of the city making the scheme popular. A sum of Rs. 65,000 was received as fees for rendering such services. Fogging operations were carried out throughout the city covering all the areas, particularly those infested with insect-pest nuisance. (vide table 55).

The Malaria Advisory Committee held two meetings during the year.

Disinfection and disinfestation.—The details of the work done and the quantity and cost of disinfectants and the disinfestations used are given in tables 56, 57 and 58.

5. HYGIENE

(i) Maternity and Child Welfare Services.—The maternity and child welfare services were continued in all their aspects through the five municipal maternity homes, their clinics, ten subsidiary clinics and one maternity unit at Dharavi.

Types of services—

(a) Domiciliary care.

(b) Institutional care.

The object of the domiciliary care is to impart health education in mother-craft and to carry out propaganda amongst the women folk. These services are extremely useful for guiding mothers as to how to take care of their babies and to bring up them well. In addition to the service through the 16 maternity and child welfare centres, domiciliary service was required to be rendered to those mothers who did not attend the maternity and child welfare centres due to social and other customs. These mothers do follow the advice given to them by the Health Visitors during their visits. The Medical Officer-in-charge of Maternity Homes also pay domiciliary visits with the Health Visitors to guide them and to check their work.

The Institutional service included (1) Ante-natal (2) Natal, (3) Post-natal and (4) Infant and pre-school age children care (5) Follow up work (6) Education and propaganda of these services through posters, leaflets, group-talks, demonstrations, film shows, etc.

During the natal-period each mother is explained the importance of family planning.

Aid to poor mothers delivered at their homes was given by giving rations of Rawa, jaggery, ghee, milk etc. free.



New Municipal Maternity Home at Naigaum

DIAGRAM F

CLIMATIC CONDITIONS IN BOMBAY CITY IN 1957

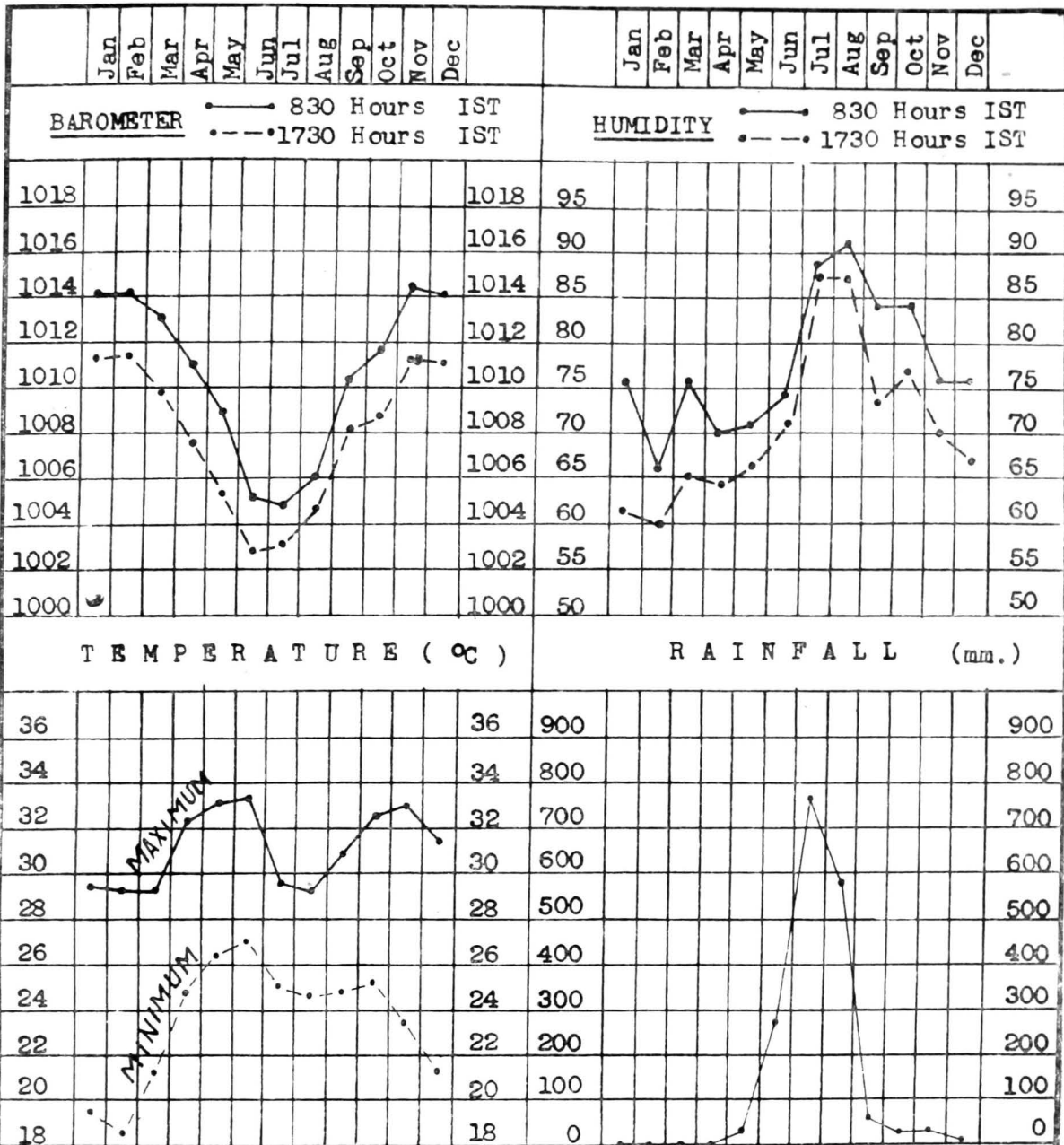


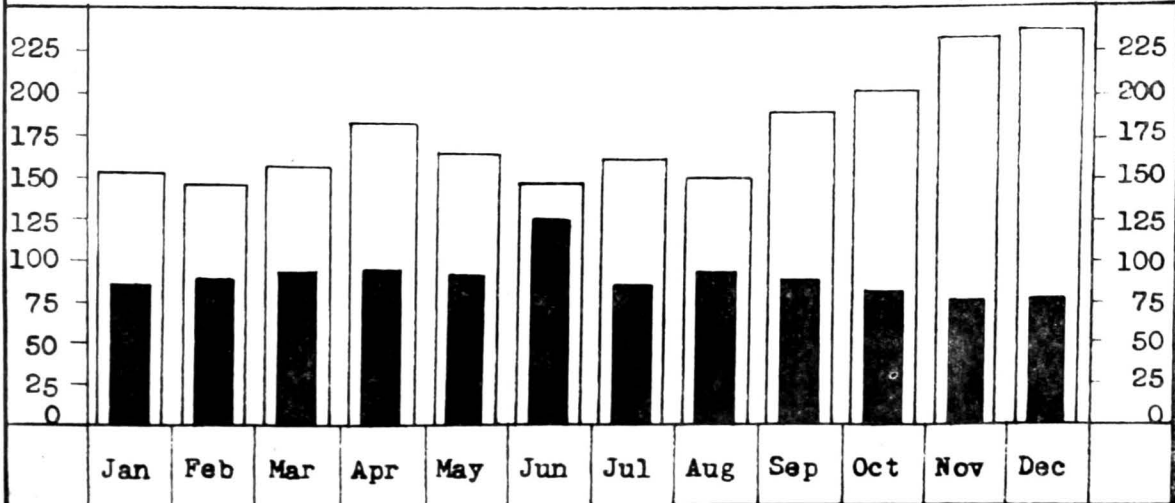
DIAGRAM F 1

DAILY MEAN BIRTHS & DEATHS (BOMBAY CITY)

Live Births
(Daily Average)

(1957)

Total Mortality
(Daily Average)



Milk was also given free to the poor and needy expectant and nursing mothers, three months before and three months after delivery at the five main clinics attached to the maternity homes. The Scheme for distribution of free milk was started in year 1953, 20 mothers at each centre receiving the milk. It was difficult then to get 20 women at each centre. The scheme has, however, become popular and 500 women take the benefit daily at the five main centres at present.

Arrangements for carrying out post-mortem examination in the cases of certain deaths occurring in the municipal maternity homes made with B. Y. L. Nair Hospital were continued. The object of the post-mortem examination is to help to arrive at an accurate diagnosis of the cause of death and to find out any pathological lesion which may be co-related with the ante-mortem clinical signs and symptoms of the patient. Post-mortem examination is carried out with the consent of the relatives. During the year 1957, however, there was no occasion for a post-mortem examination.

B. C. G. Vaccination was done on the new born babies with the consent of their parents by the Medical Officers in-charge maternity homes. An inquiry into the causes of maternal mortality was conducted in the preceding year and the recommendations based on the findings are under consideration.

Well-baby clinics have been started since 1954 with the object of guiding mothers as to how to keep their babies continually well. It is found that the response at the clinics is encouraging.

Measures including medical treatment, regular weighing, etc. were continued at the clinics with the object of improving health of infants and pre-school children.

Anti-diphtheria immunization work with P. T. A. P. antigen was carried out at the five maternity homes once in a week at each place on the post-natal clinics days for immunizing the infants and children of ages from six months onwards.

A special feature of the year under report is the completion of the construction of an additional 35 bedded maternity home at Naigaum with staff quarters at the premises. The population of Naigaum section is over 1,05,000 and the total of births in the section during the year was 2,523. This section is predominantly inhabited by the labour and low-income group people. The new maternity home is expected to supply a needed amenity to the people in the area. This sixth Municipal maternity home in the City raises the maternity bed strength to 164 from 129. The maternity home is expected to be opened soon.

The total number of births recorded in the City during the year 1957 was 67,387 out of which 9,277 i.e., just over 13 per cent, occurred in the five municipal maternity homes.

(ii) **Family Planning.**—Advice on spacing of births was given confidentially by trained lady doctors to the needy married women at the 18 family planning clinics in the City. Health Visitors assigned to this work paid domiciliary visits for follow up work and propaganda.

Statistics of the work done is shown in table 59.

(iii) School Health Service.

Medical Inspection of School Children.—The total number of pupils in Municipal Schools was 2,15,115 in the 406 schools and classes having standards I to VII. Of these, 1,63,023 were in standards I to IV and 52,092 in standards V to VII.

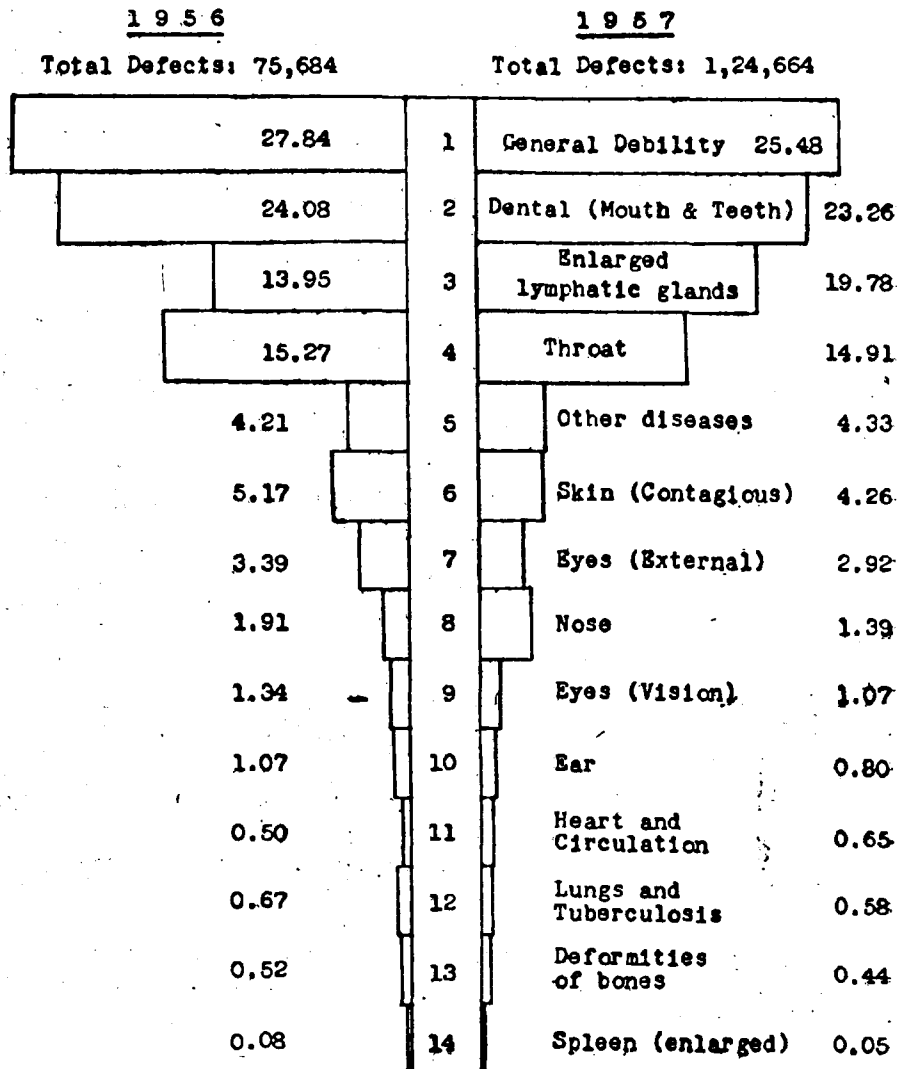
During the year 356 schools and classes out of 406 were visited by the school medical staff to complete the physical examination of 65,370 pupils (35,406 boys and 29,964 girls and 35 special cases). Out of those examined, 55,068 pupils were found to have one or more physical ailment, the total of such ailments detected having been 1,24,664.

In the normal course, 19,022 pupils in Standard I and 11,858 in Standard III were examined physically during the year in addition to the "left ones" of the previous year viz., 19,525 in Standard II and 14,965 in Standard IV and 35 specially referred cases.

Parents of 33,209 pupils only consented to have their wards treated at the clinic at the K. E. M. Hospital Nair Hospital Dental Clinic and the Municipal Dispensaries.

The Medical Officers interviewed 1637 pupils' parents in schools and explained to them the necessity of their children availing of the required treatment.

Proportion of defects of each kind to the total defects detected, expressed as a percentage in a "pyramid" form:—



School Clinic Service.

Minor ailments of the children were treated at the nearest municipal dispensaries, and major ailments were treated at the School Clinic at the K. E. M. Hospital which has been adequately expanded from 3rd January 1957. Only 3,191 new and 20,814 old cases requiring immediate attention were examined and treated at the clinic. Of these, 742 were shown to Consultants of the Hospital for expert opinion.

300 children with errors of refraction were prescribed and supplied spectacles free of charge. 400 schools and classes were supplied with emergency out-fit. 77 children suspected to be suffering from Leprosy were directed to the Acworth Leprosy Home for examination, of whom 10 turned out positive and were disallowed from attending the schools. The Education Officer was requested to take suitable action in 34 cases who did not present themselves for examination at the Acworth Leprosy Home. Out of the remaining 33, 26 cases were declared negative and 7 cases were kept under observation. 245 children needing treatment at the municipal dispensaries were escorted there by the School Health Nurses. 65 cases of enlarged spleen detected by the Medical Officers were taken to the various municipal dispensaries by School Health Nurses for blood smear examination. 1018 children having scabies, ringworm and boils were treated in the schools by the School Medical Officers.

Reports regarding sanitary defects in 142 of the school buildings were sent to the Sanitary Branch for taking necessary action.

164 operations were performed at the School Clinic for removal of tonsils and operative treatment of other maladies.

6 cases of rat-bite and 3 of dog-bite were treated at the School Clinic. 122 out of 174 pupils suspected to be suffering from T. B. were screened at the T. B. Clinics at Princess Street and Dadar. X-Ray plates of 18 of them were taken at the Bombay State Anti-T. B. Association Organised Home treatment Clinic at Scwri. Of the screened cases 3 were found positive. The latter were admitted in the G. T. B. Hospitals, Scwri, with their parents' consent.

921 (new and old) children with dental defects were treated at the Nair Hospital Dental College Clinic.

85 children who had no marks of primary vaccination were got vaccinated and 1,19,818 municipal school children were re-vaccinated against small-pox.

7,070 municipal school children were given the first dose of P. T. A. P. and 13,759 the second dose.

Health Education and Follow up work.—338 and 1079 health talks on subjects of personal hygiene were given to the children in the schools by the Medical Officers and School Health Nurses respectively with the object of inculcating healthy habits among them.



Free Mobile Dispensary

Follow up.—The School Health Nurses visited 3,120 ailing children and re-visited 585 at their homes and gave necessary instructions to their parents, as regards their care and diet.

Milk and snack scheme for undernourished children attending municipal schools.—

Positive Health Aspect.—Each certified undernourished child was given 8 oz. of toned pasteurised milk in sealed bottle along with snack on every school working day. Due to inadequate supply of milk during the first quarter of the year only 37,290 certified undernourished children could be given milk and snacks and an additional number of 7,560 children was given snacks only. Immediately after the annual examinations in the month of April the attendance in the schools dwindles down considerably. The supply of milk and snack was therefore discontinued from April 1957. The schools then closed for the summer vacation from 3rd May 1957 to 13th June 1957, but due to the prevalence of the 'Flu' epidemic the municipal schools opened on 20th June 1957 instead of on 13th June 1957. The distribution of milk and snacks however, could not be started earlier than 2nd August 1957 on account of the non-availability of toned milk due to the seasonal drop in the milk produce. From 2nd August 1957 when the distribution was started each certified undernourished child was given 6 oz. of toned pasteurised milk in a sealed bottle instead of 8 oz. Even then only 27,180 certified undernourished children could be given milk and snack in the month of August 1957 and upto 9th September 1957 on every school working day. 16,890 more certified undernourished children were given only snacks and not milk during the said period. There was some improvement in the position of supply of milk after 9th September 1957. So during the remaining period of September 1957, 46,500 certified undernourished children were catered with milk and snacks on every school working day. There was further improvement in the position of supply of milk during the last quarter of the year. So, 52,140 certified undernourished children were catered with milk and snacks on every school working day of these months. There were about 311 milk distributing centres all located in municipal schools and nearly 500 municipal school teachers and 311 peons were entrusted with the work of milk distribution. Snacks in the form of chikki and fruits were given to the children. Two days Mondays and Thursdays in a week have been fixed for distribution of Fruits. Chikki is given on the remaining days of the week.

Under the Sunday Milk Scheme about 1,51,320 children under 12 years of age, whether school going or not, were given 8 oz. of toned pasteurised milk each, and 6 oz. of it since August 1957 at 65 centres located in different parts in Greater Bombay. This scheme was suspended during the months of June and July 1957 on account of the prevalence of the 'Flu' epidemic.

The Child Welfare Centre of the J. J. Hospital (which is a part of the W. H. O. Nursing Education Project) assisted the Municipal School Health Service with the health programme in the 2 municipal schools in the compound of the J. J. Hospital. 102 children of these schools who were found defective by the municipal staff were referred to the various departments of the J. J. Hospital for diagnosis and treatment, by this centre. 80 pupils with defects were treated.

The Nutrition Survey which was conducted by the staff of the Nutrition Department of the Government of Bombay in five selected schools in co-operation with the staff of this branch in the year 1956 was continued during the year under report in the same schools. The result of the Survey is awaited.

A rapid Nutrition Survey was conducted from 10th September 1957 to 16th September 1957 with a view to ascertaining the total number of undernourished children in I standard in all municipal schools. The usual medical inspection work was suspended during the period.

In order to assess the beneficial effects of the milk and snacks on the health of the municipal school children another special survey is being carried out since 26th September 1957, in 8 schools, selected from different sections and localities under the personal supervision of the Medical Officer (Schools). For this purpose 3 boys and 3 girls from the age groups, 6 years to 12 years are being observed, thus making a total of 42 children in each of the 8 schools. The result of the survey is awaited.

The Medical Officers and other staff of this Branch rendered emergency duty during 'Flu' epidemic which prevailed during the vacation.

Recreational activities, Annual Sports, Mass Drill displays and Scout Rallies were organised by the Education Department for municipal school children in different parts of Greater Bombay where the School Medical Officers were directed with necessary out-fit for rendering medical aid to the injured participants.

7. MEDICAL RELIEF

Municipal free dispensaries.—The number of new cases treated at the 26 dispensaries and one mobile dispensary was 4,61,202 (2,53,282 males and 2,07,920 females) as against 3,85,554 in 1956. The total attendance was 21,39,743 as against 19,58,581 in 1956 including visits by the dispensary medical officers to patients at their homes (table 60).

Clinics for women and children were conducted by three part-time lady doctors at 6 municipal dispensaries for 2 hours thrice a week. The number of new cases treated was 18,180 (6,235 women and 1,945 children) as against 7,490 in 1956. The total attendance was 93,590. These figures include visits by the lady doctors to patients at their homes.

The eye dispensary and hospital at Kamathipura were attended by two honorary medical surgeons by turns. The outpatients department remained open every day from 7 to 10-30 A. M. except on Sundays and holidays. The hospital had an accommodation of 6 beds for males and 6 for females with a modest operation theatre and a full-time resident nurse.

The total number of new cases treated at this institution was 11,921 as against 11,675 in 1956. The total attendance was 83,433 as against 86,956 in 1956. The number of indoor patients amongst the new cases and amongst the total attendance were 241 and 3,479 respectively (table 61).

Poor Box charity collections. Details are given in table 62 regarding the account of the income, expenditure, etc., out of the money received in the boxes kept at various medical institutions.

8. HEALTH PROPAGANDA AND EDUCATION

The Health Propaganda and Education is being carried out through the department of the Public Relations Officer and the activities in this connection are given in detail in the report of the Public Relations Department.

4. (A) CITY FEVER HOSPITAL, ARTHUR ROAD

Dr. J. K. Thanawala, M.D., F.C.P.S., continued to hold the post of the Medical Superintendent throughout the year.

The Honorary staff attached to the Hospital was as follows:—

(1) Dr. B. R. Shah, M.D. ... Honorary Pathologist.

The consulting Honorary staff attached to the Hospital was as follows:—

- | | |
|--|--|
| (1) Dr. L. H. Hirandani, F.R.C.S., D.L.O., F.C.P.S. | Honorary Aural Surgeon. |
| (2) Dr. J. V. D. Sa, M.S., D.L.O. | ... Honorary Aural Surgeon. |
| (3) Dr. S. Desai, M.B.B.S., D.O. | ... Honorary Dermatologist and Venerologist. |
| (4) Dr. H. A. Choksy, M.R.C.P. | ... Honorary Dermatologist and Venerologist. |
| (5) Dr. C. B. Dhurandhar, D.O. | ... Honorary Ophthalmic Surgeon. |
| (6) Dr. S. N. Cooper, D.O., M.S. | ... Honorary Ophthalmic Surgeon. |
| (7) Dr. M. V. Sant, M.S. | ... Honorary Orthopaedic Surgeon. |
| (8) Dr. A. B. C. Noronha, M.S. | ... Honorary Orthopaedic Surgeon. |
| (9) Dr. S. H. Chitnis, M.S. | ... Honorary Surgeon. |
| (10) Dr. P. K. Sen, M.S. | ... Honorary Surgeon. |
| (11) Dr. V. K. Desai, L.R.C.P., M.R.C.S., F.R.C.S. | ... Honorary Surgeon. |
| (12) Dr. L. H. Athle, D.M.R.S. | ... Honorary Radiologist. |
| (13) Dr. N. S. Vahia, M.D. | ... Honorary Psychiatrist. |
| (14) Dr. R. B. Raut, L.D. Sec. | ... Honorary Dentist. |
| (15) Dr. Janak Mehta, M.B.B.S., D.A. | ... Honorary Anaesthetist. |
| (16) Dr. S. C. Sheth, M.D., M.R.C.P., F.C.P.S., D.C.H. | Honorary Paediatrician. |
| (17) Dr. V. N. Purandare | ... Honorary Obstetrician and Gynaecologist. |

During the year under report, Dr. C. B. Dhurandhar, Honorary Ophthalmic Surgeon retired on account of superannuation.

Distinguished visitors.—Among the foreigners who visited the Hospital were (1) Professor A. Aarty and Dr. Syrucek of the Institute of Epidemiology and Microbiology, Prague, Czechoslovakia, (2) Professor A. Hottinjer of the University of Basle (3) Gyoichi Koya M.D. of the First National Hospital of Japan, (4) Dr. Ivan Bennett, Professor of Medicine, Johns Hopkins Hospital, Baltimore, U. S. A. and (5) Dr. R. K. Anderson, Rockefeller Foundation of New York, U. S. A.

Among the local dignitaries, who visited the Hospital were (1) Dr. D. P. Sethna, Surgeon General with the Government of Bombay, (2) Dr. S. K. Desai, Medical Officer, Employees' State Insurance Scheme, Bombay (3) Smt. Gulestan R. B. Ilmorja, Sheriff of Bombay, (4) Dr. Kailas N. N. Deputy Minister of Public Health, Government of Bombay, (5) Shri K. K. Sheh, President, Bombay Pradesh Congress Committee, (6) Surgeon W. Balraj Singh of I. N. H. S. Asvini, (7) Major J. S. Lawha, A.F.M.C., Poona; and (8) Shri Monibaig superintendent, Fever Hospital, Hyderabad.

Admissions.—A total of 23,529 patients suffering from various acute infectious and communicable diseases (except Tuberculosis venereal diseases and Leprosy) were admitted as against 14,431 during the previous year (*vide* Tables 63 to 65). Of these, 5,939 were of Influenza, 3,048 of Enteric Fever and 3,744 of Diphtheria. The daily average number of patients was 572. The annual admission figure *viz.*, 23,529 was the highest so far recorded; the case fatality rate being 4.7 per cent. On account of heavy admissions of major infectious diseases such as 'Flu', Diphtheria, Enteric Fever etc., admissions of cases of less dangerous diseases such as Chickenpox, Mumps etc., had to be restricted.

A pandemic wave of Asiatic 'Flu' affected the city in the last week of May 1957. Total number of cases admitted was 5,939 of whom 58 died, the fatality rate being 1 per cent. All deaths were due to the complication of Broncho-pneumonia. Of these 58 fatal cases, 57 were moribund and died within 48 hours of admission. The infection waned towards the end of June. Sporadic cases, however, continued to be admitted throughout the year. A temporary Out-Patients' Department was opened during the epidemic to treat mild cases of 'Flu'. The total number of such cases treated was 24,640 from 21st May 1957 to 31st December 1957.

In order to carry out research work in connection with the 'Flu' epidemic of 1957, the Corporation and Government of Bombay established a Research Committee with Dr. Kailas N. N. Deputy Minister of Health, as the Chairman and Dr. J. K. Thanawala, Medical Superintendent, as the Secretary, along with eminent medical personnel from different Municipal and Government Hospitals and the findings of the Research Committee were published in the Indian Journal of Medical Sciences for the month of August 1957.

Hospital Accommodation.—(*Vide* Table 66).

Teaching.—Instruction in Infectious Diseases was given to 470 M.B.B.S., D.A.S.F., and post-graduate students preparing for the examination of Diploma in Child Health or Public Health. Student Nurses, Nurses Health Visitors etc., from the different institutions also received instruction in nursing management of Infectious Diseases and working of Infectious Diseases Hospital. The Assistant Medical Officer of this Hospital delivered lectures on Infectious Diseases and Tropical Medicine to the student nurses of the J. J. Hospital.

Students as well as members of the staff took advantage of the medical library and the recreation activities provided at this Hospital.

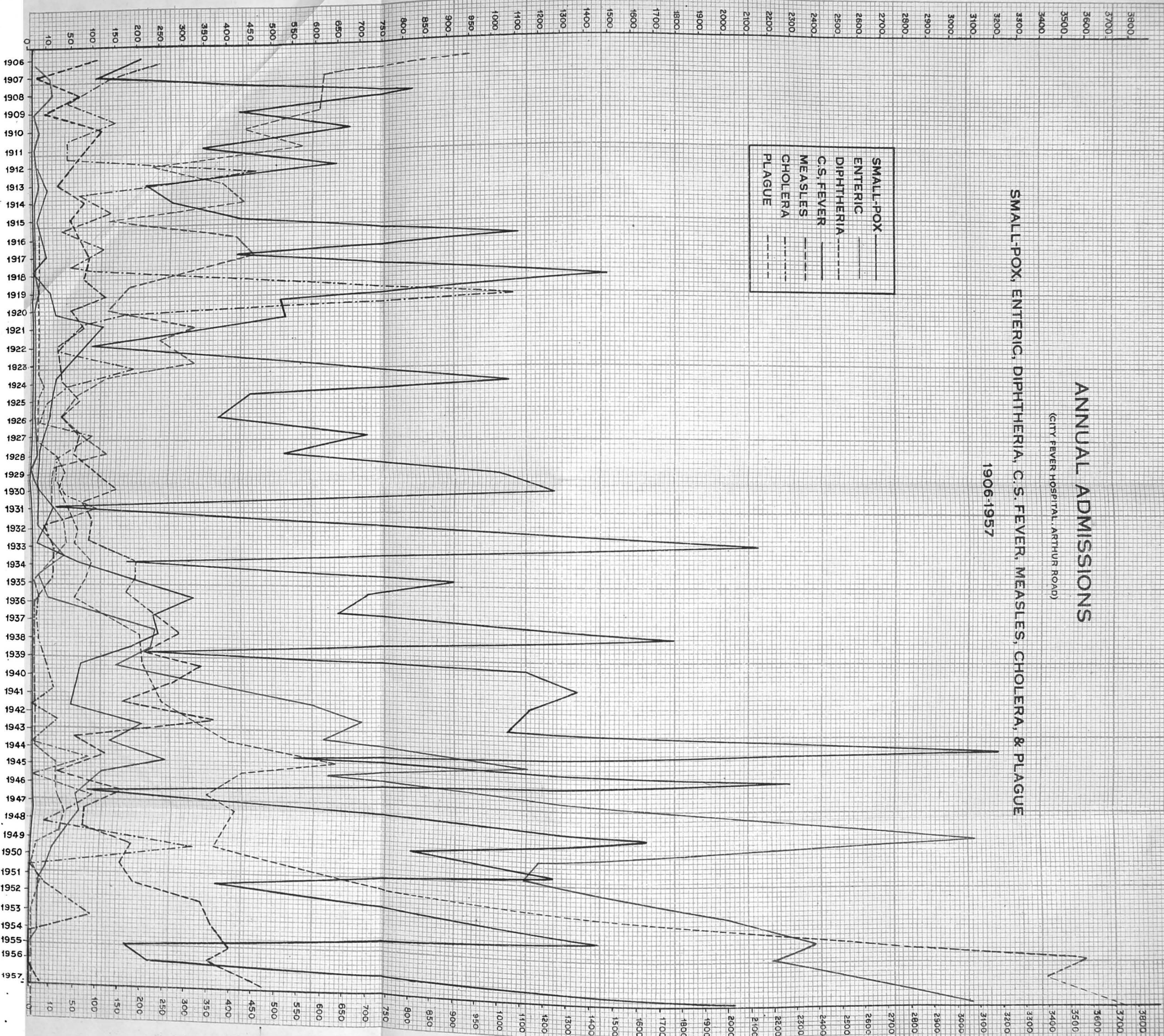
Blood Transfusion.—Sealed bottles containing blood of different groups were supplied by the Bombay City Red Cross Transfusion Service which were stored in the laboratory at this Hospital so that the blood was available for transfusion at any time.

ANNUAL ADMISSIONS

(CITY FEVER HOSPITAL, ARTHUR ROAD)

SMALL-POX, ENTERIC, DIPHThERIA, C. S. FEVER, MEASLES, CHOLERA, & PLAGUE

1906-1957



Diphtheria Inoculation.—A Centre was started at this Hospital in June 1955 for the active immunization with P. T. A. P. of the contacts of Diphtheria cases. By the end of the year as many as 8,386 persons were immunized at this Centre.

Smallpox.—In a total of 2,133 cases admitted in this Hospital, 399 died giving a case fatality rate of 18.7 per cent. Excluding 140 deaths which occurred within 48 hours of admission of cases, in a moribund condition, the case fatality rate was 12.1 per cent. only. February, March and April were the peak months for admissions, the lean months being June onwards.

The clinical classification of cases of Smallpox admitted and their mortality rate are given in Table 67. They are classified by ages and vaccinal condition in Table 68.

Periston (Plasma substitute) was administered to patients in Cor.fluent, semi-Cor.fluent and Haemorrhagic variety. It seemed to act favourably in Cor.fluent and semi-Cor.fluent varieties as regards reduction of toxæmia. Similarly, whole blood transfusion was also tried in 128 such patients of whom 67 died.

The annual Smallpox admissions etc., from the year 1944 are summarised in Table 69.

Diphtheria.—Out of 3,744 cases admitted, 99 proved fatal. The mortality rate was 2.6 per cent the lowest so far recorded.

Excluding 71 moribund cases that died within 48 hours of admission, the case fatality rate was 0.7 per cent. only. The operation of Tracheotomy was required to be performed at this Hospital in 52 cases of Diphtheria with Laryngeal obstruction, 11 of whom succumbed to the disease. Two cases were transferred to this Hospital from other institutions after the Tracheotomy operation of whom 1 died. The Diphtheria admissions from 1944 onwards are summarised in Table 70. Cases were admitted from all parts of the city predominantly from Byculla, Parel, Lalbaug and Sewree localities (*vide* Table 71). The incidence of Diphtheria by age is shown in Table 72 Table 73 indicates the variety of cases admitted and treated in the year under report.

Erythromycin (Ilotycin) was administered in 247 cases with severe toxæmia and "Bull's neck" out of which 4 died. This antibiotic helped to reduce the case fatality rate.

The highest incidence of the disease was in the age-group of 11 years and onwards. This indicates that susceptibility has shifted from usual age-group of 2-5 year to adolescent and adult ages probably because of early immunization in infants and children which has been undertaken by the Corporation. The youngest patient admitted was a female child 10 days and the oldest, a female aged 80 years. The former recovered and the latter expired.

Enteric Fever.—The admissions numbered 3,048 as against 2,492 during the previous year.

November and December were the peak months for admissions.

Meningeal symptoms developed in 62 cases and 79 had a relapse. Signs of intestinal perforation were detected in 12 cases (0.4 per cent.) which were transferred to the B. Y. L. Nair Charitable Hospital for surgical treatment.

More particulars about complications of the disease are given in Table 74.

185 cases proved fatal giving a case fatality rate of 6 per cent. Excluding 65 deaths which occurred among cases admitted in a moribund condition and within 48 hours of admission, the case fatality rate was 3.9 per cent. only. Considerable reduction in the mortality rate could be attributed to early and adequate administration of the antibiotic "Chloramphenicol."

Special Treatment.—(1) High caloric diet was given to all cases (except when it was contra-indicated due to abdominal complications such as Distension, Diarrhoea, Haemorrhage, Perforation etc.). The satisfactory response to this diet therapy was shown in all cases by way of improvement in the general condition within 24 to 48 hours, reduction in the complications and also by shortening the convalescence.

(2) Protein-Hydrolysate—Transfusion was given in 74 cases of whom 13 died. It was administered in 13 cases associated with toxæmia, in 59 cases with toxæmia and diarrhoea and in 2 cases with diarrhoea as a complication of the disease. It was found to be beneficial as regards reduction in toxæmia and quick control of diarrhoea.

(3) A Plasma substitute "Plasmax" or "Dextran" was given in 485 cases, 342 of them with toxæmia and 94 with toxæmia and diarrhoea. Out of these 261 cases were cured. It was also administered in 49 cases having haemorrhage per rectum as a complication and 32 cases recovered.

(4) Whole blood transfusion was given in 187 cases. Out of these cases, 26 had anaemia and 92 had Toxæmia of whom 55 recovered. The remaining 69 cases had intestinal haemorrhage of whom 19 died. Blood transfusion was thus found to be beneficial in Enteric Fever with complications such as Toxæmia, Haemorrhage per rectum and Anaemia.

(5) Of the 2,211 cases treated with "Chloramphenicol" 139 died. Chloramphenicol was administered in 12 hourly doses (3 capsules twice a day to the adults). In a majority of the cases, the drug was administered in the early stage of the disease, which contributed to a reduction in the mortality rate. Injections Chloramphenicol was administered in 207 cases which were in a very toxic and delirious condition and unable to take the drug orally. It was administered 1 Gm. B.D. (to the adults) till reduction in Toxæmia and improvement in general condition was achieved. Out of these 207 cases, 27 died within 48 hours of admission.

Incidence of Enteric Fever and case fatality rate from 1944 to 1957 are shown in Table 75. The incidence was predominantly high in Dhobi Talao, Kalbadevi, Parel, Lalbaug, Sewree and Byculla localities (Table 71).

The incidence by age-group is shown in Table 76. The highest incidence of this disease was found in the age-group of 21-30 years. The youngest patient admitted was a female child of 6 months which expired and the oldest, a male of 70 years, who recovered.

Cholera.—6 cases of Cholera admitted, 4 died. Of these, 4 cases were admitted in moribund condition and died within 48 hours of admission. The remaining two cases were imported ones and were discharged cured.

The decrease in the total number of samples examined in the Laboratory during the year is due to the fact that certain formalities connected with the enforcement and working of the Prevention of Food Adulteration Act had not been completed in good time.

The water-sampling programme continued to be the same as in the preceding year and samples continued to be collected daily (except on Sundays) from all the Wards, the sampling points in each Ward being changed on the six days of the week (*vide* tables 80 and 81).

The work of examination of milk from Government Milk Distribution Centres all over Greater Bombay was continued uninterrupted. Thus, 1,172 milk samples, of which 473 were of toned milk, were examined in the year, 9 of the latter being found to be below the specified standards. As in previous years, the Laboratory continued to be of assistance to the different Departments of the Municipality.

The Municipal Analyst attended Courts in the City on 5 occasions to give evidence in different cases and also gave evidence once before the Tariff Inquiry Commission.

I. Chemical

(i) *Samples of Food-Stuffs* examined chemically were 13,997. (*vide* table 82). Out of these, 10,968 were examined under the Prevention of Food Adulteration Act, 1954 (*vide* table 83).

(ii) Of the 659 *Samples of Water* examined, 66 Well water samples and 38 water samples collected from other sources were found to be unfit for potable purposes.

(iii) Five Hundred and Twenty-four *Samples of Different Kinds* such as Soap, Paints, Varnishes, Articles of Stationery, Drugs, Chemicals etc., were received from different departments and from members of the public (*vide* Table 82).

II. Bacteriological

(i) Of the 6,863 *Samples of Water* examined, 14 Well water samples and 985 water samples collected from other sources were found to be unfit for potable purposes.

Four Hundred and Twenty-nine *Samples of Water* from the Bombay Port Trust Area were examined and all were found fit for potable purposes.

(ii) Twenty-one *Samples of Disinfectants* were examined to determine the Rideal-Walker Co-efficient.

(iii) Out of 201 *Samples of Food-Stuffs* examined, 40 were found to be unfit for human consumption.

(iv) One Hundred and Forty-five *Samples of Vaccine Lymph* were examined and all were found to be free from bacteria.

(v) One Hundred and Sixteen *Samples of Miscellaneous Nature* were examined (*vide* Table 84).

III. Clinical

(i) Out of 464 *Samples of Urine* examined, 213 samples were received from private individuals and 251 from Municipal Institutions.

(ii) One Thousand one hundred and thirty-four *samples of Blood* were examined which included 589 Blood Smears for the detection of Malarial Parasites, none being positive.

(iii) Out of 270 *Samples of Sputum* examined, 241 were for T. B. of which 52 were found to be positive.

(iv) Out of 401 *Samples of Throat Swabs* examined, 6 were found to be positive for diphtheria.

(v) Two Hundred and Five *Samples of a Miscellaneous Nature* such as Stools, semen etc., were also examined (*vide* Table 84).

4. (B) VACCINATION

Dr. M. S. Siqueira, Standards Officer, looked, after the work of the Superintendent of Vaccination during the year under report, upto 31st October 1957 and thereafter. Dr. S. G. Pansare Acting Assistant Health Officer from 6th November 1957 to the end of the year, in addition to his duties.

The incidence of small-pox showed increase from the month of December 1956, continued to rise during the following month and assumed epidemic form from 2nd March 1957 to 25th May 1957. Sporadic cases occurred during the rest of the whole year. The total number of attacks and deaths from small-pox in the city was 2,011 and 501 respectively. The epidemic reached its peak in March 1957.

To meet the threat of the epidemic, additional staff of 6 vaccinators, 6 vaccination karkoons and 6 labourers was appointed from 21st January 1957 and detailed to do vaccinations upto 20th May 1957. The services of the Medical Inspectors, Medical Assistants, Sanitary Inspectors and Assistant Medical Officers under M. O. Schools, were also utilised to bring the epidemic under control.

A total of 14,74,695 persons was vaccinated during the year including 73,770 primary vaccinations and 14,00,925 revaccinations. Out of 73,770 children primarily vaccinated 58,312 were Bombay born as against 55,058 in the previous year. The total number of Births registered during the period of July 1956 to June 1957 was 64,921, which means that 10.17 per cent City born children were still due for primary vaccination while 15,458 out born children were vaccinated in the City. (*vide* table 85).

Thirty-nine permanent public Vaccination Stations worked for 2½ hours one day in a week by rotation, while three stations worked daily. On an average nine stations worked daily. Mass vaccination was specially arranged in the City during the epidemic period between 5-00 P. M. and 7-00 P. M. in coordination with the Health Publicity Section of the Corporation.

Results of the vaccinations were checked by Senior Vaccinator and Health Visitor. Checking the results by the vaccinators at the residences of the children was discontinued from this year for doing more vaccinations. The results of the vaccinations done were assessed by inspections of the children brought to the station on the 8th day after the vaccination. (*vide* table 86).

Certificates for postponement of vaccination were issued in respect of 53 children on grounds of ill-health.

Prosecutions.—No prosecutions were launched either for failure to have infants vaccinated or for failure to present the vaccinated infants for inspection seven days after vaccination.

No cases of ill-effects ascribable to vaccination were either observed or reported.

During the year 102 Medical students, 34 private students from the City and the mofussil attended several Public Vaccination Stations for practical instruction in vaccination. Besides these, 21 Health Visitors of the Bombay Presidency Infant Welfare Society were given instruction and training in vaccination at the request of the Secretary of the Society.

2,115 persons from among the pilgrims proceeding to the Haj pilgrimage during the year were vaccinated at the office of the Haj Committee by the staff of the Vaccination Branch and were given certificates in the International Forms.

Income and cost per vaccination is shown in the table 87.

TABLE I
POPULATION

Ward	Section.	POPULATION.					
		By the Census 1951.			By the Census 1941.		
		Males.	Females.	Total.	Males.	Females.	Total.
A	Upper Colaba	9,008	4,720	13,728	7,210	1,091	8,301
	Middle and Lower Colaba	24,577	14,583	39,160	21,513	12,007	33,520
	Fort, South	11,908	4,932	16,840	9,656	3,738	13,394
	Fort, North	24,797	11,831	36,628	18,367	10,189	28,556
	Esplanade	27,545	14,241	41,786	11,938	6,530	18,468
		97,835	50,307	1,48,142	68,684	33,555	1,02,239
B	Mandvi	23,923	12,484	36,407	25,411	13,503	38,914
	Chakla	18,373	11,054	29,427	13,986	8,068	22,054
	Umerkhandi	49,443	31,029	80,472	32,567	19,715	52,282
	Dongri	19,381	13,165	32,546	12,680	9,082	21,762
		1,11,120	67,732	1,78,852	84,644	50,368	1,35,012
C	Khara Talao	19,755	12,405	32,160	22,998	14,071	37,069
	Kumbharwada	29,244	15,455	44,699	18,957	10,898	29,855
	Bhuleshwar	37,542	21,479	59,021	19,033	8,634	27,667
	Market	37,662	17,346	55,008	22,923	11,461	34,384
	Dhobi Talao	44,134	25,563	69,697	29,147	17,843	46,990
	Fanaswadi	35,292	21,693	56,985	21,575	14,362	35,937
		2,03,629	1,13,941	3,17,570	1,34,633	77,269	2,11,902
D	Khetwadi	42,367	27,704	70,071	31,229	21,455	52,684
E	Tardeo	31,982	19,456	51,438	21,216	13,996	35,212
D	Girgaum	42,448	27,445	69,893	32,485	21,470	53,955
	Chowpati	20,738	12,932	33,670	13,670	9,082	22,752
	Walkeshwar	23,720	15,637	39,357	15,354	9,797	25,151
	Mahalakshmi	37,649	23,545	61,194	32,254	22,368	54,622
		1,66,922	1,07,263	2,74,185	1,24,992	84,172	2,09,164
E	Mazagaon	36,497	17,826	54,323	28,575	15,762	44,337
	Tarwadi	38,996	20,029	59,025	24,210	14,659	38,869
	1st Nagpada	12,336	8,306	20,642	6,350	4,740	11,090
	2nd Nagpada	24,675	14,713	39,388	19,635	11,055	30,690
	Kamathipura	35,401	21,969	57,370	26,346	16,063	42,409
	Byculla	96,970	48,924	1,45,894	62,908	33,570	96,478
		2,76,857	1,51,223	4,28,080	1,89,240	1,09,845	2,99,085
F	Parel	71,981	39,296	1,11,277	43,836	27,590	71,426
	Sewri	42,585	20,502	63,087	20,625	11,239	31,864
	Naigaum	66,224	39,837	1,06,061	32,448	19,717	52,165
	Matunga	31,390	21,839	53,229	25,562	18,195	43,757
	Sion	44,857	32,342	77,199	13,169	8,871	22,040
		2,57,037	1,53,816	4,10,853	1,35,640	85,612	2,21,252
G	Dadar	85,270	55,096	1,40,366	30,727	19,885	50,612
	Mahim	36,021	28,063	64,084	25,566	19,139	44,705
	Parbhadevi	52,214	29,367	81,581	37,023	21,775	58,798
	Worli	61,663	36,717	98,380	35,777	20,887	56,664
	Chinchpokli	1,00,897	48,404	1,49,301	38,528	21,229	59,757
	Love Grove	6,809	3,704	10,513	3,386	1,313	4,699
		3,42,874	2,01,351	5,44,225	1,71,007	1,04,228	2,75,235
	Harbour, Docks, Railways and Unknown	23,310	3,803	27,113	33,613	2,381	35,994
	Total	14,79,584	8,49,436	23,29,020	9,42,453	5,47,430	14,89,883

TABLE 4
AREA, DENSITY OF POPULATION, BIRTHS, ETC., 1957.

1 Ward.	2 Sections.	3 Area in acres.	4 Average population per acre calculated on the census population of 1951.	5 Number of births registered.			6 No. of births per 1,000 of population.	7 Mean ratio of births per 1,000 of population during the preceding 5 years.	8 Deaths under 1 year per 1,000 births.
				Males.	Females.	Total.			
A	Upper Colaba	605.77	22.7	302	237	539	39.3	37.0	38.9
	Middle and Lower Colaba	790.88	49.5	599	587	1,186	30.3	30.3	96.1
	Fort, Southern	454.26	37.1	51	48	99	5.9	9.3	131.3
	Fort, Northern	89.70	121.0	507	514	1,021	27.9	29.8	86.2
	Esplanade	648.41	64.4	718	618	1,336	31.9	27.4	88.3
		2,589.02	57.2						
B	Mandvi	171.60	212.1	415	424	839	23.0	26.8	108.5
	Chakla	45.16	651.6	338	317	655	22.3	20.1	88.5
	Umarkhadi	94.95	847.5	1,088	982	2,070	25.7	26.8	46.9
	Dongri	296.50	109.8	476	472	948	29.1	34.4	95.9
		608.21	294.1						
C	Khara Talao	57.36	560.7	459	421	880	27.4	30.1	109.1
	Kumbharwada	42.05	863.0	579	530	1,109	24.6	27.1	117.2
	Bhuleshwar	43.22	565.6	787	750	1,537	26.0	28.5	84.6
	Market	81.75	672.9	606	540	1,146	20.8	22.5	88.1
	Dhobi Talao	114.63	608.0	872	810	1,682	24.1	26.5	105.8
	Fanaswadi	102.39	556.5	615	624	1,239	21.7	24.6	86.4
		441.40	719.5						
D	Khetwadi	153.71	455.9	983	973	1,956	27.9	28.5	88.9
E	Tardeo	146.92	350.1	750	747	1,497	29.1	28.4	112.2
D	Girgaum	114.42	610.8	905	778	1,683	24.1	24.8	79.6
	Chowpati	106.52	316.1	436	402	838	24.9	25.0	47.7
	Walkeshwar	584.20	67.4	489	486	975	24.8	23.7	53.3
	Mahalakhmi	680.02	89.9	1,118	1,148	2,266	37.0	35.7	76.3
		1,638.87	167.3						
E	Mazagaon	544.41	99.8	992	996	1,988	36.6	33.6	132.3
	Tarwadi	359.90	164.0	709	752	1,461	24.8	25.1	151.9
	1st Nagpada	96.20	214.6	297	239	536	25.9	25.7	72.8
	2nd Nagpada	86.53	455.2	718	661	1,379	35.0	34.6	185.6
	Kamathipura	60.32	951.0	806	814	1,620	28.2	27.3	235.2
		1,830.55	231.9						
F	Byculla	536.27	272.1	2,112	2,190	4,302	29.5	28.7	136.4
	Parel	560.59	198.5	1,888	1,745	3,633	32.6	30.8	121.1
	Sewri	1,129.59	55.9	1,106	953	2,059	32.6	28.2	170.9
	Naigaum	425.08	249.5	1,316	1,207	2,523	23.8	24.3	130.0
	Matunga	388.46	137.0	762	736	1,498	28.1	29.4	54.7
		5,231.61	78.5						
G	Sion	2,727.89	28.3	1,471	1,384	2,855	36.9	36.7	174.8
	Dadar	1,450.38	96.8	1,526	1,420	2,946	20.9	23.9	233.9
	Mahim	370.74	172.9	1,452	1,440	2,892	45.1	42.8	78.5
	Parbhadevi	489.46	166.7	1,720	1,696	3,416	41.9	36.6	111.2
	Worli	915.11	107.5	1,825	1,759	3,584	36.4	33.3	128.3
	Chinchpokli	477.31	312.8	1,250	1,047	2,297	15.4	16.3	142.8
		4,411.76	123.4						
	Harbour, Docks, Railways and Unknown...
	Total	16,751.42	139.0	33,062	31,464	64,526	27.7	27.8	121.2

TABLE 3

METEOROLOGICAL DATA (GOVERNMENT OBSERVATORY, COLABA), LATITUDE 18°-53'-36" NORTH LONGITUDE 72°-48'-56" EAST.

Months.	WIND.		TEMPERATURE. (°C)						MEAN BAROMETRIC PRESSURE (in Millibars) (corrected to 285° Absolute)		MEAN RELATIVE HUMIDITY (in %)		Normal monthly rel. humid- ity in %	RAINFALL.							
	Mean Direction.		Mean speed in Km per hour at 0830 hours.	Mean maxi- mum temper- ature.	Depart- ure from normal.	Highest in month.	Mean mini- mum temper- ature.	Depart- ure from normal.	Lowest in month.	At 0830 hrs.	At 1730 hrs.	At 0830 hrs.		At 1730 hrs.	Total rainfall for the month (in Milli- meters)	Depart- ure from normal. (mm.)	Highest fall in one day.		Minimum fall in one day.		Number of rainy days.
	At 0830 hrs.	At 1730 hrs.															Mm.	Date.	Mm.	Date.	
1957.																					
January	N 41 E	N 48 W	6.1	29.5	+1.4	33.9	19.5	-0.4	17.3	1014.2	1011.3	76	62	68	0.0	-3.6
February	N 40 E	N 50 W	10.0	29.3	+1.1	35.2	18.6	-1.6	14.5	1014.2	1011.4	66	60	68	0.0	-2.0
March	N 58 E	N 57 W	6.9	29.3	-0.5	30.6	21.3	-1.6	18.4	1013.0	1009.9	76	65	72	0.0	-1.3
April	N 45 E	N 54 W	6.6	32.2	+0.8	34.6	24.7	-0.6	22.1	1011.0	1007.7	70	64	74	0.0	-0.8
May	N 5 E	N 73 W	6.8	33.1	+0.4	34.6	26.3	-0.8	24.0	1009.0	1005.6	71	66	74	25.4	+8.9	25.4	26th	1
June	S 76 W	S 80 W	11.2	33.2	+2.1	34.8	27.2	+0.7	24.3	1005.1	1002.8	74	71	81	283.0	-201.1	62.0	29th	1.0	12th	13
July	S 83 W	S 83 W	14.9	29.7	+0.5	32.4	25.2	-0.2	22.6	1004.8	1003.4	88	87	85	777.2	+160.7	158.2	6th	0.3	3rd	28
August	S 78 W	W	10.9	29.2	+0.2	30.6	24.6	-0.5	23.5	1006.0	1004.4	91	87	84	578.9	+238.8	95.3	5th	0.3	13th	29
September	S 45 E	N 67 W	9.6	30.7	+1.4	31.7	24.9	+0.1	23.3	1010.5	1008.1	84	73	83	65.7	-198.2	15.2	3rd	0.3	14th & 29th	11
October	S 85 E	N 45 W	7.3	32.5	+1.5	36.6	25.2	+0.4	23.7	1011.9	1008.8	84	77	78	21.2	-43.3	14.0	22nd	0.3	2nd & 26th	5
November	N 66 E	N 45 W	5.7	33.0	+2.3	36.2	23.6	+0.5	19.7	1014.3	1011.3	76	70	70	23.9	+10.4	14.5	12th	0.3	10th	6
December	N 62 E	N 36 W	8.1	31.8	+2.5	34.8	21.4	+0.3	19.2	1014.1	1011.1	76	67	68	t	-2.0	t	30th

Note :- (1) Rainy day :- A day on which 0.3 mm. or more of rain is recorded, (2) 't' :- Rainfall less than 0.3 mm.

TABLE 4

SANITARY INSPECTIONS AND IMPROVEMENTS SECURED.

	No. of Inspections, etc., by	
	Medical Inspectors	Medical Assistants and Sanitary Inspectors
<i>A—Nature of inspection or premises visited—</i>		
1. Dwelling houses	7,176	37,299
2. Milch cattle stables	246	1,371
3. Other stables	258	2,194
4. Dairies and milkshops	1,355	7,100
5. Eating houses	7,361	17,485
6. Other premises where food is sold	4,278	7,572
7. Aerated water works	164	449
8. Other workshops and factories	435	1,309
9. Accumulations of refuse	723	4,179
10. Building works	4	11
11. Drains and fittings	2,646	12,702
12. Other inspections and inquiries	11,569	41,376
13. Markets	8	21
Total no. of inspections	36,223	* 1,33,068
	* This figure includes 4979 inspections made by the MOBILE SQUAD.	
<i>B—Works, etc., completed—</i>		
1. Dwellings—		
(a) Limewashed	523	1,929
(b) Water supply provided
(c) Overcrowding abated
(d) Insanitary dwellings evacuated	1,567	2,152
2. Stables—		
(a) Paved and drained
(b) Cleaned and refuse removed	130	517
(c) Licence cancelled	6	4
3. Eating houses, dairies, etc.—		
(a) Regulations enforced	1,000	3,467
(b) Licences cancelled	17	15
4. Factories and workshops— Limewashing, etc., carried out
5. Drains, etc., repaired	1,514	5,028
6. Privies abolished	20	20
7. New w. ca. provided	3	9
8. Accumulation of refuse removed	898	2,452
9. Other works completed	2,060	6,382
Total sanitary works completed	7,738	21,975

TABLE 5

WORK DONE BY THE MILK INSPECTORIAL STAFF.

No. of hawkers importing milk by trains inspected	2,161
Do. found without licence	666
Do. detected carrying milk in open cans without covers	513
Do. found with grass rings in milk-vessels	311
Total number of persons hawking milk and prosecuted:					
(a) for sale in streets	112
(b) for selling milk in the shops without licence	78
(c) for breach of licence conditions	639

TABLE 6.

DESTRUCTION OF UNWHOLESOME FOOD.

S. No.	Article.	Quantity destroyed.
(1)	Fruits (fresh)...	13,314 Nos.
(2)	Fruits (dry) ...	269½ Lbs.
(3)	Potatoes ...	358 Lbs.
(4)	Onions ...	672 Lbs.
(5)	Vegetables ...	2,023 Lbs.
(6)	Chillies ...	3 Lbs.
(7)	Gur ...	42½ Blocks. 10 Lbs.
(8)	Indian sweetmeats ...	10,088 Lbs.
(9)	Butter ...	2 Lbs.
(10)	Fish (fresh) ...	7 Lbs. 2 Baskets.
(11)	Flesh (beaf) ...	6 Lbs.
(12)	Pickles ...	30 Lbs.
(13)	Other prepared food ...	6,388 Lbs.
(14)	Fresh milk ...	1,255 Seers.
(15)	Mawa ...	57 Lbs.
(16)	Ice Candy ...	7,000 Nos.
(17)	Biscuits ...	6 Lbs.
(18)	Fish (dry) ...	3½ Lbs.
(19)	Coconut shells ...	392 Nos.
(20)	Other food ...	1,859 Lbs.

TABLE 7

NOTICES FOR ENFORCING SANITARY PROVISIONS.

Total number of notices issued	...	20,682
Number complied with	...	11,242
Number not complied with	...	8,708
Number pending (disputed or not served)	...	569
Number cancelled	...	163
Number of notices issued in 1956	...	25,424

TABLE 8
COURT CASES

1	2	3	4	5	6
Sections under which prosecutions were instituted.	Number of cases outstanding on 1st January 1957.	Number of cases filed during 1957.	Total of columns 2 and 3.	Number of cases disposed of during 1957.	No. of cases outstanding on 1st January 1958.
191A	...	1	1	1	...
248	2	...	2	2	...
248 (I)	25	6	31	13	18
248 (I) (a) & (c)	...	11	11	9	2
249	14	2	16	...	16
250	8	...	8	...	8
251	1	1	2	2	...
251B	9	8	17	8	9
257 (I)	1,073	2,418	3,491	2,693	798
257 (I) & 375	99	7	106	104	2
257 & 375	7	...	7	...	7
257, 375 & 372	19	...	19	13	6
258	4	3	7	6	1
258 (a)	6	14	20	14	6
258 (c)	...	7	7	5	2
258 () & (c)	5	5	10	7	3
274	19	16	35	15	20
274 (I)	...	10	10	9	1
367 & 368	13	...	13	...	13
368	82	91	173	81	92
372	502	504	1,006	358	648
372 (e)	2	21	23	19	4
372 (e) & (x)	763	410	1,173	413	760
375	412	854	1,266	851	415
375A	107	211	318	251	67
377	1	3	4	4	...
377 (I)	48	24	72	37	35
380	471	412	883	326	557
381	279	498	777	505	272
381 (I)	2	127	129	79	50
381 (I) (i) (d), (ii)...	14	151	165	154	11
381 (I) (ii)	402	851	1,253	916	337
381A	60	10	70	12	58
384	9	...	9	...	9
384 (I)	13	89	102	101	1
384 (I) (a)	...	2	2	2	...
384 (I) (b)	596	382	978	378	600
334A	6	15	21	15	6
385	7	...	7	7	...
390	121	...	121	25	96
394	845	3,384	4,229	3,443	786
394 (I) (-) (iv) & (ii)	239	781	1,020	647	373
394 (I) (d) (i) & (ii)	2,167	3,926	6,093	4,039	2,054
412A	1,473	4,144	5,617	4,968	649
472	232	944	1,176	823	348
Total ...	10,157	20,343	30,500	21,360	9,140
B. P. A. Act	2,243	...	2,243	1,815	423
P. F. A. Act	...	5,198	5,198	2,898	2,300

Total amount of fees realised during the year in respect of :-

(1) Sanitary actions	...	Rs. 1,604,08.75
(2) Cases under B. P. A. Act	...	Rs. 800.00
(3) Cases under the P. F. A. Act	...	Rs. 38,963.00

Total ... 2,00,171.75

TABLE 9
BIRTHS BY MONTHS

Year	MONTHS.												Total.
	Jan.	Feb.	Mar.	April.	May.	June.	July.	Aug.	Sept.	Oct.	Nov.	Dec.	
1956 ...	5,066	4,583	4,557	4,664	4,828	4,902	5,154	5,294	6,170	6,679	6,113	6,825	64,835
1957 ...	4,721	4,096	4,831	5,458	5,136	4,444	5,066	4,690	5,573	6,332	6,888	7,291	64,526

TABLE 10

BIRTHS BY SECTIONS AND MONTHS

Period	BIRTHS BY MONTHS												Total.	
	Jan.	Feb.	Mar.	April.	May.	June.	July.	August.	September.	October.	November.	December.		
1952-56 (average)...	5,357	4,340	4,387	4,525	4,413	4,662	4,768	5,016	5,447	6,540	6,709	6,353	6,563	64,667
1953	5,305	4,015	3,900	4,413	4,045	4,645	4,772	4,938	5,513	6,277	6,527	5,901	6,570	62,726
1954	5,045	4,197	4,507	4,347	4,507	4,418	4,533	4,975	5,491	6,338	6,459	6,585	6,177	63,072
1955	5,059	4,370	4,856	4,757	4,777	4,828	4,857	5,119	5,599	6,820	6,582	6,173	7,006	66,575
1956	5,066	4,583	4,557	4,664	4,828	4,902	5,154	5,154	5,294	6,170	6,679	6,113	6,825	64,835
1957	4,721	4,096	4,831	5,458	5,136	4,444	5,066	4,690	5,573	6,332	6,888	7,291	64,526	
Upper Colaba ...	58	27	35	48	32	40	53	46	40	56	51	53	539	
Middle and Lower Colaba.	87	90	67	84	105	90	74	84	115	136	116	138	1,186	
Fort, Southern	9	2	11	3	7	6	14	6	23	2	6	10	99	
Fort, Northern	74	75	90	70	81	87	72	72	85	111	104	100	1,021	
Esplanade	104	84	112	92	86	115	105	98	116	152	134	138	1,336	
Mandvi	71	67	65	76	63	68	65	58	65	76	75	90	839	
Chakla	60	47	63	51	56	40	50	43	56	65	57	67	655	
Umarkhadi	156	160	164	194	174	152	152	158	165	199	187	209	2,070	
Dongri	70	65	78	65	86	74	59	79	71	105	83	113	948	
Khara Talao	58	66	78	80	89	73	57	72	74	85	88	77	880	
Kumbharwada	82	68	121	65	102	79	76	73	85	125	93	140	1,109	
Bhuleshwar	116	119	144	95	174	131	103	106	127	132	114	176	1,537	
Market	98	57	90	97	84	101	93	69	106	124	115	112	1,146	
Dhobi Talao	98	96	152	128	122	146	134	116	166	164	167	193	1,682	
Fanaswadi	90	75	83	94	92	93	103	83	120	134	129	143	1,239	
Khetwadi	113	119	155	122	185	134	174	156	192	205	188	213	1,956	
Tardeo	105	111	117	123	128	112	122	118	110	148	134	169	1,497	
Girgaum	99	117	154	131	155	124	126	127	144	169	172	165	1,683	
Chowpati	51	64	54	55	59	80	66	69	79	86	82	93	838	
Walkeshwar	61	63	54	75	96	56	78	87	78	117	114	96	975	
Mahalaxmi	139	144	141	166	151	167	186	2.7	225	267	216	258	2,266	
Mazgaon	236	229	150	175	137	125	136	129	146	198	145	182	1,988	
Tarwadi	78	28	117	145	144	114	118	92	138	154	140	193	1,461	
First Nagpada	54	37	40	55	53	34	20	35	44	59	41	64	536	
Second Nagpada	116	95	118	128	105	111	98	96	98	138	120	156	1,379	
Kamathipura	131	101	111	149	126	136	115	103	151	157	144	191	1,620	
Byculla	332	309	328	364	340	318	296	323	366	421	439	466	4,302	
Parel	254	227	341	235	268	174	259	250	238	334	597	456	3,633	
Sewri	159	138	157	122	164	90	170	143	162	215	269	270	2,659	
Naigaum	208	175	194	191	208	154	173	200	159	236	306	319	2,523	
Matunga	101	97	84	87	166	91	155	110	137	148	162	160	1,458	
Sion	179	278	193	206	226	131	227	218	277	223	331	366	2,855	
Dadar	245	184	169	323	281	137	209	289	278	124	335	372	2,946	
Mahim	218	128	211	273	225	159	232	173	238	402	317	316	2,892	
Parbhadevi	213	147	191	469	226	235	348	226	288	320	434	379	34,16	
Worli	239	129	186	431	203	298	362	212	358	380	423	363	3,584	
Chinchpokli	159	74	212	2.9	136	167	176	153	253	178	253	282	2,297	
Love Grove	...	4	2	2	1	2	10	1	...	4	7	3	36	
Harbour, Docks, etc.
Total	4,721	4,096	4,831	5,458	5,136	4,444	5,066	4,690	5,573	6,332	6,888	7,291	64,526	

TABLE 11
BIRTHS BY MONTHS (1953-1957)

Table 12.
Live-births in each age groups of mothers by order of live-birth.

Age group of mothers at confinement.	ORDER OF LIVE-BIRTHS.															Informa- tion not available	Total No. of confine- ments in each age group.	
	(1)	(2)	(3)	(4)	(5)	(6)	(7)	(8)	(9)	(10)	(11)	(12)	(13)	(14)	(15)			
Under 15 years	10	1	11
15 to 19 ..	4,152	467	71	91	35	8	...	1	4,825
20 to 24 ..	10,940	5,624	2,737	1,224	508	129	51	10	4	3	21,230
25 to 29 ..	6,092	4,211	4,496	3,162	1,889	843	321	116	43	12	3	21,188
30 to 34 ..	2,596	1,324	1,800	1,780	1,778	1,176	661	339	139	67	19	8	5	11,692
35 to 39 ..	778	259	432	463	587	559	441	283	163	93	38	19	6	1	4,122
40 to 44 ..	152	38	58	73	77	95	81	90	52	44	17	13	4	1	795
45 ..	19	2	1	5	3	3	7	6	2	5	3	...	1	57
46 ..	1	1	1	1	2	2	1	9
47	2	...	1	1	4
48 ..	2	...	1	1	1	5
49
50 & over	1	2	3
Information not available	19	44	31	20	10	6	5	7	...	1	442	585
Total	24,761	11,971	9,629	6,820	4,887	2,821	1,569	855	407	225	81	40	16	2	...	442	64,526	

TABLE 13

PERCENTAGE OF THE TOTAL MORTALITY BY AGE-PERIODS

Age Period.	1955		1956		1957			Percentage of total mortality
	Deaths.	Percentage of total mortality.	Deaths.	Percentage of total mortality.	Deaths.			
					Male. (a)	Female. (b)	Persons (a)+(b)	
Under 1 year	7,897	28.1	7,152	25.8	4,157	3,663	7,820	23.6
1 to 5 years	4,117	14.6	3,721	13.4	2,248	2,650	4,898	14.8
5 to 10 years	811	2.9	797	2.9	545	569	1,114	3.4
10 to 15 years	362	1.3	372	1.3	262	204	466	1.4
15 to 20 years	550	2.0	591	2.1	354	342	696	2.1
20 to 30 years	1,957	7.0	2,070	7.5	1,409	1,113	2,522	7.6
30 to 40 years	1,840	6.5	1,928	6.9	1,431	798	2,229	6.7
40 to 50 years	2,062	7.3	2,205	7.9	1,758	759	2,517	7.6
50 to 60 years	2,477	8.3	2,539	9.2	2,122	843	2,965	8.9
60 years and above	6,035	21.5	6,384	23.0	4,359	3,578	7,937	23.9
Total	28,108	100.0	27,759	100.0	18,645	14,519	33,164	100.0

TABLE 14
DEATHS BY AGES AND MONTHS.

	January.	February.	March.	April.	May.	June.	July.	August.	September.	October.	November.	December.	Total.	Average of five years 1952-56.
Within 24 Hours ...	90	75	73	72	83	111	87	95	97	89	80	69	1,021	1,069
1 to 7 days ...	130	135	122	86	86	113	128	135	114	113	107	103	1,372	1,494
1 to 4 weeks ...	123	90	92	90	98	98	108	122	120	116	112	109	1,278	1,470
4 weeks to 3 months ...	81	102	93	109	74	95	124	109	77	71	72	96	1,103	1,098
3 months to 6 months ...	65	65	85	105	115	144	119	105	80	82	63	52	1,080	1,032
6 months to 12 months ...	124	92	123	186	193	277	184	200	170	140	146	131	1,916	2,221
1 to 2 years ...	131	149	231	197	229	286	187	234	175	171	144	172	2,306	2,431
2 to 5 years ...	217	201	276	261	201	287	199	239	193	187	145	186	2,592	2,684
5 to 10 years ...	93	99	127	117	110	140	65	81	69	75	67	71	1,114	957
10 to 15 years ...	35	36	37	39	45	56	49	41	36	25	31	36	466	442
15 to 20 years ...	51	49	79	63	67	73	55	56	53	60	52	38	696	649
20 to 30 years ...	201	183	262	239	252	251	192	181	194	205	168	194	2,522	2,379
30 to 40 years ...	200	175	194	188	201	235	182	167	178	190	150	169	2,229	2,185
40 to 50 years ...	195	180	207	216	206	292	210	209	228	201	187	186	2,517	2,338
50 to 60 years ...	264	224	255	223	240	353	240	225	262	240	216	223	2,965	2,741
60 and over ...	714	646	634	634	626	986	586	688	646	632	573	572	7,937	6,038
Age Unspecified
All Ages ...	2,714	2,501	2,890	2,825	2,826	3,797	2,715	2,887	2,692	2,597	2,313	2,407	33,164	...
Average of five years 1952-56.	2,610	2,401	2,673	2,625	2,610	2,417	2,711	2,912	2,711	2,618	2,460	2,480	...	31,228

TABLE 15
DEATHS BY AGES, CAUSES AND SEXES

No. in Short List.	Corresponding No. in detailed List.	Causes of deaths.	within 24 Hours.		1 to 7 Days.		1 to 4 weeks.		4 weeks to 3 months.		3 to 6 months.		6 to 12 months.		1 to 2 years.		2 to 5 years.		5 to 10 years.	
			Male.	Female.	Male.	Female.	Male.	Female.	Male.	Female.	Male.	Female.	Male.	Female.	Male.	Female.	Male.	Female.	Male.	Female.
1	1-2	Typhoid and Para Typhoid Fever	2	3	1	1	3	13	6	
2	6	Cerebro-Spinal Fever	1	1	
3	8	Scarlet Fever	
4	9	Whooping Cough	
5	10	Diphtheria	1	...	2	...	1	10	5	8	10	17	17	6	6	
6	13	Tuberculosis of Respiratory System	1	...	1	4	9	1	12	8	12	17	7	14	
7	14-22	Other forms of Tuberculosis	6	...	11	9	46	34	67	82	75	31	32	
8	30	Syphilitic disease	1	...	1	...	1	2	1	...	5	
9	33	Influenza	2	1	2	...	1	2	4	...	5	
10	35	Measles	1	8	5	7	13	12	7	12	9	8	6	10	
11	36	Acute Poliomyelitis and Polioencephalitis	1	...	4	...	3	2	2	3	2	1
12	37	Acute infectious encephalitis
13M	45-46A	Cancer of buccal cavity and Oesophagus (Males)
13F	48	Cancer of Uterus
14	46B	Cancer of Stomach and duodenum
15	50	Cancer of breast
	45-46A females	
16	46-C-h, 47,49,51,55	Cancer of all other Sites	1	1	2	...	1	...	4	2
17	61	Diabetes
18	83	Intra cranial Vascular Lesions	7	2	1	...	1
19	90-95	Heart disease	...	1	2	...	1	...	1	1	1	2	2	...	2	3	2	2
20	96-103	Other diseases of Circulatory system	1	2	1	...	1	...	3	5	3	6	2	1
21	106	Bronchitis	2	5	1	...	2	3	...	2	5	1	3	1	1	1
22	107-109	Pneumonia	3	3	35	42	75	68	215	234	284	250	464	515	462	573	387	464	145	183
23	104,105,110,114	Other Respiratory Diseases	3	1	2	1	4	2	6	2	4	3	2	3	5	12	5	4
24	117	Ulceration of the Stomach or duodenum
25	119-120	Diarrhoea	17	8	73	64	79	85	74	69	115	97	75	100	79	76	12	17
26	121	Appendicitis	...	1
27	115,116,118,122-129	Other digestive diseases	13	2	13	8	5	9	5	6	10	7	32	19	33	19	16	10
28	130-132	Nephritis	1	3	7	4	3	...	7
29	140-147	Puerperal and Post Abortive Sepsis
30	141-146,148-150	Other Maternal Causes
31	159	Premature birth	350	271	387	266	121	105	7	11	3
32	157,158,160,161	Congenital Malformation injury at birth	186	125	279	200	337	287	134	142	78	79	73	67	19	26	9	6	1	...
33	163-164	Suicide
34	170-171	Road Traffic Accident
35	165-169,172-198	Other Violent causes	4	3	1	...	1	1	1	4	4	3	3
	34	(A) Small-pox	1	...	11	13	9	9	3	6	10	12	35	33	36	21
	3	(B) Plague	18	19	24	22	30	35	28	19
	29	(C) Kala-Azar
	28a	(D) Malaria
	28b	(E) Ague and Remittent Fever	1
	31	(F) Relapsing Fever
	200:2a	(G) Fever not defined	2	2	5	5	3	2	5	3	5	6	7	7	8	6	10	6
	4	(H) Cholera
	27	(J) Dysentery	3	4	1	4	1	5	10	1	5	2	3	2	4
	23	(K) Leprosy
	162	(L) Senility & old age
		(M) All other causes	35	39	65	30	55	41	63	39	66	60	164	200	278	344	412	559	187	212
		Males	578	...	815	...	693	...	549	...	568	...	954	...	1,055	...	1,193	...	545	...
		Females	...	343	...	557	...	585	...	554	...	512	1,012	...	1,251	...	1,399	...	569	...
		Total	1,021	...	1,372	...	1,278	...	1,103	...	1,080	...	1,966	...	2,306	...	2,592	...	1,114	...
		Percentage.	23.6	14.8	3.4	...

TABLE 15
DEATHS BY AGES, CAUSES AND SEXES

No. in Short List.	Corresponding No. in detailed List.	Causes of deaths.	10 to 15 years.		15 to 20 years.		20 to 30 years.		30 to 40 years.		40 to 50 years.		50 to 60 years.		60 and Over.		Unspecified Age.		Total.		Persons.	No. in Short List.	
			Male.	Female.	Male.	Female.	Male.	Female.	Male.	Female.	Male.	Female.	Male.	Female.	Male.	Female.	Ma.	Female.	Males	Females			
1	1-2	Typhoid and Para Typhoid Fever	8	8	24	11	66	16	23	12	19	12	14	2	5	9			176	82	258	1	
2	6	Cerebro Spinal Fever	1	...	1	...	1	...	2	...			5	2	7	2	
3	8	Scarlet Fever	3	
4	9	Whooping Cough	4	
5	10	Diphtheria	...	1	...	1	...	2	1	...	1	2			5	4	9	3	
6	13	Tuberculosis of Respiratory System	6	10	20	24	186	131	267	104	324	91	316	56	333	105			45	47	92	5	
7	14-22	Other forms of Tuberculosis	9	9	6	17	20	52	29	26	18	13	17	12	11	14			1,494	567	2,061	6	
8	30	Syphilitic disease	...	7	5	...	18	7	...	4	...	5	2	...			353	357	710	7	
9	33	Influenza	2	...	4	...	8	5	6	4	12	6	13	...	4	9			44	5	49	8	
10	35	Measles	...	2	2	...	1	2	14			101	73	174	9	
11	36	Acute Poliomyelitis and Polioencephalitis	1	1	1			118	134	252	10	
12	37	Acute infectious encephalitis	1	1			15	6	21	11	
13M	45-46A	Cancer of buccal cavity and Oesophagus (Males.)	2	...	2	...	24	...	29			4	1	5	12	
13F	48	Cancer of Uterus	3	...	8	...	12	...	14	...	16			13	
14	46B	Cancer of Stomach and duodenum	4	...	12	...	22	11	27	8			...	53	53	13	
15	50	Cancer of breast	1	...	1	...	14	...	11	...	17			65	25	90	14	
16	45-46A females	Cancer of all other Sites	4	...	3	1	10	7	28	17	62	25	88	40	142	73			345	166	511	16	
17	61	Diabetes	2	3	2	...	3	5	8	9	25	14	35	49			73	80	153	17	
18	83	Intra cranial Vascular Lesions	1	3	...	3	10	9	10	7	29	18	64	41	143	109			272	199	471	18	
19	90-95	Heart disease	12	8	6	12	67	36	172	24	258	51	321	65	448	208			1,302	413	1,715	19	
20	96-103	Other diseases of Circulatory system	...	1	6	8	8	10	40	13	50	30	98	97			207	165	372	20	
21	106	Bronchitis	1	3	1	13	1	13	5	21	4	51	26	...			124	58	182	21	
22	107-109	Pneumonia	34	33	42	35	115	126	98	64	110	45	105	41	202	194			2,776	2,870	5,646	22	
23	104,105,110-114	Other Respiratory diseases	2	5	5	6	18	21	32	24	55	15	107	33	202	82			452	214	666	23	
24	117	Ulceration of the Stomach or duodenum	6	1	5	8	1	9			35	6	41	24	
25	119,120	Diarrhoea	4	5	3	2	15	15	17	17	36	14	38	...	16	90			727	666	1,393	25	
26	121	Appendicitis	1	3	...	1	3	2	3	2			10	6	16	26	
27	115,116,118,122-129	Other digestive diseases	12	7	16	11	71	42	71	31	83	19	100	25	74	33			554	249	803	27	
28	130-132	Nephritis	5	1	4	3	15	10	19	10	21	15	33	15	123	53			234	122	356	28	
29	140-147	Puerperal and Post Abortives Sepsis	1	...	10	...	10	21	21	29	
30	141-146,148-150	Other Maternal Causes	6	...	44	...	24	...	2	76	76	30	
31	159	Premature birth	31	
32	157,158,160,161	Congenital Malformation, injury at birth			868	653	1,521	31	
33	163-164	Suicide	7	...	5	1	5	1	1			1,116	932	2,048	32	
34	170-171	Road Traffic Accidents	7	1	9	1	5	2	3	1	6	3	9	1	4	3			13	3	16	33	
35	165-169,172-198	Other Violent Causes	71	14	74	76	340	149	210	45	122	49	85	27	86	45			48	20	68	34	
36	Other defined diseases.	A. Small pox	11	6	30	10	109	46	25	12	6	2	4			306	196	502	35	
		B. Plague	A
		C. Kala-Azar	2	B
		D. Malaria	1	...	1			2	C
		E. Ague and Remittent Fever			4	D
		F. Relapsing Fever	E
		G. Fever not defined	4	3	1	5	7	2	5	2	...	1	...	3	...	8	4			74	57	131	F
		H. Cholera	...	1	2	1	...	1			4	1	5	G
		I. Dysentery	1	1	3	3	6	3	14	...	4	15	5	10	4	28	27			95	74	169	H
		J. Leprosy	6	...	15	...	2	16	5	9	1	11	2			57	10	67	I
		K. Senility and Old Age	J
		L. All other causes	...	78	99	110	296	370	326	321	443	305	423	259	111	1,729	1,906			1,923	2,019	3,942	K
		M.			3,405	3,363	6,768	L
Males			262	354	1,409	1,431	1,758	2,122	4,359	18,645													
Females			204	342	1,113	798	759	843	3,578	14,519													
Total			466	696	2,522	2,229	2,517	2,965	7,937	33,164													
Percentage			1.4	2.1	7.6	6.7	7.6	8.9	23.9	100													

TABLE 16

DEATHS AND DEATH RATES FROM EPIDEMIC AND PRINCIPAL CAUSES.

Causes of Death.	Average of years (1947-56)		1956		1957	
	Deaths.	Death-rate.	Deaths.	Death-rate.	Deaths.	Death-rate.
<i>Principal Epidemic Diseases</i>						
Small-pox	231	0.11	50	0.02	502	0.22
Measles	95	0.04	56	0.02	252	0.11
Plague	2	0.00	...	0.00	...	0.00
Enteric Fever	496	0.24	247	0.11	258	0.11
Malarial Fever	52	0.02	3	0.00	4	0.00
Ague and Remittent Fever	181	0.09	4	0.00	...	0.00
Influenza	6	0.00	7	0.00	174	0.07
Cholera	11	0.00	...	0.00	5	0.00
Dysentery	258	0.12	167	0.07	169	0.07
Diphtheria	107	0.05	123	0.05	92	0.04
<i>Other Principal Diseases</i>						
Tuberculosis	2,275	1.14	2,132	0.92	2,771	1.19
Cerebro-Spinal Fever	12	0.00	1	0.00	7	0.00
Diseases of the Nervous System	954	0.47	942	0.40	1,093	0.47
Diseases of the Respiratory System	8,269	4.14	5,094	2.19	6,497	2.79
Diarrhoea and Enteritis	1,192	0.59	1,285	0.55	1,393	0.60
Puerperal State	93	0.04	67	0.03	97	0.04
Congenital Debility and Diseases of early Infancy.	4,742	2.37	3,587	1.54	3,570	1.53
Old Age	3,323	1.66	3,131	1.34	3,942	1.69
Leprosy	73	0.03	62	0.03	67	0.03
Violence	1,460	0.73	1,681	0.72	1,644	0.71
Other Causes	10,126	5.19	9,120	3.92	10,627	4.56
Total	33,958	17.03	27,759	11.91	33,164	14.23

TABLE 17

CERTIFICATION OF CAUSES OF DEATHS

Years.	Total deaths.	Verified by District Registrars.	Number of Certificates of the Causes of Deaths received from					Total	Percentage of Total Certificates received to the Total Mortality.
			Medical Officers of Hospitals.	Private Medical Practitioners.	Hakims and Vaidyas.	Commissioner of Police.	Coroner of Bombay.		
1952	34,337	17,505	9,009	4,964	93	420	2,346	16,832	39.0
1953	33,927	19,611	8,476	3,414	36	324	2,066	14,316	42.2
1954	32,008	17,264	7,647	4,279	65	277	2,476	14,744	46.0
1955	28,108	12,931	7,596	4,678	58	239	2,606	15,177	54.0
1956	27,759	11,273	7,922	5,115	22	392	3,035	16,486	59.4
1957	33,164	15,038	9,161	5,217	11	562	3,175	18,126	54.7

TABLE 18

DEATHS BY CAUSES

Classification No.		SPECIFIC CAUSES OF DEATH.	Jan.	Feb.	March	April	May	June	July	August	Sep.	Oct.	Nov.	Dec.	Total.
Short List.	Detailed List.														
I.—Infective and Parasitic Diseases.															
(1-26) Diseases due to bacteria—															
1	1	Typhoid Fever	16	12	12	24	16	40	26	19	24	19	28	22	258
B	2	Para-typhoid Fever
H	3	Plague
36	4	Cholera	...	1	4	5
2	5	Undulant Fever
36	6	Cerebro-spinal Meningitis	1	...	3	1	1	1	7
36	7	Malignant Prostate and Anthrax
3	8	Scarlet Fever
4	9	Whooping Cough	2	1	2	1	1	2	9
5	10	Diphtheria	9	11	9	8	6	1	4	5	7	10	12	10	92
36	11	Erysipelas
36	12	Tetanus	25	24	17	23	23	13	29	20	21	24	14	21	254
(13-22) Tuberculosis (all forms)—															
6	13	Tuberculosis of the Respiratory System	178	121	180	180	183	246	167	146	184	180	154	142	2,061
	14	Tuberculosis of the Meninges and Central Nervous System	61	41	52	46	51	52	44	46	32	58	36	45	564
	15	Tuberculosis of the Intestines and Peritoneum	10	8	11	9	13	10	6	11	14	12	8	8	120
	16	Tuberculosis of the Vertebral Column	1	2	...	2	1	1	7
	17	Tuberculosis of other bones and joints	1	1	1	...	2	...	1	6
7	18	Tuberculosis of the Skin and Subcutaneous Cellular Tissue	1	...	1	2
	19	Tuberculosis of the Lymphatic System	1	1
	20	Tuberculosis of the Genito Urinary System	1	2	3
	21	Tuberculosis of other organs	1	1	1	...	3
	22	Disseminated Tuberculosis	1	...	1	1	1	4
K	23	Leprosy	9	6	6	3	7	9	4	4	8	6	4	1	67
36	24	Purulent Infection and Septicaemia	4	7	5	9	12	5	6	8	6	14	9	5	90
36	25	Gonococcal Infection
36	26	Other Bacterial Diseases (Dysentery excepted)
	(a)	Glanders
	(b)	Tularaemia
	(c)	Other diseases included under 26
J	27	Dysentery	14	14	11	15	10	15	13	16	23	16	11	11	169
D	28(a)	Malaria	1	...	1	1	1	...	4
E	28(b)	Remittent Fever
C	29(a)	Kala Azar	1	1	2
36	29(b)	Other diseases due to parasitic Protoza except Spirochaetes
8	30	Syphilis
	(a)	Locomotor Ataxia (Tabis dorsalis)	1	1
	(b)	General Paralysis of the Insane
	(c)	Aneurysm of Aorta	5	1	...	3	5	2	5	2	5	3	4	2	37
	(D)	Other forms of Syphilis
	(a)	Congenital Syphilis	1	1	1	...	1	1	...	1	1	1	7
	(b, c, d.)	Other or Unspecified Syphilis	...	1	1	1	4
F	31	Relapsing Fever
36	32	Other Diseases due to Spirochaetes	1	1
9	33	Influenza
	(a)	With respiratory complications	1	79	5	2	2	...	1	...	90
	(b)	Without respiratory complications	68	3	3	3	1	3	3	84
A	34	Small-pox	26	69	167	98	46	19	7	16	10	11	12	21	502
10	35	Measles	13	23	73	62	36	15	2	2	2	5	8	11	252
11	36:1	Acute Poliomyelitis	2	1	2	1	3	1	1	4	4	1	20
	36:2	Acute Polioencephalitis	1	1
12	37	Acute Infectious Encephalitis (Lethargic or Epidemic)	1	1	2	1	5
36	38	Other Diseases due to Viruses—
	(a)	Yellow Fever
	(b)	Rabies (shown under 194 a)
	(c)	Herpes Zoster	...	1	1
	(d)	German Measles
	(e)	Varicella (Chickenpox)	4	3	34	22	9	2	1	1	1	...	1	2	80
	(f)	Other diseases included under 38
36	39	Typhus
36	40	Ankylostomiasis
36	41	Hydatid Diseases
	(a)	Hydatid disease of liver
	(b)	Hydatid disease of other or Unspecified organs
36	42	Other diseases due to Helminths	...	1	4	2	2	3	1	1	1	...	15
36	43	Mycoses	1	1
36	44	Other Infective or Parasitic Diseases
	(a)	Veneral diseases (other than syphilis and Gonorrhoea)	1	...	1	1	3
	(b)	Pernicious lympho granulomatosis (Hodgkins diseases)	2	2	2	1	1	2	1	...	11
	(c)	Mumps
	(d)	Other diseases included under 44
II.—Cancer and other Tumours.															
	45*	Cancer of the Buccal Cavity and Pharynx
	(a)	Lips
		Males
		Females
	(b)	Tongue	1	2	...	3	6	1	1	2	2	2	2	2	24
		Males	1	1	1	1	...	1	5
		Females
	(c)	Other and Unspecified sites	3	2	3	1	1	3	1	2	2	3	2	2	25
		Males
		Females	2	1	1	3	7
	46	Cancer of the digestive organs and peritoneum
	(a)	Oesophagus	7	5	5	6	8	4	6	8	3	5	3	5	65
		Males
		Females	...	1	1	3	5	5	2	1	6	2	...	1	27
4	(b)	Stomach and duodenum	10	3	9	10	7	8	6	8	10	8	3	8	90
	(c)	Intestines other than duodenum or rectum	3	3	3	...	1	1	...	4	3	2	2	1	23
16	(d)	Rectum	1	1	2	2	2	...	2	1	...	3	2	2	18

*Males are tabulated in short list No. 13 and females in No. 16 of detailed list Nos. 45, 46a.

TABLE 18—(Contd.)
DEATHS BY CAUSES.

Classification No.		SPECIFIC CAUSES OF DEATH.	Jan.	Feb.	Mar.	April	May	June.	July	Aug.	Sept.	Oct.	Nov.	Dec.	Total				
Street L	Detail																		
36	79	V. Chronic Poisoning and Intoxication—contd																	
		Chronic poisoning by other mineral and organic substances			
		(b) Poisoning by narcotic and Soporific drug			
		(c) Other non-occupational chronic poisoning			
18	80	VI.—Diseases of the nervous system and sense organs.																	
		Encephalitis (non-epidemic)—			
36	81	(a) Intra Cranial abscess			
		(b) Other diseases included under 80	11	14	16	16	23	54	22	21	17	17	12	13	3	10			
		Meningitis (non-meningococcal)	6	9	19	15	15	13	14	11	17	18	14	12	1	236			
		Diseases of Medulla and Spinal cord	2	...	1	1	2	...	1	3	...	1	1	1	...	163			
		83	Intracranial Lesions of Vascular origin		
			(a) Cerebral Haemorrhage	24	23	18	21	26	23	23	14	15	21	22	15	...	245		
		36	82	(b) Cerebral Embolism and Thrombosis	11	9	11	9	20	20	7	11	11	20	8	5	...	142	
				(c) Softening of Brain	1	1	
				(d) Hemiplegia and other paralysis of un stated origin	10	8	9	5	7	6	7	9	8	5	4	4	...	82	
				(e) Other Intra-cranial effusions	1	1	
				84	Mental Disorders and Deficiency
					(a) Mental deficiency
36	85			(b) Schizophrenia (dementia praecox)	1		
				(d) Other mental disorders included under 84	
				(1) Constitutional Psychosis, Acute delirium	
				(2) Delusional Psychosis	
				(3) Mania	1	1	2	
				(4) Melancholia	1	1	2	
		(7) Other or Unspecified conditions included under (84)d	1	2	3			
		85	Epilepsy	4	1	4	1	1	4	2	2	1	2	3	2	...	27		
		86	Convulsions in children under 5 years of age	5	10	14	11	10	12	9	8	11	11	15	11	...	127		
		36	87	Other Diseases of the Nervous System—	
				(a) Chorea	1	
				(b) Neuritis (non-Rheumatic)	1	...	2	3	6	
(c) Paralysis agitans	2			1	1	1	1	7			
(d) Disseminated Sclerosis			
(e) Other diseases included under 87			
(1) Convulsions of undetermined origin (age 5 and over)	1			...	1	1	3			
(2) Other diseases included under 87(e)	5	2	...	1	2	...	2	...	1	13			
88	Diseases of the organs of Vision			1	1		
19	89			Diseases of the Ear and of the Mastoid Antrum—	
				(a) Otitis and other diseases of the Ear	1	1	1	...	1	...	4	
36	90			(b) Diseases of the Mastoid Antrum	1	...	1	...	1	3	
		VII.—Diseases of the Circulatory System.			
		90	Pericarditis	...	1	2	2	4	3	1	1	1	1	16			
		91	Acute Endocarditis	2	1	...	2	1	...	1	1	8			
		19	92abc	Chronic Affections of the valves and endocardium	28	13	10	11	12	17	10	15	14	16	17	11	174		
				Acute Myocarditis	2	1	...	1	1	5	
		19	93a	Chronic Myocarditis specified as Rheumatic	1	1	1	...	3		
				(1) Cardio vascular degeneration	2	1	1	4	
		19	93b	(2) Myocardial degeneration described as Fatty		
				(3) Other Myocardial degeneration	11	3	8	7	4	11	6	9	12	9	9	12	...	101	
		19	93c	Myocarditis (not distinguished as acute or chronic)	2	2	...	2	6	2	2	3	4	1	2	1	27		
				Diseases of the Coronary Arteries, Angina Pectoris	112	105	112	80	97	109	110	102	86	97	94	98	...	1202	
19	94	Other Diseases of the Heart—			
		(a) Functional heart disease (without mention of organic lesion)	2	2	5	...	2	2	2	4	3	2	...	24			
19	95	(b) Heart Disease specified as Rheumatic but otherwise ill defined	2	1	2	1	...	1	1	1	1	1	...	11			
		(c) Other diseases included under 95	15	13	10	14	11	11	7	8	12	9	11	19	...	140			
19	96	Aneurysm (except of Heart and Aorta)	1	1			
		Arterio Sclerosis (excluding Coronary or Renal Sclerosis or Cerebral Haemorrhage)	1	1	1	3	5	2	2	...	2	3	3	3	...	26			
19	97	Gangrene	2	1	...	1	3	...	2	...	2	...	11				
		Other Diseases of the arteries	1	...	2	2	2	1	1	10			
20	98	Diseases of the Veins—			
		(a) Varices	1	...	1	...	2	...	1	3			
20	99	(b) Other diseases of the Veins	1	1	5			
		Diseases of the Lymphatic system	1	1			
20	100	High Blood Pressure (Idiopathic)	22	21	25	19	23	24	36	27	24	27	31	28	307				
		Other Diseases of the Circulatory system	2	1	1	1	...	1	1	...	1	8			
23	101	VIII.—Diseases of the Respiratory System.			
		Diseases of the Nasal Fossae and Annexa...	1	1			
21	102	Diseases of the Larynx	2			
		Acute Bronchitis	1	...	1	...	2	1	5			
21	103	Chronic Bronchitis	8	11	14	8	12	20	5	13	7	9	12	17	...	136			
		Bronchitis (not distinguished as acute or chronic)	4	3	4	2	2	6	4	2	2	3	4	5	...	41			
22	104	Broncho Pneumonia	277	251	288	317	307	545	333	321	254	275	237	289	...	3694			
		Lobar Pneumonia	8	15	15	12	25	31	13	15	17	10	12	13	...	186			
22	105	Pneumonia (Unspecified)	109	120	163	157	133	254	164	160	134	117	110	145	...	1766			

TABLE 18—(Contd.)

DEATHS BY CAUSES.

Classification No.		SPECIFIC CAUSES OF DEATH.	Jan.	Feb.	Mar.	April	May	June	July	Aug.	Sept.	Oct.	Nov.	Dec.	TOTAL
Short List.	Detail List.														
		<i>VIII—Diseases of the Respiratory System— Contd.)</i>													
	110A	Empyema ...	3	2	3	1	1	7	1	1	...	3	1	2	25
	110B	Other or Unspecified forms of Pleurisy ...	2	1	5	2	6	3	1	2	5	2	3	...	32
	111	Congestion Oedema Haemorrhagic infection and Thrombosis of Lungs ...	7	15	17	13	20	15	10	9	16	12	14	10	158
	112	Asthma ...	38	41	31	25	26	41	29	28	39	26	28	29	384
	113	Pulmonary Emphysema ...	2	2	2	5	3	1	1	...	1	3	1	1	21
	114A	Silicosis and other occupational Pneumoconiosis	2	2
23	114B	Other occupational Respiratory Diseases...
	114C	Gangrene of Lung ...	2	1	1	3	4	2	2	4	2	3	1	...	25
	114D	Abscess of Lung ...	1	...	1	3	...	2	4	2	3	...	16
	114E	Other Diseases included under 114 not specified as occupational
		(1) Chronic interstitial Pneumonia not indicated as occupational
		(2) Other Diseases included under 114(E)
		<i>IX.—Diseases of the Digestive System.</i>													
	115a	Diseases of the teeth and gums
	115b	Septic sore throat—
		(1) With mention of tonsillectomy
		(2) Others with mention of tonsils	1	1
		(3) Other Diseases included under 115 (b)
27	115c	Other Diseases of the Pharynx and tonsils
		(1) With mention of tonsillectomy	1	1
		(2) Others with mention of tonsils ...	1	2	1	4
		(3) Other Diseases included under 115(c)
	115d	Other diseases included under 115	1	1	1
	116	Diseases of the Oesophagus	1	1	...	1	1	...	1	5
24	117	Ulcer of the stomach or duodenum ...	3	2	1	1	1	4	3	4	2	2	...	2	25
		(a) Ulcer of the stomach ...	3	2	1	1	1	4	3	4	2	2	...	2	16
		(b) Ulcer of the duodenum ...	2	2	1	5	1	3	2	2	30
27	118	Other diseases of the stomach ...	5	2	5	3	2	1	2	...	3	2	4	1	16
25	119-120	Enteritis and Diarrhoea ...	118	64	82	120	115	118	153	167	152	117	98	89	1393
26	121	Appendicitis	2	3	1	2	2	1	2	3	...	16
	122a	Hernia ...	3	...	2	...	2	1	...	3	1	2	2	...	18
	122b	Intestinal Obstruction	1	...	1	2	...	1	1	...	2	...	9
		(1) Intussusception ...	1	...	1	...	1	2	...	1	1	...	2	...	18
		(2) Paralytic ileus without stated cause ...	3	2	...	1	5	...	1	1	...	2	1	2	77
		(3) Other or Unspecified forms of Intestinal obstruction ...	7	7	1	5	10	8	10	12	5	7	3	2	37
	123	Other Diseases of the intestines ...	6	2	1	6	1	2	1	4	5	1	5	3	251
27	124	Cirrhosis of Liver ...	21	22	23	22	21	17	15	30	22	23	18	17	238
	125A	Acute yellow atrophy (not associated with pregnancy) ...	32	23	18	20	20	24	18	18	27	15	12	11	2
	125B	Other Diseases of the Liver	1
	126	Biliary Calculi	1	...	12
	127	Other Diseases of the Gall Bladder and Bile Ducts ...	2	...	1	...	1	...	2	1	4	1	4
	128	Diseases of the Pancreas (other than diabetes) ...	6	10	3	8	12	7	6	13	10	8	10	5	98
	129	Peritonitis without stated cause ...	6	10	3	8	12	7	6	13	10	8	10	5	98
		<i>X.—Diseases of the Urinary and Genital System. (Not Venereal or connected with Pregnancy or the Puerperium)</i>													
28	130	Acute Nephritis ...	2	2	4	4	5	2	1	2	3	...	3	1	29
	131	Chronic Nephritis ...	3	1	1	...	2	7
	132	Nephritis not stated to be Acute or Chronic... ..	25	26	23	28	28	20	30	35	27	27	22	29	320
	133	Other Diseases of the Kidney and Ureters ...	3	2	5	3	1	3	7	7	1	2	4	6	44
	134	Calculi of the Urinary Passages	1	...	1	1	3
	135A	Cystitis	3	1	1	6
	135B	Other Diseases of the Bladder	1	...	1	...	2
	136A	Stricture of Urethra
36	136B	Other Diseases of the Urethra, etc.	1	1
	137	Diseases of the Prostate ...	1	2	1	3	1	1	...	1	10
	138	Diseases of other male genital organs ...	1	1	1	3
	139	Diseases of female genital organs—
		(a) Diseases of the ovary, fallopian tube and Parametria	1	1	1	1	5
		(b) Diseases of Uterus	1	...	1	1
		(c) Diseases of the breast
		(d) Other Diseases of the female genital organs	1	1
		<i>XI.—Diseases of Pregnancy, Child-Birth and the Puerperal State.</i>													
29	140	Post-abortive Sepsis
	141	Abortion without mention of septic conditions	1	1	2	1	1	...	1	...	7
	142	Ectopic Gestation
30	143	Haemorrhage of Pregnancy ...	1	1
	144	Toxaemia of Pregnancy ...	4	2	2	3	3	3	1	1	1	5	1	2	28
	145	Other Diseases and Accidents of Pregnancy ...	1	2	1	4

TABLE 18--(Contd.)
DEATHS BY CAUSES.

Classification No.		SPECIFIC CAUSES OF DEATH.	Jan.	Feb.	Mar.	April	May	June	July	Aug.	Sep.	Oct.	Nov.	Dec.	TOTAL.
Short List	Detailed List.														
		<i>Homicide</i>													
35		Accidental Deaths (or deaths not known to be due to suicide or Homicide (169-195), and other violent deaths (196-198))	...	3	1	1	6
	169	Railway accidents (any cause of death except war.)	25	32	23	20	29	32	33	21	37	34	28	30	344
34	170	Motor Vehicle Accidents (any cause of death except war.)
		(a) Collisions with train
		(b) Collisions with tram
		(c) Other accidents included under 170	10	10	4	2	2	1	4	3	5	7	9	11	68
	171	Other Road Transport Accidents (any cause of death except war.)
		(a) Tramway accidents on roads
		(b) Other accidents included under 171	1	...	1
	172	Water Transport accidents (any cause of death except war)
	173	Air Transport Accidents (any cause of death except war)	4	1
	175	Agricultural and Forestry Accident (any of death except war)
		(b) (2) By other animals
	176	Accidents caused by Machinery (any cause of death).	1	1
	177	Food Poisoning	2	2
	178	Accidental Absorption of Poisonous gas—
		(a) Carbon Monoxide
		(d) Accidental absorption of any other irrespirable or poisonous gas included in 178
35	179	Other acute Accidental poisoning (not by gas)
		(a) Salvarsan and other organic preparations of arsenic.
		(b) Other acute accidental poisoning not by gas included in 179.	4	6	6	3	11	6	2	1	3	...	1	1	44
	180	Conflagration
	181	Accidental Burns (conflagration excepted)	33	24	28	26	29	18	18	16	21	19	22	38	292
	182	Accidental Mechanical Suffocation	1	2	1	3	9
	183	Accidental drowning	7	9	12	5	9	17	10	9	7	10	5	5	105
	184	Accidental Injury by Firearms	1	1	3
	185	Accidental Injury by cutting or piercing instruments	1	...	1	2	2	6
	186	Accidental Injury by fall, crushing, land slides, etc.	16	16	35	20	27	14	24	13	17	25	28	30	265
	187	Cataclysm (any cause of death)
	188	Injury by animals (Poisoning by Venomous animals excepted)
	191	Excessive Heat
	192	Lighting
	193	Other Accidents due to Electric Currents	1	2	4	4	3	1	3	1	1	20
	194	Attack by Venomous Animals—
		(a) Hydrophobia	3	3	3	2	1	1	...	1	3	4	...	1	22
		(b) Snake Bites	2	2
		(c) Attack by Venomous animals included in 194	1	1
	195	Other Accidents—
		(a) (1) Vaccinia	1	1
		(2) Other Sequelae of Vaccination against Small-pox	1	1	1	1	1	5
		(b) Other accidents due to medical or surgical intervention—	1
		(1) Anaesthetic accidents	2	2	1	3	10
		(2) Other accidents included under 195 (b)	...	1	1
		(c) Lack of care of the New born
		(d) Other and Unspecified accidents under 195.	11	20	32	33	36	36	36	35	35	40	31	36	381
	196	Deaths of persons in Military Service during operations of war—
		(b) From wounds
		(c) From other or unspecified causes
	198	Legal Executions
		<i>XVIII.—ILL-Defined causes of Deaths</i>													
	199	Sudden Death	1
36	200	Causes of Death unstatd or Ill-defined
		(a) Ill-defined Causes—
		(1) Heart failure	58	58	55	47	45	45	40	44	39	36	40	39	546
		(2) Other ill-defined causes	43	41	48	26	20	70	31	39	41	32	32	31	454
		(b) Found, dead, Cause unknown	2	2
		(c) Other deaths from Unknown or Unspecified cause	2	4	12	5	9	12	7	7	7	14	5	8	92
	200:2(a)	Fever not defined	8	4	9	9	22	27	10	9	8	12	7	6	131
		Total.	2,714	2,501	2,890	2,825	2,826	3,797	2,715	2,887	2,692	2,597	2,313	2,407	33,164

TABLE 20
DEATHS BY SECTIONS AND AGE-PERIOD

1 Name of Sections.	2 Under 1 year.	3 1 to 5 years.	4 5 to 10 years.	5 10 to 15 years.	6 15 to 20 years.	7 20 to 30 years.	8 30 to 40 years.	9 40 to 50 years.	10 50 to 60 years.	11 60 years and above.	12 Age unspecified.	13 TOTAL DEATHS			14 No. of deaths among males to 100 deaths among females.	15 Ratio of deaths per 1,000 of population.	
												Males.	Females.	Persons.		1951	Mean during the previous 5 years.
Upper Colaba	21	17	1	1	2	11	8	5	3	16	...	51	34	85	150	3.1	2.8
Middle and Lower Colaba	114	60	14	10	8	32	32	37	47	161	...	280	235	515	119	14.5	13.9
Fort Southern	13	5	3	1	2	4	2	1	9	19	...	30	29	59	103	2.8	4.0
Fort Northern	88	59	16	7	6	41	23	36	57	125	...	267	191	458	139	13.5	14.3
Epl anade	118	59	17	5	12	59	62	81	86	170	...	429	240	669	179	12.5	12.6
Mandvi	91	59	11	3	14	22	33	51	54	98	...	245	191	436	128	11.6	12.5
Chakla	58	18	10	4	6	20	18	18	29	103	...	166	116	284	145	9.3	9.8
Umakhadi	197	111	21	17	15	71	48	77	93	298	...	524	424	948	124	8.7	10.3
Dongri	91	59	13	7	8	32	30	29	50	131	...	250	200	450	125	21.0	17.3
Khara Talao	96	38	17	7	13	33	26	32	39	137	...	254	184	438	138	12.8	13.7
Kumbharwada	130	81	21	7	10	47	36	38	37	146	...	328	225	553	146	11.6	11.8
Bhuleswar	130	84	22	9	10	43	41	61	71	199	...	383	287	670	133	12.3	12.4
Market	101	48	19	4	13	29	35	47	59	166	...	338	183	521	185	8.1	8.7
Dhobi Talao	178	113	28	13	16	55	64	84	101	273	...	534	391	925	137	12.5	12.1
Fanaswadi	107	49	20	9	13	37	26	49	58	159	...	282	245	527	115	10.4	10.2
Khetwadi	174	86	28	12	20	64	62	77	102	315	...	531	409	940	129	12.9	12.3
Tardeof	168	97	20	10	20	37	43	53	63	203	...	413	301	714	137	12.9	13.5
Girgaum	134	52	13	12	18	42	29	52	91	237	...	396	284	680	139	11.2	10.7
Choupati	40	19	6	7	4	21	22	17	41	121	...	181	117	298	155	6.3	7.2
Walkeshwar	52	28	6	2	4	13	22	20	31	142	...	179	141	320	127	9.2	8.5
Mahalakahmi	173	101	30	13	14	64	42	87	112	317	...	502	451	953	111	16.7	16.8
Mazagaon	263	140	52	16	20	68	57	61	70	217	...	541	423	964	128	17.6	17.1
Tarwadi	222	101	18	8	17	60	44	46	50	203	...	417	352	769	118	12.7	11.9
1st Nagpada	39	42	14	2	12	15	21	11	25	65	...	121	125	246	97	16.0	14.6
2nd Nagpada	256	93	29	32	54	288	303	278	296	449	...	1,476	602	2,078	245	48.7	48.5
Kamathipura	381	230	46	18	22	83	78	78	70	248	...	658	596	1,254	110	19.6	19.3
Byculla	587	358	74	32	54	190	127	176	160	471	...	1,197	1,032	2,229	116	15.4	14.7
Parel	440	274	68	34	47	159	143	147	159	363	...	1,076	758	1,834	142	14.5	14.3
Sewri	352	261	48	16	19	89	79	73	74	174	...	629	556	1,185	113	17.6	16.1
Naigaum	328	197	38	23	28	85	72	83	96	204	...	627	527	1,154	119	11.1	10.6
Matunga	82	40	8	7	10	34	24	38	52	198	...	271	222	493	122	8.6	8.9
Sion	499	301	55	22	29	114	108	106	107	319	...	869	791	1,660	109	16.8	17.2
Dadar	689	553	116	30	41	136	116	111	121	328	...	1,150	1,091	2,241	105	15.0	12.6
Mahim	227	122	27	11	17	52	60	75	102	293	...	550	436	986	126	15.9	15.7
Parbhadevi	380	280	63	14	40	106	75	87	114	333	...	799	693	1,492	115	20.1	17.7
Worli	460	358	58	23	33	139	109	106	118	249	...	899	754	1,653	119	16.9	15.9
Chinchpokli	328	295	59	18	23	123	107	87	115	280	...	773	662	1,435	117	10.4	9.4
Love Grove	13	10	5	...	2	4	2	2	3	7	...	27	21	48	129	4.9	4.9
Harbour, Docks, etc.	0.0
Total	7,820	4,898	1,114	466	696	2,522	2,229	2,517	2,965	7,937	...	18,645	14,519	33,164	128	13.8	13.4
Average to five years 1952-56	8,384	5,115	957	442	649	2,379	2,185	2,338	2,741	6,038	...	—	—	31,228	—	—	—

Period.	MONTHS.												Total.				
	Jan.	Feb.	Mar.	April.	May.	June.	July.	Aug.	Sept.	Oct.	Nov.	Dec.					
1956 ...	2,484	2,209	2,421	2,307	2,221	2,060	2,302	2,368	2,266	2,393	2,327	2,451	21,759				
1957 ...	2,714	2,501	2,890	2,825	2,826	3,797	2,715	2,887	2,692	2,597	2,313	2,407	33,164				

TABLE 19
DEATHS BY MONTHS

TABLE 21

DEATHS BY SECTIONS AND MONTHS

Name of Sections.	MONTHS.												Total.
	Jan.	Feb.	March.	April.	May.	June.	July.	August.	Sept.	Oct.	Nov.	Dec.	
Upper Colaba	10	7	8	8	5	9	5	7	6	5	6	9	85
Middle and Lower Colaba.	46	35	47	46	46	52	44	40	40	39	33	47	515
Fort Southern	3	4	7	1	5	7	5	7	2	8	4	6	59
Fort Northern	33	33	39	43	46	57	34	30	41	37	24	39	458
Esplanade	70	53	44	55	56	70	65	63	55	52	41	45	669
Mandvi	44	25	40	43	39	39	28	51	34	39	22	32	436
Chakla	20	25	22	24	29	40	25	29	14	22	15	19	284
Umerkhandi	84	85	96	82	79	95	78	81	79	77	53	59	948
Dongri	44	27	41	36	37	53	37	48	34	29	33	31	450
Khara Talao	34	37	40	54	33	50	34	28	38	26	28	36	438
Kumbharwada	46	52	63	40	44	63	39	41	48	32	41	44	553
Bhuleshwar	59	37	71	72	56	76	62	53	51	50	41	42	670
Market	32	47	37	38	58	61	37	51	35	46	40	39	521
Dhobi Talao	71	55	67	74	66	104	57	81	86	91	94	79	925
Fanaswadi	24	35	48	41	49	63	44	43	40	47	45	48	527
Khetwadi	83	75	68	75	66	109	73	81	85	80	70	75	940
Tardeo	60	48	69	60	62	84	52	45	63	70	47	52	714
Girgaum	62	39	64	39	66	97	43	61	60	47	50	52	680
Chaupati	22	21	37	19	22	36	17	21	24	25	27	27	298
Walkeshwar	29	27	22	26	23	36	35	28	25	28	17	24	320
Mahalaxmi	67	72	77	72	82	114	81	92	74	79	74	69	953
Mazgaon	78	78	86	79	73	114	69	102	85	59	72	69	964
Tarwadi	65	68	63	72	57	91	53	65	55	60	60	60	769
1st Nagpada	15	19	24	18	28	37	11	23	14	21	19	17	246
2nd Nagpada	191	153	206	159	186	223	173	148	189	172	142	136	2,078
Kamathipura	127	108	101	119	94	128	101	92	93	101	91	99	1,254
Byculla	173	169	204	200	193	281	179	186	194	152	150	148	2,229
Parel	142	119	164	152	169	201	154	165	165	144	115	144	1,834
Sewri	87	82	84	115	96	130	84	103	97	105	102	100	1,185
Naigaum	104	74	101	110	102	124	110	89	86	96	81	77	1,154
Matunga	36	35	39	39	48	52	41	35	41	47	39	41	493
Sion	148	135	127	125	155	179	146	153	128	117	125	122	1,660
Dadar	177	199	192	178	159	251	202	229	183	179	140	152	2,241
Mahim	83	88	78	76	74	136	91	76	74	76	67	67	986
Parbhadevi	103	88	139	129	153	179	133	134	111	118	110	95	1,492
Worli	119	115	121	141	157	199	154	182	129	126	107	103	1,653
Chinchpokli	118	127	152	160	110	155	111	117	109	94	85	97	1,435
Love Grove	5	5	2	3	3	2	8	7	3	1	3	6	48
Harbour, Docks etc.
TOTAL	2,714	2,011	2,890	2,825	2,826	3,797	2,715	2,887	2,692	2,597	2,313	2,407	33,164

TABLE
DEATHS BY

Classification Number	1	2	3	4	5	6	7	8	9	10	11	12	13 M	13 F	14	15	16	17	18	19	20	21	22	23
Sections	Typhoid and Para Typhoid Fever (1-2)	Cerebro-Spinal Fever (6)	Scarlet Fever (8)	Whooping Cough (9)	Diphtheria (10)	Tuberculosis of Respiratory System (13)	Other forms of Tuberculosis (14-22)	Syphilitic disease (30)	Influenza (33)	Measles (35)	Acute Poliomyelitis & Polio Encephalitis (36)	Acute infectious Encephalitis (37)	Cancer of buccal cavity as Oropharynx (45, 46) male	Cancer of uterus (48)	Cancer of Stomach and duodenum (46a)	Cancer of breast (50)	Cancer of all other sites (45, 46a females, 46a-b, 47, 48, 51-55)	Diabetes (61)	Intra-Cranial Vascular Lesions (63)	Heart Disease (90-95)	Other diseases of circulatory System (96-103)	Bronchitis (106)	Pneumonia (107-109)	Other Respiratory diseases (104, 105, 110-114)
Upper Colaba	3	3	...	1	6	3	1	14	2	
Middle & Lower Colaba	7	1	17	8	4	4	2	1	1	1	15	2	19	45	9	...	82	14	
Fort, Southern ...	3	1	1	...	1	...	4	10	1	...	7	2	
Fort, Northern ...	5	2	22	8	...	5	3	1	...	5	2	1	...	8	3	10	46	11	1	66	11
Esplanade ...	3	2	79	17	1	1	2	1	3	14	8	12	54	12	5	62	16	
Mandvi ...	3	33	14	...	2	1	1	...	1	9	3	3	25	3	4	72	9	
Chukla ...	5	26	9	1	1	3	1	1	2	7	2	2	24	7	4	35	9	
Umarchadi ...	5	5	58	25	1	3	3	1	...	4	1	2	19	5	14	46	15	9	120	17	
Dongri ...	2	2	34	12	2	...	2	1	...	1	10	1	3	20	8	4	56	8	
Khara Talao ...	3	48	14	2	3	2	1	2	1	10	3	8	24	6	4	64	12	
Kumbharwada ...	4	25	19	1	...	11	1	...	6	1	2	4	2	7	27	4	2	97	37	
Bhuleshwar ...	6	43	22	2	2	2	1	...	4	2	2	22	1	11	54	7	6	114	19	
Market ...	8	4	26	13	1	5	3	1	2	14	4	16	41	13	5	75	32	
Dhobi Talao ...	16	1	49	24	1	5	2	2	...	7	3	8	1	29	2	28	65	19	3	158	29
Fanaswadi ...	6	2	1	31	11	...	3	1	...	1	4	1	5	3	17	7	14	40	10	2	83	34
Khetwadi ...	6	2	2	58	29	...	9	1	5	1	4	1	21	17	21	88	23	9	135	28
Tardeo ...	11	28	15	2	5	3	1	3	1	9	7	6	48	10	8	122	13	
Girgaum ...	10	3	37	15	...	5	3	2	4	3	14	9	15	55	21	9	101	28
Chaupati ...	4	1	13	8	1	6	1	2	1	2	11	5	7	41	7	3	29	6
Walkeahwar ...	3	14	1	1	4	3	2	4	2	17	1	9	39	2	2	36	8
Mahalakshmi ...	8	1	4	38	18	...	8	4	1	...	9	2	2	3	26	8	22	107	25	7	127	25
Mazgaon ...	8	23	22	1	7	1	1	...	2	1	1	...	11	1	14	33	4	4	251	13
Tarwadi ...	4	4	33	12	1	3	6	1	3	1	10	3	11	39	4	3	190	12
1st Nagpada	1	14	10	...	1	1	5	2	3	13	1	1	52	3
2nd Nagpada ...	3	3	674	38	4	3	1	1	...	10	...	2	...	14	1	13	73	9	13	160	25
Kamathipura ...	7	3	60	22	3	10	11	1	...	4	8	4	10	25	7	6	281	21
Byculla ...	33	1	23	92	45	4	9	6	1	1	3	1	7	2	28	1	25	85	17	11	387	37
Parel ...	11	1	6	116	46	4	16	11	1	...	13	6	9	3	52	5	30	81	15	8	220	23
Sewri ...	9	2	19	17	...	6	20	1	...	6	2	5	33	3	...	339	9
Naigaum ...	6	4	60	35	...	4	14	1	2	1	4	9	11	12	50	7	3	207	11
Matunga ...	5	1	...	19	6	...	1	1	4	...	1	3	18	8	17	58	9	5	56	13
Sion ...	2	38	26	5	3	9	1	...	1	...	4	...	11	7	12	59	16	6	398	16
Dadar ...	12	2	5	45	28	1	5	33	2	4	3	3	11	3	16	66	13	6	446	30
Mahim ...	6	6	40	18	2	10	4	...	2	4	3	2	1	18	7	22	61	22	14	116	25
Parbhadevi ...	5	3	45	29	...	9	30	1	...	2	4	2	...	11	2	10	52	13	4	280	21
Worli ...	19	4	48	35	3	9	22	2	...	3	1	4	...	18	1	19	41	5	6	325	26
Chinchpokli ...	9	1	...	1	4	53	35	4	7	46	2	1	3	...	4	5	16	40	11	5	277	19
Love Grove Harbour, Docks etc.	1	1	1	1	8	3
Total ...	258	7	...	9	92	2061	710	49	174	252	21	5	114	53	90	45	511	153	471	1715	372	183	5648	666

SECTIONS AND CAUSES

24	25	26	27	28	29	30	31	32	33	34	35	36													TOTAL
Ulceration of stomach or duodenum (117)	Diarrhoea (119, 120)	Appendicitis (121)	Other Digestive Diseases (115, 116, 118, 122-129)	Nephritis (130-132)	Purpural and Post abortive Sepsis (140, 147)	Other Maternal Causes (141-146, 148-150)	Premature birth (159)	Congenital malformation, birth injury (157, 158, 160, 161)	Suicide (163, 164)	Road traffic accidents (170-171)	Other Violent Causes (165-169, 172-198)	OTHER DEFINED DISEASES													
												A Small-pox (34)	B Plague (3)	C Kala Azar (29)	D Malaria (28A)	E Ague and Remittent fever (28B)	F Relapsing fever (31)	G Fever not Defined (20-2a)	H Cholera (4)	J Dysentery (27)	K Leprosy (23)	L Senility and old age (162)	M All other causes	Still-born.	
...	4	...	2	2	6	6	3	1	10	18	15	85	
...	19	...	10	10	...	2	31	33	...	1	20	3	5	...	60	89	47	515		
...	1	-1	2	3	3	6	13	7	59		
1	21	...	15	9	19	17	1	1	28	1	3	...	3	...	47	82	34	458		
1	35	3	31	18	...	3	33	26	...	1	27	4	...	1	...	1	...	4	...	31	157	57	669		
...	15	1	15	10	...	1	15	24	...	4	16	8	1	...	13	...	36	93	33	436		
...	17	1	6	5	...	2	5	13	7	2	2	...	2	...	31	47	24	284		
1	40	...	25	12	1	4	34	45	...	5	26	13	3	...	2	...	157	224	80	948		
1	23	...	11	3	...	1	26	12	...	1	21	3	4	1	62	115	44	450		
...	21	...	12	5	...	1	16	19	1	3	11	3	32	101	28	438		
1	23	...	12	3	...	3	24	24	19	4	2	...	5	...	53	129	50	553		
...	39	...	25	5	1	1	21	21	...	2	20	1	2	...	10	...	70	131	55	670		
1	28	...	26	3	...	3	26	21	21	7	2	1	5	...	32	82	46	521		
...	42	1	39	22	...	3	32	47	1	3	38	12	3	...	12	...	93	125	64	925		
...	21	...	25	11	...	2	18	18	...	2	12	16	5	...	3	...	47	71	55	527		
1	55	1	29	22	35	36	1	2	37	9	6	...	1	...	80	165	92	940		
...	27	...	12	16	31	43	...	2	22	27	1	1	107	132	60	714		
2	28	...	25	16	...	4	21	31	14	7	10	...	4	1	80	103	51	680		
1	11	1	14	16	...	3	11	10	12	2	5	...	16	48	35	298		
...	17	1	11	12	14	16	...	1	14	1	1	...	2	...	32	50	30	320		
3	31	...	27	25	2	2	40	40	...	2	42	5	1	4	...	99	181	71	953		
1	35	...	17	10	...	1	52	61	1	1	44	18	2	...	3	...	141	179	82	964		
1	20	...	14	8	1	...	38	35	24	27	4	...	78	178	69	769		
...	1	1	9	...	1	1	9	7	9	1	1	46	53	13	246		
1	62	1	40	19	1	3	53	41	5	11	421	3	1	2	...	9	18	104	245	98	2,078
3	69	...	19	2	61	124	25	37	7	...	8	1	195	220	87	1,254		
4	127	1	50	10	...	3	113	131	1	7	65	93	...	1	5	3	11	...	315	470	196	2,229	
5	94	2	41	15	3	5	96	122	1	4	109	24	8	...	6	...	201	421	185	1,834		
1	43	1	21	5	1	2	53	106	...	5	48	27	2	...	1	...	167	231	113	1,185		
3	41	...	26	8	2	2	72	88	...	1	42	14	6	...	4	...	156	248	103	1,154		
2	27	...	20	5	1	2	18	23	...	1	26	7	4	...	1	...	51	80	47	493		
2	101	...	39	20	...	5	72	172	2	2	70	13	...	1	17	...	7	44	191	288	153	1,660	
2	91	...	28	10	2	6	141	213	...	2	70	24	9	...	11	1	245	652	160	2,241		
1	31	...	34	9	1	...	46	71	1	...	37	11	4	...	5	...	148	204	114	986		
1	44	...	31	8	2	2	66	118	...	1	47	18	7	...	3	...	270	351	135	1,492		
...	58	1	27	6	2	6	100	129	1	1	55	24	3	...	5	...	206	438	182	1,653		
1	31	...	19	4	...	3	70	96	...	2	50	32	4	1	7	...	241	331	145	1,435		
...	1	1	7	5	6	13	1	48		
41	1393	16	808	356	21	76	1521	2049	16	68	1,560	502	...	2	4	131	5	169	67	3942	6,758	2,861	33,164
2	25	26	27	28	29	30	31	32	33	34	35	A	B	C	D	E	F	G	H	J	K	L	M		Total.

TABLE 23

INFANT MORTALITY—
BOMBAY BORN AND OUT BORN CHILDREN

	Born in Bombay.		Born out of Bombay.	Deaths under 1 year of age.
	Births Registered.			
	Before death.	After death.		
Total	4,741	2,433	646	7,820
Percentage	60.6	31.1	8.3	100.0

TABLE 24

INFANT DEATHS FROM PRINCIPAL CAUSES BY AGE-GROUPS, EXPRESSED AS PERCENTAGES OF THE TOTAL INFANT DEATHS.

Age-Period.	Small-pox.	Measles.	Malarial fever.	Ague and Remittent Fever and fever not defined.	Diarrhoea and Enteritis.	Dysentery.	Infantile Debility and Malformation including premature births.	Diseases of the Respiratory system.	Convulsions.	Polio-myelitis.	Other causes.	All causes.
Under 7 days.	0.2	1.0	...	86.3	3.7	2.3	...	6.5	100.0
1 to 4 weeks	0.1	0.1	...	0.8	10.7	0.2	66.5	11.9	0.9	...	8.8	100.0
4 weeks to 6 months.	1.9	1.4	...	0.6	14.1	0.5	20.8	46.1	0.7	0.0	13.9	100.0
6 to 12 months	1.9	1.8	...	0.6	10.8	0.8	7.1	50.5	0.1	0.2	26.2	100.0
Total percentage for all ages upto 1 year.	1.0	0.9	...	0.5	8.7	0.3	44.8	28.6	1.1	0.2	13.9	100.0

TABLE 25

INFANT MORTALITY FROM PRINCIPAL CAUSES FROM (1952-57)

Causes of Death.	1952.	1953.	1954.	1955.	1956	Annual Average 1952 to 1956. (a)	1957. (b)	Difference between (a) and (b)
Poliomyelitis	3	7	8	3	5	5	5	+ 0
Small-pox	22	33	160	9	7	46	80	- 34
Measles	14	32	59	14	13	26	68	- 42
Malarial Fever	2	...	1	1	...	- 1
Ague and Remittent Fever and Fever not defined.	81	88	69	52	27	63	38	- 25
Diarrhoea and Enteritis. ...	614	611	659	736	713	667	681	+ 14
Dysentery	45	51	26	29	10	32	28	- 4
Infantile Debility & Malformation including Premature Birth.	4,843	4,439	4,009	3,718	3,543	4,110	3,508	- 602
Diseases of the Respiratory system.	2,549	2,680	2,545	2,232	1,878	2,377	2,241	- 136
Convulsions	221	172	122	139	126	156	84	- 72
All Causes	9,335	9,000	8,534	7,897	7,152	8,384	7,820	- 564

TABLE 26

DEATHS AMONG INFANTS FROM PRINCIPAL CAUSES BY AGE-PERIODS

Age period	Small-pox.	Measles.	Malarial fever.	Ague and Remittent Fever and fever not defined.	Diar-rhoea and Enteritis.	Dysen-tery.	Infantile Debility Malforma-tion and premature birth.	Diseases of Respira-tory system.	Convul-sions.	Polio-myelitis.	Other causes.	All causes.	Percent-age to the total infant deaths.
up to 7 days.	4	25	...	2,064	89	55	...	156	2,393	30.6
1 to 4 weeks ...	1	1	...	10	137	3	850	152	11	...	113	1,278	16.3
4 Total under weeks.	1	1	...	14	162	3	2,914	241	66	...	269	3,671	46.9
4 weeks to 6 months.	42	31	...	13	307	10	454	1,007	15	1	303	2,183	27.9
6 to 12 months	37	36	...	11	212	15	140	993	3	4	515	1,966	25.2
Total ...	80	68	...	38	681	28	3,508	2,241	84	5	1,087	7,820	100.0

TABLE 27.

NEONATAL DEATH RATES.

Years.	Births.	Neonatal Deaths.	Rate.
1946	53,469	4,094	76.5
1947	50,833	3,599	70.8
1948	54,629	3,970	72.7
1949	58,081	4,390	75.6
1940	60,597	4,460	73.6
1951	65,679	4,626	70.4
1952	66,125	4,417	66.8
1953	62,726	4,055	64.6
1954	63,072	3,953	62.7
1955	66,575	4,054	60.9
1956	64,835	3,686	56.2
1957	64,526	3,671	56.9

TABLE 28
INFANT DEATHS AND OTHER DEATHS.

Age-period.	MONTHS.												Total
	Jan.	Feb.	Mar.	April	May	June	July	Aug.	Sept.	Oct.	Nov.	Dec.	
Under 1 year.	613	559	588	648	649	838	750	766	658	611	580	560	7,820
Under and upwards.	2,101	1,942	2,302	2,177	2,177	2,959	1,965	2,121	2,034	1,986	1,733	1,847	25,344

TABLE 29

DEATHS AMONG INFANTS BY CAUSES, MONTHS AND AGES.

Causes of Deaths,	Total.	MONTHS.												AGES.			
		Jan.	Feb.	Mar.	April	May	June	July	Aug.	Sept.	Oct.	Nov.	Dec.	Under 1 week.	1 to 4 weeks.	4 weeks to 6 months.	6 to 12 months.
36 Poliomyelitis ...	5	1	1	1	...	1	1	1	4
28a Malaria
28b Ague and Remittent Fever
34 Small-pox ...	80	5	9	27	20	3	2	2	3	3	2	2	2	1	1	42	37
35 Measles ...	68	3	2	14	23	14	3	...	1	1	1	1	5	...	1	31	36
8 Scarlet Fever
Whooping Cough ...	4	2	...	1	1	1	3
10 Diphtheria ...	19	...	1	2	3	2	...	2	2	2	...	3	2	...	1	3	15
33 Influenza ...	31	1	24	2	2	2	3	2	14	12
4 Cholera
27 Dysentery ...	28	...	3	4	1	5	5	6	1	2	1	...	3	10	15
3 Plague
6 Cerebro-Spinal Fever ...	2	1	1	1	1
13 Tuberculosis of Respiratory system ...	18	...	1	1	2	1	6	2	2	1	2	1	7	10
14-22 Other Tuberculous Diseases ...	106	14	7	10	11	12	9	8	6	6	4	11	8	26	80
30 Syphilis ...	6	1	1	1	...	1	1	1	...	1	1	4	...
70 Rickets ...	209	11	9	15	23	12	27	19	27	31	14	13	8	4	...	36	169
86 Convulsions ...	84	5	5	14	7	5	5	4	6	7	10	11	5	55	11	15	3
106 Bronchitis ...	25	...	1	3	1	1	4	1	5	1	3	2	3	2	6	10	7
107-109 Pneumonia ...	2,188	161	142	143	171	175	306	232	204	166	170	160	158	83	143	983	979
104, 105, 110-114 Other Respiratory Diseases ...	28	1	3	1	2	3	3	3	2	4	4	2	...	4	3	14	7
118-1 Gastritis
119-120 Diarrhoea and Enteritis ...	681	45	28	31	77	65	56	83	75	75	58	55	43	25	137	307	212
157, 158, 160, 161 Congenital Malformation, Injury at Birth ...	1,987	165	156	148	171	159	200	151	201	148	160	158	170	790	624	433	140
159 Premature-Birth ...	1,521	148	148	131	91	97	117	155	153	139	122	113	107	1,274	226	21	...
161a Atelectasis
200a-2 Suffocation Over-Lying
200-2a Fever not defined ...	38	3	2	2	3	6	4	5	3	3	5	1	1	4	10	13	11
Other Causes ...	692	51	41	42	52	89	70	74	67	62	54	44	46	148	108	211	225
Total ...	7,820	613	559	588	648	649	838	750	766	658	611	580	560	2,393	1,278	2,183	1,966

TABLE 30

INFANT MORTALITY BY SECTIONS AND MONTHS

Localities Names of Sections.	MONTHS.												TOTAL.
	Jan.	Feb.	March.	April.	May.	June.	July.	August.	Sept.	Oct.	Nov.	Dec.	
Upper Caba ...	3	2	1	...	2	2	2	1	3	3	1	1	21
Middle and Lower Colaba. ...	6	10	7	10	12	8	16	8	6	13	9	9	114
Fort, Southern	1	—	4	2	3	...	1	2	13
Fort, North ...	7	4	12	6	10	9	5	4	14	5	5	7	88
Eplanade ...	16	15	7	6	8	13	12	9	8	10	6	8	118
Mandvi ...	10	6	5	7	5	7	9	11	9	7	5	10	91
Chakla ...	4	3	6	1	7	8	7	9	3	5	2	3	58
Umakhadi ...	15	18	11	18	12	20	21	21	21	16	14	10	197
Dongri ...	9	4	6	12	10	8	11	9	11	2	5	4	91
Khara Talao ...	4	7	11	16	2	12	11	2	12	3	7	9	96
Kumbharwada ...	8	13	16	9	14	12	13	11	13	9	6	6	130
Bhuleshwar ...	9	5	12	17	6	17	15	16	10	10	6	7	130
Market ...	11	7	4	4	5	13	13	18	6	10	6	4	101
Dhobi Talao ...	11	8	15	19	10	24	8	23	14	12	24	10	178
Fanaswadi ...	5	5	6	9	6	12	9	11	11	12	11	10	107
Khetwadi ...	13	16	11	10	21	17	16	12	17	12	18	11	174
Tardeo ...	16	8	18	11	18	16	10	10	17	22	15	7	168
Girgaum ...	12	4	9	14	16	11	9	17	10	12	10	10	134
Chowpati ...	4	2	2	2	4	5	5	3	5	4	4	...	40
Walkeshwar ...	6	4	2	5	3	2	5	8	4	4	6	3	52
Mahalakshmi ...	7	17	11	9	20	13	14	22	13	17	15	15	173
Mazgaon ...	21	22	20	18	16	25	19	34	30	18	24	16	263
Tarwadi ...	13	25	18	18	13	29	14	26	10	16	23	17	222
1st Nagpada ...	1	4	6	3	5	3	2	3	5	3	1	3	39
2nd Nagpada ...	32	22	22	16	25	20	24	22	24	19	16	14	256
Kamathipura... ..	43	35	24	27	29	33	40	27	39	29	22	33	381
Byculla ...	47	41	49	63	42	88	45	42	57	45	37	31	587
Parel ...	26	32	32	36	30	42	45	49	52	35	29	32	440
Sewri ...	24	19	25	35	29	35	30	36	25	31	34	29	352
Naigaum ...	23	12	27	34	31	30	41	28	26	28	23	25	328
Matunga ...	4	6	3	3	14	5	9	12	5	6	8	7	82
Sion ...	42	42	31	26	48	51	56	50	28	36	37	52	499
Dadar ...	57	49	45	54	43	73	62	72	58	68	52	56	689
Mahim ...	17	25	15	19	14	30	31	9	13	15	22	17	227
Parbhadevi ...	19	14	32	32	40	42	45	35	29	30	31	31	380
Worli ...	34	25	37	38	53	68	42	59	22	25	28	29	460
Chinchpokli ...	31	26	28	41	22	33	30	35	25	19	18	20	328
Love Grove ...	3	2	1	1	2	2	2	13
Harbour, Docks, etc.
TOTAL ...	613	559	588	648	649	838	750	766	658	611	580	560	7,820

TABLE 31

DEATHS IN PUERPERAL STATE.

No.	Specific Cause of Death.	Number of Deaths.
1	Ante-partum Haemorrhage	1
2	Post-partum Haemorrhage	22
3	Toxaemias (Eclampsia, Hyperemesis, Gravidarum, Acute Yellow Atrophy, Albuminuria)	35
4	Puerperal Sepsis (Septaemia, Septicaemia, Phlegmasis, Algodolens, Coli Infection, etc.)	26
5	Embolism	4
6	Shock during or immediately after delivery	9
7	Anaemia of Pregnancy	...
8	Malaria	...
9	Influenza, Pneumonia	...
10	T. B.	...
	Complications of Pregnancy	
11	Heart Disease	...
12	Operative Interference	..
13	Ruptured Uterus	...
14	Breast Disease	...
15	Puerperal Insanity	...
16	Other Causes	...
	Total	97

TABLE 32
CASES OF NOTIFIABLE DISEASES REPORTED, IN 1957

Sections.	2															
	Cholera.	Small-pox.	Plague.	Enteric Fever.	Diphtheria.	Typhus.	Relapsing Fever.	Kala Azar	Puerperal Fever.	Tuberculosis.	Leprosy.	Influenzal Pneumonia	Cerebro Spinal Meningitis.	Scarlet Fever.	Acute Anterior, Polio-myelities.	Total.
Upper Colaba	4	...	1	7	...	2	1	15
Middle and Lower Colaba	9	...	37	38	37	...	2	1	...	3	127
Fort, Southern	32	7	5	44	44
Fort, Northern	14	...	57	54	72	...	1	1	199
Esplanade	27	...	33	25	138	...	1	2	...	5	231
Mandvi	19	...	18	28	56	...	2	2	125
Chakla	13	...	21	65	44	...	1	1	145
Umarkhadi	78	...	78	107	95	...	1	8	367
Dongri	18	...	27	53	1	44	1	4	148
Khara Talao	19	...	29	155	32	5	240
Kumbharwada	17	...	37	37	50	3	144
Bhuleshwar	13	...	33	84	63	4	197
Market ...	1	18	...	67	53	48	...	2	189
Dhobi Talao	31	...	408	75	88	...	2	1	...	6	611
Fanaswadi	33	...	69	35	56	...	1	194
Khetwadi	52	...	39	65	10	...	2	5	173
Tardeo	100	...	48	55	23	1	4	1	232
Girgaum	22	...	62	58	13	1	2	1	...	1	160
Chowpati	5	...	9	32	5	...	3	2	56
Walkeshwar	6	...	12	25	5	...	1	49
Mahalakshmi	27	...	68	104	17	3	219
Mazagon	85	...	79	61	3	29	...	2	6	265
Tarwadi	32	...	32	31	13	...	2	3	113
1st Nagpada	8	...	29	50	1	8	...	1	4	101
2nd Nagpada	38	...	25	51	1	15	2	4	4	140
Kamathipura	127	...	30	36	25	1	3	3	225
Byculla ...	4	334	...	309	585	111	...	5	1	...	14	1,363
Parel	85	...	120	191	1	10	...	5	5	427
Sewri	98	...	33	40	2	1	2	5	181
Naigaum	53	...	63	110	1	2	...	1	2	232
Matunga ...	1	46	...	21	40	1	109
Sion	49	...	22	31	2	17	1	3	125
Dadar	197	...	61	91	45	1	3	3	401
Mahim	58	...	51	119	38	...	1	4	271
Prabhadevi	57	...	72	95	48	...	4	6	282
Worli	79	...	195	104	59	...	2	92	448
Chinchpokli ...	1	130	...	128	96	63	...	3	1	424
Love Grove	10	...	8	10	1	...	1	30
Harbour, Docks, etc.
Total ...	7	2,011	...	2,463	2,896	8	1,380	25	67	7	...	138	9,002
Average of the last 5 years (1952 to 1956)	16	650	4	1,830	2,024	31	1	3,501	6	1	5	...	108	8,253

TABLE 33

RAT DESTRUCTION WORK.

Months.	No. of rats sent to the Haffkine Institute.	No. of rats examined.	
		Alive.	Dead.
January	97,631	3454	4
February	83,531	3069	..
March	89,070	2767	11
April	82,989	2607	5
May	77,087	2367	3
June	69,377	1878	1
July	81,278	2394	1
August	84,344	2672	..
September	76,310	2739	..
October	88,896	2748	1
November	88,395	2882	..
December	90,109	4962	3
Total	10,09,017	34,539	29

No rat was found plague infected.

TABLE 34
SMALL-POX ATTACKS AND DEATHS (1934 TO 1957).

Year	Jan.	Feb.	Mar.	April	May	June	July	Aug.	Sept.	Oct.	Nov.	Dec.	Total	Death rate	Fatality rate	REMARKS.
1934	{ A. 43	{ 48	{ 51	{ 42	{ 29	{ 10	{ 6	{ 5	{ 13	{ 9	{ 5	{ 22	{ 283	} 0.1	} 53.7	Sporadic.
	{ D. 16	{ 22	{ 28	{ 29	{ 13	{ 8	{ 3	{ 4	{ 7	{ 5	{ 3	{ 14	{ 152			
1935	{ A. 127	{ 221	{ 412	{ 465	{ 300	{ 195	{ 112	{ 55	{ 25	{ 12	{ 19	{ 34	{ 1,977	} 1.1	} 63.1	Epidemic from 2-2-1935 to 6-7-35, 5 months and 4 days.
	{ D. 71	{ 118	{ 263	{ 278	{ 203	{ 140	{ 70	{ 40	{ 15	{ 6	{ 11	{ 24	{ 1,148			
1936	{ A. 110	{ 238	{ 308	{ 336	{ 194	{ 101	{ 58	{ 28	{ 17	{ 11	{ 3	{ 7	{ 1,411	} 0.8	} 64.2	Epidemic from 22-2-36 to 6-6-36 3 months and 16 days.
	{ D. 64	{ 139	{ 190	{ 228	{ 131	{ 71	{ 35	{ 21	{ 14	{ 6	{ 3	{ 4	{ 906			
1937	{ A. 29	{ 50	{ 80	{ 152	{ 133	{ 115	{ 90	{ 46	{ 54	{ 34	{ 89	{ 325	{ 1,197	} 0.6	} 57.5	Epidemic from 19-12-37 to 14-5-38 4 months and 26 days.
	{ D. 16	{ 30	{ 62	{ 79	{ 90	{ 81	{ 59	{ 32	{ 24	{ 20	{ 39	{ 156	{ 688			
1938	{ A. 678	{ 965	{ 903	{ 403	{ 167	{ 53	{ 36	{ 13	{ 8	{ 5	{ ...	{ 2	{ 3,233	} 1.6	} 57.6	
	{ D. 356	{ 549	{ 509	{ 248	{ 116	{ 38	{ 30	{ 12	{ 2	{ 1	{ ...	{ 1	{ 1,862			
1939	{ A. 15	{ 20	{ 60	{ 50	{ 48	{ 44	{ 40	{ 29	{ 7	{ 6	{ 12	{ 37	{ 368	} 0.2	} 54.6	Sporadic.
	{ D. 9	{ 15	{ 25	{ 19	{ 25	{ 26	{ 29	{ 19	{ 1	{ 5	{ 8	{ 20	{ 201			
1940	{ A. 115	{ 184	{ 235	{ 390	{ 276	{ 172	{ 95	{ 29	{ 22	{ 32	{ 65	{ 115	{ 1,730	} 0.7	} 48.2	Epidemic from 31-3-1940 to 15-6-40 2 months and 16 days.
	{ D. 43	{ 78	{ 106	{ 182	{ 143	{ 103	{ 61	{ 17	{ 10	{ 18	{ 19	{ 54	{ 834			
1941	{ A. 345	{ 646	{ 581	{ 308	{ 199	{ 108	{ 30	{ 30	{ 14	{ 15	{ 4	{ 35	{ 2,325	} 0.8	} 55.6	Epidemic from 19-1-41 to 17-4-41 3 months and 19 days.
	{ D. 171	{ 317	{ 323	{ 189	{ 140	{ 64	{ 25	{ 24	{ 8	{ 7	{ 10	{ 18	{ 1,293			
1942	{ A. 166	{ 257	{ 603	{ 338	{ 57	{ 14	{ 6	{ 3	{ ...	{ 3	{ 2	{ 5	{ 1,454	} 0.4	} 40.6	Epidemic from 8-3-42 to 18-4-42 1 month and 11 days.
	{ D. 70	{ 141	{ 220	{ 116	{ 33	{ 4	{ 2	{ 2	{ ...	{ ...	{ ...	{ 3	{ 591			
1943	{ A. 28	{ 71	{ 200	{ 169	{ 152	{ 106	{ 90	{ 71	{ 88	{ 70	{ 76	{ 197	{ 1,318	} 0.3	} 39.4	Sporadic.
	{ D. 10	{ 26	{ 73	{ 56	{ 78	{ 48	{ 31	{ 32	{ 42	{ 35	{ 25	{ 63	{ 519			
1944	{ A. 625	{ 1,032	{ 1,194	{ 577	{ 187	{ 62	{ 36	{ 13	{ 3	{ 3	{ 3	{ 6	{ 3,741	} 0.9	} 37.1	Epidemic from 15-1-44 to 29-4-44 3 months and 15 days.
	{ D. 202	{ 411	{ 421	{ 188	{ 103	{ 33	{ 24	{ 3	{ ...	{ ...	{ 2	{ 4	{ 1,391			
1945	{ A. 14	{ 22	{ 58	{ 83	{ 67	{ 60	{ 44	{ 34	{ 31	{ 31	{ 36	{ 123	{ 603	} 0.1	} 38.9	Sporadic.
	{ D. 7	{ 4	{ 11	{ 27	{ 26	{ 33	{ 15	{ 17	{ 9	{ 15	{ 12	{ 50	{ 235			
1946	{ A. 256	{ 556	{ 762	{ 621	{ 174	{ 44	{ 10	{ 1	{ 3	{ ...	{ 3	{ 1	{ 2,431	} 0.6	} 35.2	Sporadic.
	{ D. 124	{ 256	{ 225	{ 193	{ 36	{ 22	{ 2	{ ...	{ ...	{ ...	{ ...	{ ...	{ 858			
1947	{ A. 6	{ 2	{ 2	{ 5	{ 8	{ 6	{ 7	{ 5	{ 5	{ 4	{ 6	{ 6	{ 62	} 0.0	} 29.0	Sporadic.
	{ D. 1	{ ...	{ ...	{ 1	{ 1	{ ...	{ 2	{ 2	{ 2	{ 1	{ 4	{ 4	{ 18			
1948	{ A. 20	{ 43	{ 108	{ 161	{ 82	{ 44	{ 32	{ 14	{ 16	{ 10	{ 9	{ 19	{ 558	} 0.1	} 29.0	Sporadic.
	{ D. 7	{ 10	{ 35	{ 35	{ 22	{ 13	{ 15	{ 9	{ 6	{ 4	{ ...	{ 6	{ 162			
1949	{ A. 52	{ 229	{ 481	{ 621	{ 203	{ 45	{ 36	{ 19	{ 6	{ 9	{ 19	{ 44	{ 1,764	} 0.4	} 31.9	Sporadic.
	{ D. 16	{ 68	{ 184	{ 155	{ 65	{ 31	{ 18	{ 4	{ 2	{ 2	{ 7	{ 11	{ 563			
1950	{ A. 78	{ 145	{ 207	{ 113	{ 78	{ 51	{ 26	{ 19	{ 10	{ 9	{ 17	{ 63	{ 816	} 0.1	} 28.3	Sporadic.
	{ D. 21	{ 26	{ 55	{ 42	{ 32	{ 19	{ 7	{ 4	{ 1	{ 1	{ 4	{ 19	{ 231			
1951	{ A. 97	{ 218	{ 313	{ 231	{ 122	{ 48	{ 20	{ 6	{ 4	{ 6	{ 8	{ 10	{ 1,083	} 0.1	} 30.0	Sporadic.
	{ D. 28	{ 55	{ 84	{ 71	{ 38	{ 19	{ 9	{ 4	{ 1	{ 1	{ 2	{ 2	{ 314			
1952	{ A. 13	{ 46	{ 96	{ 88	{ 58	{ 25	{ 12	{ 3	{ 7	{ 6	{ 6	{ 18	{ 378	} 0.0	} 31.7	Sporadic.
	{ D. 3	{ 11	{ 24	{ 33	{ 21	{ 9	{ 4	{ 2	{ 2	{ ...	{ 1	{ 10	{ 120			
1953	{ A. 39	{ 58	{ 130	{ 117	{ 90	{ 87	{ 62	{ 31	{ 11	{ 13	{ 15	{ 40	{ 693	} 0.0	} 27.3	Sporadic.
	{ D. 13	{ 15	{ 37	{ 28	{ 25	{ 28	{ 16	{ 4	{ 4	{ 2	{ 5	{ 12	{ 189			
1954	{ A. 130	{ 210	{ 684	{ 499	{ 138	{ 73	{ 26	{ 10	{ 12	{ 3	{ 9	{ 22	{ 1,816	} 0.3	} 34.3	Epidemic from 14-3-1954 to 1-5-1954, 1 month and 18 days.
	{ D. 43	{ 123	{ 211	{ 140	{ 53	{ 28	{ 10	{ 1	{ 1	{ 3	{ 3	{ 7	{ 623			
1955	{ A. 31	{ 30	{ 27	{ 16	{ 14	{ 19	{ 12	{ 5	{ 2	{ 2	{ 5	{ 3	{ 166	} 0.0	} 26.5	Sporadic.
	{ D. 10	{ ...	{ 7	{ 6	{ 5	{ 4	{ 5	{ 3	{ ...	{ ...	{ 2	{ 2	{ 44			
1956	{ A. 7	{ 25	{ 24	{ 17	{ 40	{ 33	{ 15	{ 8	{ 10	{ ...	{ 3	{ 16	{ 198	} 0.2	} 25.3	Sporadic.
	{ D. 5	{ 3	{ 9	{ 5	{ 13	{ 3	{ 5	{ 1	{ 2	{ ...	{ ...	{ 4	{ 50			
1957	{ A. 136	{ 303	{ 634	{ 438	{ 156	{ 43	{ 28	{ 47	{ 36	{ 49	{ 30	{ 111	{ 2,011	} 0.2	} 24.9	Epidemic from 24-2-1957 to 23-5-1957 3 months and 2 days.
	{ D. 26	{ 69	{ 167	{ 98	{ 46	{ 19	{ 7	{ 16	{ 10	{ 11	{ 12	{ 21	{ 502			

TABLE 35.
CASES OF ENTERIC FEVER REPORTED IN 1957.

Disease.	MONTHS.												Total.
	Jan.	Feb.	Mar.	April.	May.	June.	July.	Aug.	Sept.	Oct.	Nov.	Dec.	
Enteric Fever	211	128	90	92	142	81	177	225	245	224	298	550	2,463

TABLE 36
PARTICULARS RELATING TO ENTERIC FEVER SINCE (1943-1957.)

	1943	1944	1945	1946	1947	1948	1949	1950	1951	1952	1953	1954	1955	1956	1957
Attacks ...	1,562	1,008	1,329	988	1,664	3,156	3,426	1,338	1,009	1,736	1,567	2,215	1,937	2,097	2,463
Deaths ...	567	459	616	513	686	1,038	1,128	403	262	428	323	232	211	247	258
Fatality rate ...	36.3	45.5	46.3	51.9	41.2	32.8	32.8	30.1	26.0	27.3	18.6	10.5	10.9	11.8	10.4
Death-rate ...	0.4	0.3	0.4	0.3	0.5	0.7	0.7	0.2	0.1	0.2	0.1	0.1	0.1	0.1	0.1
Hospitalisation	1,348	927	1,306	911	1,568	2,971	3,132	1,227	899	956	1,283	2,103	1,881	2,005	2,416
Cases notified by medical practitioners.	214	148	233	77	96	185	385	906	110	611	453	43	56	92	47
Inoculations ...	62,891	84,927	27,879	2,27,296	1,92,304	3,75,991	5,55,717	2,33,155	2,26,890	3,11,859	2,39,333	2,23,903	2,20,319	1,74,327	1,31,051
Attack-rate ...	1.0	0.7	0.9	0.7	1.1	2.1	2.3	0.6	0.4	0.7	0.7	0.9	0.8	0.9	0.1

Table 37

COMPARATIVE TABLE OF DEATHS FROM SOME OF THE PRINCIPAL CAUSES AND BIRTHS

Year.	Births (excluding still-births).		Total Deaths.		Plague.		Small-pox.		Measles.		Cholera.		Influenza.		Enteric Fever.		Malaria.		Ague and Remittent Fever.		Tuberculosis.		Diarrhoea, Enteritis and Dysentery.		Respiratory Diseases.		Maternal Deaths.		Deaths under 1 year.		Deaths of Children (1 to 5 years.)		Still- born.
	No. Regis- tered.	Rate per 1,000.	No. Regis- tered.	Rate per 1,000.	No. Regis- tered.	Rate per 1,000.	No. Regis- tered.	Rate per 1,000.	No. Regis- tered.	Rate per 1,000.	No. Regis- tered.	Rate per 1,000.	No. Regis- tered.	Rate per 1,000.	No. Regis- tered.	Rate per 1,000.	No. Regis- tered.	Rate per 1,000.	No. Regis- tered.	Rate per 1,000.	No. Regis- tered.	Rate per 1,000.	No. Regis- tered.	Rate per 1,000.	No. Regis- tered.	Rate per 1,000.	No. Regis- tered.	Rate per 1,000.	No. Regis- tered.	Per- centage to total deaths.			
1947 ...	50,833	34.1	37,619	25.2	4	0.0	18	0.0	39	0.0	29	0.0	13	0.0	686	0.5	92	0.06	731	0.5	2,125	1.4	1,749	1.2	10,632	7.1	106	2.1	8,471	166.6	6,644	17.7	2,934
1948 ...	54,629	36.7	37,765	25.3	12	0.0	162	0.1	88	0.0	8	0.0	5	0.0	1,038	0.7	118	0.1	500	0.3	2,157	1.4	1,488	1.0	9,958	6.7	91	1.6	9,052	165.7	6,590	17.4	3,164
1949 ...	58,081	39.0	39,935	26.8	2	0.0	563	0.4	182	0.1	1	0.0	4	0.0	1,128	0.8	89	0.1	384	0.2	2,328	1.5	1,617	1.1	10,728	7.2	171	2.9	10,120	174.2	6,945	12.0	3,324
1950 ...	60,597	26.0	34,285	14.7	1	0.0	231	0.2	103	0.0	39	0.0	4	0.0	403	0.2	83	0.0	112	0.0	2,346	1.6	1,143	0.5	9,206	3.9	106	1.7	9,191	151.6	5,744	16.8	3,437
1951 ...	65,679	28.2	33,841	14.5	...	0.0	314	0.1	96	0.0	1	0.0	6	0.0	262	0.1	59	0.0	36	0.0	2,525	1.1	1,156	0.5	8,788	3.8	89	1.3	9,746	148.4	5,646	16.7	3,268
1952 ...	66,125	25.4	34,337	14.8	2	0.0	120	0.0	63	0.0	6	0.0	2	0.0	428	0.2	42	0.0	18	0.0	2,595	1.1	1,345	0.6	8,034	3.4	88	1.3	9,335	141.2	6,043	17.6	3,151
1953 ...	62,726	26.9	33,927	14.6	...	0.0	189	0.1	88	0.0	22	0.0	8	0.0	323	0.1	17	0.0	3	0.0	2,427	1.0	1,524	0.6	7,768	3.3	82	1.3	9,000	143.5	5,926	17.5	2,164
1954 ...	63,072	27.1	32,008	13.7	...	0.0	623	0.3	180	0.1	...	0.0	4	0.0	232	0.1	16	0.0	12	0.0	2,184	0.9	1,601	0.7	7,063	3.0	68	1.1	8,534	135.3	5,766	18.0	2,963
1955 ...	66,575	28.6	28,108	12.1	...	0.0	44	0.0	60	0.0	...	0.0	3	0.0	211	0.1	6	0.0	8	0.0	1,934	0.8	1,423	0.6	5,418	2.3	67	1.0	7,897	118.6	4,117	14.6	2,921
1956 ...	64,835	27.8	27,759	11.9	...	0.0	50	0.0	56	0.0	...	0.0	7	0.0	247	0.1	3	0.0	4	0.0	2,132	0.9	1,452	0.6	5,094	2.2	67	0.99	7,152	110.3	3,721	13.4	2,778
Average of 1947-56	61,315	30.6	33,958	15.6	2	0.0	231	0.1	95	0.0	11	0.0	6	0.0	496	0.2	52	0.0	181	0.1	2,275	1.1	1,450	0.7	8,269	4.1	93	1.5	8,850	145.0	5,714	18.3	3,011
Average of 1952-56	64,667	32.1	31,228	15.7	...	0.0	205	0.1	89	0.0	4	0.0	5	0.0	290	0.1	17	0.0	9	0.0	2,254	1.1	1,469	0.7	6,675	3.3	74	1.2	8,338	130.8	5,114	16.4	2,793
1957 ...	64,526	27.7	33,164	14.2	...	0.0	502	0.2	252	0.1	5	0.0	174	0.1	258	0.1	4	0.0	...	0.0	2,771	1.2	1,562	0.7	6,497	2.8	97	1.5	7,820	121.2	4,898	14.8	2,861

TABLE 38

DIPHTHERIA CASES

Disease	Jan.	Feb.	Mar.	Apr.	May.	June	July.	Aug.	Sept.	Oct.	Nov.	Dec.	Total
Diphtheria	311	249	271	298	278	85	149	161	209	220	312	353	2,896

TABLE 39

TUBERCULOSIS—DEATH-RATES.

Period.	Annual Death-rates.		
	Pulmonary.	Other forms.	All forms.
1947-1956 (Average)	..	0.8	1.1
1952-1956 (Average)	..	0.8	1.1
1953	..	0.7	1.0
1954	..	0.6	0.9
1955	..	0.6	0.8
1956	..	0.6	0.9
1957	..	0.9	1.2

TABLE 40

TUBERCULOSIS DEATHS BY SEX

Year.	Deaths from Pulmonary. T. B.	Deaths from T. B. (other forms).	Total No. of deaths.	Males.	Females.
1956	..	620	2,132	1,397	735
1957	..	710	2,771	1,847	924

TABLE 41

MUNICIPAL VENEREAL DISEASE PROPHYLACTIC CENTRES.

Location.	Attendance.
(1) Anti-Venereal Clinic, 254, Bellasis Road.	17,910
(2) Municipal dispensary, 55, Rajwadar Street.	114
(3) Municipal Dispensary, 259, Sardar Vallabhbhai Patel Road.	626
(4) Municipal Dispensary, 264, Charni Road.	1,231
(5) Municipal Dispensary, 143, Foras Road, tram junction.	2,256
(6) Municipal dispensary, Dharavi.	414
(7) Municipal dispensary, 213, Delisle Road, Lower Parel.	671
(8) Municipal dispensary, 45, B. D. D. chawl, Worli.	610
Total ...	23,832

TABLE 42
MUNICIPAL VENEREAL DISEASE CLINIC : LABORATORY WORK

Wassermann Reaction (at the Haffkine Institute, Parel, Bombay, for this Clinic)	850
Kahn's Test	6,205
VDRL Test	18
Dark Ground searches for Treponema Pallidum	205
Smears for Gonorrhoea	10,952
Miscellaneous (Blood Films and Counts, Spinal Fluid Tests, etc.)	110
Total	18,340

TABLE 43
NON-VENEREAL CASES : ATTENDANCE AT THE VENEREAL DISEASE CLINIC.

	Males.	Females.	Total.
(1) Skin Lesions	205	201	406
(2) Non-Specific Urethritis	151	533	684
(3) Non-Veneral Gynaecological Cases	...	398	398
(4) Marriage Certificates
(5) Fitness Certificate
(6) Others	149	342	491
Total	505	1,474	1,979

TABLE 44
SUMMARY OF CASES TREATED AT THE VENEREAL DISEASE CLINIC

Year.	Syphilis.	Non-syphilitic Sores.	Gonorrhoea.	Total V. D.	Other than V. D.	No. of patients who ceased attendance before the diagnosis was completed.	Total new cases.	Cases for prophylaxis.	V. D. cases carried over from the previous year.	(Total) attendance.
1	2	3	4	5	6	7	8	9	10	11
1953	7,574	5,294	5,258	18,126	1,895	736	20,107	14,415	650	1,69,195
1954	7,173	5,377	5,731	18,281	2,167	831	20,543	15,964	736	1,70,378
1955	6,932	4,883	5,654	17,469	1,903	755	19,455	17,252	672	1,79,809
1956	7,552	5,089	5,713	18,354	2,043	788	20,483	17,209	702	2,28,690
1957	6,840	5,890	5,906	18,636	1,979	859	20,853	17,910	621	2,30,582

TABLE 45

DAILY AVERAGE ATTENDANCE AT THE V. D. CLINIC IN 1957.

New Patients	Males ...	59.4	Total	72.9	Total for Dia- gnosis and Treatment.	Total Daily At- tendance.
	Females...	13.5				
Old patients	Males ...	543.7	Total	743.6	816.5	865.6
	Females...	199.9				
Prophylaxis	Day ...	15.4	Total	49.1	Total for Pro- phylaxis. 49.1	865.6
	Night ...	33.7				
Year :	1953	1954	1955	1956	1957	
Daily average attendance :	618.9	625.2	661.0	776.2	865.6	

TABLE 46

CLASSIFICATION OF THE VENEREAL CASES TREATED DURING 1957 AT THE V. D. CLINIC.

I. SYPHILIS				Males.	Females.	Total
(1)	"Primary"	2,731	436	3,167
(2)	"Secondary"	2,416	404	2,820
(3)	"Late"	130	680	810
(4)	"Congenital"	43	43
Total				5,277	1,563	6,840
II GONORRHOEA						
(1)	Acute and Sub-Acute	2,580	403	2,983
(2)	Chronic	2,648	275	2,923
Total				5,228	678	5,906
III Non-Syphilitic Sores				5,811	79	5,890
GRAND TOTAL				16,316	2,320	18,636

TABLE 47

LEPROSY

(1) No. of new cases treated at the Home during the year 1957	...	3,104
(2) No. of patients ceased attending but persuaded to resume treatment	...	93
(3) No. of contacts examined at the homes of patients	...	1,044
(4) No. of contacts brought to the Clinic for examination	...	220
(5) No. of leprosy cases discovered by examination of contacts	...	54
(6) No. of first visits to the homes of patients	...	475
(7) No. of subsequent visits	...	3,863
(8) No. of talks on leprosy given	...	452
(9) No. of homes where isolation was secured	...	2
(10) No. of dropped cases visited	...	693
(11) No. of cases detected during rounds	...	22
(12) Daily average attendance at the Clinic during the year	...	236.4
(13) No. of Health Visitors working at the Home during the year	...	12
(14) No. of Health Visitors appointed by the Municipality	...	6

TABLE 48.

WORK DONE AT THE 5 LEPROSY CLINICS STARTED UNDER THE GREATER BOMBAY LEPROSY CONTROL SCHEME
FROM 1-1-1957 TO 31-12-1957.

(1) No. of patients registered		
	New	... 749
	old cases of the Acworth Leprosy Home.	... 433
(2) No. of individual attending the clinics		... 1,182
(3) Work done by the Health Visitors :—		
(a) No. of dropped cases visited		... 1,706
(b) No. of cases in (a) above who have resumed treatment		... 253
(c) No. of first visits to the homes of the patients		... 827
(d) No. of subsequent visits to the homes of the patients		... 3,995
(e) No. of contacts examined at the homes		... 1,973
(f) No. of leprosy cases detected at the homes		... 43
(g) No. of contacts brought to the clinic for examinations		... 292
(h) No. of leprosy cases detected by examination of contacts at the clinics		... 22

TABLE 53

WELLS AND THEIR CONDITION ON 1ST JANUARY 1958.

Ward.	Total No. of wells.	No. of wells open or partially open.			No. of wells hermetically concrete covered with or without pump.		
		Open.	T. D.	Total	With pump.	Without pump.	Total
A ...	360	24	4	28	26	306	332
B ...	93	11	7	18	13	62	75
C ...	664	63	83	146	176	342	518
D ...	432	22	67	89	86	257	343
E ...	150	12	7	19	44	87	131
F ...	133	40	9	49	35	49	84
G ...	246	91	8	99	67	80	147
F Mills	8	1	...	1	1	6	7
G Mills	28	4	24	28
Total ...	2,114	264	185	449	452	1,213	1,665

TABLE 54

TREATMENT OF STORM WATER ENTRANCES

Ward.	No. of Storm water entrances.	No. of occasions they were treated.
A ...	3,836	1,22,752
B ...	2,423	94,825
C ...	2,073	66,536
D ...	3,075	67,558
E ...	5,350	1,53,642
F ...	5,641	1,75,503
G ...	3,842	1,67,322
Total	26,240	8,48,138

TABLE 55

TIFA FOGGING WORK.

Month	Tifa work done Hrs.	PETROL		INSECTICIDE USED.		No. of houses fogged.	No. of lanes by-lanes and roads fogged.
		Tifa gallons.	Truck gallons.	Gallons.	Name of the insecticide		
January	126	28	47	167	Tifa. Solution.	1020	30
February	90	36	18	162	Do	650	36
March	122	22	30	145	Do	972	72
April	145	40	36	210	Do.	1625	95
May	120	40	39	205	Do	1140	19
June	125	24	30	150	Do.	950	12
July	135	30	39	190	Do	1630	25
August	115	36	38	160	Do.	1065	39
September	102	40	27	250	Do	1205	32
October	150	36	46	240	Do.	1206	22
November	140	24	40	230	Do.	1070	24
December	160	32	...	210	Do.	1442	23

TABLE 56

LARVICIDES USED

Name of the Article.	Quantity.	Cost.
		Rs. nP.
Malarial 'B'	11,570 gallons	13,305 50
D.D.T. Emulsion 25% Concentrate.	3,110 do.	21,179 10
B.H.C. Emulsion 10% G.I. Concentrate.	300 do.	4,050 00

1 gallon of D.D.T. Emulsion 25% Concentrate or B.H.C. Emulsions 25% G. I. is capable of being increased to 25 to 40 gallons by adding water.

TABLE 57

INFECTIOUS DISEASES, DISINFECTIONS.

Diseases	Cases. Notified	Cases removed to Hospitals.	Houses vacated.	Rooms disinfected.	Articles sterilized.
1 Plague
2 Small-pox	...	2011	224	...	1,977
3 Measles	3	...	276
4 Chicken-pox	26	...	490
5 Typhoid fever	...	2,463	2	...	2,542
6 Influenzal pneumonia	...	67	98
7 Cholera	...	7	3
8 Diarrhoea & Vomiting	1	...	246
9 Mumps	76
10 Leprosy	...	25	2
11 Tuberculosis	...	1,380	1,167
12 Cerebro-Spinal fever	...	7	5
13 Dead Rats
14 Poliomyelitis	...	138	133
15 Malaria
16 Diphtheria	...	2,896	2,447
17 Puerperal Fever
18 Typhus	...	8	4
19 Whooping Cough	44
20 Other Causes	3	...	730
Total	...	9,002	259	...	10,240
					2,804

TABLE 58
DISINFECTION WORK.

Name of Disinfectant.	QUANTITIES OF DISINFECTANTS USED.			COST OF DISINFECTANTS USED.		
		For	Total.	For	Total.	
		dwelling and rooms.		other places such as house- gullies, drains, privies, etc.		
				Rs. nP.	Rs. nP.	Rs. nP.
(1) Formaline	... Lbs.	816	816	631.85	...	631.85
(2) Lysol	... Gallons.	66	66	297.00	...	297.00
(3) Disinfectant Fluid	... Gallons.	110	1,354	1014.38	5598.00	6612.38
(4) Kerosene	... Tins	122	1,320	1050.38	1036.20	2086.58
		192 Gallns.	1,512 Gallns.			
(5) Tropical Chloride of Lime	... Cwts	1	734½	17.94	20199.00	20,216.94
(6) D. D. T. Technical	... Lbs.	...	4,455	...	10451.84	10451.84
(7) D. D. T. 5% Solution with kerosene 'A' Grade	... Gallons.	...	467	...	4675.44	4675.44
(8) do. 'B' Grade	... Gallons.	...	726	...	3405.94	3405.94
(9) Malarial 'B'	... Gallons.	...	11,570	...	13305.50	13305.50
(10) D. D. T. 25% Emulsion	... Gallons.	...	3,110	...	21179.10	21179.10
(11) B. H. C. 50% W D. Powder	... Tons.	...	13	...	20475.00	20475.00
(12) B. H. C. 10% Emulsion	... Gallons.	...	300	...	4050.00	4050.00
(13) Hydrochloric Acid	... Lbs.	...	312	...	66.00	66.00
(14) Izol Powder	... Bags.	...	696	...	9744.00	9744.00
		...	Total	3011.55	114186.02	117197.57

TABLE 59.

MATERNITY AND CHILD WELFARE WORK.

(1) Number of confinements attended to at homes by the Health Visitors of the District...	2
(2) Visits by the Health Visitors :—	37,503
Ante-natal	4,079
Natal	1,199
Post-natal	12,351
Infants and Pre-school-age Children	19,874
(3) Number of cases visited by the Medical Officers	2,910
(4) Number of cases registered in the Clinics :—	27,154
Ante-natal	12,915
Post-natal	4,712
Infant	6,509
Pre-school	2,524
Others	494
(5) Total number of confinements in the Maternity Homes	9,277
(6) Number of cases not registered at the Ante-natal Clinics but confined in the maternity homea.	365
(7) Number of cases admitted	10,776
(8) Number of beds	129
(9) Total number of patients whose blood was taken for Kahn-test	770
(10) Total number of patients to whom aid was given	236
(11) Total number of visits by the Health Visitors for family planning clinics	11,504
(12) Total attendance at the family planning clinics :—	8,655
New	1,979
Old	6,676
(13) Total number of women given appliances free	6,980
(14) Total number of new-born babies B.C.G. Vaccinated	4,766
(15) Total number of women given milk under Milk distribution scheme	1,220
(16) Number of children (infants and pre-school-age) immunized against Diphtheria :—	
First doze	1,644
Second doze	891
(17) No. of cases sent to Nair Hospital for post-Mortem	Nil

TABLE 60

Attendance at all the Municipal General Dispensaries and Mobile Unit in the City during the year 1957.

Description of diseases	January.	February.	March.	April.	May.	June.	July.	August.	September.	October.	November.	December.	Total.
Measles ...	1	1	1	1	1	5
Whooping Cough ...	5	5	12	9	5	3	4	7	3	1	10	8	72
Dengue
Influenza ...	12	22	13	16	5,409	35,450	215	83	85	33	20	22	41,380
Dysentery ...	991	790	866	976	936	359	738	939	1,178	943	665	681	10,062
Diarrhoea ...	3,792	2,810	3,096	3,233	3,024	1,568	3,503	3,602	3,261	2,926	2,976	2,991	36,782
Malarial Fever
Flarial infection
Fever not defined ...	5,461	4,793	5,841	5,787	9,835	15,817	6,782	6,300	6,864	6,381	6,594	6,786	87,241
Bronchitis and Asthma ...	1,218	980	1,111	935	1,169	693	1,195	1,174	1,122	1,003	919	854	12,373
Pneumonia ...	69	56	67	83	53	236	71	62	47	62	47	40	893
Diseases of the teeth ...	1,097	1,009	1,129	1,048	1,093	535	1,081	1,033	1,147	1,080	1,125	1,080	12,457
Ophthalmia ...	1,131	1,044	1,053	1,068	1,041	567	1,104	980	1,069	965	903	1,071	11,996
Corneal Ulcer ...	2	4	6	2	14	17	6	5	3	2	61
Ringworm ...	616	592	647	622	626	305	690	762	765	695	724	656	7,700
Scabies ...	1,249	1,038	1,180	1,042	917	568	1,243	1,116	1,344	1,267	1,345	1,303	13,612
Round Worms ...	927	729	835	775	812	395	879	836	934	966	901	998	9,987
All other diseases and injuries	17,470	13,120	16,639	18,512	19,116	13,808	23,198	18,031	19,640	18,669	19,678	18,700	2,16,581
Total new cases ...	34,041	26,993	32,496	34,109	44,050	70,304	40,703	34,942	37,465	34,997	35,910	35,192	4,61,202
Total Attendance ...	1,66,219	1,45,479	1,68,888	1,60,730	1,87,018	2,32,700	1,77,669	1,67,180	1,83,844	1,69,069	1,88,841	1,92,106	21,39,743

TABLE 61

ATTENDANCE AT THE MUNICIPAL EYE DISPENSARY AND HOSPITAL.

Year.	New patients.	Old patients.	Total.
1947	5,960	37,229	43,189
1948	9,929	62,402	72,331
1949	10,266	63,194	73,460
1950	9,760	63,456	73,216
1951	10,916	72,434	83,350
1952	11,704	72,726	84,430
1953	12,128	75,205	87,333
1954	11,583	71,530	83,113
1955	12,542	75,334	87,876
1956	11,675	75,281	86,956
1957	11,921	71,512	83,433

TABLE 62

POOR BOX CHARITY FUND.

STATEMENT OF ACCOUNT FOR THE YEAR 1957-58.

Receipts.	Amount.	Disbursements.	Amount.
	Rs. nP.		Rs. nP.
To Balance in hand on 31-3-1957—		By Blood Transfusion charges	... 8,190.00
To Balance with the Central Bank of India, Ltd.	18,239.22	By Spects to patients	... 113.32
Collection from outdoor and Ward Box	... 17,184.80	By Establishment charges	... 804.00
To Donations	... 1,137.00	By Miscellaneous expenses	... 1,794.63
To Interest allowed by the Bank on current account	55.00	By Cash in Central Bank of India, Ltd., on 31-3-1958.	30,431.12
To Collection on account of medical certificates...	1,270.00		
To Miscellaneous receipts	... 65.02		
To Amount accrued on securities by way of interest from time to time.	3,382.03		
Total	... 41,333.07	Total	... 41,333.07

BALANCE SHEET AS ON 31ST MARCH 1958.

Liabilities.	Rs. nP.	Assets.	Rs. nP.
Fund Account Balance as on 31-3-1957	... 17,756.03	Cash in hand on 31st March 1958	... Nil
Fund Account Balance with the Arthur Road Hospital	150.00	Balance with the Central Bank of India, Ltd.	30,431.12
Fund Account Balance with the Haffkine Institute	10.00	Balance Account with—	
<i>Deposit Account—</i>		(1) Medical Superintendent, City Fever Hospital, Arthur Road	150
Nurses Welfare Fund, Arthur Road Hospital	... 377.00	(2) Director, Haffkine Institute	10
Servants' Welfare Fund	... 106.19		160.00
Government Securities (of the face value of Rs. 1,02,800)	1,02,327.65	Investment (At cost)—	
<i>Add:—</i>		(1) Government Securities at cost (of the face value of Rs. 67,300).	67,476.40
Excess over expenditure during 1957-58	... 12,191.90	(2) 4 per cent. Bombay Municipal Debentures of 1952-64 (of the face value of Rs. 25,500).	24,926.25
		(3) 4 per cent. Bombay Municipal Debentures of 1963 (of the face value of Rs. 10,000).	9,925.00
Total	1,32,918.77	Total	1,32,918.77

TABLE 63

Admission, deaths and average number of patients during the year 1957, at the City Fever Hospital, Arthur Road.

Months.	Small-pox.	Chicken-pox.	Measles.	Mumps.	Diphtheria	C. S. Fever.	Influenza.	Whooping Cough.	Enteric Fever.	B.—Dysentery.	A.—Dysentery.	Cholera.	Plague.	Erysipelas.	Anterior Polio-myelitis.	Typhus Fever.	Infective Hepatitis	Other Diseases.	Total.	Discharged.	Deaths.	Daily Average No. of Patients.
January	174	106	22	8	401	...	2	1	251	2	1	2	1	20	412	1,403	1,344	59	562
February	408	123	33	15	395	1	1	5	168	4	...	2	1	23	295	1,474	1,385	89	591
March	655	266	40	10	442	...	3	10	78	9	1	...	12	420	1,946	1,795	151	706
April	358	117	38	10	318	2	135	1	2	6	449	1,436	1,319	117	582
May	143	39	37	10	204	...	1,929	9	135	3	4	...	15	478	3,006	2,926	80	527
June	41	4	32	2	135	...	3,177	7	94	1	...	8	411	3,912	3,715	197	559
July	44	9	15	6	187	...	136	3	265	1	...	2	13	...	19	737	1,437	1,375	62	417
August	38	5	12	6	210	...	248	1	277	6	...	2	9	...	38	811	1,663	1,602	61	527
September	37	11	19	5	275	...	196	3	303	9	13	1	25	660	1,557	1,486	71	516
October	52	8	41	9	319	...	80	3	296	8	12	...	14	655	1,497	1,427	70	496
November	33	19	74	15	443	1	106	2	458	1	7	...	24	738	1,921	1,842	79	592
December	150	32	103	8	415	...	61	6	588	2	6	...	22	884	2,277	2,201	76	783
Total	2,133	739	466	104	3,744	2	5,939	52	3,048	46	1	6	68	5	226	6,950	23,529	22,417	1,112	572

TABLE 64

Admissions from 1954 to 1957 at the City Fever Hospital.

Year.	Small-pox.	Chicken-pox.	Measles.	Mumps.	Diphtheria.	C.S. Fever.	Influenza.	Whooping Cough.	Erysipelas.	Enteric Fever.	B. Dysentery.	A. Dysentery.	Cholera.	Plague.	Typhus Fever.	Anterior Polio-myelitis.	Infective Hepatitis.	Other diseases.	Total.	Deaths.	Discharged.	Daily Average No. of patients.
1954	1,444	1,734	361	206	2,588	4	21	96	...	2,387	45	4	1	...	30	73	...	3,310	12,304	673	11,631	453
1955	169	711	396	392	3,565	...	49	111	1	2,191	78	3	23	23	...	4,604	12,316	482	11,834	428
1956	227	1,047	369	345	3,418	...	28	87	1	2,492	25	2	9	64	258	6,059	14,431	529	13,902	462
1957	2,133	739	466	104	3,744	2	5,939	52	...	3,048	46	1	6	...	5	68	226	6,950	23,529	1,112	22,417	572

TABLE 65

Particulars regarding the patients treated at the City Fever Hospital.

Particulars.	Small-pox.	Chicken-pox.	Measles.	Mumps.	Diphtheria.	C.S. Fever.	Influenza.	Whooping Cough.	B. Dysentery.	A. Dysentery.	Enteric Fever.	Typhus fever.	Cholera.	Plague.	Erysipelas.	Anterior Polio-myelitis.	Infective Hepatitis.	Other diseases.	Total.
Patients remaining on 31st December 1956	21	16	4	3	146	3	143	3	15	154	508
Patients admitted from 1st January 1957 to 31st December 1957	2,133	739	466	104	3,744	2	5,939	52	46	1	3,048	5	6	68	226	6,950	23,529
Total treated	2,154	755	470	107	3,890	2	5,939	55	46	1	3,191	8	6	68	241	7,104	24,037
Discharged	1,680	729	429	103	3,660	2	5,871	49	46	1	2,736	8	2	52	223	6,516	22,113
Died	399	7	26	1	99	...	68	2	185	...	4	13	9	305	1,112
Case Mortality rate	18.7%	0.9%	5.5%	0.96%	2.6%	...	1.0%	3.8%	6.0%	...	66.6%	19%	3.9%	4.38%	4.7%
Patients remaining on 31st December 1957.	75	19	15	3	131	4	270	3	9	283	812
Maximum No. of patients treated on one day.							1273	on 1st	June	1957.									

TABLE 66
BED ACCOMMODATION AT THE ARTHUR ROAD HOSPITAL.
Small-pox Unit

Wards.	No. of beds.	REMARKS.
Wd. Nos. 1, 2 and 3 with 19 beds each	57	These wards are being renovated and hence can be used as regular accommodation.
Wd. Nos. 4, 5 and 6 with 25 beds each	...	They are given in charge of the Dean (T) for housing the Anatomy Deptt. When their own arrangements are completed they will be handed over back to us.
Wd. No. 7 with 14 beds	... 14	
Total accommodation available	... 71	(I)
Nos. 14, 16 with 36 beds each	... 72	
Semi-permanent ward No. 17 and 18 constructed during the Small-pox epidemic in 1944 accommodating 50 beds each	... 100	
	172	Accommodation available for normal use in Small-pox Section.
Ward No. 8 with 14 beds (Yellow Fever Unit).	14	(II)
	186	

The General Unit for infectious diseases other than small-pox consists of:—

Ward Nos. 9, 10, 11 and 12 with 14 beds each.	42	Ward No. 10 is used for X-Ray Units, Electric sterilizer and proposed Laboratory.
Ward Nos. 13 and 15 with 36 beds each.	72	
	114	Total accommodation for non-Smallpox diseases. (III)

Grand Total	I	...	71	
	II	...	186	
	III	...	114	
			371	
plus	...	50 beds in Wd. Nos. 4, 5, and Lecture Hall when available from Dean (T).		
			421	

TABLE 67

DETAILS OF SMALL-POX CASES AND DEATHS DURING THE YEAR 1957.

Classification	Admissions	Deaths	Recovered	Case Mortality rate	
(1) Haemorrhage	...	84	83	1	93.7%
(2) Confluent	...	265	153	112	58.7%
(3) Semi-confluent	...	504	111	393	21.9%
(4) Discrete	...	1280	52	1228	3.9%
Total	...	2133	399	1734	18.7%

TABLE 68

SMALL-POX CASES TREATED IN THE CITY FEVER HOSPITAL, ARTHUR ROAD DURING THE YEAR 1957.
(AGE GROUPS)

Ages.	Vaccinated admissions.				Unvaccinated admissions.			
	Total.	Cured.	Deaths.	Mortality %	Total.	Cured.	Deaths.	Mortality %
0-6 months ...	13	10	3	23%	49	19	30	61%
7 mon.—1 year ...	17	14	3	18%	46	28	18	39%
2 years ...	31	24	7	23%	70	42	28	40%
3 years ...	25	23	2	8%	51	42	9	17.5%
4 years ...	16	14	2	13%	30	21	9	30%
5 years ...	11	8	3	27%	32	21	11	34.4%
6-10 years ...	49	45	4	8%	94	77	17	18%
11-15 years ...	59	56	3	5%	52	41	11	21%
16-20 years ...	259	247	12	4.7%	223	172	51	23%
21-25 years ...	371	335	36	9.7%	237	171	66	28%
26-30 years ...	150	136	14	9.3%	94	69	25	26.5%
31-35 years ...	45	37	8	17.7%	28	20	8	28.3%
36-40 years ...	23	20	3	13%	13	7	6	46%
41-50 years ...	15	14	1	6.6%	13	10	3	23%
51-60 years ...	8	5	3	37.5%	5	3	2	40%
61 & above ...	3	3	1	1
Grand Total ...	1095	991	104	9.4%	1038	744	294	28%

TABLE 69

CASES OF SMALL-POX ADMITTED IN THE CITY FEVER HOSPITAL, ARTHUR ROAD,
AND CASE FATALITY RATE FROM 1944 TO 1957.

Year	Admissions	Deaths	Recovered	Case fatality rate	Case fatality rate excluding moribund cases which died in 48 hours.
1944 ...	3,233	896	2,337	27.7%	26.3%
1945 ...	568	153	415	26.9%	22.2%
1946 ...	2,336	757	1,579	32.41%	24.2%
1947 ...	65	17	48	26.1%	18.5%
1948 ...	531	130	401	24.4%	19.2%
1949 ...	1,695	446	1,249	26.3%	19.5%
1950 ...	815	203	612	24.9%	17.3%
1951 ...	1,276	282	994	22.1%	14.8%
1952 ...	394	97	297	24.6%	8.1%
1953 ...	730	152	578	20.8%	13.1%
1954 ...	1,444	236	1,208	16.3%	10.6%
1955 ...	169	37	132	22.5%	13.6%
1956 ...	227	52	175	22.9%	16.7%
1957 ...	2,133	399	1,734	18.7%	12.1%

TABLE 70

DIPHTHERIA ADMISSIONS, ETC., IN THE CITY FEVER HOSPITAL, ARTHUR ROAD,
AND CASE FATALITY RATE FROM 1944 TO 1957.

Year	Admissions	Deaths	Recovered	Case fatality rate	Case fatality rate excluding moribund cases which died in 48 hours
1944	400	70	330	17.5%	8.3%
1945	670	97	573	14.4%	2.3%
1946	442	86	356	19.45%	4.1%
1947	369	61	308	16.5%	3.2%
1948	418	93	325	22.2%	3.1%
1949	389	90	299	23.1%	2.5%
1950	384	70	314	18.2%	1.8%
1951	569	91	478	15.9%	3.3%
1952	756	100	656	13.2%	2.4%
1953	1470	111	1359	7.5%	1.5%
1954	2588	150	2438	5.8%	1.2%
1955	3565	182	3363	5.1%	1.3%
1956	3418	128	3290	3.8%	1.2%
1957	3,744	99	3,645	2.6%	0.7%

TABLE 71

INCIDENCE BY LOCALITY OF DIPHTHERIA AND ENTERIC FEVER CASES ADMITTED
IN THE ARTHUR ROAD HOSPITAL, DURING THE YEAR 1957.

Locality.	Fort	Kal- badevi Dhobi Talao	Gir- gaum	Bhendri Bazar	Don- gri	Moz- gaon	Bycu- lla	Tar- deo	Worli	Parel, Lalb- aug & Sewri	Dadar	Matunga, Mahim & Sion	BOMBAY				SUBURBS.				Im- por- ted	Total
													H	K	L-M	N	P	T	R			
Diphtheria.																						
Cured	118	185	271	338	126	98	461	114	97	468	306	238	171	145	174	38	104	10	31	152	3645	
Died	5	4	6	3	5	1	17	4	3	11	8	7	1	5	8	1	1	2	1	6	99	
Total	123	189	277	341	131	99	478	118	100	479	314	245	172	150	182	39	105	12	32	158	3744	
Enteric Fever.																						
Cured	150	504	193	117	68	78	289	99	182	321	169	185	85	124	98	77	70	7	12	35	2863	
Died	12	10	14	6	2	8	24	1	15	22	7	6	11	12	14	9	7	...	1	4	185	
Total	162	514	207	123	70	86	313	100	197	343	176	191	96	136	112	86	77	7	13	39	3048	

TABLE 72

INCIDENCE BY AGE OF DIPHTHERIA CASES ADMITTED IN THE CITY FEVER HOSPITAL,
DURING THE YEAR 1957.

Age in Year	0— 1		2— 5		6— 10		11— & onwards.		Total.	
	Cured	Died	C.	D.	C.	D.	C.	D.	C.	D.
Male ...	97	17	637	22	479	3	649	...	1862	42
Female ...	79	24	521	24	485	2	698	7	1783	57
Total ...	176	41	1158	46	964	5	1347	7	3645	99

TABLE 73.

SUMMARY OF DIPHTHERIA CASES ADMITTED AND TREATED DURING THE YEAR 1957.

Variety.	Admissions.	Deaths.	Case fatality rate.	Case fatality rate excluding moribund cases.
(1) Tonsillar	...	2,867	12	0.4%
(2) Laryngeal	...	201	34	16.8%
(3) Nasal	...	261
(4) Pharynx	...	27	1	3.7%
(5) Tongue	...	7
(6) Lips	...	5
(7) Palate	...	2
(8) Tonsillar, Laryngeal	...	245	44	17.9%
(9) Laryngeal, Pharyngeal	...	21	2	9.5%
(10) Laryngeal, Tongue	...	2
(11) Tonsillar-pharyngeal-nasal	...	1
(12) Conjunctival	...	1
(13) Tonsillar, Vulval	...	3
(14) Tonsillar, Pharyngeal	...	24	3	12.5%
(15) Tonsillar, Pharyngeal, laryngeal	...	5	1	20.0%
(16) Lips, Cheeks, Tonsillar	...	1	1	100.0%
(17) Tonsillar, Conjunctival	...	1
(18) Tonsillar, Nasal	...	26	1	3.8%
(19) Tonsillar, Tongue	...	9
(20) No Patch	...	35

TABLE 74

SYMPTOMS AND COMPLICATIONS IN THE CASES OF ENTERIC FEVER, ADMITTED IN THE
CITY FEVER HOSPITAL, ARTHUR ROAD, DURING THE YEAR 1957.

Symptoms and complications	No. of cases of Enteric Fever.	Percentage of the total number of Enteric Fever cases admitted.	No. of cases recovered.	No. of cases died.	Fatality rate.	
Toxaemia	...	476	15.6%	353	123	25.8%
Broncho-Pneumonia	...	117	3.8%	109	8	6.7%
Meningismus	...	62	2.0%	46	16	23.5%
Perforation	...	16	0.5%	16
Parotitis	...	8	0.2%	8
Relapse	...	79	2.5%	78	1	1.2%
Dehydration	...	263	8.5%	243	20	7.5%
Haemorrhage	...	76	2.4%	56	20	26.0%
Peripheral failure	...	75	2.4%	8	67	89.3%

TABLE 75

ENTERIC FEVER: CASE AND FATALITY RATE. 1944 TO 1957.

Year.	Admissions.	Deaths.	Recovered.	Case fatality rate.	Case fatality rate excluding moribund cases.
1944	624	149	475	23.8%	22.2%
1945	1,186	229	957	19.3%	17.6%
1946	790	149	641	18.9%	13.9%
1947	1,464	251	1,213	17.1%	13.8%
1948	2,486	440	2,046	17.6%	11.8%
1949	3,065	455	2,610	14.8%	11.2%
1950	1,208	197	1,011	16.3%	12.2%
1951	1,153	128	1,025	11.1%	8.0%
1952	1,554	250	1,304	16.0%	12.2%
1953	2056	205	1,851	10.0%	7.2%
1954	2387	143	2,244	5.9%	3.3%
1955	2191	122	2,069	5.6%	3.4%
1956	2492	158	2,334	6.3%	3.9%
1957	3048	185	2,863	6.0%	3.9%

TABLE 76

INCIDENCE BY AGE OF ENTERIC FEVER CASES ADMITTED IN THE CITY FEVER HOSPITAL, ARTHUR ROAD, DURING THE YEAR 1957.

Age in year.	0 — 10		11 — 20		21 — 30		31 — 40		41 — 50		51 & above		Total.	
	Cured	Died	C.	D.	C.	D.	C.	D.	C.	D.	C.	D.	C.	D.
Male	160	10	665	26	1,055	57	281	15	68	7	26	5	2,255	120
Female	126	11	218	14	188	23	45	9	20	8	11	...	603	65
Total	286	21	883	40	1,243	80	326	24	88	15	37	5	2,863	185

TABLE 77

MATERIALS EXAMINED AT THE CLINICAL LABORATORY AT THE ARTHUR ROAD HOSPITAL DURING THE YEAR 1957.

(A) Investigations—	
(1) Pathological—	
(i) Routine examination of urine	291
(ii) Examination of Blood—	
(1) Cytological examination... ..	2,108
(2) Grouping and matching of blood for transfusion	481
(iii) Examination of Faeces	155
(iv) Examination of sputa	148
(v) Examination of puncture fluid:—	
(1) Cerebro-Spinal-Fluid	703
(2) Bacteriological—	
(i) Blood—	
(a) Whole blood culture	68
(b) Clot culture	1,773
(c) Serological examination:—	
(1) Widal Reaction	7,592
(2) Kahn Test	155
(3) Napier Aldehyde test	2
(4) Weil Felix	243
(5) Bleeding and clotting time	1
(6) Sedimentation rate... ..	177
(ii) Puncture fluid—cultural examination:—	
(1) Cerebro-Spinal-Fluid	2
(iii) Cultural examination of:—	
(1) Throat swab	4,533
(2) Nasal swab	310
(3) Tongue swab	10
(4) Vulval swab	1
(5) Lip swab	6
(6) Cheek swab	1
(7) Ear swab	10
(8) Palate swab	3
(9) Rectal swab	1,084
(iv) Examination for the presence of Micro-organisms (C. Diphtheriae):—	
(1) Throat swab	18,208
(2) Nasal swab	1,099
(3) Tongue swab	16
(4) Vulval swab	5
(5) Vaginal swab	3
(6) Lip swab	15
(7) Ear swab	24
(8) Eye swab	4
(9) Palate swab	4
(10) Cheek swab	2
(11) Wound swab	1
(12) Abdominal wall swab	1
(v) Examination for the presence of Micro-organisms (V. Cholera):—	
(1) Rectal swab	2,051
(3) Bio-chemical—	
(1) Cerebro-Spinal-Fluid:—	
(a) Chlorides	703
(2) Blood—	
(a) Van Den Bergh's Test	774
(b) Icterus Index	774
Total ...	
43,541	
(B).—Injectable materials prepared—	
Normal saline	15,100 bottles (1×500 c.c.)
Hypertonic saline	3,860 bottles (1×900 c.c.)
Sterile distilled water for dissolving Penicillin Glucose etc.	645 bottles (1×500 c.c.)
Blood transfusion	578

TABLE 78
AVERAGE WEEKLY COST PER PATIENT ADMITTED AT THE CITY FEVER HOSPITAL, ARTHUR ROAD.
 (Excluding establishment charges).

Particulars.	1954.	1955.	1956.	1957.
	Rs. a. p.	Rs. a. p.	Rs. a. p.	Rs.
Drugs, dressings, & Disinfectants	9 4 2	11 3 1	12 3 5	14.91
Diet	11 7 2	10 15 7	11 3 1	10.71
Clothing	1 5 7	1 2 9	1 3 0	1.10
Stores	1 13 2	0 15 9	1 0 0	1.00
Total per patient per week ...	23 14 1	24 5 2	25 9 6	27.72
Total no. of patients treated.	12,304	12,316	14,431	23,529

TABLE 79
TOTAL COST PER PATIENT PER DAY AT THE CITY FEVER HOSPITAL, ARTHUR ROAD,
 (INCLUDING ESTABLISHMENT CHARGES).

Particulars.	Amount.
	Rs.
Diet	1.53
Stores and linen	0.30
Drugs, dressings, disinfectants, etc.	2.13
Lighting, }	0.30
Miscellaneous etc. }	
Repairs	0.12
Establishment	3.58
Total	7.96

TABLE 80
Chemical analysis of Bombay waters samples
(1957)
Parts per 100,000

SOURCES.	January.		February.		March.		April.		May.		June.		July.		August.		September.		October.		November.		December	
	I	II	I	II	I	II	I	II	I	II	I	II	I	II	I	II	I	II	I	II	I	II	I	II
1. Water from the Tansa Lake:—																								
Total Solids ...	8.6	10.7	8.1	7.7	7.9	8.2	8.5	8.1	8.0	8.9	9.7	8.8	7.4	6.5	7.3	7.7	7.7	8.0	8.6	8.0	8.5	7.7	8.4	7.7
Chlorides (Cl) ...	0.5	0.5	0.6	0.6	0.6	0.6	0.6	0.6	0.6	0.6	0.7	0.6	0.6	0.6	0.6	0.6	0.6	0.7	0.7	0.6	0.7	0.7	0.7	0.6
Free Ammonia ...	0.004	0.001	0.001	0.004	0.001	0.004	Nil.	0.004	0.004	0.005	0.001	0.001	0.004	Nil.	Nil.	0.008	0.004	Nil.	Nil.	Nil.	0.004	Nil.	0.005	0.010
Albuminoid Ammonia ...	0.014	0.014	0.009	0.014	0.003	0.012	0.018	0.014	0.007	1.014	0.020	0.016	0.009	0.012	0.020	0.016	0.007	0.015	0.017	0.011	0.021	0.018	0.015	0.016
Oxygen Absorbed at 80°F. (Tidy's Process)...	0.036	0.031	0.105	0.067	0.053	0.069	0.047	0.033	0.045	0.065	0.075	0.066	0.060	0.078	0.057	0.060	0.054	0.063	0.096	0.065	0.057	0.040	0.048	0.029
2. Water from the Vehar Lake:—																								
Total Solids ...	10.2	10.0	8.1	8.0	8.5	11.0	8.1	9.4	9.5	9.2	8.7	9.7	8.2	7.7	8.0	7.4	7.1	7.3	7.9	7.4	7.4	7.4	10.5	7.9
Chlorides (Cl) ...	1.0	1.0	1.0	1.0	1.0	1.0	1.1	1.1	1.1	1.2	1.2	1.1	1.0	1.0	1.0	1.0	1.0	1.0	1.0	1.0	1.0	1.1	1.1	1.0
Free Ammonia ...	0.003	0.001	Nil.	Nil.	0.001	Nil.	Nil.	0.004	Nil.	Nil.	Nil.	0.5	0.004	Nil.	Nil.	0.004	0.001	Nil.	Nil.	Nil.	Nil.	Nil.	Nil.	Nil.
Albuminoid Ammonia ...	0.014	0.013	0.006	0.011	0.010	0.010	0.013	0.012	0.007	0.013	0.016	0.014	0.013	0.018	0.016	0.007	0.006	0.010	0.013	0.011	0.013	0.019	0.012	0.011
Oxygen Absorbed at 80°F. (Tidy's Process)...	0.054	0.039	0.054	0.050	0.062	0.038	0.047	0.057	0.055	0.065	0.058	0.088	0.095	0.087	0.066	0.065	0.054	0.108	0.058	0.075	0.057	0.079	0.072	0.041
3. Water from the Tulsi Lake:—																								
Total Solids ...	7.8	7.3	6.6	7.0	6.1	8.4	10.2	7.5	7.1	8.8	8.1	8.6	8.1	6.6	7.0	6.9	6.7	7.0	7.4	6.9	6.9	6.7	7.2	6.6
Chlorides (Cl) ...	1.0	1.0	1.0	1.0	1.1	1.0	1.1	1.1	1.2	1.2	1.2	1.2	1.0	1.0	1.0	1.0	1.0	1.0	1.0	1.0	1.1	1.0	1.0	1.0
Free Ammonia ...	0.004	0.003	0.001	0.003	0.001	Nil.	0.001	Nil.	Nil.	0.008	Nil.	0.004	0.008	Nil.	Nil.	Nil.	Nil.	Nil.	Nil.	0.001	Nil.	Nil.	0.001	Nil.
Albuminoid Ammonia ...	0.018	0.014	0.008	0.014	0.012	0.012	0.011	0.012	0.009	0.015	0.014	0.018	0.009	0.022	0.016	0.013	0.007	0.017	0.015	0.010	0.017	0.018	0.015	0.007
Oxygen Absorbed at 80°F. (Tidy's Process)...	0.054	0.059	0.058	0.050	0.041	0.046	0.057	0.071	0.064	0.082	0.058	0.092	0.071	0.087	0.075	0.065	0.037	0.081	0.067	0.056	0.066	0.054	0.057	0.058
4. Water from the Supply made to 'A' Ward Area:—																								
Total Solids ...	8.6	10.5	0.8	7.5	...	8.2	8.0	8.3	...	8.8	...	8.5	7.5	7.0	7.5	...	7.2	8.0	8.5	8.0	8.5	7.6	8.5	7.5
Chlorides (Cl) ...	0.7	0.7	0.7	0.7	...	0.7	0.8	0.7	...	0.8	...	0.7	0.7	0.7	0.8	...	0.8	0.8	0.8	0.7	0.8	0.8	0.7	0.7
Free Ammonia ...	Nil.	Nil.	Nil.	Nil.	...	Nil.	0.001	Nil.	...	Nil.	...	0.001	0.001	Nil.	Nil.	...	Nil.	0.001	Nil.	Nil.	Nil.	Nil.	Nil.	Nil.
Albuminoid Ammonia ...	0.009	0.010	0.008	0.007	...	0.010	0.007	0.012	...	0.009	...	0.014	0.014	0.012	0.012	...	0.016	0.008	0.012	0.010	0.015	0.016	0.014	0.007
Oxygen Absorbed at 80°F. (Tidy's Process)...	0.018	0.008	0.029	0.025	...	0.031	0.037	0.038	...	0.035	...	0.053	0.040	0.029	0.028	...	0.037	0.045	0.039	0.056	0.047	0.025	0.032	0.023
5. Water from the Supply made to 'B' Ward Area:—																								
Total Solids ...	8.5	10.5	8.0	7.5	7.5	8.2	8.0	8.4	...	8.8	...	8.5	7.5	7.5	7.5	7.5	7.2	8.0	...	8.0	8.5	7.5	8.5	7.5
Chlorides (Cl) ...	0.8	0.8	0.7	0.8	0.8	0.7	0.8	0.8	...	0.8	...	0.9	0.7	0.9	0.9	0.7	0.8	0.8	...	0.7	0.8	0.8	0.7	0.7
Free Ammonia ...	Nil.	Nil.	0.001	Nil.	0.016	Nil.	0.004	Nil.	...	Nil.	...	Nil.	Nil.	Nil.	Nil.	Nil.	0.001	Nil.	...	Nil.	Nil.	Nil.	0.001	Nil.
Albuminoid Ammonia ...	0.008	0.009	0.016	0.009	0.008	0.011	0.012	0.007	...	0.012	...	0.013	0.014	0.009	0.012	0.006	0.018	0.006	...	0.008	0.013	0.012	0.016	0.006
Oxygen absorbed at 80°F. (Tidy's Process)...	0.009	0.024	0.012	0.025	0.037	0.015	0.012	0.019	...	0.048	...	0.044	0.040	0.039	0.038	0.037	0.033	0.045	...	0.056	0.047	0.010	0.040	0.018

TABLE 80—(Contd.)

Sources.	January.		February.		March.		April.		May.		June.		July.		August.		September.		October.		November.		December.		
	I	II	I	II	I	II	I	II	I	II	I	II	I	II	I	II	I	II	I	II	I	II	I	II	
6. Water from the supply made to 'C' ward Area:—																									
Total Solids ...	8.5	10.5	...	7.5	7.5	8.2	8.0	8.4	8.0	...	9.5	8.5	7.5	7.0	7.5	7.5	7.2	7.5	8.5	7.5	8.5	7.5	
Chlorides (Cl) ...	0.8	0.6	...	0.8	0.9	0.8	0.9	0.8	0.8	...	0.8	0.7	0.7	0.7	0.8	0.7	0.8	0.9	0.9	0.8	0.7	0.7	
Free Ammonia ...	Nil.	0.052	...	0.001	Nil.	Nil.	0.003	0.001	Nil.	...	0.008	Nil.	0.004	Nil.	Nil.	Nil.	Nil.	Nil.	Nil.	Nil.	Nil.	Nil.	
Albuminoid Ammonia ...	0.008	0.012	...	0.004	0.007	0.010	0.012	0.014	0.012	...	0.013	0.014	0.016	0.010	0.014	0.006	0.014	0.012	0.012	0.011	0.015	0.008	
Oxygen Absorbed at 80°F. (Tidy's Process)...	0.027	0.031	...	0.042	0.020	0.023	0.028	0.028	0.130	...	0.047	0.040	0.028	0.039	0.028	0.047	0.028	0.065	0.019	0.020	0.040	0.018	
7. Water from the supply made to 'D' ward Area:—																									
Total Solids ...	8.5	10.5	...	7.5	7.5	8.0	8.2	8.3	8.0	8.8	9.5	8.6	7.5	7.2	7.5	7.3	7.2	8.5	8.0	8.5	7.5	8.5	7.5
Chlorides (Cl) ...	0.8	0.7	...	0.7	0.8	0.6	0.8	0.7	0.7	0.8	0.8	0.8	0.7	0.8	0.8	0.8	0.8	0.7	0.8	0.8	0.8	0.8	0.7
Free Ammonia ...	Nil.	0.001	...	Nil.	Nil.	Nil.	0.001	0.001	Nil.	Nil.	0.003	0.001	0.007	Nil.	Nil.	Nil.	Nil.	Nil.	Nil.	Nil.	Nil.	Nil.	
Albuminoid Ammonia ...	0.010	0.003	...	0.005	0.009	0.011	0.012	0.012	0.014	0.011	0.016	0.018	0.020	0.007	0.016	0.009	0.010	0.012	0.011	0.016	0.012	0.005	
Oxygen Absorbed at 80°F. (Tidy's Process)...	0.009	0.012	...	0.017	0.025	0.023	0.019	0.047	0.027	0.026	0.047	0.044	0.040	0.020	0.038	0.028	0.033	0.019	0.047	0.038	0.010	0.036	
8. Water from the supply made to 'E' ward Area:—																									
Total Solids ...	8.5	10.5	8.0	7.5	7.5	8.5	8.0	8.4	8.0	8.8	9.5	...	7.5	...	7.5	...	7.3	8.0	8.5	7.5	7.5	7.5	8.5	7.8	
Chlorides (Cl) ...	0.8	0.8	0.7	0.9	0.9	0.9	0.9	0.8	0.7	0.9	0.9	...	0.6	...	0.7	...	0.9	0.8	0.8	0.9	1.0	0.8	0.7	0.8	
Free Ammonia ...	Nil.	Nil.	Nil.	Nil.	Nil.	Nil.	Nil.	Nil.	0.001	Nil.	Nil.	...	Nil.	...	Nil.	...	Nil.	Nil.	Nil.	Nil.	Nil.	Nil.	Nil.	Nil.	
Albuminoid Ammonia ...	0.007	0.006	0.008	0.006	0.008	0.007	0.008	0.013	0.009	0.010	0.009	...	0.014	...	0.016	...	0.008	0.006	0.009	0.012	0.011	0.014	0.015	0.004	
Oxygen Absorbed at 80°F. (Tidy's Process)...	0.018	0.008	0.046	0.017	0.037	0.023	0.028	0.028	0.022	0.022	0.033	...	0.032	...	0.043	...	0.033	0.045	0.049	0.056	0.038	0.010	0.048	0.016	
9. Water from the supply made to 'F' ward Area:—																									
Total Solids	10.0	8.0	7.5	8.0	11.0	8.1	8.3	9.5	8.8	8.7	...	8.2	7.0	8.0	7.3	7.1	7.8	8.0	8.0	7.5	...	10.0	7.8	
Chlorides (Cl)	1.0	0.8	0.7	1.2	1.2	1.2	0.7	1.2	0.8	1.2	...	1.2	0.7	1.5	0.7	1.1	1.1	1.1	1.1	0.7	...	1.2	0.8	
Free Ammonia	0.016	Nil.	Nil.	Nil.	0.001	0.008	Nil.	Nil.	Nil.	Nil.	...	0.001	Nil.	Nil.	Nil.	Nil.	Nil.	Nil.	0.001	Nil.	...	Nil.	Nil.	
Albuminoid Ammonia	0.018	0.011	0.007	0.009	0.011	0.010	0.013	0.008	0.007	0.012	...	0.016	0.007	0.012	0.007	0.011	0.006	0.009	0.010	0.011	...	0.010	0.005	
Oxygen Absorbed at 80°F. (Tidy's Process)...	...	0.047	0.033	0.025	0.032	0.031	0.056	0.104	0.045	0.043	0.080	...	0.067	0.039	0.028	0.022	0.046	0.045	0.039	0.037	0.028	...	0.048	0.016	
10. Water from the supply made to 'G' ward Area:—																									
Total Solids ...	8.5	10.5	...	7.5	8.0	8.5	8.0	8.3	8.8	8.8	...	8.5	7.5	7.0	7.5	7.0	7.0	8.0	8.5	8.0	8.5	...	8.5	7.8	
Chlorides (Cl) ...	0.6	0.6	...	0.7	1.1	0.8	0.8	0.7	0.7	0.8	...	0.8	0.7	0.7	0.6	0.9	0.7	0.8	0.8	0.8	0.8	...	0.7	0.8	
Free Ammonia ...	Nil.	Nil.	...	Nil.	Nil.	0.001	Nil.	Nil.	Nil.	Nil.	...	Nil.	Nil.	Nil.	Nil.	Nil.	Nil.	Nil.	Nil.	Nil.	Nil.	...	Nil.	Nil.	
Albuminoid Ammonia ...	0.007	0.009	...	0.007	0.009	0.009	0.009	0.013	0.012	0.007	...	0.014	0.013	0.012	0.013	0.006	0.010	0.007	0.011	0.013	0.012	...	0.012	0.006	
Oxygen Absorbed at 80°F. (Tidy's Process)...	0.027	0.016	...	0.017	0.032	0.046	0.047	0.066	0.031	0.039	...	0.044	0.040	0.039	0.043	0.037	0.042	0.036	0.038	0.047	0.047	...	0.032	0.006	

TABLE 80—(Contd.)

SOURCES.	January.		February.		March.		April.		May.		June.		July.		August.		September.		October.		November.		December.	
	I	II	I	II	I	II	I	II	I	II	I	II	I	II	I	II	I	II	I	II	I	II	I	II
11. Water from the Supply made to 'H' Ward Area																								
Total Solids	...	10.5	8.0	7.5	...	8.2	8.0	9.0	7.1	9.0	7.5	7.2	7.3	7.3	7.2	8.0	8.5	8.0	8.5	7.6	8.5	7.5
Chlorides (Cl)	...	0.6	1.0	0.6	...	0.7	0.7	1.1	1.1	1.2	0.7	0.8	0.7	0.7	0.8	0.8	0.7	0.7	1.0	0.7	0.7	0.8
Free Ammonia	...	0.001	Nil.	Nil.	...	Nil.	Nil.	0.001	Nil.	Nil.	0.001	Nil.	Nil.	Nil.	Nil.	Nil.	0.004	0.002	Nil.	Nil.	0.004	0.004
Albuminoid Ammonia	...	0.014	0.010	0.012	...	0.008	0.010	0.010	0.004	0.006	0.013	0.008	0.013	0.006	0.007	0.006	0.008	0.013	0.012	0.010	0.012	0.003
Oxygen Absorbed at 80°F (Tidy's Process)	...	0.015	0.029	0.025	...	0.015	0.028	0.019	0.018	0.052	0.048	0.039	0.038	0.037	0.037	0.036	0.048	0.047	0.032	0.020	0.024	0.018
12. Water from the Supply made to 'K' Ward Area																								
Total Solids	10.0	7.5	7.0	7.0	8.0	11.0	9.5	8.0	7.1	9.0	8.8	8.5	7.5	8.0	8.0	7.2	7.3	8.0	8.5	7.5	8.5	7.5	8.5	6.5
Chlorides (Cl)	1.1	1.0	1.0	1.1	1.1	1.1	1.0	1.0	1.1	1.2	1.3	0.7	0.7	1.1	1.2	1.0	1.1	0.8	0.7	1.0	0.7	0.9	0.9	0.7
Free Ammonia	Nil.	0.001	Nil.	Nil.	Nil.	Nil.	Nil.	0.004	Nil.	0.004	0.001	0.001	0.001	Nil.	Nil.	Nil.	Nil.	Nil.	Nil.	Nil.	Nil.	Nil.	Nil.	Nil.
Albuminoid Ammonia	0.010	0.013	0.008	0.012	0.004	0.008	0.009	0.009	0.006	0.012	0.007	0.014	0.014	0.010	0.012	0.009	0.009	0.008	0.010	0.011	0.013	0.010	0.014	0.006
Oxygen absorbed at 80°F (Tidy's Process)	0.027	0.015	0.033	0.025	0.016	0.023	0.009	0.014	0.018	0.061	0.038	0.044	0.032	0.043	0.047	0.046	0.023	0.036	0.057	0.037	0.047	0.030	0.016	0.012
13. Water from the Supply made to 'L' Ward Area																								
Total Solids	10.0	7.5	7.0	7.0	6.5	11.0	9.5	8.0	7.0	9.1	8.7	...	8.2	8.0	8.0	...	7.0	8.2	8.0	7.3	7.5	7.6	10.0	7.5
Chlorides (Cl)	1.0	1.0	1.1	1.1	1.1	1.1	1.1	1.1	1.2	1.3	1.2	...	1.1	1.1	1.1	...	1.0	1.1	1.1	1.1	1.1	1.0	1.1	1.1
Free Ammonia	Nil.	0.001	Nil.	Nil.	Nil.	Nil.	Nil.	0.001	Nil.	Nil.	Nil.	...	Nil.	0.008	Nil.	...	Nil.	Nil.	Nil.	0.001	Nil.	0.001	0.007	0.001
Albuminoid Ammonia	0.014	0.016	0.014	0.012	0.007	0.013	0.010	0.014	0.006	0.012	0.011	...	0.016	0.015	0.014	...	0.012	0.007	0.009	0.009	0.013	0.011	0.007	0.007
Oxygen absorbed at 80°F (Tidy's Process)	0.054	0.046	0.041	0.050	0.032	0.038	0.042	0.033	0.036	0.078	0.070	...	0.064	0.058	0.057	...	0.042	0.045	0.081	0.065	0.032	0.025	0.052	0.023
14. Water from the Supply made to 'M' Ward Area																								
Total Solids	8.5	10.5	8.0	7.5	...	8.2	8.0	...	8.0	8.8	9.5	8.5	...	7.2	7.2	8.0	...	8.0	...	8.5	...	8.5
Chlorides (Cl)	0.7	0.6	0.6	0.7	...	0.8	0.7	...	0.7	0.7	0.7	0.8	...	0.8	0.8	0.8	...	0.7	0.9	...	0.7	0.8
Free Ammonia	Nil.	0.001	Nil.	Nil.	...	Nil.	0.001	...	Nil.	Nil.	0.004	0.004	...	Nil.	Nil.	Nil.	...	0.001	Nil.	...	Nil.	Nil.
Albuminoid Ammonia	0.006	0.015	0.007	0.007	...	0.007	0.009	...	0.007	0.007	0.013	0.016	...	0.005	0.009	0.006	...	0.009	0.010	...	0.012	0.006
Oxygen absorbed at 80°F (Tidy's Process)	0.009	0.023	0.051	0.025	...	0.023	0.066	...	0.031	0.052	0.047	0.040	...	0.029	0.033	0.027	...	0.056	0.032	...	0.024	0.012
15. Water from the Supply made to 'N' Ward Area																								
Total Solids	10.0	10.0	8.0	7.0	7.5	11.0	9.5	9.0	7.0	9.0	8.2	8.0	7.5	7.8	8.0	7.5	...	7.0	...	7.2
Chlorides (Cl)	1.0	1.0	1.0	1.1	1.0	1.1	1.1	1.0	1.1	1.2	1.1	1.0	0.9	0.7	1.1	1.0	...	1.1	...	0.7
Free Ammonia	Nil.	0.001	Nil.	Nil.	Nil.	Nil.	0.001	Nil.	Nil.	Nil.	Nil.	0.006	Nil.	Nil.	0.004	0.003	...	Nil.	...	Nil.
Albuminoid Ammonia	0.014	0.011	0.012	0.008	0.008	0.011	0.009	0.006	0.00	0.012	0.022	0.039	0.016	0.008	0.009	0.009	...	0.012	...	0.009
Oxygen absorbed at 80°F (Tidy's Process)	0.054	0.030	0.050	0.059	0.040	0.046	0.085	0.089	0.04	0.061	0.064	...	0.103	0.045	0.067	0.075	...	0.021	...	0.028

TABLE 81

Bacteriological Analysis of Bombay water samples (corresponding to the points referred to in Table 80 for chemical examination).

1957.

Lactose Fermenters

Source.	January.		February.		March.		April.		May.		June.		July.		August.		September.		October.		November.		December.		
	I	II	I	II	I	II	I	II	I	II	I	II	I	II	I	II	I	II	I	II	I	II	I	II	
Water from the supply made to 'A' ward area ...	—in 100	—in 100	—in 100	—in 100		—in 100	—in 100	—in 100		—in 100		—in 100	—in 100	—in 100	—in 100		—in 100	—in 100	—in 100	—in 100	—in 100	—in 100	—in 100	—in 100	—in 100
Water from the supply made to 'B' ward area ...	—in 100	—in 100	—in 100	—in 100	—in 100	—in 100	—in 100	—in 100		—in 100		—in 100	—in 100	—in 100	—in 100	—in 100	—in 100	—in 100		—in 100	—in 100	—in 100	—in 100	—in 100	—in 100
Water from the supply made to 'C' ward area ...	—in 100	—in 100		—in 100	—in 100	—in 100	—in 100	—in 100	—in 100		—in 100	—in 100	—in 100	—in 100	—in 100	—in 100	—in 100			—in 100	—in 100	—in 100	—in 100	—in 100	—in 100
Water from the supply made to 'D' ward area ...	—in 100	—in 100		—in 100	—in 100	—in 100	—in 100	—in 100	—in 100	—in 100	—in 100	—in 100	—in 100	—in 100	—in 100	—in 100			—in 100	—in 100	—in 100	—in 100	—in 100	—in 100	—in 100
Water from the supply made to 'E' ward area ...	—in 100	—in 100	—in 100	—in 100	—in 100	—in 100	—in 100	—in 100	—in 100	—in 100	—in 100			—in 100		—in 100	—in 100	—in 100	—in 100	—in 100	—in 100	—in 100	—in 100	—in 100	—in 100
Water from the supply made to 'F' ward area ...		—in 100	—in 100	—in 100	—in 100	—in 100	—in 100	—in 100	—in 100	—in 100	—in 100			—in 100	—in 100	—in 100	—in 100	—in 100	—in 100	—in 100	—in 100		—in 100	—in 100	—in 100
Water from the supply made to 'G' ward area ...	—in 100	—in 100		—in 100	—in 100	—in 100	—in 100	—in 100	—in 100	—in 100		—in 100	—in 100	—in 100	—in 100	—in 100	—in 100	—in 100	—in 100	—in 100	—in 100		—in 100	—in 100	—in 100
Water from the supply made to 'H' Ward area ...		—in 100	—in 100	—in 100		—in 100	—in 100	—in 100	—in 100	—in 100			—in 100	—in 100	—in 100	—in 100	—in 100	—in 100	—in 100	—in 100	—in 100	—in 100	—in 100	—in 100	—in 100
Water from the supply made to 'K' ward area ...	—in 100	—in 100	—in 100	—in 100	—in 100	—in 100	—in 100	—in 100	—in 100	—in 100	—in 100	—in 100	—in 100	—in 100	—in 100	—in 100	—in 100	—in 100	—in 100	—in 100	—in 100	—in 100	—in 100	—in 100	—in 100
Water from the supply made to 'L' ward area ...	—in 100	—in 100	—in 100	—in 100	—in 100	—in 100	—in 100	—in 100	—in 100	—in 100	—in 100		—in 100	—in 100	—in 100		—in 100	—in 100	—in 100	—in 100	—in 100	—in 100	—in 100	—in 100	—in 100

TABLE 81 (Concl.)

SOURCE.	January.		February.		March.		April.		May.		June.		July.		August.		September.		October.		November.		December.	
	I	II	I	II	I	II	I	II	I	II	I	II	I	II	I	II	I	II	I	II	I	II	I	II
Water from the supply made to 'M' ward area ...	$\frac{-in}{100}$	$\frac{-in}{100}$	$\frac{-in}{100}$	$\frac{-in}{100}$		$\frac{-in}{100}$	$\frac{-in}{100}$		$\frac{-in}{100}$	$\frac{-in}{100}$	$\frac{-in}{100}$	$\frac{-in}{100}$		$\frac{-in}{100}$			$\frac{-in}{100}$	$\frac{-in}{100}$		$\frac{-in}{100}$	$\frac{-in}{100}$		$\frac{-in}{100}$	$\frac{-in}{100}$
Water from the supply made to 'N' ward area ...	$\frac{-in}{100}$	$\frac{-in}{100}$	$\frac{-in}{100}$	$\frac{-in}{100}$	$\frac{-in}{100}$	$\frac{-in}{100}$	$\frac{-in}{100}$	$\frac{-in}{100}$	$\frac{-in}{100}$	$\frac{-in}{100}$	$\frac{-in}{100}$			$\frac{-in}{100}$	$\frac{-in}{100}$	$\frac{-in}{100}$		$\frac{-in}{100}$	$\frac{-in}{100}$	$\frac{-in}{100}$		$\frac{-in}{100}$		$\frac{-in}{100}$

TABLE No. 82

Statement of Samples examined chemically during the year ending 31st December 1957

Received from.	WATER.			FOOD-STUFFS.																			Miscellaneous.						TOTAL.	
	Bombay.	Well.	Other.	Milk.	Ghee.	Butter.	Vegetable Product.	Tea and Tea Dust.	Coffee.	Turmeric Powder.	Cur's.	Chilli Powder.	Prepared Tea.	Oils.	Arrowroot.	Honey.	Khas.	Aerated Water.	Ice Candy.	Flours.	Chikki.	Fruits.	Miscellaneous.	Chemicals.	Paint.	Soap.	Inks.	Gum.		Others.
The Inspectors from A & B Wards	...	1	2	1682	39	81	3	24	10	56	1	103	52	159	1	8	3	1	49	2275
Do. C & D Wards	...	6	4	2089	42	162	2	4	55	33	10	19	41	82	1	1	6	8	3	23	2591
Do. E Ward	...	2	14	1228	4	45	1	1	3	42	21	6	54	86	18	12	1	2	3	24	5	1572
Do. F Ward	...	1	5	648	13	26	4	...	1	9	2	1	35	68	11	3	2	5	8	842
Do. G Ward	10	697	3	23	2	...	1	15	5	4	31	63	15	8	2	1	...	1	21	902
Do. H Ward	...	2	12	14
Do. K Ward	...	10	1	94	4	109
Do. L & M Wards	...	7	2	30	15	28	94
Do. N Ward	...	48	...	44	1	93
Do. P and R Wards	...	2	2
The S. I. (Food) Van	3102	43	256	1	14	11	50	34	26	219	157	46	14	21	13	10	50	4067
The Superintendent of License	291	291
The Superintendent of Garden	4	4
The Controller of Stores	24	30	38	8	133	
The Hydraulic Engineer ...	72	1	98	176
The Municipal Hospitals	690	5	97	10	3	25	830
The Executive Health Officer	7	457
The Asst. Engineer (O.C.)	2	32
The Asst. Engineer (c) Vaitarna	21	21
The Other Municipal Authorities	288	9	10	1	5	10	323
The Mechanical Engineer	10	10
Private Parties	...	10	21	124	63	63	2	3	2	...	17	3	4	26	4	342
TOTAL	360	99	200	10435	216	753	13	44	81	207	76	161	432	669	95	50	30	24	21	2	310	139	239	291	24	30	38	8	133	15180

TABLE 83

Statement of Samples of Food-Stuff examined under the Prevention of Food Adulteration Act 1954 with results during the year ending 31st December 1957.

RECEIVED FROM	MILK AND CURDS (2)			GHEE AND BUTTER (3)			VEGETABLE PRODUCTS (4)			TEA AND TEA DUST (5)			COFFEE (6)			TURMERIC (7)			CHILLY (8)			PREPARED TEA (9)			OILS (10)			ARROWROOT (11)		
	Total	Adulterated	Percentage of Adulteration	Total	Adulterated	Percentage of Adulteration	Total	Adulterated	Percentage of Adulteration	Total	Adulterated	Percentage of Adulteration	Total	Adulterated	Percentage of Adulteration	Total	Adulterated	Percentage of Adulteration	Total	Adulterated	Percentage of Adulteration	Total	Adulterated	Percentage of Adulteration	Total	Adulterated	Percentage of Adulteration			
The Inspectors from A & B Wards	1,404	753	53.6	120	52	42.8	3	24	2	8.3	10	6	60.0	56	7	12.5	103	70	68.0	52	21	40.4	159	42	26.4	1
C & D Wards ...	1,760	1,003	56.9	204	119	58.3	2	4	55	30	54.5	33	19	6	31.6	41	16	39.0	82	15	18.3	1	1	100.0
E Ward ...	1,060	678	63.9	49	23	46.9	1	1	3	42	7	16.7	6	54	15	27.8	86	31	36.0	18	17	94.4
F Ward ...	578	320	55.3	39	17	43.5	4	1	1	100.0	9	1	1	100.0	35	11	31.4	68	22	32.4	11	10	90.9
G Ward ...	624	375	60.9	26	12	46.1	2	1	15	1	6.7	4	2	50.0	31	11	35.5	63	27	42.9	15	15	100.0
H Ward	12	4	33.3
L & M Wards ...	18	4	22.2	15	3	20.0	
The S.I. Food (Van)	2,928	1,545	52.7	299	184	61.5	1	14	11	10	90.9	50	8	16.0	26	10	38.5	219	60	27.4	157	22	14.0	46	45	97.8
Total ...	83,72	4,678	55.8	737	407	55.2	13	43	2	8.3	81	47	58.0	205	23	11.2	159	89	56.0	432	134	31.0	642	166	25.9	92	88	95.6

TABLE No. 83—(concl'd)

RECEIVED FROM	HONEY (12)			KHOA (13)			AERATED WATER AND SYRUPS (14)			ICE-CANDY AND ICE-CREAMS (15)			FLOURS (16)			PEPPER (17)			MASALA (CURREY-POWDER) (18)			GUR (19)			ASAFOTIDA (20)			MISCELLANEOUS (21)		
	Total	Adulterated	Percentage of Adulteration	Total	Adulterated	Percentage of Adulteration	Total	Adulterated	Percentage of Adulteration	Total	Adulterated	Percentage of Adulteration	Total	Adulterated	Percentage of Adulteration	Total	Adulterated	Percentage of Adulteration	Total	Adulterated	Percentage of Adulteration	Total	Adulterated	Percentage of Adulteration	Total	Adulterated	Percentage of Adulteration			
The Inspectors from A & B Wards	8	4	50.0	5	4	80.0	1	9	6	66.6	3	3	3	100.0	1
C & D Wards ...	1	6	6	100.0	8	5	62.5	3	3	100.0	6	
E Ward ...	12	8	66.6	1	1	100.0	2	2	100.0	3	3	100.0	2	2	100.0	7	2	28.5	
F Ward ...	3	2	66.6	2	2	100.0	2	1	50.0	
G Ward ...	8	7	87.5	2	2	100.0	1	1	100.0	1	2	4	3	75.0	
H Ward	
L & M Wards	
The S. I Food (Van	14	8	57.1	21	20	95.2	18	18	100.0	10	9	90.0	2	4	3	75.0	2	7	6	6	100.0	2
Total ...	46	29	63.0	30	29	96.7	29	26	89.6	23	21	91.3	4	17	11	64.7	11	20	6	30.0	9	9	100.0	3

TABLE No. 84

Statement of Samples received for Bacteriological and Clinical examination during the year ending 31 December 1957.

RECEIVED FROM.	Water.			Samples for Clinical examination.									Food Stuff							Miscellaneous					TOTAL				
	Bombay.	Other.	Well.	Sputum for T. B.	Sputum for Other Tests	Swab for Diphtheria	Blood for Malaria Parasites.	Blood for Differential Count.	Blood for other Tests.	Smear for Gonococci.	Semen	Stool for General Examination.	Urine	Mutton and beef	Milk	Ice-Candy	Aerated water	Sweets	Margaros	Miscellaneous food-stuffs	Vaccine	Disinfectants	Inj-Cal Glucenate	Ice		Other			
The Insps. from A & B Wards	17	1	125	1	1	...	145			
" " " C & D "	88	6	175	280			
" " " E " Ward	19	2	66	2	89			
" " " F "	14	16			
" " " G "	10	6	1	2	...	6	39			
" " " (Suburbs.)	12	9	25	2	11	2	61			
The Hydraulic Engineer	2411	2	145	2413			
The Supdt. of Vaccination.	12	145			
The Controller of Stores	12			
The Mechanical Engineer	20	20			
The Asstt. Engineer (East)	55	1	56			
The Asstt. Engineer (West)	23	23			
The Asstt. Engineer (Const.)	10	2	...	12			
The Executive Health Officer	5	10			
The Municipal Analyst ...	3026	745	2	3773			
The M.A. (Bombay Port Trust)	429	429			
The Asstt. Engineer Pwaj	102	185			
The Other Municipal Authorities (City)	1	...	157	28	...	106	56	23	...	59	251	7	693			
Other Municipal Authorities (Suburb)	25	480	210	253	...	54	42	1066			
Food Inspectors	1	2	24	4	36			
Private Parties	286	1	59	1	4	43	...	7	213	45	44	9	746			
Total ...	3026	4242	24	241	29	401	589	268	277	43	54	108	464	55	23	6	34	9	44	29	145	21	9	1	107	10,249			
	No. found unsatisfactory.			No. found Positive.									No. found unsatisfactory.																
	...	985	14	52	5	6	19	...	38	...	4	20	3	3	5	...	4	1			

TABLE 85

VACCINE OPERATIONS WITH RESULTS.

Year.	Total No. of live births registered during the 12 months ending on 30th June	Primary vaccinations No. of children vaccinated during the Calendar year	Number successful.	Percentage of successful vaccinations to the total No. of vaccinations results of which were known.	No. of revaccinations.	Total No. of persons vaccinated including primary vaccinations.
1	2	3	4	5	6	7
1948	51,638	61,086	49,244	99.81	5,66,914	6,28,000
1949	57,042	73,520	60,576	99.96	16,27,587	17,01,107
1950	59,419	76,750	66,023	99.96	4,48,355	5,25,105
1951	65,679	74,434	65,552	99.92	6,49,353	7,23,787
1952	64,174	72,871	65,031	99.98	4,25,534	4,98,405
1953	64,955	67,045	60,097	99.99	5,33,291	6,00,326
1954	61,505	72,941	52,358	99.99	16,05,135	16,78,076
1955	73,814	67,861	39,632	91.07	2,87,104	3,54,965
1956	65,899	69,204	23,617	96.52	2,17,968	2,87,172
1957	64,921	73,770	21,525	95.88	14,00,925	14,74,695

TABLE 86

RESULTS OF PRIMARY VACCINATIONS BY AGES. (Bombay City)

Results.	Under 1 Year.	1 to 6 years.	6 years & above.	Total.	
Successful	...	19,005	2,458	62	21,525
Unsuccessful
Unknown	...	40,080	12,032	133	52,245

TABLE 87

INCOME AND COST

Amount realised by the sale of lymph, etc.	Municipal moiety of the fees realised from private vaccinations	Municipal fees (Moiety only) realised from Medical & Private students for receiving instructions in vaccination	Fees realised from vaccination certificates and other items	Fees realised for the issue of certificates of vaccination in international form.	Total realised	Cost of each successful operation taking into account all charges in.		Cost of each successful vaccination deducting the total income of the year.		Cost of each vaccination (primary & re-vaccination).	
						1956	1957	1956	1957	1956	1957
1	2	3	4	5	6	7		8		9	
Rs. nP.	Rs. nP.	Rs. nP.	Rs. nP.	Rs.	Rs. nP.	Rs. nP.	Rs. nP.	Rs. nP.	Rs. nP.	Rs. nP.	Rs. nP.
9,304 75	3,884 00	4,270 00	423 00	Nil	17,881 75	1 75	3 80	1 47	3 56	00 31	0 17

INDEX

	PAGE
Administration and divisions of the city	1
Adulteration of food	3
Analyst Municipal, annual report of	12
Area and population	1
Arthur Road Hospital—annual report	10
Basket privies	3
Births and birth-rates	3
Births by months	20
Causes of deaths	3
Certificates of the cause of death	3
Cerebro-spinal meningitis	4
Cholera	4
Deaths and death-rates	3
Deaths by months	3
Deaths by sections	3
Deaths by sex and age	3
Deaths from principal causes	3
Diphtheria	4
Disinfection	6
Dispensaries—Municipal	9
Education	9
Enteric Fever	4
Epidemic diseases	4
Family planning clinics	7
Food—Seizure of and adulteration	3
Health visitors—Municipal	6,7
Hospital—Isolation	10
Housing	3
Infant Mortality	3
Infectious Diseases	4
Influenza	1
Insecticidal activities.	6
Legal Proceedings	2
Lepgroy	5
Malaria, Ague and Remittent Fevers	6
Malaria—Anti-malarial work	6
Maternal mortality	4
Maternity homes	6
Medical relief	9
Meteorology of 1957	1
Milk—Adulteration	2
Mobile squad	1
Notices under Municipal Act	3
Notification of infectious diseases	4
Plague	4
Population	1
Propaganda	9
Prosecutions	3
Rats—Destruction of	4
Review of the year	1
Sanitary inspection	3
School health nurses	6
School medical inspection	6
Small-pox	4
Still-births	3
Tuberculosis	4
Unwholesome food seizure and destruction of	3
Vaccination	12
Vaccination—Report of the Superintendent	13
Veneral diseases	5
Water supply	3