ADMINISTRATION REPORT
OF THE
MUNICIPAL COMMISSIONER
FOR
GREATER BOMBAY
(Suburbs & Extended Suburbs)
FOR THE YEAR
1957-58

V2311,61r
D8-
077814

BOMBAY
PRINTED AT THE MUNICIPAL PRINTING PRESS
1958

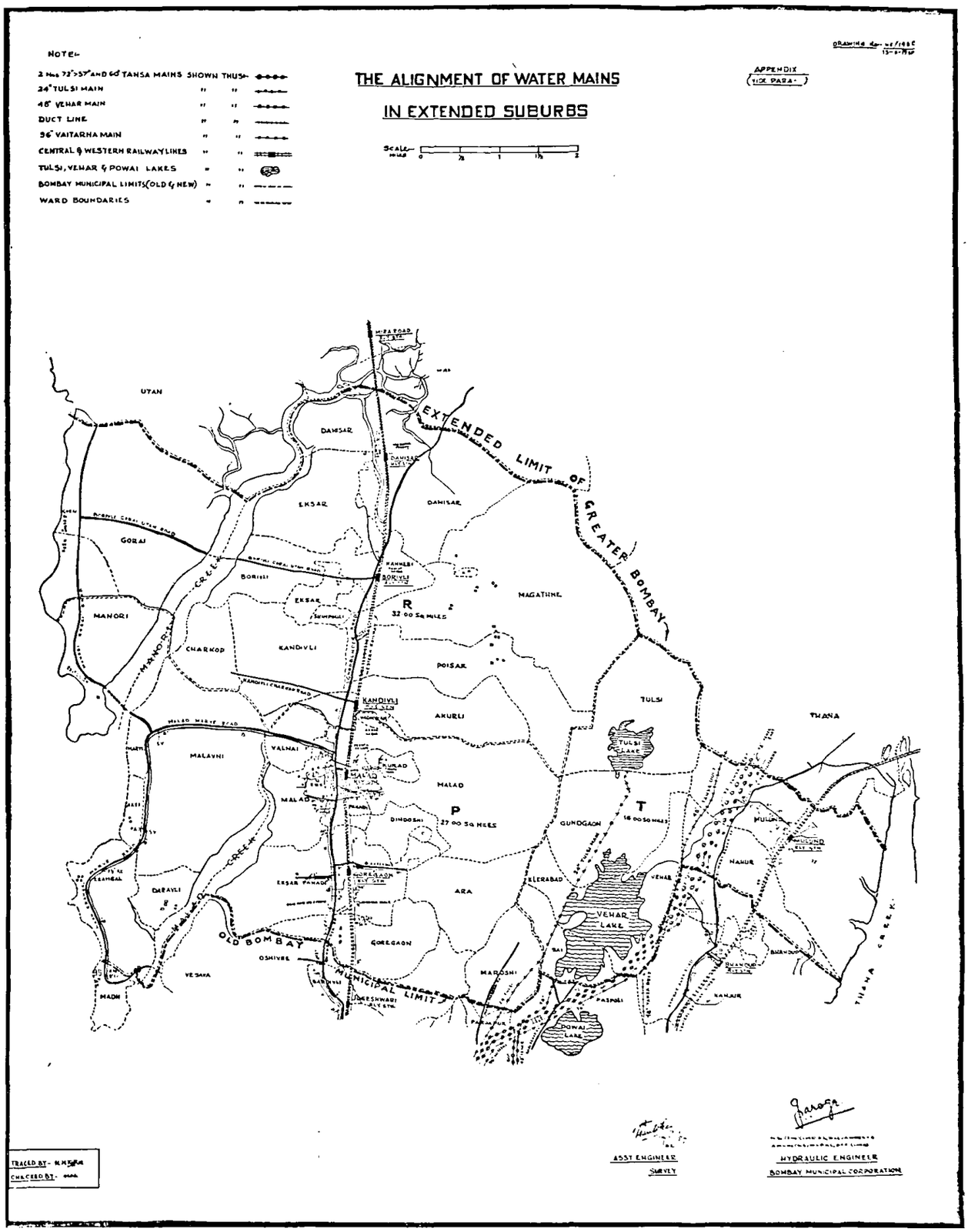

NOTE:-
2 Nos 72"×57" AND 60" TANSA MAINS SHOWN THUS:-
24" TULSI MAIN " "
48" VEHAR MAIN " "
DUCT LINE " "
96" VAITARNA MAIN " "
CENTRAL & WESTERN RAILWAY LINES " "
TULSI, VEHAR & POWAI LAKES " "
BOMBAY MUNICIPAL LIMITS (OLD & NEW) " "
WARD BOUNDARIES " "
THE ALIGNMENT OF WATER MAINS
IN EXTENDED SUBURBS
APPENDIX
(VIDE PARA-)
Scale
EXTENDED LIMIT OF GREATER BOMBAY
UTAN
DAHISAR
EKSAR
GORAI
BORIVLI
MANORI
CHARKOP
KANDIVLI
MAGATHNE
POISAR
AKURLI
TULSI
THANA
MALAVNI
VALNAI
MALAD
DINDOSHI
GUNDGAON
MULUND
NAHUR
DARAVLI
ARA
KLERABAD
VEHAR
VEHAR LAKE
GOREGAON
OSHIVRE
VESAVA
MADH
MAROSHI
PASPOLI
POWAI LAKE
KANJUR
MANORI CREEK
MALAD CREEK
OLD BOMBAY MUNICIPAL LIMIT
THANA CREEK
R
32.00 Sq MILES
P
27.00 Sq MILES
T
16.00 Sq MILES
TULSI LAKE
ASST ENGINEER
SURVEY
HYDRAULIC ENGINEER
BOMBAY MUNICIPAL CORPORATION
TRACED BY-
CHECKED BY-

ADMINISTRATION REPORT
OF THE
MUNICIPAL COMMISSIONER
FOR
GREATER BOMBAY
(Suburbs & Extended Suburbs)
FOR THE YEAR
1957-58

BOMBAY
MUNICIPAL PRINTING PRESS
1958

CONTENTS

Part I

(Suburbs and Extended Suburbs)

	PAGES
STANDING COMMITTEE'S REVIEW OF THE REPORT	i to xi
1. MUNICIPAL COMMISSIONER'S NOTE	1-19
2. REPORT OF THE ASSISTANT MUNICIPAL COMMISSIONER	20
3. FINANCIAL—	
Report of the Assistant Accountant (Suburbs) with Appendices,	21-92
(*i*) Budget 'D'	21-70
(*ii*) Budget 'F'	71-92
4. REVENUE—	
Report of the Deputy Assessor and Collector (Suburbs) of :—	93-102
(*i*) Suburbs	93-97
(*ii*) Extended Suburbs	99-102
5. PUBLIC WORKS—	
(*i*) Report of the Assistant Engineer (Suburbs)	103-119
(*ii*) Report of the Senior Assistant Engineer (Extended Suburbs)	121-123
6. WATER WORKS—	
(*i*) Report of the Assistant Engineer (West) / (*ii*) Report of the Assistant Engineer (East)	125-130
(*iii*) Report of the Assistant Engineer (Extended Suburbs)	131-134
7. LICENCES, SHOPS AND ESTABLISHMENT—	
Report of the Assistant Superintendent of Licences, Shops and Establishments	135-139
(*i*) Suburbs	135-137
(*ii*) Extended Suburbs	139
8. MARKETS AND SLAUGHTER HOUSES—	
Report of the Assistant Superintendent of Markets	141-146
(*i*) Suburbs	141-144
(*ii*) Extended Suburbs	145-146
9. EDUCATION—	
Report of the Education Officer	147-153
(*i*) Suburbs	147-149
(*ii*) Extended Suburbs	151-153
10. SUBURBAN GARDENS—	
Report of the Superintendent of Gardens (Suburbs and Extended Suburbs)	155-157
11. Public Relations Department (Suburbs and Extended Suburbs)	159
12. INDEX	160-161

Part II

13. PUBLIC HEALTH—	
Report of the Assistant Health Officer	1-44
(*i*) Suburbs	1-41
(*ii*) Extended Suburbs	43-44

REVIEW OF THE STANDING COMMITTEE OF THE ADMINISTRATION REPORT OF THE MUNICIPAL COMMISSIONER FOR GREATER BOMBAY FOR THE YEAR 1957-58.

(SUBURBS.)

56*. The Municipal Administration of the suburban areas continued to be carried on under the direct charge of the Deputy Municipal Commissioner (Suburbs) during the year under review.

Finances.

57. In preparing the Budget Estimates for the year under report, an Opening Cash Balance of Rs. 65.39 lacs was estimated. On the final closing of accounts for the year 1956-57, the actual Opening Balance for 1957-58 was Rs. 71.60 lacs which was less by Rs. 9.53 lacs than the actual Opening Balance of the previous year, *viz.*, 81.13 lacs. The total income was budgeted at Rs. 174.48 lacs but the actual realizations amounted to Rs. 2,00,04 lacs showing an increase of Rs. 25.56 lacs over the budgeted amount and an increase of Rs. 30.79 lacs over the actuals of the previous year, *viz.*, Rs. 169.25 lacs. On the Expenditure Side, the budgeted amount was Rs. 2,01,51 lacs but the actual expenditure at the close of the year amounted to Rs. 1,94,79 lacs which was less than the originally estimated by Rs. 6.72 lacs. The anticipated deficit of Rs. 27.03 lacs was thus turned into a surplus of Rs. 5.25 lacs. The financial transactions for the year ended with a Closing Balance of Rs. 76.85 lacs against Rs. 81.60 lacs in the preceding year.

A detailed study of the Income Side reveals that there was a net increase of Rs. 25.56 lacs, compared with the original Budget Estimates of Rs. 1,74.48 lacs and Rs. 5.01 lacs as compared with the revised estimates of Rs. 1,95.04. The main increases were under General Tax Rs. 4.19 lacs, Water Tax Compounded Rs. 1.96 lacs; Licensing and Removal of Encroachments Rs. 0.85 lac; Interest and Profit on Investment of Surplus Loan and other Balances Rs. 2.26 lacs; and Water by Meter Measurement R.s 5.90 lacs. The main decreases in income were under Rent of Water Meters Rs. 0.15 lac, contribution in lieu of Tolls Rs. 0.33 lac.

The actual expenditure for the year, *i.e.*, Rs. 1,94.79 lacs showed a net increase of Rs. 26.01 lacs over the actual expenditure of Rs. 1,68.78 lacs of the previous year. It was, however, less by Rs. 6.72 lacs than the original budgeted expenditure of Rs. 2,01.51 lacs. The final sanctioned grants for the year aggregated to Rs. 2,55.72 lacs against which the actuals amounted to Rs. 1,94.79 lacs leaving an unexpended balance of Rs. 60.93 lacs at the close of year. Of this, a sum of Rs. 34.96 lacs was being renewed for expenditure during the year 1958-59 and the balance, *viz.*, Rs. 25.97 lacs was treated as savings on the final grants sanctioned.

The provisions for Primary Education for the City and Suburbs which hitherto show separately were integrated with a view to avoiding administrative difficulties.

Loan Funds.

The amount of the loan raised during the year to finance the capital works expenditure including purchase of Plant and Machinery was Rs. 60 lacs. A contribution of Rs. 9 lacs was received from Government, being 1/3rd share of the expenditure incurred on the extension and improvement of (*a*) water supply, (*b*) sewerage and (*c*) surface drains. The total funds available for expenditure were Rs. 78.04 lacs against which the actual expenditure incurred amounted to Rs. 58.44 lacs, leaving an unspent balance of Rs. 19.59 lacs. The percentage by which actuals fell short of Budget Estimates was 57 as against 54 and 32 in the preceding two years.

Sinking Fund.

The book value of investments of the Sinking Fund at the close of the year amounted to Rs. 48.82 lacs including Rs. 93 in cash with the State Bank of India. Valuing the Municipal Debentures at par, the market value of Sinking Fund Investments came to Rs. 49.50 lacs. This together with the amount of interest accrued upto 31st March 1958, *viz.*, Rs. 27,655 and the cash with the State Bank of India of Rs. 93 brings the amount of Sinking Fund to Rs. 49.87 lacs, which more than covered the amount, *viz.*, 48.22 lacs at which the Sinking Fund should have accumulated at the close of the year. The excess in the Sinking Fund Investment account was Rs. 1.65 lacs.

Taxation Demand, Collection and Outstanding.

58. The rates of taxes during the year under report in respect of General Tax and Halalkhore Tax were 17¾ per cent. (which included ¾ per cent. Fire Tax) and 3 percent., respectively. The General Tax was levied at 14 per cent. of the rateable value of properties in 12 villages specified in List I of the Bombay Act XXX of 1951 as per provisions contained in Bombay Act XL of 1956. This percentage hold good for properties occupied for industrial purposes in the area specified in List II thereof where as the General Tax was levied at 10 per cent. in respect of all other properties in the area specified in the said List II. The rates for water supply by meter measurement varied from Rs. 0.75 to Rs. 2.40 per 1,000 gallons.

---

* Paragraphs 1 to 55 of Review of Standing Committee relates to the Administration Report of the city of Bombay.

At the close of the year, the total number of properties on the Assessment Register was 42,731 as against 41,890 and 40,819 in the previous two years, showing an increase of 841 and 1071 properties, respectively. The rateable value of all properties was Rs. 5,24.24 lacs as against Rs. 494.60 lacs and Rs. 497.22 lacs for the previous two years. This gave a rate of Rs. 102.74 per head of population as against Rs. 96.93 and Rs. 97.45 in the prevous two years Receipts from meter hire amounted to Rs. 1.16 lacs as against Rs. 1.29 lacs and Rs. 0.83 lac for the preceding two years.

3,296 complaints were registered during the year under report, out of which 1,851 complaints were registered under Section 167 of the Act and 1,445 were registered under Section 162 of the Act.

There were 46 appeals against rateable values under Section 217 of the Act. Of these 1 was withdrawn, 5 compromised and 40 were pending on 31st March 1958.

No suits were filed against rate-payers for recovery of taxes during the year under report.

Miscellaneous receipts accounted for a sum of Rs. 0.47 lac during the year under report.

The net total demand in respect of Property and Wheel Taxes for the year was Rs. 1,35,09 lacs and Rs. 5.41 lacs excluding arrears in respect thereof at the end of the previous year which amounted to Rs. 110.72 lacs and Rs. 5.68 lacs respectively. The total amount collected during the year was Rs. 145.57 lacs as against Rs. 1,38.57 lacs in the previous year. The total outstanding of taxes at the close of the year amounted to Rs. 106.93 lacs, the percentage of outstandings to net demand being 41.62. The Standing Committee find that accumulation of large arrears of taxes has become almost a normal feature of the Collection of our annual revenue and consider that it is very necessary that in order to bring down the huge outstandings a more sustained and concentrated drive should be directed by the Department.

Urban Immoveable Property Tax.

The rates of taxation during the year continued to be the same as in the preceding year, *viz.*, 5 per cent. in the case of buildings and lands, the rateable values of which were more than Rs 2,000n in each case and 2½ per cent. in the case of buildings and lands, the rateable values of which were Rs. 2,000 or below but not less than Rs. 500 in each case. The rates in respect of village properties were 3 per cent. in case of buildings and lands, the rateable values of which were more than Rs. 2,000 in each case and 1½ per cent. in case of buildings and land, the rateable values of which were Rs. 2,000 and below in the areas pecified in List I of the Bombay Act XXX of 1951 an Act to amend the Bombay Municipal Corporation Act and 2 per cent. in the case of buildings and lands, the rateable values of which were more than Rs.2,000 in each case and 1 per cent. in the case of buildings and lands, the rateable values of which were Rs. 2,000 and below in the areas specified in List II of the Act. The properties having a value of Rs. 499 and below were exempted. The properties falling in the same locality were grouped together for the levy of this tax. The net demand in respect of the tax was Rs. 32.37 lacs including the arrears of Rs. 14.18 lacs. The amount collected was Rs. 16.60 lacs, *i.e.*, about 51.27 per cent. of the demand.

From the classification of properties according to the rateable values, It is found that as many as 42,731 properties came within the rateable value upto Rs. 20,000 leaving only 140 properties having rateable values between Rs. 20,001 and Rs. 3,50,001 and above.

Drainage and Sewerage.

59. In order to give addtional amenities to the residents in the Suburban areas, a number of works were carried out during the year. Cleansing of open *Kutcha* drains and sewers were attended to from time to time. Proposals for paving and covering of the *kutcha* drains from Ghodbunder road to the newly constructed Nalla at Vile Parle and similar other works were formulated. The Committee trusts that the proposals will be put up for necessary sanction and works carried out as early as possible., During the year under review the work of construction of sewers in drainage districts Nos. I II and III comprising Khar-Santacruz Juhu-Vile Parle and Ghatkopar-Chembur, respectively made further progress.

Some of the sewer works in Town Planning Scheme III, Bandra, Chuim Village, Town Planning Scheme III Santa Cruz, Palli Hill area, etc., were completed at an aggregate cost of Rs. 5,38,314.

Sewerage facilities were extended to Chembur and Ghatkopar. The scheme of laying additional sewers in some parts of Kurla was sancioned.

The work of construction of purification works at Versova and Ghatkopar was carried out by contract and the same were put into Commission. The civil engineering work of the pumping station at Khar was completed during the year.

After the sewers in different areas started functioning, notices, under Section 231 of the Bombay Municpal Corporation Act, were served with the sanction of the Standing Committee on the property owners for joining their house drains to the newly laid sewers. 528 Notices were served and in 273 cases paries have submitted proposals and in 116 cases, parties carried out the works. 161 privies were converted into water-closets on full flushing system and an amount of Rs. 1,52,644 was paid by way of subvention.

Upkeep, Maintenance and Repairs of Municipal Properties and Roads,

60. An amount of Rs. 20,484 was spent during the year under report on normal repairs including monsoon works of about 111 Municipal Buildings in the Suburbs.

The total mileage of the roads in the Suburbs is about 192.00 comprising 12.18 miles of water-bound roads 152.15 miles of Asphalt roads 13.49 miles of concrete roads and about 14.18 miles of unmetalled roads.

New footpaths on the Bombay Agra Road and Ghodbunder Road were under construction during the year.

The ferry scvice between Versova and Madh Island was maintained satisfactorily during the year. The total receipts amounted to Rs. 18,625 as against the expenditure of Rs. 12,102. The cost of street lighting by electric lamps numbering 6,539 amounted to Rs. 5.12 lacs as against Rs. 5.71 lacs in the previous year.

The work of issuing permission to factories, under Section 390 of the Bombay Municipal Corporation Act continued to be dealt with by the Factory Section under the City Engineer.

Inspite of careful vigilance the spate of unauthorized construction could not be checked effectively. In 195 cases of unatuhorized structures, sanction of the Standing Committee was obtained under Section 351 of the Bombay Municipal Corporation Act. In 47 cases structures were removed by the parties and in 24 cases departmentally during the year.

The total number of building constructed by private enterprise during the year was 435. Out of these 275 were residental buildings. The total number of buildings constructed by Housing Societies and by Employers for their employees was 30 and 7 respectively.

16 Buildings or portions there of collapsed during the year.

The Arbitrators have declared awards in respect of Town Planning Schemes No. V—(Santa Cruz) ; and awards in respect of Town Planning Schemes Nos. III.—(Ghatkopar), IV.—(Santacruz), V.—Vile-Parle, III, IV and V—(Bandra) were awaited. The number of applications for commencement certificates was 267.

Water Supply.

61. Suburbs in the same way as the City, were supplied with water by gravity from the four lakes, *viz.*, Tansa, Vehar, Tulsi and Vaitarna. In the Suburban areas, water is supplied for 24 hours except for certain elevated localities like Bandra Hill and Pali Hill, which receive water for 12 hours at night time. The Western Suburbs are served by the 24" Tulsi main which is augmented from the 57" West and East Tansa mains at Marol and Bandra, the total average daily supply being 15.00 million gallons per day. The Eastern Suburbs are supplied water through ten tappings on the 48" > 32" > 24" Vehar mains the total average daily supply being 13,00 million gallons. Water for all purposes was charged by meter measurement. 948 new connections were made during the year in the suburbs. The total number of stand pipes in the Old Suburban limit was 381 of which 142 were for the gratuitous use of the public and the remaining were on payment. With a view to preventing misuse of facilities granted by the provision of stand-pipes at compounded rates, rules were framed restricting such stand-pipes being given only in case of underdeveloped areas, and in all other cases metered stand pipes were given for groups of families. A compounded charge was levied for these stand pipes in order that the poor may get water at a lower cost. About 94.90 million gallons of water were supplied to the suburban areas during the year, 3,846 million gallons and 56.74 million gallons being for domestic and non-domestic purposes, respectively, against 2,983, 6,000 and 4.932 million gallons in the preceding three years.

141.34 miles of water mains of various sizes varying from 3" to 36" were maintained during the year. There were 1,472 complaints regarding short supply against 1,110 in the previous year. It is reported that most of these complaints were due to inadequate sizes of connections, absence of connections and manipulation of supply by landlords.

There were 74 bursts on various mains and 2,556 repair works were carried out during the year at a cost of Rs. 93,095 lacs.

There were 142 Public Stand pipes and 76 wells during the year under report and about 362 million gallons of water was supplied gratuitously to the public through stand pipes.

1,139 disconnection orders were received from the Assessment department with the approval of the Standing Committee. Out of these, in 96 cases connections were cut off and in the remaining 1,043 cases orders were not executed as the amounts of the Municipal dues were paid up in time. In addition to the above, 32 disconnections were made for defective fittings. In all 1,039 notices were issued for defective fittings druing the year. The total revenue derived during the year from meter hire amounted to Rs. 1.36 lacs and that from the sale of water for all purposes by meter measurement amounted to Rs. 35.91 lacs. The amount recovered as compounded charges was Rs. 1.93 lacs.

For improving water supply in the suburbs, about 22.37 miles of mains were laid and old ones were enlarged to meet the increasing demand for domestic and industrial purposes.

Licences.

62. During the year 5,778 Licences and Permits were issued as against 6,454, 6,292 and 5,783 during the previous three years, showing decrease of 676, 514 and 5 respectively. The fees realized therefrom amounted to about Rs. 1.70 lacs against Rs. 2.46 lacs, Rs. 1.96 lacs and Rs. 1.90 lacs in the previous three years. At the end of the year, an amount of about Rs. 0.41 lac was pending adjustment in respect of 333 licences against a sum of about Rs. 0.20 lac in respect of 111 licences in the previous year. The loss of revenue incidental to the disuse or demolition of old licenced premises amounted to about Rs. 4,612 as against loss of about Rs. 2,849 in the previous years. Fees amounting to Rs. 45,692 were received for permits issued for exhibiting 959 sky-signs and advertisements as against Rs. 30,347, Rs. 33,958 and Rs. 38,544 in the previous three years. The fees realized from the issue of 4,046 licences to Hawkers and Squatters amounted to Rs. 45,334 as against Rs. 45,881, Rs. 48,490 and Rs. 43,538 in the previous three years.

During the year 849 prosecutions for offences under the Act as against 787, 422 and 567 in the pevious three years were instituted. The total amount of fines inflicted in 281 cases of convictions was about Rs. 4,665 as against Rs. 1,360, Rs. 3,401, and Rs. 4,170 for the previous three years in 86, 114, and 206 cases of convictions, respectively.

The total revenue of the Department was about Rs. 4.55 lacs.

Administration of Shops and Establishment.

63. During the year 928 new applications for registration were received. The total number of establishments registered at the close of the year was 12,883 as against 12,261, 10,709 and 11,591 in the previous three years. During the year 14,823 visits were paid to various establishments, 120 complaints were received whereas 4 were pending disposal at the beginning of the year ; 122 complaints were investigated, leaving 2 pending at the close of the year. 103 Mass raids were arranged during the year, of which 69 were 'day raids' and 34 'night raids.' while 605 new prosecutions were instituted during the year as against 6.50 in the previous year. The number of cases pending atthe end of the year was 103 including 6 on dormant file. The total amount of fines realised was Rs. 14,770 as against Rs. 16,620 and Rs. 16,355 in the previous two years. The total expenditure incurred in administering the Act was Rs. 62,292. The grant-in-aid sanctioned by the Government for the year 1956-57 in respect of the administration of the Act in the Suburban area was about Rs. 16,605 against Rs. 16,355 in the previous year. An amount of Rs. 1,843 was received by way of Registration Fees, etc., during the year as against Rs. 2,424 in the preceding year.

Theatre Tax.—The concession of 20 per cent. rebate, if the tax was paid in advance before the 5th of every month was continued during the year. The total collection of receipts from the tax amounted to about Rs. 0.99 lac as against Rs. 0.93 lac and 0.93 lac in the previous two years.

For the administration of Payment of Wages Act, 1936, the staff consisting of one Junior Inspector and one Clerk which was appointed, was continued during the year under report. 59 complaints were received, 61 whereof were disposed of mostly by effecting compromises between employers and employees and 1 was pending at the close of the year.

Markets and Slaughter Houses.

64. During the year the number of Municipal Markets and Slaughter Houses remained the same as in the previous year, *i.e.*, 16 and 5 respectively. Besides, the 16 Municipal Markets there were two private markets, as in the previous year. Several Improvements in the markets were made during the year under report, the impotant among them being provision of cement concrete platforms at the fish Section at Andheri Market, and Town Market Bandra, sheds over the vegetable squatters' spaces at Town Market Bandra and Expanded metal frames to the Slaughter House at Chembur.

The total receipts of the Department during the year amounted to Rs. 5,78,216 as against Rs. 4.99,507 realised in the previous year, showing an increase of Rs. 78,709 over the previous year.

During the year, unwholesome articles of food such as meat, fish, vegetable, etc., weighing 48,248 lbs. were destroyed as against 34,471 and 31,503 lbs. during the preceding two years. The total meat destroyed was 9,251.5 lbs. as against 8,398¾ lbs. and 6,017 lbs. in the previous two years. Out of 73 cases for unauthorized slaughter 72 cases were filed resulting in convictions. Total fines inflicted amounted to Rs. 2,330. The total amount realised by auction sale of confiscated animals was Rs. 1,100.23. The total number of animals slaughtered in merged areas during the year was 80,695 which realised a slaughter fee of about Rs. 0.95 lac.

Suburban Gardens.

65. There were in all 14 gardens in the Suburbs. Besides, the site for laying out a garden at Chuna Bhatti, old Kurla was developed during the year under report. The Garden at Hill Road, Bandra was laid out. A Summer House is proposed to be constructed at Chembur.

127 cement concrete mosaic benches were provided in different gardens in the Suburbs 1,250 trees were planted on public roads and in the gardens in the Suburbs.

2 Vocal Music, 2 Band and 6 Orchestra programmes were arranged at the gardens and bandstands in the Suburbs during the same period.

Seven gardens in the suburbs have been provided with electric lights.

Education.

66. There were 109 schools and 39 classes in the merged areas on 1st April 1957. During the year one new school and 10 new classes were opened. 14 classes were converted into schools and one class was closed. There were thus on 31st March 1958, 124 Municipal Schools and 34 classes with a strength of 52,175 pupils on the roll at the end of the year. The highest number of pupils during the year was 52,266 at the end of August 1957 and the average number of pupils throughout the year was 42,704. Out of 124 schools 52 were Upper Primary Schools.

At the end of the year there were 1,349 ordinary teachers and out of 1,349 teachers, 1,167 (*i.e.*, 86.5 per cent.) were trained as against 974 (*i.e.*, 85.3 per cent.) in the previous year.

The number of Municipal owned school buildings in the Suburbs at the end of March 1958 was 37. The remaining schools were accommodated in rented buildings.

Physical Education was imparted as per the curriculum laid down by Government. Various extra curricular activities; *viz.*, *Sharad Utsav*. Vacation libraries, etc., were conducted in the schools on the lines of the City schools. Mass Drill Displays, Annual Sports, etc., were also held during the year.

The work of enforcement of compulsory education was being looked after by the Assistant Special Attendance Officer with the assistance of respective Superintendents of Municipal Schools and their Subordinate Supervising Officers.

Extension of Milk-in-Schools Scheme to the Suburban Municipal Schools continued to work satisfactorily during the year. About 8,000 under-nourished children received the benefit of free supply of toned milk and snacks in the form of *Chiki* or fruits.

The experiment on teaching on progressive lines started in the previous year in the Municipal Ghatla Marathi School, situated in a small village in Trombay progressed satisfactorily with good results during the year under report.

There were 67 Aided Schools at the close of the year with 575 teachers for 18,500 pupils. There were also 7 Recognised Schools with 32 teachers and 872 pupils attending them.

The total expenditure incurred by the Suburban Aided Schools was Rs. 9.24 lacs as against Rs. 9.24 lacs in the preceding year. The average cost per pupil was Rs. 90.5 to the Aided Schools and Rs. 9.6 to the Corporation.

The total amount of grants assessed during the year was Rs. 2.33 lacs. However, the Budget provision being less, recourse was taken to apply cuts to the assessed grants taking into consideration the success of income from fees, etc., of the schools concerned.

Systematic Medical Inspection of pupils in the first four standards was undertaken during the year. The defects detected among children were communicated to their guardians most of whom consented to their wards being treated in Municipal Medical institution.

Public Health.

67. The total area of the Suburbs admeasures about 43,398 acres or 67.81 sq. miles and has a population of 5,10,250 as per 1951 Census. The mid-year estimated population for 1956 was 7,08,000. The mean density of population roughly came to 16.3 per acre.

The number of live births recorded during the year was 22,612 (11,775 males and 10,837 females) which was more by 373 than that during the previous year *i.e.*, 22,239. Still births reported during the year were 725 or 3.2 per cent. of live births. The total number of deaths registered from all causes during the year was 6,752 (3,720 males and 3,032 females) as against 5,835 in the previous year, showing an increase of 917. Deaths among infants under one year of age numbered 1,757 which increased by 175 against the number in the preceding year (1,576). The infant mortality rate for the year was 77.4 per 1,000 live births as against 70.9 for the previous year. Birth rate was 44.3 and death rate was 13.2 per 1,000 population giving a natural increase of 31.1 per 1,000.

Deaths due to communicable diseases were Small-pox 60; Enteric Fever 55; Malaria 6; Influenza 28; Tuberculosis 322; Dysentery 47 and Diphtheria 22. No deaths were reported from Plague and Cholera. It is reported that the sanitary conditions in the merged areas improved in several respects. Licences were issued to all such trades as were found conducted in the Municipal limits with a view to enforcing on them the minimum hygienic and sanitary requirements.

The Publicity Section of the Public Relations Department organized 57 health education film-shows in addition to 104 mass-vaccination, 48 T. A. D. Inoculation campaign and 5 mass anti-Cholera inoculation campaigns.

The scheme for the supply of milk on Sundays to children under 12 years of age was continued as before at 21 centres and on an average 8,160 children received the milk feed on Sundays. Supplementing the milk-feed with snacks was continued during the year in Municipal Schools and in all 11,850 undernourished children from Municipal Schools received 6 ozs. of toned pasterized milk each, on every school working day. The total expenditure incurred during the year on the supply of milk and snacks amounted to about Rs. 2,12,896.

The Standing Committee view with concern the increasing rate of infant mortality which has increased from 70.9 per thousand live births for the previous year to 77.4 per thousand live births during the year under report. Likewise it is disconcerting to note that out of 540 deaths due to communicable diseases as many as 322 deaths were due to Tuberculosis alone which are far more than the total deaths caused by all other communicable diseases. The Committee would like to urge upon the Municipal Health Authorities to accelerate implementation of health measures so that death rate may be appreciably reduced.

Medical Relief.

There were in all 11 Municipal Dispensaries rendering Medical Relief in the merged Suburban area during the year. Proposals to construct a 20 bedded Maternity Home in the compound of the N. J. Wadia Dispensary, Andheri and a 50 bedded General Hospital at Rajawadi, Ghatkopar, have been sanctioned and the construction of the latter has been nearing completion. A new Municipal Maternity Home in the compound of the N. J. Wadia Dispensary, Ghodbunder Road, Andheri, is proposed to be started shortly.

In addition to the two dispensaries and Maternity Wards attached to the two Hospitals at Bandra and Kurla, there are 9 free Municipal dispensaries in the Suburban areas. Three mobile dispensary units rendered medical relief in the villages in the Suburbs according to a planned programme. The total number of new patients treated in all the dispensaries including two mobile units and the Municipal Mobile Unit was 4,32,246 whereas the total out-patient attendance was 17,99,239.

Street Cleansing and Conservancy.

68. The Conservancy services comprising cleansing of roads and footpaths, collections, removal and disposal of refuse and night soil, licensing and destruction of dogs were carried out satisfactorily during the year.

21 Refuse lorries and a trailer were used for the collection and removal of refuse during the year. The total surface of roads, footpaths and open spaces cleaned during the year was 38.93 lac square yards. The increase was due to the addition of new roads and footpaths. 60,846 tons of refuse were collected during the year, out of which 55,200 tons were utilized for reclamation of Municipal lands and 5,646 tons were sold to private parties for filling up wells and low-lying lands in different wards.

9,320 gallons of night soil were removed daily and 233.72 lacs gallons of cesspool contents were removed during the year by the suburban conservancy staff. The night soil and cesspool contents were continued to be disposed of at the four depots, discharging the same at various points into the creeks except for a small quantity used for composing at Ghatkopar in dry season.

In pursuance of the policy to improve the methods of disposal of excrementitious matter, the works of construction of night soil depots with hoppers at the purification works situated at Andheri Versova Road and Khar were almost complete.

2,176 dog licences were issued as against 2,079 in the preivous year and 3,756 dogs were caught and removed to the Lethal Chamber at Mahalaxmi, during the year.

In addition to the staff of 17 scavengers detailed for catching rats and attending to rat pest complaints, the staff consisting of 5 Junior Overseers, 5 Mukadam and 35 rat-biggaries was appointed on temporary basis from the middle of November 1957 to intensify the rat catching operations. The total number of rats caught during the year was 49,663.

Removal and Disposal of carcasses.—The right of removing and disposing of carcasses was entrusted to the Greater Bombay Co-operative Conservancy Society. The Madhavis operated in the respective villages.

25 Animals (9 big and 25 small) were removed through Municipal Agency.

The work of construction of additional staff quarters at Kurla and Versova was started.

An additional welfare centre was opened at Chembur during the year. Other existing centres at Kurla, Andheri and Khar worked satisfactorily.

The income earned through different sources by the Conservancy Branch was Rs. 1.61 lacs.

Veterinary Dispensary at Khar.—This dispensary was taken over by the Corporation from the *ex*-Bandra Municipality to whom the building was donated by Seth Shri Dayabhai Amarsey in memory of his daughter, Smt. Nandubai, in the year 1934 for treating dumb animals.

A Junior Veterinary Inspector who is in charge of the Dispensary carried out the inspection of the milch cattle stables in H Ward (Bandra). The work of anti-rabic treatment was also carried out at the Dispensary.

The number of animals treated and inoculations done during the year was 6,805 and 75 respectively, and the revenue realised during the year was Rs. 2,684.

During the year, the fleet of motor vehicles of Municipal Transport in the Suburbs consisted of 205 vehicles.

(EXTENDED SUBURBS)

Extended Suburbs.

69. With effect from 1st February 1957, the *ex*-local bodies, *viz.*, Goregaon Dahisar, Malad, Kandivli, Borivli and Mulund and the 34 villages of the District Local Board, Thana, referred to in Schedules I and II of the Bombay Act LVIII of 1956, merged with the Municipal Corporation of Greater Bombay.

The financial positon of all these local bodies which was quite disheartening last year improved during the year resulting in a surplus of Rs. 10.39 lacs at the end of the year.

The actual income, expenditure and surplus in respect of the transactions during the year were Rs. 27.88 lacs, Rs. 16.89 lacs and Rs. 10.39 lacs, respectively. The Surplus Cash balance as on 31st March 1958 thus worked out to Rs. 1.17 lacs as against the estimated closing balance of Rs. 10.84. lacs. During the year a loan of Rs. 25 lacs was raised at 4 1/4 per cent. with 25 year's currency. The loan liabilities of the Corporation in respect of Budget 'F' at the close of the year stood at Rs. 25 lacs.

Taxation, Demand, Collection and Outstandings.

70. The rates of taxes during the year under report in respect of House Tax and Consolidated Tax were 12½ per cent. in the areas of the defunct Municipalities of Malad and Kandivli ; 15 per cent. in the area of the defunct Municpality of Borivli ; 17 1/2 per cent. in the areas of the defunct Municpialities of Mulund ; 10 per cent. in the areas of the defunct Village Panchayat of Goregaon and 8 per cent. in the areas of the defunct Village Panchayat at Dahisar.

71. The rate of Special Sanitary Cess was Rs. 4 per month per privy seat in the areas of the defunct Municipality of Malad ; Rs. 2 in the areas of defunct Municipalities of Kandivli, Borivli and Village Panchayats of Goregaon and Dahisar and 5 per cent. of the Rateable value in the areas of the defunct Municipality of Mulund. The rate of General Sanitary cess was Rs. 4 per year per structure in the areas of the defunct village Panchayat of Goregaon and Rs. 4 per house where Annual Letting Value is above Rs. 45 and Re. 0-4-0 per house where Annual Letting Value is Rs. 45 or less.

Special and General Sanitary Cess.

At the close of the year, the total number of properties on the Assessment Register was 16,027. The reateable value of all these proerties was Rs. 152.78 lacs as against Rs. 1,41.36 lacs for the previous year. This gave a rate of Rs. 138.05 per head of pouplation as against Rs. 127.89 in the preceding year. Receipts from Property Tax and Wheel Tax against the net total demand of Rs. 50.35 lacs including arrears of Rs. 27.04 lacs for the years prior to 1st April 1957 was Rs. 20.45 lacs.

2,392 complaints were registered during the year under report, out of which 624 were registered under Section 167 of the Act and the remaining 1,768 under Section 162 of the Act.

There were 52 appeals against rateable values under Section 217 of the Act and they were pending decision at the end of the year. Similarly 45 claims for refund of taxes received during the year were under disposal on 31st March 1958.

72. An a nount of Rs. 10,200 was spent during the year under report on normal repairs and maintenance of 64 Municipal Buildings in the Extended Suburbs.

Upkeep, Maintenance and Repairs of Municipal Properties Roads.

The total mileage of the roads in the Extended Suburbs is 72 comprising about 40 miles of bituminous road, 20 miles of metalled road and about 12 miles of unmentalled and *kutcha* roads. The expenditure incurred on their mainfenance was Rs. 44,555.

Strict supervision was maintained over irregular, unauthorized and haphazard constructions of buildings in the Extended Suburbs and prosecutions were launched against defaulting house-owners. About 1,000 notices were issued under different sections of the Municipal Act. 300 bulding completion certificates were issued during the year.

The details of the Town Planning Schemes, one for Malad and two for Borivli prepared by the *ex*-Malad and *ex*-Borivli Municipalities and sanctioned by Government were under scrutiny.

73. Water Works Department in the Extended suburbs comprised of(*a*) Distribution, and Maintenace Section of Western Section comprising of P and R Wards (*b*) Distribution and Maintenance Section comprising of T Ward.

Water Supply.

The main source of water supply for Kandivli, Borivli, Dahisar and outlaying villages is mainly through wells. The Western Extended Suburbs are served by 8" Malad-Madh—Marve Military Main, 8" and 12" Goregaon Mains and by Public Stand Pipes fed by bore-wells while the Eastern Extended Suburbs are served by 15" Main with 9" Tapping from the 72" main at Mulund laid on behalf of the *ex*-Mulund Municipal Borough by the Public Health Engineer, Government of Bombay and the connection given to Messrs. Asbestos Cement Company Ltd., at Mulund, directly from the two 72" Tansa Steel Mains.

At present the 8" Malad-Madh-Marve Military Main serves Goregaon, Malad and Madh Islands, The 8" <12", Goregaon Main feeds Government colonies at Goregaon and Versova. At 71 stand pipes in Malad, water is supplied through coupon system. In addition to 37 metered connections in Goregaon water is supplied free at 13 Stand Pipes. Free water is supplied also at Akurli and Babhai Village. Metered connections from the 72" Tansa mains were given to the residents of the Eastern Extended Suburbs.

150 new connections of sizes varying from 1/2" to 4" in Eastern and 24 in the Western Extended Suburbs. The total number of Public Stand pipes in the Extended Suburbs was 136 and 71 public wells of potable water. Water rate was brought down to 75 nP. per 1,000 gallons from Rs. 3.87 per 1,000 gallons. 1,080 million gallons of water were supplied to the Western Extended Suburbs and 178 million gallons to the Eastern Extended Suburbs during the year.

12 miles of water mains of sizes varying from 1" to 15" were maintained during the year. There were 52 complaints regarding short supply and a number of *morchas* and representations were received in the Western Section.

During the year 18 Notices were served for defective fittings. There were no prosecutions.

For improving water supply in the Extended Suburbs, about 6.42 miles C. I. pipes of sizes varying from 4" to 18" and 9,900 R.ft. of G. I. pipes of sizes 1" to 2" were laid during the year. A length of 10,000 R.ft. of 24"> 18" main was laid along Central Salsette Track connecting 24" Tulsi Main to 30" main in Ghodbunder Road near Juhu Lane. From this point a length of about 4,000 R.ft. was laid along Ghodbunder Road to feed the 27"> 24"> 18" Main.

Licences.

74. Unlike in the City and the Suburbs, there was no licensing system in Gram panchayat areas of Goregaon and Dahisar but in the area of Kandivli, Malad, Borivli and Mulund, licences were issued in respect of eating houses, hotels, aerated water shops and pan shops, etc., only. The total receipts on this account amounted to Rs. 4,624.50 during the year. Fees amounting to Rs. 192 were received for permits issued for new advertisements, hoardings, etc., existing at the time of merger. The system of removal of encroachments on public streets was introduced during the year under report resulting in realisation of redemption charges to the tune of Rs. 373.

During the year 11 prosecutions for offences under Section 398 of the Act were instituted which were subsequently withdrawn on payment of the licence fees. Recoveries in respect of stallage charges made at the rates of the *ex*-Municipalities till 31st March 1958 amounted to Rs. 1,473.50.

Administration of Shops and Establishments.

75. The total number of establishments registered at the close of the year was 4,313. During the year 2,919 visits were paid to various establishments. 21 complaints were received of which 15 were disposed of leaving 6 pending disposal at the beginning of the year. 11 mass raids were arranged during the year. The total amount of fines realised was Rs. 650. An amount of Rs. 2,986.70 was received by way of Registraton Fees, etc., during the year.

For the administration of Payment of Wages Act, 1936, the staff consisting of one Inspector and one peon was appointed during the year under report. 9 complaints were received, 6 whereof were disposed of mostly by effecting compromises between employers and employees and3 were pending at the close of the year.

Theatre Tax.—Theatre Tax was collected at old rates prevalent in the *ex*-Municipalities till 31st March 1958. The total collection of receipts from the tax amounted to about Rs. 23,293.75.

Markets and Slaughter Houses.

76. There were in all 15 Markets out of which 8 were Municipal and 7 Private Markets. In the absence of a slaughtering house, the slaughtering of sheep and goats was done in the slaughtering chambers attached to Borivli, Kandivli and Mulund Municipal Markets and Malad private Market. There were 28 outside meat shops.

The total receipts of the Department during the year amounted to Rs. 48,761.

During the year, in all two raids were carried out for the detection of unauthorized slaughter of animals in different parts of the Extended Suburbs. One prosecution was launched in which the accused was fined Rs. 70. Besides 20 live goats were seized and an amount of Rs. 228 was realised by way of sale of confiscated animals and 125 lbs. of unwholesome meat was destroyed.

Gardens.

77. There were only two gardens in the Extended Suburbs. Besides the work of developing four open plots at Mulund, Malad and Kandivli was in progress. Recorded music was relayed in the Lala Tulsiram Park at Mulund on holidays and Sundays through a Contractor.

Education.

78. There were 54 schools and 1 class in the Extended Suburban Area on 1st April 1957. During the year 2 schools were taken over and 4 new classes were opened. One class was closed during the year under report. There were thus on 31st March 1958, 56 Municipal Schools and 4 classes with a strength of 15,656 pupils on the roll at the end of the year. The highest number of pupils during the year was 16,819 at the end of August 1957 and the average number of pupils throughout the year was 11,614. Out of 56 schools, 27 were Upper Primary Schools.

At the end of the year, there were 347 ordinary teachers as against and 319 ordinary teachers in the previous year. Outof 347 teachers only (*i.e.* 44.6 per cent.) were trained as against 122 (*i.e.*, 38.2 per cent.) in the previous year.

The syllabus of studies was divided month by month for the guidance of teachers and for gradual completion of studies in time as per schedule. Teachers' Diaries, Progress cards and Progress Registers were maintained in all schools. Monthly tests of pupils of Standard IV to VII and Weekly Tests of pupils of Standars I to III were taken during the year. Written Annual Examinations of pupils of Standards IV to VII were held along with the examinations of the City and Suburban Schools.

Text books for Extended Suburban Schools contihued to be the same as last year.

The number of Municipal owned school buildings in the Extended Suburbs at the end of the year was 25. Remaining schools were accommodated in rented buildings.

Physical Training was imparted as per the curriculum laid down by government. Various extra-curricular activities, *viz.*, *Sharad Utsav*, Vacation libraries, excursions, etc., were conducted in the schools on the lines of the City and Suburban schools. Mass Drill Displays Annual Sports, Annual Scout Sports, etc., were also held during the year.

The work of enforcement of compulsory education was being looked after by the Assistant Special Attendance Officer with the assistance of respective Superintendents of Municipal Schools and their Sub-ordinate Supervising Officers. A census of school going age, *i.e.*, from 6 to 11 as well as those aged 3 to 6 was carried out from 8th July to 4th August 1957.

The total expenditure for the year amounted to Rs. 3.57 lacs against which an amount of Rs. 2.25 lacs was received from Government. The average cost per pupil according to the number of pupils on the rolls was Rs. 22.84 while the average cost according to the average number of pupils on the rolls for the whole year came to Rs. 30.80.

The experiment on teaching on progressive lines started in the previous year in the Municipal Ghatla Marathi School, situated in a small village in Trombay progressed satisfactorily with good results during the year under report.

There were 41 Aided Schools at the close of the year with 338 teachers imparting education to 87,928 pupils. There was also one Recognised School with 8 teachers and 99 pupils. The total expenditure incurred by these Schools was Rs. 4.59 lacs. The average cost per pupil was Rs. 80.7 to the Aided Schools and Rs. 7.8 to the Corporation.

The total amount of assessed grant came to Rs. 1.09 lacs, However the Budget provision being less, recourse had to be taken to apply cuts to the assessed grant and the final amount worked out to Rs. 0.44 lac.

Systematic Medical Inspection of pupils in the first four standards was undertaken during the year. The defects detected among children were communicated to their guardians most of whom consented to their wards being treated in Muicipal Medical institution.

Public Health.

79. The total area of the Extended Suburbs was about 47,980 acres or 75 sq. miles with a population of 1,59,617 as per 1951 Census. The mean density of population was 3.6 per acre.

The sanitary conditions prevailing in the newly merged areas were appaling and much of the time had to be spent in doing the spade work which was essetial to begin with the work of rendering medical relief and improvement of sanitation.

The complete record of births and deaths was not available with the defunct local bodies oftheir respective areas. A beginning was made to collect the information of births and deaths The Committee hopes that the vital statistics in respect of Extended Suburbs will be made uptodate at least next year.

Notification of infectious diseases by the Medical practitioners was not seen to a desirable extent. However a growing awareness in this respect was observed.

Terminal disinfection of houses was carried out and concurrent disinfection was advised whenever cases of infectious diseases were known to have occurred.

The incidence of diarrhoes and vomitting was high in R Ward during July 1957, attacking 21 persons during a week out of which 3 proved fatal. The incidence of small-pox was also high during the months of February and March. During influenza epidemic about 10 per cent. of the total population suffered from the illness. Necessary measures were taken to abate the incidence.

The work of vaccinationwas taken over from Government Agency from 1st October 1957 Seven Vaccination Stations were opened in different parts of the Extended Suburbs for mass vaccination. Vaccination was also done in other localities where the small-pox cases were detected. No serious ill-effects due to vaccination were observed or reported during the year.

Medical Relief.

There were in all 5 Municipal Dispensaries rendering Medical Relief in the merged Extended Suburban area during the year. There were 2 Maternity homes one each at Malad and Mulund. All these medical institutions were taken over by the Corporation after the merger. A nominal fee of Rs. 2 was charged per patient per day at the Dispensaries while a fee of Rs. 20 and Rs. 30 per patient was charged at the two maternity homes. A proposal to abolish the fees was under consideration. Mins has since been done.

There were two ambulances, one at Malad and another at Mulund, which continued to render services on payment of charges.

Street Cleansing and Conservancy.

80. The Conservancy services comprising cleansing of roads, footpaths and open channel drain, collecion, removal and disposal of refuse and night soil, removal and disposal of carcasses, and destruction of rats, were carried out satisfactorily during the year.

Collection and removal of refuse was done by means of 318 Municipal dust-bins and 85 unauthorized dumping places. The total surface of roads, footpaths and open spaces cleaned during the year was 6.89 lacs square yards. All the open channel drains were also cleaned. Out of 13,460 tons of refuse collected, 12,178 tons was utilized for the reclamation of Municipal lands and 1,782 tons was disposed of by incineration.

3,800 gallons of night soil were removed daily and 13,87 lacs gallons of cessppool contents were removed during the year. The night soil and cesspool contents were disposed of at the three depots at Kandivli, Borivli and Oshivra.

One block consisting of 6 seats of public sanitary conveniences at Kandivli was maintained. Proposals for providing additional public sanitary conveniences at various places were under consideration. Special services for cleansing and removal of contents of septic tanks were continued on payment.

Few complaints regarding rat-nuisance were received and attended.

Removal and Disposal of carcasses.—The right of removing and disposing of carcasses from the Extended Suburban Area was entrusted to the contractors. In all 240 animals consisting of 200 big and 40 small, were removed. No animals was removed through Municipal Agency.

The existing conservancy staff quarters at Borivli, Malad, Goregaon and Mulund were found inadequate. Proposals were made for the construction of additional ones at Malad and Mulund.

No income was earned through any source by the Conservancy Branch during the year under report.

Audit.

81. This year also the Municipal Chief Auditor's Report has not been included in the Municipal Commissioner's Administration Report, as required by Section 137(4) of the Bombay Municipal Corporation Act, as it was not received in time. The Standing Committee feel that every effort should be made to comply with the statutory provisions by the departments concerned. The Municipal Chief Auditor's Report would have been of much help to the Standing Committee while studying the report of the Municipal Commissioner. The report, however, will be forwarded to the Corporation separately when received.

Acknowledgment.

82. In conclusion, the Standing Committee desire to record their appreciation of the very valuable services rendered by Shri V. L. Gidwani, I.C.S., whose high administrative ability and financial acumen were of great help to the Committee. The Committee also place on record their appreciation of the services rendered by the other Municipal Staff.

B. P. DIVGI,

Chairman, Standing Committee.

MUNICIPAL CORPORATION OFFICE,

BOMBAY *17th June 1959.*

Administration Report Of The Suburbs And The Extended Suburbs For The Year 1957-58

Administraiton Report of the Suburbs including the Extended Suburbs for the year 1957-58.

The Municipal Administration in the Suburbs was in charge of Shri H. T. Sadhwani, B.Sc. LL.B., I.A.S., Deputy Municipal Commissioner (Suburbs). He was also in charge of the Municipal Administration of the Extended Suburbs from 1st November 1957 till the end of the year.

II.—HEADS OF DEPARTMENTS

Shri V. R. Kelkar held the post of Assistant Accountant (Suburbs) from 1st April 1957 to 2nd February 1958 and Shri N. S. Barve was appointed as Acting Assistant Accountant (Suburbs) from 3rd February 1958 to 31st March 1958 *vice* Shri Kelkar on leave.

Shri D. D. Davalbhakta, B.E. (Civil), A.M.I.E., held the post of Assistant Engineer 1st Grade (Suburbs) from 1st April 1957 to 31st March 1958.

Shri M. N. Chinoy, L.S.E., A.M.I.E., A.M.I., B.E., M.M.(Eng.), M.I. (Eng.), Tech. (Lond.), N.S.C.E. (Okla), held the post of Assistant Engineer (West Division) Water Works from 1st April 1957 to 31st March 1958.

Shri V. M. Patki, D.C.E., held the post of Assistant Engineer (Eastern Division) Water Works throughout the year.

Shri D. D. Mehta, B.E. (Civil), held the post of Assistant Engineer (Construction) (Suburbs) from 1st April 1957 to 23rd May 1957 and Shri E. A. Shahabazkar, L.C.E., from 24th May 1957 till the end of the year.

Shri D. S. Deshpande, B.E. (Civil) held the post of Assistant Engineer, Master Plan from 1st April 1957 to 29th April 1957 and Shri D. D. Mehta, B.E. (Civil) from 24th May 1957 to 31st March 1958.

Dr. G. N. Kowshik, M.B., B.S., B.Hy., D.P.H., held the post of Deputy Executive Health Officer (Suburbs and Extended Suburbs) from 1st January 1957 to 31st October 1957 and Dr. Manuel Sequeira, M.B., B.S., B.Hy., was appointed to this post from 1st November 1957 till the end of the year (31-12-1957). The Deputy Executive Health Officer was also in charge of the Public Health Services of the Extended Suburban Areas (from 1-10-1957).

Shri N. S. Kharkar, B.A., held the post of the Assistant Superintendent of Licences, Shops and Establishments (Suburbs) from 1st April 1957 to 9th September 1957 and Shri N. J. Alvares, M..A, LL.B., from 10th September 1957 till the end of the year. He was also entrusted with the work of licensing department in the Extended Suburbs from 1st November 1957 till the end of the year.

Shri V. G. Sukhtankar, B.A., held the post of Assistant Superintendent of Markets (Suburbs) throughout the year. He as also in charge of the Markets in the Extended Suburbs from 1st November 1957 till the end of the year.

Shri D. E. Waskar held the post of the Assistant Head Supervisor (Suburbs) throughout the year. He was also in charge of the Conservancy services of the Extended Suburban areas from 1st November 1957 till the end of the year.

Shri B. G. Jadhav held the post of the Deputy Assessor and Collector (Suburbs) and was also in charge of the Assessment and Collection Department of the Extended Suburbs from 6th May 1957 till the end of the year except for the period from 16th May 1957 to 13th July 1957 during which period he was promoted to act as Assessor and Collector and Shri H. S. Sayed, Assistant Assessor and Collector (City) was promoted to act as Deputy Assessor and Collector (Suburbs) including the Extended Suburbs.

Smt. Kapila T. Khandvala, B.A., B.T. (Bom.), M.A. (U.S.A.), the Education Officer of the Corporation and the respective Superintendents and Supervising Officers of the Education Department supervised the working of the Suburban and the Extended Suburban Municipal and Aided Schools throughout the year.

Shri S. G. Redkar, B.Sc., LL.B., held the post of Assistant Municipal Commissioner (Extended Suburbs) from 1st April 1957 to 31st March 1958.

Shri E. P. Mascarenhas, B.E. (Civil), A.M.I.E., held the post of Assistant Engineer 1st Grade, Extended Suburbs from 1st April 1957 to 13th March 1958 and Shri D. C. Palekar, B.E., A.M.I.E., was appointed to the post from 13th March 1958 till the end of the year.

Shri S. L. Parab held the post of Assistant Engineer Water Works Extended Suburbs from 1st April 1957 till the end of the year.

III.—FINANCIAL

(000 *Omitted*)

Estimates and Actual Income and Expenditure.

According to the Budget Estimates the Income, Expenditure and Decficit for the year were estimated at Rs. 1,74,48, Rs. 2,01,51 and Rs. 27,03, respectively. However, the actual income realised was Rs. 2,00,04 and the expenditure incurred was Rs. 1,94,79 resulting in a surplus of Rs. 5,25 at the end of the year. The actual income realised *viz.*, Rs. 2,00,04 showed an increase of Rs. 25,56 over the estimated income of Rs. 1,74,48. The actual expenditure for the year was Rs. 1,94,79.

Incidence of Taxation.

The incidence of taxation per head for the year was Rs. 30.48 as aginst Rs. 27.39* the preceding year.

Surplus Cash Balance.

The net unhypothecated Surplus Cash Balance on 31st March 1958 (including the minimum required by law) was Rs. 66,53 against the opening balance of Rs. 71,60 on 1st April 1957.

Expenditure Grants.

The total amount of grants (including Budget grants Rs. 2,01,52 Renewed Grant Rs. 30,18 and additional grants Rs. 24,02) was Rs. 2,55,72 while the expenditure amounted to Rs. 1,94,79 leaving an unexpended balance of Rs. 60,93. Out of this, grants aggregated to Rs. 34,96 were reserved for being renewed for expenditure in 1958-59 while Rs. 25,97 were treated as savings.

Loans Works Expenditure.

The expenditure on Capital Works during the year amounted to Rs. 57,33 as against Rs. 2,43,10 provided for in the Revised Estimates under this head.

Loans floated during the year.

During the year a loan of Rs. 60 lacs was ra ised by public subscription at 4¼ per cent. with 12 year's currency.

Loan Liabilities.

The Loan Liabilities of the Corporation in respect of Budget 'D' at the close of the year stood at Rs. 3,20,45. The total sinking fund required upto 31st March 1958 was Rs. 48,22 but actual value was Rs. 49,87 as under :—

Public Securities of Market Value	...	Rs. 49,60
Interest accrued on the above securities upto 31-3-1958	...	,, 27
In Cash	...	,, ...
	Total	Rs. 49,87

* In the last report Incidence of Taxation was shown as Rs. 33-3-7 per head which was worked out on the basis of total Income. The correct figure of incidence of taxation worked out to Rs. 27-6-3 *i.e.* Rs. 27.39.

Particulars. (Full Figures) Rs.

Details of Net Revenue and Net Expenditure for 1956-57 and 1957-58 are shown below :—

	1956-57.	1957-58.
Net Revenue after deducting refunds, drawbacks and charges in respect of Assessment and Collection and granting of refunds—		
General Tax	61,08,993	63,58,399
Returns from Properties and Miscellaneous ...	5,54,389	7,14,006
Water Works	5,35,804	13,22,415
Street Cleansing and Conservancy, Road Watering and Halalkhore Service	*Dr.* 21,33,625	*Dr.* 27,57,057
Wheel Tax and Tolls	5,53,098	4,58,962
Fire Tax	1,72,284	1,76,436
Markets and Slaughter Houses	3,11,182	3,78,072
Licensing and Removal of Encroachments etc., and Theatre Tax	2,67,594	3,15,554
Contribution from Capital Fund to Revenue on account of Loan Works Staff	2,14,951	2,71,407
Rebate from Government on account of collection of Urban Immoveable Property Tax in Suburbs ...	24,307	39,613
Grants-in-Aid from Government	8,22,771	20,05,918
Share of Budget 'A' for Town Duty	16,87,867	17,60,440
Net Expenditure after deducting Receipts— Total ...	91,19,615	1,10,44,165
General Superintendence	2,88,656	2,40,969
Education, Primary	16,31,317	18,41,070
Education (Secondary)	5,154	4,005
Public Health	7,99,323	8,80,262
Medical Relief and Education	5,79,959	9,17,478
Roads, S. W. Drains and Public Lighting ...	22,81,799	27,70,653
Mechanical	848	1,610
Buildings, Land Acquisition and Management ...	2,97,452	2,71,464
Gardens and Open Spaces	59,342	85,852
Miscellaneous	8,03,199	9,19,187
Provident Fund, Pensions, Gratuities and Compassionate Allowances	2,77,818	3,46,099
Urban Immoveable Property Tax on Municipal Proerties. ...		176
Dearness Allowance	19,73,326	21,72,884
Grants in-Aid to Public Instiuttions	73,986	67,050
Total ...	90,72,179	1,05,18,759
Surplus ...	47,436	5,25,406
Total ...	91,19,615	1,10,44,165

FINANCIAL (Budget 'F')
(Extended Suburbs)
(ooo Omitted)

Estimates and Actual Income and Expenditure

According to the Budget Estimates the Income, Expenditure and Surplus for the year were estimated at Rs. 32.90, Rs. 24,08 and Rs. 8,82 respectively. However, the actual income realised was Rs. 27,28 and the expenditure incurred was Rs. 16,89 resulting in a surplus of Rs. 10,39 at the end of the year. The actual income realised *viz.*, Rs. 27,28 showed a decrease of Rs. 5 62 over the estimated income of Rs. 32,90. The actual expenditure for the year was Rs. 16,89.

Incidence of Taxation.

The incidence of taxation per head for the year was Rs. 8.69.

Surplus Cash Balance.

The net unhypothecated Surplus Cash Balance on 31st March 1958 (including the minimum required by law) was Rs. 117 against the opening balance of Rs. 1.85 on 1st April 1957.

Expenditure Grants.

The total amount of grants (including Budget grants Rs. 24,08 and additional grants Rs. 486) was Rs. 28.94 while the expenditure amounted to Rs. 16.89 leaving an unexpended balance of Rs. 12,05. Out of this, grants aggregated to Rs. 6,89 were reserved for being renewed for expenditure in 1958-59 while Rs. 5,16 were treated as savings.

Loan Works Expenditure.

The expenditure on Capital Works during the year amounted to Rs. 16,96 as against Rs. 36,38 provided for in the Revised Estimates under this head.

Loan floated during the year

During the year a loan of Rs. 25 lacs was raised at 4¼ per cent. with 25 years' currency.

Loan Liabilities.

The Loan Liabilities of the Corporation in respect of Budget 'F' at the close of the year stood at Rs. 25,00.

Details of Net Revenue and Net Expenditure for 1957-58 are shown Below :—

Particulars.		(Full Figures)
		Rs.
Net Revenue after deducting refunds, drawbacks and charges in respect of Assessment and Collection and granting of refunds—		
I—Consolidated Tax and House Tax	...	13,25,312
Returns from Properties and Miscellaneous	...	36,539
Water Works	...	44,010
Licensing and Removal of Encroachments etc. and Theatre Tax	...	26,618
Markets and Slaughter Houses	...	43,222
Contribution from Capital Fund to Revenue on account of Loan Works staff	...	80,761
Rebate from Government on account of collection of Urban Immovable Property Tax in Extended Suburbs	...	12,808
Grants-in-aid from Government	...	1,08,299
Share of Budget 'A' for Town Duty	...	4,40,110
Total	...	21,17,679
Net Expenditure after deducting Receipts—		
General Superintendence	...	1,23,963
Education Primary	...	1,09,716
Education (Secondary)	...	2,382
Public Health	...	19,806
Medical Relief and Education	...	12,598
Street Cleansing and Conservancy, Road watering and Halalkhore Service	...	1,01,533
Roads, S. W. Drains and Public Lighting	...	2,53,420
Buildings, Land Acquisition and Management	...	20,117
Gardens and Open Spaces	...	7,127
Provident Fund, Pensions, Gratuities and Compassionate Allowances		49,310
Dearness Allowance	...	3,77,847
Grants-in-Aid to Public Institutions	...	820
Total	...	10,78,639
Surplus	...	10,39,040
Total	...	21,17,679

IV.—ASSESSMENT AND COLLECTION (SUBURBS)

The rates of taxes during the year under report were:—

Taxation, Demand, Collection and outstanding.

General Tax 17¾ per cent. (which includes ¾ per cent. Fire Tax) and Halalkhore Tax at 3 per cent. of the rateable value, The General Tax was levied at 14 per cent. of the rateable value of properties in 12 villages specified in List I of the Bombay Act XXX of 1951 (an Act to amend Bombay Municipal Corporation Act) as per provisions contained in Bombay Act XL of 1956 and on properties occupied for industrial purposes in the area specified in List II thereof and at 10 per cent on all the properties in the areas specified in the said List II of that Act.

The rate for water supplied by meter measurement varied from Rs. 0.75 to Rs. 2.40 per 1,000 gallons.

The total number of properties was 42,731 as against 41,890 in the previous year showing an increase of 841.

The rateable value of all the properties was Rs. 5,24,24,669 as gainst Rs. 4,94,60,710 for the previous year. The rateable value thus worked out to Rs. 102.74 per head of population as against Rs. 96.94 in the preceding year.

The total number of bills for propetry taxes and wheel tax issued during the year was 1,19,432 and 19,166, respectively. The bills issued for water charges were 22,754. The amount collected against the net total demand ot Rs. 2,56,90,651 including arrears of Rs. 1,11,42,573 for years prior to 1st April 1957 was Rs. 1,49,96,785. In all 5,358 claims for refund of taxes were admitted during the year and an amount of Rs. 1,59,593.58 was allowed on that account.

There were 3,296 complaints against the rateable value ot the properties during the year of which, 1,851 were received under Section 167 and the remaining 1,445 under Section 162 of the Bombay Municipal Corporation Act. There were 46 appeals against rateable value under Section 217 of the Act. Of these, 1 was whithdrawn, 5 were compromised and 40 were pending on 31st March 1958.

ASSESSMENT AND COLLECTION (EXTENDED SUBURBS)

The rates ot taxes during the year under report were :—

Taxation, Demand Colletion and outstanding.

House Tax and Consolidated Tax.—12½ per cent. in the areas of the defunct Municipalities or Malad and Kandivali 15 per cent. in the areas ot the defunct Municiaplity of Borivali, 17½ per cent.in the areas of the defunct Municipality of Mulund, 10 per cent. in the areas of the defunct Village Panchayat of Goregaon and 8 per cent. in the areas of the defunct Village Panchayat of Dahisar

Special Sanitary Cess.—Rs. 4 per month per privy seat in the areas of the defunct Municipality of Malad, Rs. 2 per month per privy seat in the areas of the defunct Municipalities of Kandivali, Borivali and Village Panchayats of Goregon and Dahisar and 5 per cent. of the Reteable value in the areas of the defunct Municipality of Mulund.

General Sanitary Cess.—Rs. 4 per year per structure in the areas of the defunct Vlilage Panchayat of Goregaon and Rs. 4 per house where Annual Letting Value is above Rs. 45 and Rs. 0-4-0 per house where Annual Letting Value is Rs. 45 or less.

The total number of properties was 16,027.

The rateable value of all the properties was Rs. 1,52,78,067 as against Rs. 1,41,36,225 for the previous year. The rateable value thus worked out to Rs. 138.05 per head of population as against Rs. 127.89 in the preceding year.

The total number of bills for Property taxes and Wheel Tax issued during the year was 18,052 and 167 respectively. The amount collected against the net total demand of Rs. 50,35,174 including arrears of Rs. 27,04,319 for years prior to 1st April 1957 was Rs. 20,45,909.

In all 45 claims for refund of taxes were received during the year and they were under disposal on 31-3-1958.

There were 2,392 complaints against the rateable value of the properties during the year of which 624 were received under Section 167 and the remaining 1,768 under Section 162 of the Bombay Municipal Corporation Act. There were 20 appeals against rateable values under Section 217 of the Act and they were pending decision on 31st March 1958.

V.—CITY ENGINEER'S DEPARTMENT (Suburbs).

PUBLIC WORKS

(*A*) Upkeep, maintenance and repairs.

(*i*) *Buildings.*—The total expenditure incurred on normal repairs including monsoon repairs, on 111 Municipal buildings in the suburbs amounted to Rs. 20,484. Plans and estimates amounting to Rs. 22, 37, 618 for repairs and new works were prepared during the year.

(*ii*) *Roads.*—The roads in the suburbs measuring about 192 miles comprising 12.18 miles of water bound roads, 152.15 of asphalt, 13.49 of concrete and 14.18 of unmetalled type were maintained. The cost of maintenance of asphlated roads came to Rs. 7,57,315. Existing roads were asphalted at a cost of Rs. 11,389

(*iii*) *Street Lighting.*—During the year the number of lights increased from 6210 to 6,539 and the expenditure increased from Rs. 5,11793 to Rs. 5,70 613

(*iv*) *Sewers and drains.*—Sewers and drains were cleaned, the total silt removed during the year being 50,120 cft.

(*v*) *Miscellaneous.*

(*a*) *Ferry service.*—Ferry service between Versova and Madh island was maintained satisfactorily. Total receipts during the year amounted to Rs. 18,625.88 as against the expenditure of Rs.12,102.

(*B*) Construction works under "Loan Works."

(*i*) Works in connection with the construction of roads, buildings, sewers, storm water drains etc., were carried out as per details shown in Appendix A-5. Action under Section 377(1-A) of the Bombay Municipal Act was taken for the improvement of two roads.

(*ii*) From the "Village amenities fund" 17 works mainly concerning improvement of the roads and passages, providing drains etc., were carried out.

(*C*) Inspection and supervision of private buildings.

(*i*) 1,622 applicatons were received for the erection of new buildings and for additions and alterations to the existing ones.

Total number of new buildings constructed by private enterprise was 435 and that by co-operative housing societies 30. Seven structures were constructed by the employers for their employees. 663 building completion certificates were received and 276 buildings were sanctioned for occupation.

(*ii*) *Unauthorised construction.*—During the year, sanction of the Standing Committee was obtained in 195 cases for the removal of unauthorised works.

(*iii*) *Complaints from the public.*—In all, 2,495 complaints were received and attended. As a result 1,822 notices had to be issued under different sections of the Municipal Act.

(*iv*) *Building Collapses.*—16 buildings or portions thereof collpased during the year. However, there were no cases of injuries.

(*v*) *Cement for private owners.*—Authorisations for the release of 306.45 tons of cement for repair works were issued.

(*vi*) *Survey Branch.*—The survey branch continued working satisfactorily. Records were kept up-to-date. In the case of 8 roads, regular lines were prescribed and sanctioned.

(*D*) Town Planning Schemes.

(*i*) The Town Planning Scheme No. X, Bandra as sanctioned by the Government came into force from 1st January 1958.

(*ii*) *Town Planning Schemes No. III (Ghatkopar) and No. VI Santacruz.*—Shri Sakhardande, Judge of City Civil Court, who has been appointed President of the Board of Appeal for the schemes, appointed the Assessors. The Board of Appeal concluded hearings of appeals and final decision was awaited.

(*iii*) *Town Planning Scheme No. V—(Santacruz).*—The award was declared.

(*iv*) *Town Planning Scheme No. V—Vile Parle.*—The work of the city survey could not be completed in view of the proposed changes in the alignment of the Western Express Highway.

(*v*) *Town Planning Schemes No. IV and V—Bandra.*—The Government appointed Shri Sakhardande, Judge of the City Civil Court as the President of the Board of Appeal before which appeals against the award will be heard.

(*vi*) *Town Planning Scheme No. III—Bandra.*—The Government sanctioned the draft town-planning scheme submitted by the Corporation.

(*vii*) *Town Planning Schemes No. I (Ghatkopar), No. II (Bandra) and No. III and IV (Santacruz).*—The schemes were sanctioned by the Government after taking into consideration the suggested variations.

(*viii*) *Town Planning Schemes No. I, IV-IV A and VI—Vile Parle.*—The Schemes were submitted to the Government and their approval was awaited.

(*ix*) *Town Planning Scheme No. VI Bandra, No. I Santacruz, III Vile Parle and No. I Andheri.*—The sanction of the Corporation was obtained to consider the variation in the original schemes. The Government also agreed to suspend some of the offending regulations.

(*x*) *Commencement Certificates.*—267 applications were received from the owners of plots within the various town planning schemes for grant of commencement certificates which were scrutinised and 131 certificates were issued.

(*xi*) *Master Plan and Development.*—Several sites suitable for locating industries and establishments of industrial estates in Suburban areas were examined. A site near Nari Seva Sadan, Ghatkopar, was selected for establishment of an industrial estate. Sites were selected at Goregaon, Kandivli and Govandi for housing projects. The alignment of the Western Express Highway which had to be modified in view of the proposed extension of the runway of Santacruz Aerodrome was finalised.

(*E*) *Factory Section.*—103 new permits were isssued and 9 renewed during the year 26 prosecutions were launched.

(*F*) Transport Branch.

The Suburban Municipal fleet of vehicles consisting of 205 vehicles was maintained 55 vechicles were purchased from the Military Disposal Depot. Staff for repairs and maintanance was increased.

Strikes.—There was a token strike on 13th July 1957 and a general strike on 18th September 1957 and 19th September 1957 of the labour staff. But, the provisions of the Bombay Municipal Servants Act, 1918-19 were not brought into effect.

(*G*) *Works under sewerage scheme in the Suburbs.*—(*i*) The work of laying sewers in Khar, Santa Cruz, Juhu, Vile Parle, Ghatkopar and Chembur areas made further progress. The work of laying 48"—42" main sewer along 100 ft. road in Juhu Housing Colony was completed. The work of laying 24" dia. sewer for Kurla Kamgar Co-operative Housing Society along Shell Colony Road was nearing completion. All the sewer works in Ghatkopar area were completed except those to be laid in the Drainage area "C" and the proposed Government Industrial Housing Scheme.

(*ii*) Construction works on sewage Purification plants at Versova and Ghatkopar were completed. The work of construction of a pumping station at Khar was taken up.

(*iii*) As a consequence of laying of sewers in different areas in the Suburbs, 528 notices were served under Section 231 of the Municipal Act on the property owners calling upon them to connect the house drains to the newly laid sewers. In 273 cases the house owners submitted their proposals.

(*iv*) *Subvention Schemes.*—290 notices under section 248 (1) (*c*) of the Municipal Act, were served against house owners and 161 privies were converted into water closets on full flushing system.

(*H*) *Street Cleansing and Conservancy.*

The main services of the Conservancy branch comprise of cleansing of roads and foot-paths, collection, removal and disposal of refuse and night soil, dog-licencing, destruction of rats and stray dogs etc.

(*i*) *Cleansing of roads and foot-paths.*—Total road area swept during the year was 38,93,658 Sq. Yards. There was an increase in the area on account of addition of new roads.

(*ii*) *Collection, removal and disposal of refuse.*—Out of 60,846 tons of refuse collected in 745 dust-bins and 93 dumping places, 55,200 tons was utilised in reclaiming low-lying Municipal lands. About 5,646 tons was sold to private parties.

(*iii*) *Collection, removal and disposal of night soil.*—Owing to the extension of sewerage schemes, 614 privies were gradually converted into water-closets or were demolished. About 9,320 Gallons of night-soil was collected daily and was disposed of at different depots and/or discharged into the creeks.

(*iv*) *Dog licensing and destruction.*—During the year 2,176 licences were issued and 3,756 ownerless, stray dogs were sent to lethal chambers at Mahalaxmi for destruction.

(*v*) *Rat destruction.*—17 Scavangers and 35 rat-bigaries were engaged in the work of collection of rats, the total number of rats caught being 49,663.

(*vi*) *Removal and disposal of carcasses.*—5,272 dead animals, large and small, were removed.

(*vii*) *Labour Welfare.*—A new Welfare Centre was opened at Chembur and the existing Centres were maintained. The work of construction of additional staff-quarters at Kurla and Versova was started.

(*viii*) *Veterinary Dispensary,Khar.*—During the year 6805 animals were treated and 75 anti-rabic inoculations were given.

CITY ENGINEER'S DEPARTMENT (EXTENDED SUBURBS).

The Extended Suburbs comprising of the Municipalities of Malad, Borivli, Kandivli, Mulund and Grampanchayats of Dahisar and Goregaon were merged with the Bombay Municipal Corporation from 1st February 1957.

(1) *Municipal properties.*—64 properties belonging to *Ex*-Municipalities were maintained at a cost of Rs. 10,200. Special repairs were carried out at a cost of Rs. 11,000.

(2) *Roads.*—Roads in Extended Suburbs, having an aggregate length of 72 miles, were maintained at a cost of Rs. 44,555.

(3) *Street lighting.*—Electric and incandescent oil lamps (total 2,012) were maintained at a cost of Rs. 1,25,000.

(4) *Drains.*—There are no underground drains in the area. Surface drains were maintained.

(5) (*i*) *Construction works.*—New works were carried out from the provision of Rs. 1,16,500 provided in the Revenue Budget, expenditure booked at the end of the year being Rs. 48,000.

(*ii*) *Loan works.*—The expenditure booked against Loan works was Rs. 4,00,000 during the year against the provision of Rs. 11.5 lacs.

(6) *Inpsection of private buildings.*—Applications for permission to erect new buildings or for additions and alterations to the existing ones pending disposal by the *Ex*-Municipalities prior to the merger were about 1,000. Additional 1,000 applications were received and attended. 77 prosecutions were launched for non-compliance with the requeisitions of the Municipal Act during the year, the notices issued under different sections of the Municipal Act being about 1,000. 300 building completion certificates were issued.

(7) *Town Planning Schemes.*—Prior to the merger, three Town Planning Schemes, one for Malad and two for Borivli, were prepared by the *Ex*-Municipalities of Malad and Borivli, who had obtained sanction from the Government for variations in the original schemes. It is necessary to revise these schemes before adoption.

(8) General :—

(*i*) *Land survey of Suburbs.*—For proper and orderly development, it is necessary to undertake the work of surveying the entire area and preparing maps to a scale of 40' to an inch as such maps are not available.

(*ii*) In view of the growing demand from the citizens for more amenities, it is necessary to prepare estimates for the works in connection with making roads, providing sewers, storm water drains, etc.

CONSERVANCY BRANCH.

(9) In addition to the normal area of the Extended Suburbs, special halalkhore services were rendered to the Engineering Stores Depot at Kandivli.

(10) *Cleansing of roads.*—All the roads in the Extended Suburbs were sewpt and cleaned. The total road surface measuring 6,89,914 sq. yards was swept.

(11) *Collection and disposal of refuse.*—House-hold refuse from 318 Municipal dust-bins and 85 unauthorised dumping places was collected, total collection being 13,960 tons. Of this 12, 178 tons was utilised for reclamation of municipal lands and the remaining was disposed of by incineration.

(12) *Night soil.*—3,800 gallons of night soil was removed daily from the latrines. There were 6,044 basket privies on 1st April 1957 and on 31st March 1958 this number increased to 6,099. The existing public sanitary convenience at Kandivli was maintained.

(13) *Cesspools.*—The contents of 2,293 cesspools, as existing on 1st April 1957, were periodically removed during the year. The night soil and cesspool contents were disposed of at the depots at Kandivli, Borivli and Oshivra.

(14) Special service for collection and removal of the contents of septic tanks was continued on payment.

(15) *Removal of carcasses.*—240 carcasses large and small, were removed.

(16) *Labour welfare.*—Proposals for additional labour quarters at Malad and Mulund were prepared.

VI.—WATER WORKS (Suburbs)

General.

(1) The Water Works Department in the Suburbs comprises of (*a*) Distribution and Maintenance Branch, Western Suburbs, (*b*) Distribution and Maintenance Branch, Eastern Suburbs and (*c*) Construction Branch for Eastern and Western Suburbs. The first two mentioned branches deal with distribution and maintenance of Suburban Wards. The Construction Branch deals with the laying of water mains and other construction works, including the works carried out by contract.

Trunk mains feeding suburbs.

(2) The Suburbs are supplied water by gravity from THE THREE lakes *viz.*, Tansa, Vehar and Tulsi through several tapping points, from the trunk mains. The Western Suburbs are served by 24″ Tulsi main which is augmented from the 57″ East and West Tansa Main the average daily supply being 15.00 million gallons. The Eastern Suburbs are supplied, water through the tappings on the 72″ West main, Duct Lines water through the tappings on the 72″ West main, Duct Line, 48″ Old Tansa mains and 48″>32″>24″ Vehar main, the total average daily supply being 13.00 million gallons. During the year 94.90 million gallons of water were supplied to the Suburban areas.

Number of connections and short supply complaints.

(3) 948 New connections were granted during the year. The total number of stand pipes in the Old Suburban limit was 381 of which 142 were for gratuitous use of public and the remaining were on payment. There were 1,472 short supply complaints which were promptly attended to.

Disconnection orders. Notices and Court Cases.

(4) 1,139 Disconnection orders were issued out of which 96 connections were cut off, for non-payment of Municipal dues, and the remaining disconnection orders were not executed, as in most of the cases, the dues were paid in time. 1,039 Notices were issued for defective fittings and in 32 cases where the owners failed to carry out the works within time, prosecutions were launched.

MAINTENANCE WORKS

Maintenance of Pumping Sets, Water mains etc.

(5) The Pumping Sets at Malla, Bandra Hill, Andheri Naka, Jogeshwari, and Ghatla were maintained, during the year, together with 141.34 miles of water mains of sizes varying from 3″ to 36″ diameter. There were 74 bursts which were promptly repaired. 2,666 works pertaning to chokes in service pipes, communication pipes, fire hydrants, etc.,

were carried out. 362 million gallons of water was supplied gratuitously to the public through 142 stand pipes. 76 wells were maintained during the year.

Testing of water fitting.

(6) A total number of 26,277 pipes and 1,22,976 fittings of galvanized iron, stop-taps, bib-taps, etc. were tested at the Water Works Office at Ghatkopar.

Testing, repairs and purchase of Meters.

(7) A total number of 1,031 municipal and private meters of different sizes were tested at Ghatkopar and Bandra Testing Shops 8,784 municipal meters were maintained during the year.

Laying new Mains

(8) For improving the water supply of the Suburbs, about 22.37 miles of water mains, ranging in size from 3" to 30" were laid during the year.

Works carired out on behalf of other departments, parties, etc.

(9) Two works on behalf of the City Engineer's Department, One work on behalf of a private party and four works from the Village Amenities Fund were carried out during the year.

Works for implementing the Master Plan for Water Works.

(10) Out of the five works included in the first stage of Master Plan in Suburbs, four Works were taken in hand, two of which were completed during the year and two are in progress. One was not taken in hand due to non-availability of materials.

WATER WORKS (Extended Suburbs)

Extended Suburbs were merged on 1st February 1957. A skeleton staff was appointed from 26th March 1957 and full working was commenced from 1st March 1958 when additional staff was appointed.

The Water Works Department of the Extended Suburbs consists of (*a*) Distribution and Maintenance Section of Western Section comprising of P and R Wards, (*b*) Distribution and Maintenance Section of Eastern Section comprising of T Ward.

(2) *Sources andDistribution of water supply prior to Merger.*

(a) Western Extended Suburbs.

(*i*) 8" Malad-Madh-Marve Military main.

(*ii*) 8" and 12" Goregaon Mains laid by Public Health Engineer to Governmnt of Bombay.

(*iii*) Public Stand pipes fed by bore-walls.

(*iv*) Public wells.

(b) Eastern Extended Suburbs.

(*i*) 15 "main with its distributaries from 72" Tansa mains laid by Mulund Municipal Borough.

(*ii*) 4" Connection given to Messrs. Asbestos Cement Co. Ltd. at Mulund.

(3) *Present Distribution System.*

A—Western Extended Suburbs.

(*a*) The 8" Malad-Madh-Marve Military main serves Goregaon, Malad and Madh Islands.

(*b*) The 8"<12" Goregaon main feeds Government Colonies at Goregaon and Versova.

(*c*) At 71 Stand pipes in Malad water is supplied on coupon system.

(*d*) In hot weather of 1957, water was supplied through 17 Storage Tanks constructed in different localities.

(*e*) In addition to 37 metered connections in Goregaon, water is supplied free at 13 stand pipes.

(f) Free water supply is given in Akurli and Babhai villages from public stand-pipes fed by bore wells.

Metered connections from the 72" Tansa mains were given to the residents.

B—Eastern Extended Suburbs.

(4) The Water rate was brought down to 75 np per 1,000 gallons from Rs. 3.87 per 1000 gallons.

Tariff.

Augmentation of Supply in Western Extended Suburbs Original Scheme.

(5) The Tulsi lake was to be taken over by the Government and a 27"> 24"> 18" main was to be laid to feed this locality. The Scheme was abandoned on account of the merger of the Extended Suburbs.

Western Extended Suburbs New Scheme.

(6) The 27"> 24"> 18" main along Ghodbunder Road which will serve as a feeder main for this locality, will be fed by 24"> 18" main along Central Salsette Track. Preliminary Survey is being conducted for damming the Dahisar river.

Eastern Extended Suburbs—Augmentation of Supply.

(7) The work of laying Service-mains in Mulund area and extending 12" main in Bombay Agra Road to meet the 15" Mulund main, is being taken in hand to augment the supply.

Quantity of Water supplied.

(8) 1080 Million gallons of water were supplied to the Western Extended Suburbs and 178 million gallons to the Eastern Extended Suburbs during the year.

Wells.

(9) There are 71 public wells of potable water in the Extended Western Suburbs.

Stand pipes.

(10) There are 136 Public stand pipes in the Extended Suburbs.

Number of Connections.

(11) 150 New connections of sizes varying from ½" to 4" in Eastern and 24 in Western Extended Suburbs were made during the year.

Short Supply Complaints.

(12) There were 52 complaints of short supply of water in Eastern Section and a number of morchas and representations were received in Western Section.

Notices and Court Cases.

(13) 18 Notices were served for defective fittings. There were no prosecutions.

MAINTENANCE WORKS.

Pumping Sets.

(14) 2 Pumping sets at Kandivli and Borivli were maintained.

Water Mains

(15) 12 Miles of water mains of sizes 1" to 15" were maintained.

Meters.

(16) 113 Meters were maintained. 120 New meters were ordered.

Revenue.

(17) Total revenue for the year was Rs. 15,694.80.

Expenditure.

(18) The total expenditure for the year was Rs. 37,029.00.

CONSTRUCTION BRANCH

(19) A total length of 6.42 miles of C. I. pipes of sizes varying from 4" to 18" and 9,900 Rft. of Galvanised Iron pipes of sizes 1" to 2" were laid during the year.

Laying 24" 10" Central Salsette Mains.

(20) A length of 10,000 Rft. of 24"> 18" main was laid along Central Salsette Track connecting 24" Tulsi main to 30" main in Ghodbunder Road near Juhu Lane. From this point a length of 4000 Rft. of 30" and 24" water main was laid along Ghodbunder Road to feed the 27"> 24"> 18" main.

VII.—LICENCE DEPARTMENT.

Licences.

Licences and permits renewed and issued during the year under report numbered 5,039 and 739 respectively against 6,454 in the year 1956-57, and the fees realised therefrom amounted, to about Rs. 1,90,046.26 nP. as against the approximate figure of Rs. 2,39,704.00 during the preceding year. At the end of the year, an amount of about Rs. 40,742.73 nP. was found awaiting sanction from A. A. (Subs.) to the adjustments put up in respect of 333 licences as compared with a sum of about Rs. 20,059.00 in respect of 111 licences in the previous year. During the year under report, the loss of revenue incidental to the disuse or demolition of the licensed premises amounted to about Rs. 4,612.50 nP. against the loss of about Rs. 2,849.00 in the previous year.

Sky-Signs and Advertisements.

The total number of permits issued for exhibiting sky-signs and advertisements was 959 which realised about Rs. 45,692.82 nP. as fees while corresponding figures for the previous year were 581 permits and about Rs. 30,347.00 as realisation of fees thereof.

Hawkers and Squatters

The total number of hawkers' and squatters' receipts issued during the year was 4,046. The fees realised amounted to about Rs. 45,334.17 nP. as against Rs. 45,881.00 collected in the previous year.

During the year, the Licence Department instituted 849 prosecutions for offences under Sections 328, 328A and 394 of the Bombay Municipal Corporation Act as against 787 during th previous year. The total amount of fines inflicted in 281 cases was about Rs. 4,665.00 as against Rs. 1,360.00 in the previous year in 86 cases of conviction.

Shops and Establishments.

Registration.

The total number of establishments as on 31st March 1958 stood at 12,883 as against 12,261 on 31st March 1957. 853 new applications for registration were received during the year against which 451 establishments had either been closed down or changed hands. Hence there was a net addition of 402 establishments only. The registration fees amounted to about Rs. 1,843.72 nP. as against Rs. 2,424.00 in the previous year.

Inspections and Prosecutions.

During the year under report 14,823 visits were paid to various establishments. 120 complaints were received in addition to 4 pending from the previous year. Of these, 122 complaints were investigated and disposed of leaving 2 pending at the close of the year. For verfying that the provisions of the Bombay Shops and Establishments Act were strictly followed, 103 mas-raids were carried out. In all 605 prosecutions were launched during the year inflicting an amount of about Rs. 14,770.00 as fines, leaving 103 cases pending at the close of the year including 6 on Dormant File.

Grant-in-Aid.

The grant-in-aid received for the year 1955-56 was about Rs. 16,605.00 and about Rs. 1,843.72 nP. were received by way of registration fees and fees for notices of change etc. The total expenditure incurred on the Administration of the Act was Rs. 62,292.00

Theatre Tax.

There were 14 Class II Theatres in the Suburbs and the realisation of Theatre Tax from them and on account of stray performances during the year under report amounted to about Rs. 98,761.31 nP. whereas a further sum of Rs. 3,850.00 was held in deposit pending adjustment.

Payment of wages Act, 1936.

The Payment of Wages Act, 1936, has been made applicable from 1st April 1955 to the establishments administered under the Bombay Shops and Establihsments Act, 1948. One Inspector and one Clerk have been appointed for the administration of the Act, who were continued during the year under report. 59 complaints were received during the year under report in addition to 3 pending at the close of the preceding year, out of which 61 were disposed of by bringing about compromises between the employers and employees resulting in amicable settelment of the claims. Only one complaint remained pending at the end of the year 1957-58.

LICENCE DEPARTMENT (EXTENDED SUBURBS)

The Licensing Department.—Extended Suburbs was looked after by Shri S. G. Redkar, Assistant Municipal Commissioner, till 31st October 1957 and thereafter till the end of the year by Shri N.J.Alvares, Assistant Superintendent of Licence (Suburbs).

At the time of merger, there was no licensing system in Grampanchayat areas of Goregaon and Dahisar but in the areas of Kandivli, Malad, Borivli and Mulund, it was prevalent for eating houses, hotels, aerated water shops and pan shops etc. only.

Licensing Section.

The rates as per Schedule 'M' of the table of the licence fees were made applicable from 1st July 1957, after issuing a notification to that effect. The total receipts under Section 394 and 412-A was Rs. 4,624.50 nP.

Advertisements.

The advertisements, hoardings, etc. existing at the time of merger were exempted under the Extension of Limits Act of 1956. Recoveries in respect of new advertisements etc. amounted to Rs. 192.00.

Hawkers.

There were no systems of removal of encroachments on public streets and issuing of Squatters and Roving Hand Cart Licences prior to merger. It was however, introduced during the year under report. Action for removal of encroachments was taken whenever possible realising redemption charges of Rs. 373.00. Recoveries in respect of stallage charges were made at old rates of the *ex*-Municipalities upto 28th February 1958 by the Markets Department and thereafter by this department. The amount of stallage charges received was Rs. 1,473.50 nP.

Eleven prosecutions for contravention of Section 394 of the Bombay Municipal Corporation Act were launched but the same were withdrawn on payment of the requisite fees.

SHOPS AND ESTABLISHMENTS SECTION

Prior to merger on 1st February 1957, the Bombay Shops and Establishments Act, 1948 was administered in the *ex*-Municipal areas of Malad, Kandivli and Borivli. The Act was made applicable to the rest of the areas during the year under review.

The total number of Shops and Establishments etc. registered under the Act was 4,313.

Complaints.—Of the 21 complaints received, 15 were disposed of leaving 6 pending at the close of the year.

Mass-Raids.—Eleven Mass-Raids were arranged to detect breaches under the Act.

Visits and Re-visits.—There were 2,919 visits by the members of the Inspectorial staff of this department to establishments in the Extended Suburbs.

Prosecutions.—Of the 19 cases launched for contravention of the Act, 17 resulted in conviction, one in acquittal and one remained pending.

Fines.—The total amount of fines inflicted is Rs. 650.00.

Registration fees etc.—Rs. 2,986.70 nP. were received by way of registration etc. fees.

Payment of Wages Act, 1936.—The provisions of this Act were made applicable to the establishments covered by the Bombay Shops and Establishments Act, 1948. Nine complaints were received under this Act of which six were disposed of leaving three pending at the close of the year mostly by bringing about compromises.

Theatre Tax.—There were eight 2nd Class Theatres in the Extended Suburbs. Theatre tax was collected at the old rates prevalent in the *ex*-Municipalities till 31st March 1958. The revenue collected by way of Theatre Tax was Rs. 23,293.75 nP. during the year under report.

VIII.—MARKET DEPARTMENT (SUBURBS)

There were 16 Municipal Markets and 2 Private Markets in the Suburbs.

The following improvements were made in the Municipal Markets during the year under report:—

(1) Platforms in fish section were provided at Andheri Market.

(2) Sheds over vegetable squatters spaces' were provided at Town Market, Bandra.

(3) Expanded metal was provided to the slaughter House at Chembur.

In all, five Municipal slaughter Houses were functioning during the year. 4,848 buffaloes 632 Cows and Bullocks and 77,729 Sheep and Goats were brought for slaughter at different slaughter houses, out of which 114 buffaloes, 121 Cows and bullocks, 1,279 Sheep and Goats were rejected on ante-mortem examination.

The total approximate weight of dressed meat of buffaloes, Cows and bullocks was 1138 tons and that of sheep and goats was 694 tons.

The total meat destroyed at Kurla Slaughter House was 2.09 tons during the post-mortem examination.

In all 97 raids were carried out for detecting unauthorized slaughter and sale of animals in the Suburbs. In all 73 cases were filed of which 72 resulted in conviction and one case is still pending in the court. The total amount of fines inflicted was Rs. 2,330. The total amount realized by auction sale of confiscated animals and skins was Rs. 1,10023.

The amount realized during the year under report, under different items of revenue, has been shown in Appendix 'C'.

MARKET DEPARTMENT (Extended Suburbs)

There were 15 Markets out of which 8 were Municipal and 7 Private markets.

Slaughtering of sheep and goats was done in the slaughtering chambers attached to Borivli, Kandivli Mulund Municipal Markets and Malad Private Markets.

There were 28 outside meat shops.

In all two raids were carried out for the detection of unauthorised slaughter of animals in different parts of the Extended Suburbs—one prosecution was launched in which the accused was fined Rs 70. Besides, 20 live goats were seized and Rs. 228 was realised by way of sale of confiscated animals and 125 lbs. of meat was destroyed being unwholesome.

The total receipts of the department were Rs. 48,761 during the year under report.

IX.—EDUCATION

Suburban Primary Schools

Education.

There were 109 schools and 39 classes on 1st April 1957 in the Suburbs. One school and 10 new Classes were opened, 14 Classes were converted into Schools and one Class was closed during the year under report. Thus, on 31st March 1958, there were 124 Schools and 34 Classes in the Suburbs.

The total number of pupils on 31st March 1957 was 43,700. The total number of pupils on 31st March 1958 stood at 52,175. Thus there was a net increase of 8,475. The highest number on roll in the Suburban Municipal Schools was, 52,266 at the end of August 1957. The average number of pupils throughout the year was 42,704. The total number of Upper Primary and Lower Primary Schools and Classes during the year under report was 52 and 106 respectively.

At the end of year, there were 1,349 ordinary teachers as against 1,141 during the previous year. Out of 1,349 ordinary teachers 1,167 (*i.e.* 86.5 per cent.) were trained, as against 974 during the preceding year.

The syllabus of studies was divided month by month for the guidance of teachers and for gradual completion of studies in time as per schedule. Teachers' Diaries, Progress Cards and Progress Registers were maintained in all schools. Monthly tests of pupils of Stds. IV to VII and weekly tests of Stds. I to III were taken during the year. Pupils in Stds. I to III were promoted to higher standards at the end of the year on the basis of the results of weekly tests held during the academic year. Written annual examinations of pupils of Stds. IV to VII were held along with the examinations of the pupils of the City Schools. 1638 pupils from the Suburban Schools had appeared for the Primary School Certificate Examination conducted by the Government in April 1958, out of whom 698 pupils were declared successful.

The number of Municipal-owned school buildings in the suburbs was 37 at the end of March 1958. Remaining schools were accommodated in rented buildings.

Physical Education as per the curriculum laid down by the Government was imparted to pupils with some suitable modifications. Various extra-curricular activites *viz.*; Sharad Utsav, Vacation Libraries, Excursions, etc. were conducted in the Suburban Municipal schools on the lines of the City Schools. Mass Drill Displays, Annual Sports, Annual Scout Sports, etc., were also held during the year.

The work of enforcement of compulsion was being looked after by the Assistant Special Attendance Officer with the help of the Superintendents of Municipal Schools and their subordinate supervising officers. As required by Rule 5 of the rules framed by Government under Section 18 of the City of Bombay Primary Education Act as amended up to-date a census of non-attending children of school going age *i.e.* from 6 to 11 as well as those aged 3 to 6 was carried out from 8th July to 4th August 1957.

The provisions for City and Suburbs which hitherto shown separately were integrated with a view to avoiding administrative difficulties and the inconvenience caused by transfer of teachers from City and Suburbs and *vice versa*.

There were 67 Aided Schools at the end of the year with 575 teachers imparting education to 18,500 pupils. Besides these Aided Schools, there were 7 Schools in the Suburbs which were recognised but which did not receive any aid from the Corporation. There were 32 teachers in these schools imparting education to 872 pupils.

The total expenditure incurred by the Suburban Aided Schools was Rs. 9,23,611. The average cost per pupil was Rs. 60.5 to the Suburban Aided Schools and Rs. 9.6 to the Corporation. The total amount of assessed grant came to Rs. 2,33,383. Various cuts were applied to the assessed amounts of grants on the basis of income and expenditure.

EDUCATION—(EXTENDED SUBURBS)

There were 54 Schools and 1 Class on 1st April 1957 in the Extended Suburban Area. Four new Classes were opened, two Schools were taken over and one Class was closed during the yar under report. Thus on 31st March 1958, there were 56 Schools and 4 Classes in the Extended Suburbs.

Education

The total number of pupils on 31-3-1957. was 14,109. The total number of pupils as on 31-3-1958 stood at 15,656. Thus there was a net increase of 1,547. The highest number on Roll in Municipal Extended Suburban Schools was 16,819 at the end of August 1957. The average number of pupils throughout the year was 11,614. The total number of Upper Primary Schools was 27 and that of the Lower Primary was 33.

At the end of the year, there were 347 ordinary teachers in the Extended Suburban Schools as against 319 during the previous year. Out of 347 ordinary teachers only 155 (*i.e.*, 44.6 per cent.) were trained as against 122 (*i.e.*, 38.2 per cent.) during the preceding year.

The syllabus of studies was divided month by month for the guidance of teachers and for gradual completion of studies in time as per Schedule. Teachers' Diaries, Progress Cards and Progress Registers were maintained in all Schools. Monthly tests of pupils of Standards IV to VII and Weekly tests of Standards I to III were taken during

the year. Pupils in Standards I to III were promoted to higher Standards at the end of the year on the basis of results of weekly tests held during the academic year. Written Annual Examinations of pupils of Standards IV to VII were held along with the Examinations of the City and Suburban Schools. 526 pupils from the Extended Suburban Schools had appeared for the Primary School Certificate Examination conducted by the Government in April 1958 out of whom 2·1 pupils were declared successful.

The number of Municipal owned School Buidings in the Extended Suburbs was 25 at the end of March 1958. Remaining Schools were accommodated in rented buildings.

Physical Education as per the curriculum laid down by Government was imparted to pupils with some suitable modifications. Various extra curricular activities, *viz.*, Sharad Utsav, Vacation Libraries, Excursions, etc., were conducted in Schools on the lines of the City and Suburban Schools. Mass Drill Displays, Annual Sports, Annual Scout Sports, etc., were also held during the year under report.

The work of enforcement of compulsion was being looked after by the Assistant Special Attendance Officer with the help of Superintendents of Municipal Schools and their subordinate Supervising Officers. As required by Rule 5 of the Rules framed by Government under Section 18 of the City of Bombay Primary Education Act as amended uptodate, a census of non-attending children of school going age, *i.e.*, from 6 to 11 as well as those aged 3 to 6 was carried out from 8th July to 4th August 1957.

As regards income and expeniture in respect of Extended Suburban Schools, the total expenditure was Rs. 3,57,736 as against the income of Rs. 2,48,020 (Gov. Grant Rs. 2 25,000 plus Misc. Receipts Rs 23,020) the excess of Rs. 1,09,716 was met from General Revenue Budget ' F ' The average cost per pupil according the number of pupils on Rolls was Rs. 22.84 while the average cost according to the average number of pupils on Roll for the whole year came to Rs. 30.80.

There were 41 Aided Schools at the close of the year with 338 teachers imparting education to 87,928 pupils. Besides, these Aided Schools there was 1 school in the Extended Suburban Area which was recognised but which did not receive Grant from the Corporation. There were 8 teachers in the School imparting education to 99 pupils.

The total expenditure incurred by the Extended Suburban Aided Schools was Rs. 4,59,650. The average cost per pupil was 80.7 to the Aided Schools and Rs. 7.8 to the Corporation.

The total amount of assessed grant came to Rs. 1,09,764 and the Buudget Grant was Rs. 40,000. Various cuts were, therefore, applied to the assessed amount on the basis of income and expenditure. The final amount worked out to Rs. 44,905.

X.—PUBLIC HEALTH DEPARTMENT (Suburbs)

Area and Population.—The total area of the Suburbs is 43,398 acres *i e.* about 67.81 square miles and the population as enumerated in the Census of 1951 was 5,10,250 and the mid-year estimated population for 1957 was 7,08,000.

Birth Registration.—The total of births registered during the year was 22,612 as against 22,239 for the year 1956 being 373 in excess of that of the latter year.

Death Registration.—The total number of deaths registered from all causes during the year was 6,752 as against 5,835 in 1956 showing an increase of 917.

Infant Mortality.—Deaths amongst infants under one year of age numbered 1,751 as against 1,576 in 1956 showing an increase of 175.

The infant mortality rate per 1,000 live births registered was 77.4 for the year 1957 as against 70.9 for the previous year.

Infectious Diseases.—No deaths were reported from Plague and Cholera. There were three deaths from Cerebro-spinal meningitis.

There were 60 deaths from Small-pox, 55 from Enteric Fever, 28 from Influenza and 322 from Tuberculosis.

Vaccination.—The number of primary vaccinations and re-vaccinations done was 27,704 and 1,75,020, respectively at the 26 Vaccination Stations as against 26,306 and 46,887 in 1956.

Malaria.—Malaria caused 6 deaths.

Dysentery.—There were 47 deaths from Dysentery.

OTHER PRINCIPAL DISEASES

There were 162 deaths from diseases of the respiratory system, 37 from Bronchitis 329 from diarrhoea, 1,516 from Pneumonia, 349 from congenital debility, 862 from senile debility and 22 from Diphtheria.

Medical Relief.—The institutions rendering Medical Relief in the merged area are :—

The Municipal Hospitals.—One at Bandra and the other at Kurla with a total of 33 beds, medical and surgical.

The total number of new indoor patients admitted in the Hospitals was 12,011. The total attendance of indoor patients was 53,639.

Four Municipal Maternity Homes one each at Ghatkopar and Chembur and two Maternity Wards attached to the two Hospitals at Bandra and Kurla comprise a total of 88 Maternity beds. The total number of births at these Maternity Homes was 7,065.

There were 11 Municipal Free Dispensaries, one each at Kherwadi-Khar, Andheri, Jogeshwari, Vile Parle, Versova, Old Kurla, Chembur, Bhandup and the Dispensaries attached to the two Hospitals at Bandra and Kurla. The number of new cases treated and total attendance at these dispensaries was 4,32,247 and 17,99,239 respectively.

The hired services of two mobile hospital units of the Peoples' Mobile Hospitals also rendered Medical Relief to out-lying villages, etc., in the Suburban area, one in H-Ward and K-Ward and the other in L, M and N Wards.

One Municipal Mobile Dispensary also rendered service in those villages, which are not served by the hired Mobile Dispensary units of the Peoples, Mobile Hospitals

To meet the growing demand on medical relief services steps to provide more dispensaries at convenient sites have been taken. Proposals to construct a twenty-bedded Maternity Home in the compound of the N. J. Wadia Dispensary, Andheri and fifty-bedded General Hospital at Rajawadi, Ghatkopar, have been sanctioned and the construction of buildings for the latter is nearing completion.

Licensable Trades.—Licences were issued to all such trades as were found conducted in the Municipal limits with a view to enforcing on them the minimum of hygienic and sanitary requirements. Such enforcements necessitated statutory actions and prosecutions in several instances.

Food Sanitation.—This included supervision and control through licensing of food shops and establishments, inspection of food stuffs exposed for sale and seizure and destruction of food found unwholesome or unfit for human consumption.

Health and Cleansing Weeks.—Health and Cleansing Weeks were organised with the help of local social organizations, throughout the year. Localities were selected in turns for intensive cleansing and for rectification of sanitary defects noticed in the residential premises. T.A.B. inoculations and vaccinations against small-pox were done. Health education of residents of these localities was carried out by exhibiting films on health and sanitation. Food sanitation was also enforced. These campaigns have brought about appreciable improvement in the localities served.

MILK-IN-SCHOOL SCHEME

A provision of Rs. 3,00,000 was made to meet the cost of the Scheme in the Suburbs. Out of 16,509 children detected undernourished, only 7,530 undernourished

children could be included in the scheme due to the inability of the Milk Commissioner to supply the required quota of milk. Each child was given 8 ozs. of toned pasteurized milk per day. However, in order to provide a larger number of undernourished children with milk, milk in 6 ozs. bottles was supplied from November 1957 with the result that 11,850 undernourished children could be catered milk per day. Snacks in the form of "Chikkies" or Fruits (Chiku, bananas or oranges) were also given to these children from January to March 1957 and thereafter from 2nd August 1957 on working days of the School to supplement the milk feed. Besides, a scheme of free distribution of milk on Sundays to children under 12 years was also continued during the year at 21 Centres in the Suburbs and on an average about 8,160 children received the milk feed on Sundays.

Stables.—Actions were taken against the owners of the milch cattle stables for non-removal of dung, stable refuse, etc., to the Municipal dumping grounds.

Communicable Diseases.—Preventive measures such as anti-cholera and T.A.B. inoculations and vaccinations were continued as usual.

Small pox.—Small-pox caused 236 attacks and 60 deaths. The morbidity and fatality rates being 0.3 and 27.6 respectively. The larger number of cases occurred during the period from February to May 1957 and the highest number of cases was in March 1957. The disease was declared to be in an epidemic form from 24-2-1957 to 25-5-1957. The total number of primary vaccinations was 27,704 as against 22,612 births in the year in addition to 1,75,020 re-vaccinations.

Influenza.—During the Influenza epidemic in May and June although the infection was wide-spread about 10 per cent. of the total population suffered from the illness while the loss of life was only 28. Severe cases were hospitalised and cases of milder type were treated at the Municipal General Dispensaries, Mobile Hospital Vans, Table Dispensaries, Mobile Squads and at the Centres set up by Social Organizations who were supplied with medicines and injections free of cost. Passengers coming from Singapore and from the East were kept under observation.

Medico Social Unit at Kherwadi, Bandra.—A Medico-Social Unit was established at Kherwadi, Bandra in April 1957 by appointing a Medico Social Worker in order to carry out an integrated practice of medicine based on the Family and Community as a Unit. The Centre is meant to cover all types of Public Health Services in a specified area. In this connection honorary services of some of the medical personnel specializing in the different fields of medicine were obtained.

Maternity and Child Welfare Services and Family Planning.—Maternity and Child Welfare Services and Family Planning were continued in all their aspects through the clinics conducted at the two Maternity Homes and two Maternity-*cum*-Hospitals. Aid to poor women delivered at their homes was given in the form of food stuffs.

GENERAL REVIEW

The greater portion of the Suburbs is undrained and unsewered. A good many premises have either inadequate, or objectionable or inefficient sanitary conveniences and some have none at all. Statutory actions were, therefore, taken wherever possible to enforce provision of appropriate and adequate sanitary accommodation.

Sanitary conditions in the numerous villages, 'Gaothan' and outlying habitations have been far from satisfactory, but the intensive cleansing campaigns as well as the village improvement schemes have improved conditions in several of them. Nothing short of slum clearance schemes will however improve materailly the sanitation of such areas. All other measures and expedients are, however being adopted in order to remove insanitary conditions in the Suburbs.

DEPUTY EXECUTIVE HEALTH OFFICER (EXTENDED SUBURBS)

Area and Population.—The total area of the Extended Suburbs included in Greater Bombay is about 47,980 acres (75 square miles). The population as enumerated in the census of 1951 is 1,59,617).

Birth and Death Registration.—The complete record of births and deaths was not available with the defunct local bodies of their respective areas. In view of this, whatever record was available with the offices of these bodies have been collected.

Infectious Diseases.—The areas being newly merged, notification of infectious diseases by the Medical Practitioners was not seen to a desirable extent. There were 121 cases of small-pox and 10 per cent. of the total population suffered from Influenza.

Vaccination.—Vaccination work was commenced after the merger under the direct control of the Assistant Municipal Commissioner and the work was taken over by the Vaccination Branch from 1st October 1957.

Other principal diseases.—There were 21 attacks and 3 deaths from diarrhoea and vomiting.

Medical Relief. —The following institutions were rendering Medical Relief in the merged area.

There are Two Maternity Homes one each at Malad and Mulund. A fee of Rs. 30.00 and Rs. 20.00 respectively is charged per patient at the Maternity Homes. The proposal to discontinue the fees at the aforesaid Meternity Homes was under consideration.

There are Five Municipal Dispensaries one each at Goregaon, Borivli, Manori. (Malad), and Mulund. A nominal fee of As. 2 was charged per patient per day in the above Dispensaries by the defunct local bodies and the same was continued during the year.

Ambulance Service.—There were two ambulances one at Malad and another at Mulund, which continued to render services on payment of prescribed charges.

Sanitary supervision of the newly merged areas of the Extended Suburbs was made with the help of the existing staff who inspected and supervised the premises and their environments with a view to rectify sanitary defects and also food establishments and other licensable trades.

Cemeteries.—There are in all 29 cemeteries out of which only 1 is Municipal.

General Review.—The insanitary conditions prevailing in the newly merged areas were very bad. Due to lack of proper means for disposal of waste water and sullage water, the condition of Gaothans was utterly insanitary. The stables which have been built in utter disregard to any lay-out, health and hygienic conditions made the situation still worse. However attempts were made to improve the sanitary condition as far as possible by enforcing sanitary regulations on the owners and occupiers etc.

XI—GARDENS DEPARTMENT (SUBURBS)

There are 14 Gardens in the Suburbs and 1 additional site was developed during the year under report.

1,250 trees were planted on public roads and in the Gardens in the Suburbs and a store room was provided at Kurla Bail Bazar for storing Garden tools etc.

2 Vocal music, 2 bands and 6 orchestra programmes were arranged for the Suburban Gardens.

Seven gardens in the Suburbs have been provided with electric lights and the question of providing electric lights in three other gardens is under consideration.

V. L. GIDWANI,
Municipal Commissioner,
for Greater Bombay.

Asstt. MUNICIPAL COMMISSIONER.

Administration Report of the Extended Suburbs for the year 1957.58.

The Municipal administration of the Extended Suburbs was in charge of Shri S. M. Y. Sastry, M.A., B.L., Deputy Municipal Commissioner (Improvements) from 1st April 1957 to 31st October 1957 and was in charge of Shri H. T. Sadhwani, B.Sc., LL.B., I.A.S., Deputy Municipal Commissioner (Suburbs) from 1st November 1957. The Assistant Municipal Commissioner Shri S. G. Redker B.Sc., LL.B., was placed in immediate charge of the administration, and all the departments in the Extended Suburbs except Engineering and Water Works were under his direct control till they were taken over by Heads of Department in the Suburbs or the City. In May 1957 Accounts Department was placed under the control of Assistant Accountant (Suburbs) while Assessment Department was taken over by Deputy Assessor and Collector (Suburbs) in June 1957. Assistant Superintendent of Licences (Suburbs) took over the charge of Licensing, Shop Establishment etc., departments from 1st October 1957 and the rest of the departments were taken over from 1st November 1957 except the Conservancy Department which was placed under the control of Assistant Head Supervisor (Suburbs) from 4th March 1958.

The Municipal Library at Goregaon and the Reading Room at Borivli and the Transport Department were under direct control of the Assistant Municipal Commissioner while the Primary Schools were placed under direct control of Education Officer.

The Municipal library at Goregaon is a subscription Library and 320 members took advantage of the library during the year. Average attendance at the Borivli Library during the year was approximately 30 per day.

The Ex-Local Bodies had 66 vehicles most of them were off roads requiring heavy repairs and had outlived their lives. Four Cesspool lorries were added to meet the immediate demands of this area.

These vehicles were garaged at Malad and Mulund where running repairs were also carried out. Major repairs and general overhauling of Vehicles were carried out at the Malad Workshop.

FINANCIAL

(SUBURBS)

A.E./G.B./D1/13 of 26th August 1958.

-- Report from the Chief Accountant on the Accounts of the Bombay Municipal Corporation Suburbs for the year 1957-58.

The following statement summeries the transactions for the year pertaining to Revenue and the actuals for the preceding year:—

	1957-58			Actuals for 1956-57.
	Budget Estimates.	Revised Estimates.	Actuals.	
	Rs.	Rs.	Rs.	Rs.
Opening Balance ...	65,39,000	71,60,310	71,60,310	81,13,559
Income ...	1,74,47,773	1,95,03,580	2,00,04,455	1,69,25,608
Expenditure ...	2,01,51,588	2,10,29,694	1,94,79,049	1,68,78,172
	27,03,815 (Deficit)	15,26,114 (Deficit)	5,25,406 (Surplus)	47,436 (Surplus)
Balance ...	38,35,185	56,34,196	76,85,716	81,60,995
Reservation for advance *vide* para. 2	...	+4,14,692	+10,32,001	+10,00,685
Closing Balance	38,35,185	60,48,888	66,53,715	71,60,310

2. The details of the Reservations for advances etc., are :—

Increase in—	Rs.	Rs.
Renewed Grants ...	3,02,496	
Miscellaneous Advances ...	4,77,346	
Advances for Plant and Machinery ...	2,52,159	
... Net increase ...		10,32,001

3. Th net unhypothecated Surplus Cash Balance of 31st March 1958 was as under:—

Liabilities.		Rs.	Assets.		Rs.
Advance for Plant and Machinery ...		6,41,773	Surplus Revenue Fund—		
Miscellaneous Advances ...		11,57,745	As per Appendix No. 2	...	84,53,233
Minimum required by Law ...		1,00,000			
Surplus Cash Balance ...		65,53,715			
	Total ...	84,53,233		Total ...	84,53,233

4. The Loan liabilities at the beginning and at the end of year were as under:—

Outstanding debt as on 1st April 1957.	Loans raised during the year.	Repayment during the year.	Outstanding debt on 31st March 1958.
Rs.	Rs.	Rs.	Rs.
2,62,10,628.50	60,00,000	1,65,131.88	3,20,45,496.62

A loan of Rs. 60,00,000 was raised by public subscription in the month of November 1957 at 4¼ per cent. interest with a currency of 12 years, sanctioned under Corporation Resolution No. 282, dated the 4th July 1957 and G.R. No. Lon. 3257, dated the 22nd October 1957.

The position of Sinking Fund is shown below:—

Amount of Fund on 31st March 1957.	Interest etc. realisation.	Sinking Fund Instalments.	Withdrawal for payment of loans.	Amount of Fund on 31st March 1958.
Rs.	Rs.	Rs.	Rs.	Rs.
37,30,979	1,58,544	10,23,387	30,000	48,82,910

The value of securities held in the Sinking Fund Account on the basis of Market rates prevailing on 31st March 1958, including accrued interest and cash exceeded the acturial amount of Sinking Fund by Rs. 1,65,139 which was held in the Sinking Fund Account.

INCOME

5. A detailed comparison between the Budget Revised Estimates and the Actuals will be found in Appendix No. 3. The estimated income for the year as per the Budget Estimates was Rs. 1,74,47,773 against which the Actuals amounted to Rs. 2,00,04,455 resulting in increase of Rs. 25,56,682 over the Budget Estimates and of Rs. 5,00,875 as compared with the Revised Estimates, *viz.*, Rs. 1,95,03,580. The reasons for increases and decrcesaes are explaned in Statement 'A'.

6. The position as regards income from General Tax, Water Tax, Halalkhore Tax will be seen from the sub-joined statement:—

	1957-58	1956-57	Increase.
	Rs.	Rs.	Rs.
(1) General Tax (Including Fire Tax)—			
Total Collections booked ...	71,21,711	68,36,036	2,85,675
Deduct—			
Recoveries for previous years ...	20,95,685	24,22,129	3,26,444
Total ...	50,26,026	44,13,907	6,12,119
Add—			
Outstanding for the year at the close of the year ...	* 30,32,059	28,23,248	—2,08,811
Total ...	80,58,085	72,37,155	8,20,930
(2) Water Tax and Water Charges by measurement and at compounded rates—			
Total Collections booked ...	51,58,567	38,24,193	13,34,374
Deduct—			
Recoveries for previous years ...	56,433	** 10,25,258	—9,68,825
Total ...	51,02,134	27,98,935	23,03,199
Add—			
Outstanding for the year at the close of the year ...	61,102	** 16,58,252	—15,97,150
Total ...	51,63,236	44,57,187	7,06,049
(3) Halalkhore Tax and for Special Service—			
Total Collections booked ...	8,90,480	9,02,211	—11,731
Deduct—			
Recoveries for previous years ...	2,80,486	2,48,680	31,806
Total ...	6,09,994	6,53,531	—43,537
Add—			
Outstanding for the year at the close of the year ...	* 3,85,836	3,58,112	27,724
Total ...	9,95,830	10,11,643	—15,813
Net demand on account of Property Taxes inclusive of Refund	1,42,17,151	1,27,05,985	15,11,166

The total outstanding on 31st March 1958 amounted to Rs. 34,78,997.

* As supplied by Dy. Assessor and Collector (Suburbs).
** Figures changed as pointed out by M. C. A.

7. The final sanctioned grants amounted in the aggregate to Rs. 2,55,17,953 as follows:—

	Rs.
Budget Grants ...	2,01,51,588
Unexpended Grants for previous years renewed for expenditure	30,18,514
Additional Grants ...	24,01,851
Final sanctioned grants ...	2,55,71,953

The additional grants were mainly taken for meeting the charges of (*i*) Construction of tenements at Kurla, (*ii*) Construction of Houses for Municipal employees—Middle Class and Poor Class in Suburbs, (*iii*) (*iii*) Meeting the charges of 1955-56 and previous years, (*iv*) Excess contribution payable to Education Fund under Section 126(*c*) of the Act, (*v*) 50 bedded Hospital at Rajawadi, (*vi*) S. T. Bills.

The transfers from one Budget Head to another without affecting the total Budget provision for the year amounted to Rs. 1,70,700.

8. The final sanctioned grants for the year aggregated to Rs. 2,55,71,953 as stated above against which the actuals amounted to Rs. 1,94,79,049 leaving an unexpended balance of Rs. 60,92,904 at the close of the year. Of this a sum of Rs. 34,96,372 is renewed for expenditure during 1958-59 against Rs. 31,93,876 reserved in the accounts of 1957-58 and the balance of Rs. 25,96,532 is treated as savings on final grants sanctioned as detailed in Appendix No. 4.

The heads under which the renewals are required will be found in Appendix No. 4. The details of renewal will be found classified according to the nature of service in the summary to Statement 'B'. The items contributing to decreases under various heads are shown in Statement 'B'.

9. The percentage of Establishment proper and of labour excluding Dearness Allowance, Pension and Provident Fund to the total expenditure for 1957-58 and the previous year are given below:—

	Percentage to total expenditure during.	
	1957-58	1956-57.
	Rs.	Rs.
(1) Establishment proper including supervision ...	10.07	11.67
(2) Labour ...	9.02	9.61

LOAN FUNDS

10. The amount of new loan proposed in the Budget for 1957-58 and actually raised to finance the Capital Works Expenditure including purchase of Plant and Machinery was Rs. 60 lakhs. A contribution of Rs. 9 lakhs was received from Government being 1/3rd of the expenditure incurred on the extension and improvement of (*a*) Water Supply, (*b*) Sewerage, (*c*) Surface Drains.

LOAN WORKS EXPENDITURE

11. The Opening Balance on the 1st April 1957 on account of Loan Funds but excluding Trust Fund was Rs. 9,04,288. Adding to this Rs. 60 lakhs raised during the year and Rs. 9,00,000 received from Government as contribution, the total funds available for expenditure were Rs. 78,04,288. The total expenditure incurred during the year amounted to Rs. 58,44,922 leaving an unspent balance of Rs. 19,59,366 in the Loan Funds at the close of the year.

12. The following statement contrasts the expenditure on Capital Works with the Budget and Revised Estimates during the last five years:—

Year	Loan and Trust Fund			Percentage by which actuals fell short of	Percentage by which actuals fell short of
	Budget Estimates.	Revised Estimates.	Actuals.	Budget Estimates.	Revised Esimates.
	Rs.*	Rs.*	Rs.	%	%
1953-54 ...	75,31,812	1,17,14,583	52,08,536	31	55
1954-55 ...	88,56,732	1,33,05,267	62,41,542	28	53
1955-56 ...	1,02,40,272	1,78,46,414	69,53,760	32	61
1956-57 ...	94,44,173	1,72,71,865	43,26,204	54	75
1957-58 ...	1,34,92,086	2,43,10,514	57,33,471	57	76

The above figures in Columns marked * do not include the amount of subvention and Discount and other charges on the new Loan.

The Revised Estimates for 1957-58 adopted by the Corporation were for Rs. 2,45,70,158 including Rs. 1,14,644 on account of subvention. Rs. 1,45,000 on account of charges for raising the New Loan and Rs. 30,000 on account of estimated expenditure under Trust Fund. The amount of Rs. 57,33,471 shown as actual expenditure is arrived at as follows:—

	Rs.
Expenditure as shown in the summary of Appendix No. 8 including expenditure under Trust Fund ...	58,74,922
Deduct—	
Expenditure for raising the New Loan ...	1,41,451
Total ...	57 33 471

SINKING FUND

13. From Appendix No. 10 it will be seen that the book value of investments of the Sinking Fund as on 31st March 1958 amounted to Rs. 48,82,909 made up of Rs. 48,82,816 being the book value of securities and Rs. 93 in cash with the State Bank of India. Veluing the Municipal Debentures at par the market value of Sinking Fund Investments held on 31st March 1958 comes to Rs. 49,59,755 as shown in Appendix No. 16A. This together with the amount of interest accrued upto 31st March 1958 *viz.*, Rs. 27,655 and cash with the State Bank of India Rs. 93 brings the total amount of Sinking Fund to Rs. 49,87,503 and more than covers the amount *viz.*, Rs. 48,22,364 to which the Sinking Fund should have accumulated upto 31st March 1958. The excess in the Sinking Fund Investment Account was thus Rs. 1,65,139.

INVESTMENTS AND INVESTED BALANCES

14. The details of investments made during the year are as follows :—

	Amount.	Average number of days.
	Rs.	
(1) Current Account Deposits ...	38,88,673	22.88
(2) Fixed Deposits ...	3,30,00,000	79 39
(3) Call Deposits ...	1,38,00,000	117.11
Total ...	5,06,88,673	85.34

The interest earned during the year amounted to Rs. 6,26,289 and the details are as follows :—

	Rs.
(1) On Current Account Deposits ...	2,506
(2) On Fixed Deposits ...	3,16,075
(3) On Call Deposits ...	1,90,406
(4) On Investments in Public Securities, etc. ...	1,17,302
Total ...	6,26,289

The average rates of interest on Current Account Deposits, Call Deposits and Fixed Deposits were 1 per cent., 4.29 per cent. and 4.40 per cent. as against 1 per cent., 3.60 per cent. and 3.61 per cent. for the preceding year respectively. The rate realised on Call Deposits ranged from 4 per cent. to 4½ per cent. while that realised on Fixed Deposits ranged from 3.7/8 per cent. to 4.5/8 per cent. The maximum rates realised on Call Deposits and Fixed Deposits during the preceding year were 4.1/8 per cent. and 4.1/4 per cent. respectively.

The average rates of interest on all Deposits was 4.29 per cent. as against 3.55 per cent. in the preceding year.

DEPARTMENTAL STOCK VERIFICATION

15. Verification of consumable Stores, Stationery, Dead Stock, Plant and Machinery Tools, etc., of various Departments *viz.*, A.S.M., A.S.L., A.E. (Subs.), Dy.A.&C. (Subs.) A.E. (East and West), Water Works Department, Bhabha Hospital, Kurla and Bandra, A.E. (Transport), A.H.S. (Subs.), N.J. Wadia Dispensary at Andheri, Veterinary Dispensary, etc., was carried out. Verification of books, Science Apparatus, Furniture etc., lying in the Suburban Schools was also attended to during the year under report. In all 330 visits were paid to the different Suburban Offices and Schools for the above work during the year 1957-58.

STREET IMPROVEMENTS

16. The provision made in the Revised Loan Works Budget 'D' for (1) meeting the claims on account of acquisition of set-backs and (2) Works of adding set-backs was Rs. 2,00,000 against which an expenditure of Rs. 13,223.62 for acquisition and that of Rs. 7,355.22 (exclusive of 5 per cent. supervision) for works of adding set backs have been booked. The undischarged commitments as on 31st March 1958 in regard to set-backs already acquired and sanctioned to be acquired amount to Rs. 68,599.85. In addition to this further liabilities may be expected on account of further acquisition of set-backs that will be sanctioned during 1958-59.

GENERAL REMARKS

(000 *Omitted*).

17. In the Budget Estimates for the year the Income was originally estimated at Rs. 1,74,48, the Expenditure Rs. 2,01,51 the Deficit being Rs. 27,03.

On the basis of eight months' actuals the income for the year was further revised to Rs. 1,95,03 and expenditure to Rs. 2,10,29 resulting in a deficit of Rs. 15,26.

The actual Income realised was Rs. 2,00,04 and expenditure aggregated to Rs. 1,94,79 resulting in a Surplus of Rs. 5,25.

The Expenditure for the year was estimated at Rs. 2,01,51 and as per revised estimate (8 months basis) at Rs. 2,10,29. The Final Grants, however, sanctioned aggregate to Rs. 2,55,72 against which the actual expenditure booked was Rs. 1,94,79 resulting in an unexpended balance of Rs. 60,93 at the close of the year

As against the unexpended balance of Rs. 60,93 the departments proposed renewal of grants to the extent of Rs. 34,96 for expenditure in 1958-59 and the balance of Rs. 25,97, was treated as savings.

The Opening Surplus Cash Balance was Rs. 71,60. The transactions for the year resuletd in the Surplus of Rs. 5,25. Thus the balance at the close of the year increased to Rs. 76,85 and after taking into account the increase in the reservation of advances as detailed in para. 2 the balance at the end of the year stood at Rs. 66,53.

The expenditure estimated for the year on Loan Works as detailed in para. 12 was Rs. 1,34,92 revised to Rs. 2,43,10 against which the actuals amounted to Rs. 57,33 thus the actuals fell short of the Budget and Revised Estimates by 57 per cent. and 76 per cent. respectively.

The position regarding Sinking Fund was satisfactory as there was an excess accummulation of Rs. 1,35.

The figures of surplus for the preceding two years were Rs. 15,82 and Rs. 47 respectively. The transactions of the year reveal a surplus of Rs. 5,25. This was mainly due to the actual expenditure being less ; counterbalanced to some extent by an inerease in Income under (*i*) Property Taxes, (*ii*) Interest and Profits on investment of surplus, loan and other balances due to larger balances being available for investment.

G. V. DAMLE,
Chief Accountant.

Statement 'A' showing main items contributing to the increases and decreases in Income. Actuals compared with original Estimates.

Budget Head.	Amount of Increase.	Amount of Decrease.	Remarks.
	Rs.	Rs.	
1.—General Tax, Indirect Taxation and Miscellaneous Revenue—			
A.—General Tax ...	4,19,629	...	Due to the assessment of newly constructed properties and the vigorus efforts made by the Ward Staff towards recovery.
B.—Grants-in-Aid in respect of fines for offences against the Law.	...	25	Due to decrease in the number of offences against law.
C.—Interest and Profit on Investment of Surprus Loan and other balances.	2,26,290	...	Due to larger balance available for investment and favourable rate of interest obtained for investment.
D.—Misceaneous ...	18,731	...	Due to increase in Miscellaneous Receipts.
2.—Water Works—			
(1) By Measurement ...	5,90,170	...	Due to increase in the number of water connection and metered stand pipes and strenuous efforts made by the Ward Staff towards recovery.
(2) Rent of Water Meters ...	...	14,640	Due to full recovery not made.
(3) Compounded ...	1,96,147	...	Due to more construction works carried out
(4) Miscellaneous—			
(a) Miscellaneous Receipts ...	...	1,317	Due to correct revenue towards Miscellaneous Receipts could not be anticipated.
(b) Miscellaneous Fees ...	67,847	...	Due to increase in the number of new water connections and other Miscellaneous Fees.
4.—Education—Secondary ...	2,060	...	Due to increase in the number of receipts than anticipated
5.—Public Health Department ...	1,060	...	Due to amount received towards issue of Birth Certificates for the previous years.
6.—Medical Relief and Education ...	7,167	...	Due to unclaim dues credited to revenue.
7.—Street Cleansing and Conservancy ...	1,32,422	...	Due to assessment of newly constructed properties and vigorus efforts made by the Ward Staff to towards recovery and also due to increase in the Special Halalkhore services such as removal of effluent from Septic Tanks requsitioned during the year.
8.—Roads, S. W. Drains and Public Lighting—			
A.—Wheel Tax and Government—			
Contribution in lieu of Tools ...	...	32,711	Due to the removal of some of the vehicles out of Suburban Limits. and arrears due to disputes raised by Assessees pending settlement.
B.—Ground Rent ...	2,060	...	Due to adjustment of Rent of Bus Stop and Queue Shelters which is held in deposit and new tenancies by B. E. S. T. and recovery of rent of Police Chowkies.
C.—Miscellaneous ...	50,263	...	Due to the sale of empty asphalt drums and empty cement bags and hire of Road Rollers and Supervision Charges from Private Parties works. Adjustment of old deposits to Revenue.
D.—Ferry Receipts ...	820	...	Due to heavy traffic in Ferry Boats.
9. Mechanical ...	748	...	Due to unclaimed dues credited to revenue.
10.—Buildings, Land Acquisition and Management	22,154	...	Due to the foreiture of deposits of unauthorised sheds and recovery of outstanding stall-boards and weather frame fees and errection of new stall-boards.
11.—Fire Brigade ...	18,718	...	Due to increase in Ambulance Calls, Recovery of charges for Pumping Water Operations and Hire of Hose lengths, etc.
12.—Licensing, Removal of Encroachment on Public Streets, etc.	85,361	...	Due to adjustment of last year's charges and recoveries of last yar's arrears, etc.
13.—Cardens and Open Spaces ...	55	...	Due to increase in receipts for cutting trees.
14.—Markets and Slaughter Houses ...	63,692	...	Due to additions of new Mutton Stalls, adjustment of Deposits towards Revenue, Increase in raids carried out for detecting the unauthorised slaughters in the Suburbs Recevery of penalty for the release of animals and the sales of goods confiscated.
15.—Contribution from Capital Funds to Revenue on account of Loan Works Staff.	...	193	Due to less expenditure on Capital Works.
16.—Rebate from Government on account of U. I. P. Tax.	9,813	...	Same remarks as at Item No. 1—General Tax.
17.—Cranta-in-Aid from Government ...	4,79,918	...	Due to recovery arrears of Grant-in-Aid from the Government.
18.—Share from the Budget 'A' for Town Duty...	2,10,440	...	Due to increased Receipts from Town Duties under Budget 'A'.

Summary of Increases and Decreases in Income compared with the Budget Estimates.

(000 *Omitted*

	Increase.	Decrease.
	Rs.	Rs.
General Tax	420	...
Grant-in-aid in respect of fines for offences against the Law	...	...
Interest and profit on Investment of surplus Loan and other balances ...	226	...
Miscellaneous	119	...
Water Works	838	...
Education, Primary	...	...
Education, Secondary	2	...
Public Health	1	...
Medical Relief and Education	7	...
Street Cleansing and Conservancy	132	...
Roads, S. W. Drains and Public Lighting	20	...
Mechanical	1	...
Buildings, Land Acquisition and Management	22	...
Fire Brigade	19	...
Licensing and Removal of Encroachment	85	...
Gardens and Open Spaces	...	...
Market and Slaughter Houses	64	...
Contribution from Capital Funds to Revenue on account of Loan Works Staff ...	...	...
Rebate from Government on account of collection of the Urban Immoveable Property Tax in the Suburbs	10	...
Grants-in-aid from Government	480	...
Share from Budget A for Town Duty under Section 123(B)(2) ...	211	...
Total ...	2,557	...
Gross Increase ...	2,557	...
Gross Decrease ...	...	...
Net Increase ...	2,557	...

Statement 'B' showing items contributing to the decrease in Expenditure under different Service Heads.

Budget Head	Establishment and Labour	Stores and Materials	New Works Special Repairs etc.	Debt Charges	Specific Items	Miscellaneous	Total	Remarks.
	Rs.	Rs.	Rs.	Rs.	Rs.	Rs.	Rs.	
I.—General Supervision, Collection of Revenue, etc.	35,286	...	6,347	24	...	72,390	1,14,047	
II.—Water Works ...	45,490	...	25,817	86,373	P.F.20,883 D.A.6,254	1,27,033	3,11,850	
III.—Education, Primary ...	...	...	...	...	...	...	...	
IV.—Education, Secondary	775	...	...	1	...	3,731	4,507	
V.—Public Health Department ...	43,573	6,246	18,103	2	...	95,178	1,63,101	
VI.—Medical Relief and Education.	28,799	11,947	73,060	55	...	90,241	2,04,102	
VII.—Street Cleansing and Conservancy, etc.	2,09,201	8,779	77,844	1,15,765	...	2,84,023	6,95,612	
VIII.—Roads, S.W. Drains and Public Lighting.	1,23,097	36,904	1,11,208	1,90,528	...	3,16,353	7,78,091	
IX.—Mechanical ...	45	...	...	...	...	...	45	
X.—Buildings, Land Acquisition and Management.	8,546	...	98,762	7224	...	5,834	1,20,366	
XI—Fire Brigade ...	3,709	7,414	12,207	44	...	35,284	58,658	
XII.—Licensing, Removal of Encroachment, etc.	31,340	...	...	...	...	6,749	38,089	
XIII.—Gardens and Open Spaces ...	605	1,247	71,250	3	...	1,724	74,829	
XIV.—Markets and Slaughter Houses	5,273	669	19,799	29	...	12,376	38,146	
XVI-A.—Provident Fund, Pension etc.	...	...	...	...	48,901	...	48,901	
B.—Urban Immoveable Property Tax.	...	...	...	...	4,510	...	4,510	
C.—Dearness Allowance ...	...	...	...	...	8,455	...	8,455	
D.—Grants-in-Aid ...	...	...	...	...	34,875	...	34,875	
Total ...	5,35,739	73,206	5,14,397	4,00,048	1,23,878	10,50,916	26,98,184	

Summary showing amounts to be renewed during 1958-59 and amounts of savings out of the Grants of 1957-58 after renewal.

Nature of Service	Amount to be renewed in 1958-59	Balance of Grants treated as Savings	Total
(1)	(2)	(3)	(4)
	Rs.	Rs.	Rs.
(1) Establishment and Labour ...	1,91,092	5,35,739	7,26,831
(2) Repairs including Special Repairs ...	2,20,545	1,61,323	3,81,868
(3) Stores and Materials ...	84,686	73,206	1,57,892
(4) New Works ...	15,61,867	4,63,344	20,25,211
(5) Dearness Allowance ...	14,000	14,709	28,709
(6) Interest on Municipal Loans ...	17,181	2,32,001	2,49,182
(7) Grants-in-Aid to Public Institutions ...	45,200	34,875	80,075
(8) Provident Fund and Pension Charges ...	...	69,784	69,784
(9) Miscellaneous Other Charges ...	13,61,801	11,13,203	24,75,004
Total ...	34,96,372	26,98,184	61,94,556

APPENDICES

MUNICIPAL ACCOUNT (SUBURBS)

No. 1.—General Financial Statistics.

No. 2.—Statement of Surplus Revenue Fund for 1957-58.

No. 3.—Statement showing the Income realised during 1957-58 as compared with Estimates for the year as also with the actuals for the preceding year.

No. 4.—Statement showing the Expenditure during 1957-58 as compared with the Final sanctioned grants.

No. 4A.—Statement showing details of Expenditure incurred on New Works during the year ending 31st March 1958.

No. 5.—Balance Sheet (Revenue) as at 31st March 1958.

No. 6.—Statement of Special Funds for 1957-58.

No. 7.—Balance Sheet (Capital Funds) as at 31st March 1958.

No. 8.—Block Account showing details of Capital Expenditure upto 31st March 1958.

No. 9.—Statement showing (1) the total amount of Municipal Loans raised, (2) the Expenditure incurred thereagainst, and (3) the invested balances of the loans on 31st March 1958.

No. 10.—Statement showing the actual investment on account of the Sinking Fund of different Municipal Suburbs Loans upto 31st March 1958, compared with the amounts which should have accumulated upto that date on the basis of the fixed instalments and the sums set aside as Sinking Fund as on 31st March 1958.

No. 11.—Statement showing outstanding Loans due by the Municipality (Suburban Area) the interest outstanding on 1st April 1957 on different loans, the amount payable for the year 1957-58, the amount paid by the State Bank of India and in Office during the year and the balance outstanding on 31st March 1958.

No. 12.—Statement of Advance Accounts for 1957-58.

No. 13.—Statement of Deposit Accounts for 1957-58.

No. 14.—Statement of interest accrued but not paid in respect of Municipal Loans outstanding on 31st March 1958.

No. 15.—Statement of amounts of receipts and expenditure respectively, credited and debited to the Municipal Fund during the year 1957-58 and the balance at the credit of the Fund at the close of the year 1957-58 (*i.e.*, 31st March 1958).

No. 16.—Comparison of Face, Purchase and Market Values at 31st March 1958 of the different Securities held in the Special Funds.

No. 16A.—Comparison of Face, Purchase and Market Values at 31st March 1958 of the different Securities held in Sinking Fund.

No. 16B.—Statement showing the amount of and the object for which the donations held under Public Monuments Maintenance Fund were received from different parties upto 31st March 1958.

No. 17.—Statement of the Income of the Bombay Municipal Corporation Budget 'D' from 1950-51 to the close of the Financial year 1957-58.

No. 18.—Statement of the Expenditure of the Bombay Municipal Corporation Budget 'D' from 1950-51 to the close of the financial year 1957-58.

No 19.—Contrasted Statement of Income and Expenditure from the year 1950-51 to the financial year 1957-58.

APPENDIX No. 1

GENERAL FINANCIAL STATISTICS

	1953-54	1954-55	1955-56	1956-57.	1957-58.
General.					
1. Area of the Suburbs merged in Greater Bombay (acres) ...	43,398	43,398	43,398	43,398	43,398
2. Population (as per Census 1951)	*5,10,250	*5,10,250	*5,10,250	* 5,10,250	* 5,10,250
Rates and Assessments.					
3. Rateable Value ... ... Rs.	3,48,91,126	4,53,11,386	4,97,22,892	4,94,60.710	5,24,24,669
4. Rateable Value per head of population Rs.	68-6-1	88-12-10	97-7-2	96-14-11	102 74
5. Properties registered in the Assessment Book	31,372	39,290	40,819	41,890	42,731
Income.	Rs.	Rs.	Rs.	Rs.	Rs.
6. General Tax	48,13,357	50,65,819	58,17,965	65.29,403	68,19,629
7. Income from other sources	85,17,897	89,94,389	99,36,926	1,03,96,205	1,31,84,826
Total Income...	1,33,31,254	1,40,60,208	1,57,54,891	1,69,25,608	2,00,04,455
8. Incidence of taxation per head ... Rs.	21-1-11	22-0-11	25-2-5	* 27-6-3	30 48
Loans.	Rs.	Rs.	Rs.	Rs.	Rs.
9. Debt Outstanding	1,17,65,500	1,72,65,500	2,21,40,563	2,62,10,629	3,20,45,497
10. Redemption and Sinking Funds in hand or invested	13,89,003	19,55,323	27,36,466	37,30,979	48,82,910
11. Net Loan Debt	1,03,76,497	1,53,10,177	1,94,04,097	2,24,79,650	2,71,62,587
12. Net Debt per head of population	20-5-5	30-0-1	38-0-5	** 44-0-11	53 23
Expenditure	Rs.	Rs.	Rs.	Rs.	Rs.
13. Water Works					
Maintenance	15,57,774	17,38,418	26,42,302	30,66,375	35,93,072
Debt Charges	2,47,537	1,90,123	4,05,064	4,75,478	5,19,771
14. Primary Education	11,45,106	13,40,484	14,17,418	16,31,317	18,41,070
15. Medical Relief and Education	3,69,612	4,16,343	5,35,817	5,79,505	8,89,983
16. Other Services	68,40,956	73,57,409	79,81,155	97,44,378	1,08,77,858
17. Debt Charges (excluding Water Works) ...	6,19,842	8,57,433	11,91,575	13,81,119	17,57,295
Total Expenditure	1,07,80,827	1,19,00,210	1,41,73,331	1,68,78,172	1,94,79,049

* Figure taken as per Greater Bombay—District Census Hand Book (Based on the 1951 Census)

* In the Anual Accounts of 1956-57 the Incedence of Taxation was shown as 33-3-7 instead of 27-6-3

** and Net Debt per head of population was shown as 44-0-9 instead of 44-0-11

G. V. DAMLE,
Chief Accountant.

V. L. GIDWANI,
Municipal Commissioner.

APPENDIX No. 2

REVENUE ACCOUNT FOR THE YEAR ENDED 31ST MARCH 1958

Particulars.	Total. Rs.	nP.	Particulars.	Total. Rs.	nP.
To Revenue Expenditure as per Appendix No. 4. ...	1,94,79,049	27	By Revenue Receipts as per Appendix No. 3. ...	2,00,04,455	51
„ Balance being surplus for the year. ...	5,25,406	24			
	2,00,04,455	51		2,00,04,455	51
To Revenue Expenditure to be incurred in 1958-59 and provided for as renewed grants. ...	34,96,372	00	By Surplus Revenue Fund as at 1st April. 1957. ...	82,30,323	31
			„ Surplus for the year. ...	5,25,406	24
„ Balance being Surplus Revenue Fund as at 31st March 1958 as per Appendix No. 5. ...	84,53,233	55	„ Revenue of previous year reserved for the year 1957-58...	31,93,876	00
	1,19,49,605	55		1,19,49,605	55

G. V. DAMLE,
Chief Accountant.

V. L. GIDWANI,
Municipal Commissioner.

APPENDIX No. 3

Income

Statement showing the Net Receipts during the Financial Year 1957-58 from all sources as contrasted with the original and Revised Budget Estimates.

Particulars. 1	Budget Estimate for 1957-58. 2	Revised Estimate for 1957-58. 3	Actuals for 1957-58. 4	Actuals for 1956-57. 5	Compared with Original Estimate +Increase —Decrease. 6	Compared with Revised Estimate + Increase —Decrease 7
	Rs.	Rs.	Rs.	Rs.	Rs.	Rs.
I.—General Tax, Indirect Taxation and Miscellaneous Revenue.						
A.—General Tax	64,00,000	71,25,000	68,19,629	65,23,403	+ 4,19,629	—3,05,371
B—Grant-in-Aid in respect of fines for offences against the law	33,000	33,000	32,975	29,887	— 25	— 25
C.—Interest and Profit on Investment of Surplus Loan and Other Balances	4,00,000	4,75,000	6,26,290	4,63,923	+ 2,26,290	+ 1,51,290
D.—Miscellaneous—						
(1) Miscellaneous Receipts	1,500	1,500	3,530	7,023	+ 2,029	+ 2,029
(2) Miscellaneous Fees	30,000	35,000	46,490	49,156	+ 16,490	+ 11,490
(3) Contribution from Municipal Servants towards Pension, etc. Fund	600	600	812	731	+ 212	+ 212
(4) Rent of Buildings and Lands Sale-Proceeds of Unserviceable Tools and Plant ...	...	...	...	...	..	...
	32,100	37,100	50,832	56,910	+ 18,731	+ 13,731
Total, 1.—General Tax, etc. ...	68,55,100	76,70,100	75,29,726	70,80,123	+ 6,64,625	—1,40,375
2.—Water Works.						
Water Tax and other Miscellaneous Water Works Revenue—						
(1) By Measurement	42,72,250	42,72,250	48,62,420	35,81,651	+ 5,90,170	+ 5,90,190
(2) Rent of Water Meters	1,38,800	1,38,800	1,24,160	1,35,640	— 14,640	— 14,640
(3) Compounded Tax	1,00,000	2,00,000	2,96,147	2,42,542	+ 1,96,147	+ 96,147
(4) Miscellaneous—						
(a) Miscellaneous Receipts	6,000	6,000	4,682	11,087	— 1,317	— 1,317
(b) Miscellaneous Fees	80,000	1,20,000	1,47,849	1,06,737	+ 67,849	+ 27,849
Total 2.—Water Works ...	45,97,050	47,37,050	54,35,258	40,77,657	+ 8,38,209	+ 6,98,209
3.—Education—Primary.						
Contribution from Government	...	...	...	...	...	...
Miscellaneous Receipts	...	...	...	...	...	...
Total, 3.—Education—Primary ...	...	...	...	...	...	..
4.—Education—Secondary.						
A.—Bandra Municipal High School— (1) Government grant other than D. A. ...	...	...	...	...	...	...
(2) Miscellaneous Receipts	288	288	1,924	351	+ 1,636	+ 1,636
(3) Miscellaneous Fees	...	...	..	...	...	...
B.—Ghatkopar Municipal Marathi Secondary Middle School— (1) Government grant other than D. A. ...	...	...	...	...	...	...
(2) Miscellaneous Receipts	...	...	222	...	+ 222	+ 222
(3) Miscellaneous Fees	...	...	...	Dr. 76	...	...
C.—Reading Room and Library	350	443	552	610	+ 202	+109
Total, 4.—Education—Secondary ...	638	731	2,698	885	+ 2,060	+ 1,967
Carried over ...	1,14,62,788	1,24,07,881	1,29,67,682	1,11,58,665	+15,04,894	+ 5,59,801

APPENDIX No. 3—(*Contd.*).

Particulars	Budget Estimate for 1957-58.	Revised Estimate for 1957-58.	Actuals for 1957-58.	Actuals for 1956-57.	Compared with Original Estimate + Increase —Decrease.	Compared with Revised Estimate + Increase — Decrease.
1	2	3	4	5	6	7
	Rs.	Rs.	Rs.	Rs.	Rs.	Rs.
Brought over ...	1,14,62,788	1,24,07,881	1,29,67,682	1,11,58,665	+15,04,894	+ 5,59,801
5.—Public Health Department.						
Miscellaneous—						
(1) Miscellaneous Receipts	600	4,000	3,058	5,507	+ 2,458	— 942
(2) Miscellaneous Fees	13,400	16,000	11,986	14,210	— 1,414	— 4,014
(3) Rent of Buildings and Lands ...	...	4	16	...	+ 16	+ 12
(4) Tax on Dogs @ Rs 5 per Dog ...	...	...	...	10	...	...
Total, 5.—Public Health Department ...	14,000	20,004	15,060	19,727	+ 1,060	— 4,944
6.—Medical Relief and Education.						
A.—Miscellaneous—						
(1) Miscellaneous Receipts	370	370	5,411	2,793	+ 5,041	+ 5,041
(2) Miscellaneous Fees	500	500	456	545	— 44	— 44
(3) Rent of Buildings and Lands ...	2,300	2,300	3,386	2,858	+ 1,086	+ 1,086
B.—Interest realised on Hospitals and Dispensary Funds	3,775	3,775	4,015	3,775	+ 240	+ 240
C.—Grant—in-aid from Government in respect of Excise Duty for spirituous articles ...	3,000	3,691	3,806	3,283	+ 806	+ 115
D.—Receipts from Hospitals, Dispensaries and Maternity Homes	...	...	38	...	+ 38	+ 38
Total, 6.—Medical Relief and Education ...	9,945	10,636	17,112	13,254	+ 7,167	+ 6,476
7.—Street Cleansing and Conservancy, Road Watering and Halalkhore Service.						
A.—Halalkhore Tax (1) On Rateable Value at 3 per cent. ...	7,00,000	7,75,000	8,21,497	7,52,196	+ 1,21,497	+ 46,497
(2) For Special Service	55,000	55,000	68,983	1,50,015	+ 13,983	+ 13,983
B.—Miscellaneous— (1) Sale of Rights	18,500	14,000	7,975	14,020	— 10,525	— 6,025
(2) Miscellaneous Receipts	5,000	12,000	11,524	11,836	+ 6,524	— 476
(3) Miscellaneous Fees	15,000	15,000	14,218	17,265	— 782	— 782
(4) Rent of Buildings and Lands ...	3,000	3,000	3,019	3,429	+ 19	+ 19
(5) Tax on dogs @ Rs. 5 per dog ...	10,000	11,000	11,055	10,480	+ 1,055	+ 55
C.—Veterinary Department Fees	2,000	2,500	2,651	2,528	+ 651	+ 151
Government Grant	...	...	...	...	...	...
Total, 7.—Street Cleansing, etc. ...	8,08,500	8,87,500	9,40,922	9,61,769	+1,32,422	+ 53,422
8.—Roads, S. W. Drains and Public Lighting.						
A.-Wheel Tax and Government Contribution in lieu of Tolls—						
(1) Private Conveyances	4,75,000	5,00,000	4,42,289	5,36,425	— 32,711	— 57,711
(2) Public Conveyances						
(3) Contribution from Government in lieu of Tolls	16,673	16,673	16,731	16,673	...	...
Carried over ...	4,91,673	5,16,673	4,58,962	5,53,098	— 32,711	— 57,711
Carried over ...	1,22,95,233	1,33,26,021	1,39,40,776	1,21,53,415	+ 16,45,543	+ 6,14,755

APPENDIX No. 3—(*Contd.*).

Particulars.	Budget Estimate for 1957-58.	Revised Estimate for 1957-58.	Actuals for 1957-58.	Actuals for 1956-57.	Compared with Original Estimate + Increase — Decrease.	Compared with Revised Estimate + Increase — Decrease.
1	2	3	4	5	6	7
Brought over ...	Rs. 1,22,95,233	Rs. 1,33,26,021	Rs. 1,39,40,776	Rs. 1,21,53,415	Rs. +16,45,543	Rs. +6,14,755
Brought over ...	4,91,673	5,16,673	4,58,962	5,53,098	— 32,711	— 57,711
B.—Ground Rent—						
(1) From Private Parties	2,000	2,000	4,060	1,857	+ 2,060	+ 2,060
(2) From Telephone Co.	...	...	...	...	...	...
C.—Miscellaneous—						
(1) Miscellaneous Receipts	20,000	20,000	59,263	1,00,172	+ 39,263	+ 39,263
(2) Miscellaneous Fees	10,000	10,000	20,932	27,025	+ 10,932	+ 10,932
(3) Rent of Buildings and Lands ...	108	180	176	57	+ 68	— 4
D.—Ferry Receipts	18,000	18,000	18,820	17,267	+ 820	+ 820
Total, 8.—Roads, S. W. drains and public lighting ...	5,41,781	5,66,853	5,62,213	6,99,476	+ 20,432	— 4,640
9. Mechanical— Miscellaneous Receipts ...	...	...	748	271	+ 748	+ 748
10.—Buildings, Land Acquisition and Management.						
A.—Sale Proceeds of Surplus land	12,000	12,000	21,274	32,598	+ 9,274	+ 9,274
B.—Rent of Buildings	14,000	13,820	14,214	12,669	+ 214	+ 394
C.—Ground Rent	3,500	3,500	2,866	3,457	+ 634	+ 634
D.—Miscellaneous—						
(1) Sale of Rights and Miscellaneous Receipts.	1,000	3,100	4,318	3,397	+ 3,318	+ 1,218
(2) Miscellaneous Fees, etc. ...	24,000	28,000	33,982	27,506	+ 9,982	+ 5,982
E.—Rent of Municipal land at Khar for requisitioning period 1948-49 by Government ...	...	...	...	17,045	...	...
Total, 10.—Buildings, etc. ...	54,500	60,420	76,654	96,672	+ 22,154	+ 16,234
11.—Fire Brigade.						
A—Fire Tax at ¾% on Rateable value ...	2,84,000	3,13,500	3,02,083	3,06,633	+ 1,80,83	— 11,417
B—Other Receipts	1,000	1,889	1,635	1,274	+ 635	— 254
Total, 11.—Fire Brigade ...	2,85,000	3,15,389	3,03,718	3,07,907	+ 18,718	+ 11,671
12.—Licensing, Removal of Encroachments on Public Streets and Administration of Shops & Establishments Act, 1948 and Theatre Tax etc.						
A.—Licences for dangerous and offensive trades ...	1,75,000	2,22,500	2,65,532	2,23,133	+ 90,532	+ 43,032
B.—Removal of Encroachments on Public Streets, Licences for Squatters and Hawkers and fees for removal of encroachments ...	55,000	55,066	59,687	62,176	+ 4,687	+ 4,621
C.—Grant-in-aid from Government for the Administration of Shops and Establishments Act, 1948—						
(a) Grant from Government for Administration of the Act	17,000	17,000	...	16,370	— 17,000	— 17,000
(b) Registration Fees	2,200	1,682	1,835	2,415	— 365	+ 153
D.—Miscellaneous—						
(1) Administration						
(a) Advertisements	35,000	35,000	27,117	16,869	+ 7,883	+ 7,883
(b) Grant Rent ...	1,000	1,000	21	...	— 979	— 979
(2) Miscellaneous ...	300	700	1,947	895	+ 1,647	+ 1,247
E.—Receipts from Theatre Tax ...	85,000	85,000	99,723	92,993	+ 14,723	+ 14,723
F.—Parking Fee ...	...	...	...	Dr. 7	...	...
Total, 12.—Licensing, etc. ...	3,70,500	4,17,948	4,55,862	4,14,844	+ 85,361	+ 37,913
13.—Gardens and Open Spaces						
Miscelleneous						
(1) Miscellaneous Reciepts ...	...	...	55	...	+ 55	+ 55
(2) Rent of Buildings and Lands ...	...	...	...	338	...	...
Total, 13.—Gardens and Open Spaces ...	...	...	55	338	+ 55	+ 55
Carried over ...	1,35,47,014	1,46,86,631	1,53,40,026	1,36,72,923	+17,93,012	+ 6,53,395

APPENDIX No. 3—(*Concld.*).

Particulars. 1	Budget Estimate for 1957-58. 2	Revised Estimate for 1957-58. 3	Actuals for 1957-58. 4	Actuals for 1956-57. 5	Compared with Original Estimate + Increase — Decrease 6	Compared with Revised Estimate + Increase — Decrease 7
	Rs.	Rs.	Rs.	Rs.	Rs.	Rs.
Brought over ...	1,35,47,014	1,46,86,631	1,53,40,026	1,36,72,923	+17,93,012	+6,53,395
14.—Markets and Slaughter Houses.						
Miscellaneous—						
(1) Stallage Charges	1,50,000	1,75,550	2,11,990	1,93,547	+ 61,990	+ 36,440
(2) Squatters' Fees	1,40,000	1,40,000	1,42,886	1,33,727	+ 2,886	+ 2,886
(3) Fair ground and feeding fees ...	...	...	...	...	...	...
(4) Slaughter Fees	1,25,000	1,25,000	95,619	1,19,311	— 29,381	— 29,381
(5) Miscellaneous Receipts	14,000	15,000	17,460	16,031	+ 3,460	+ 2,460
(6) Rent of Buildings and Lands ...	1,059	1,059	1,621	240	+ 562	+ 562
(7) Entrance fee on animals	82,000	82,000	1,06,381	20,510	+ 24,381	+ 24,381
(8) Licence fees	11,300	12,000	11,094	19,423	— 206	— 906
Total, **14.—Markets and Slaughter Houses** ...	5,23,359	5,50,609	5,87,051	5,02,789	+ 63,692	+ 36,442
15.—Contribution from Capital Funds to Revenue on account of Loan Works Staff.	2,71,600	4,81,150	2,71,407	2,14,951	— 193	—2,09,743
16.—Rebate from Government on account of Collection of the Urban Immoveable Property Tax in the Suburbs	29,800	33,750	39,613	24,307	+ 9,813	+ 5,863
17.—Grant-in-Aid from Government—						
(1) 50 per cent. on Dearness Allowance ...	11,62,000	16,27,000	15,59,124	5,90,275	+3,97,124	— 67,876
(2) 15 per cent. out of Land Revenue to D.L.B., V. Ps. and Municipalities ...	11,000	11,000	...	2,30,550	— 11,000	— 11,000
(3) 75 per cent. of N.A. Assessment to Municipalities. ...	3,50,000	35,000	4,43,294	...	+ 93,294	+ 93,294
(4) A fixed grant equal to the average for three years ended 31-3-1950 of the aggregate grants paid to the local bodies in the Suburban area for the hospitals and dispensaries	3,000	3,000	3,500	...	+ 500	+ 500
(5) ½ Grant on non-recurring expenditure in respect of Improvement of water supply etc.	...	...	...	1,946	...	...
Total, **17.—Grant-in-aid from Government** ...	15,25,000	19,91,000	20,05,918	8,22,771	+ 4,79,918	+ 14,918
18—Share from Budget 'A' for Town Duties under Section 123(B)2 of the Bombay Municipal Corporation Act.	15,50,000	17,60,440	17,60,440	16,87,867	+2,10,440	...
Total Income ...	1,74,47,773	1,95,03,580	2,00,04,455	1,69,2 5,60	+25,56,682	+ 5,00,875

G. V. DAMLE,
Chief Accountant.

V. L. GIDWANI,
Municipal Commissioner.

APPENDIX No. 4

Expenditure

Statement showing the Actuals as compared with the final grants for 1957-58.

Particulars.	Grants sanctioned for expenditure during 1957-58.	Actuals for 1957-58	Final Grants Compared with this Actuals.		Actuals for 1956-57.
			Amount required to be renewed in 1958-59	Savings.	
1	2	3	4	5	6
	Rs.	Rs.	Rs.	Rs.	Rs.
I.—General Supervision, Collection of Revenue, etc.—					
A.—General Superintendence—					
(a) Corporation and Standing Committee ...	68,807	...	68,807	...	55,692
(b) Chief Auditor's Establishment ...	31,585	30,474	239	872	30,047
(c) Assistant Municipal Commissioner's Office ...	44,727	28,385	3,548	12,794	28,674
(d) Audit and Accounts ...	1,69,406	1,55,466	7,807	6,133	1,54,247
(g) Public Relations Department ...	47,625	26,644	2,584	18,397	19,996
	3,62,150	2,40,969	82,985	38,196	2,88,656
B.—Collection of Revenue—					
(a) Property Wheel Tax Establishment ...	5,05,528	4,61,229	10,854	33,445	4,20,410
C.—Upkeep of Municipal Central and Ward Offices ...	81,812	30,203	30,167	21,442	29,669
D.—Miscellaneous Charges ...	38,378	16,480	4,956	16 942	16 931
E.—Election Expenses (Proportionate cost to be borne by Budget D) ...	1,01,867	1,01,866	...	1	...
F.—New Works ...	54,719	7,566	43,156	3,997	67,498
G.—Debt charges ...	27,120	26,644	452	24	30,930
Total I.—General Supervision etc.	11,71,574	8,84,957	1,72,570	1,14,047	8,59,739
II.—Water Works—					
A.— Maintenance ...	37,22,146	33,84,987	1,47,162	1,89,997	29,06,246
B.—New Works ...	15,301	4,829	2,128	8,344	11,520
C.—Debt Charges ...	6,09,248	5,19,771	3,104	86,373	4,75,478
D.—Provident Fund, Pensions etc. ...	55,000	34,117	...	20,883	26,101
E.—Dearness Allowance ...	1,79,393	1,69,139	4,000	6,354	1,22,508
Total, II.—Water Works ...	45,81,088	41,12,843	1,56,394	3,11,851	35,41,853
III.—Education—Primary		Transferred under XVI—Contribution, etc.			
IV.—Education—Secondary ...	11,687	6,703	477	4,507	6,039
V.—Public Health Department—					
A.—General Superintendence—					
(a) Central Office ...	3,24,519	2,74,733	15,269	34,517	2,80,264
(b) Epidemics ...	29,092	13,578	3,509	12,005	12,204
(c) Vaccination ...	64,962	46,526	14,003	4,433	46,190
(d) Malaria and Insecticides ...	3,54,170	2,72,882	39,008	42,280	2,52,347
(e) Miscellaneous ...	98,101	49,856	1,104	47,141	14,066
(f) Propaganda for Public Health ...	...	...	...	...	424
(g) Life Guard Service ...	6,040	...	500	5,540	...
B.—Supply of Milk and Snacks to undernourished needy Children attending Municipal Schools ...	3,04,037	2,33,502	64,454	6,081	2,10,907
C.—Debt Charges ...	3,108	2,912	104	2	2,648
D.—New Works ...	12,890	1,334	455	11,109	...
Total V.—Public Health Department ...	11,96,829	8,95,323	1,38,406	1,63,100	8,19,050
VI.—Medical Relief and Education					
A.—Hospitals and Maternity Homes—					
(a) Hospitals—					
(i) K. B. Hospitals and Sir C. J. Dispensary, Bandra ...	2,28,934	1,82,150	21,609	25,175	1,88,475
(ii) K. B. Hospital, Kurla ...	1,41,819	1,09,148	11,871	20,800	96,999
(iii) Medico Socio Unit at Kherwadi ...	6,011	2,389	...	3,622	...
(b) Maternity Homes ...	1,44,982	85,585	26,762	32,635	75,772
(c) T. B. Clinic ...	60,433	...	52,983	7,450	...
	5,82,179	3,79,272	1,13,225	89,682	3,61,246
B.—Dispensary—					
(a) Dispensary for outpatients—Allopathic ...	2,13,434	1,36,216	40,445	36,773	1,47,919
(b) Municipal Mobil Dispensary at Rajwadi Ghatkopar ...	22,710	15,799	2,143	4,768	18,250
(c) Mobil Hospitals (Dispensary) ...	48,000	48,000	...	...	48,000
	2,84,144	2,00,015	42,588	41,541	2,14,169
C.—Medical Aid and Nursing Assistance to Poor People in their Houses ...	500	...	...	500	...
D.—Family Planning Clinics ...	4,703	1,113	...	3,590	1,373
E.—Clinics for treatment of Leprosy cases ...	21,519	...	9,561	11,958	...
F.—New Works ...	3,92,439	3,09,583	26,079	56,777	2,717
G.—Debt Charges ...	44,792	44,606	131	55	13,708
Total VI—Medical Relief and Education	13,30,276	9,34,589	1,91,584	2,04,103	5,93,213
Carried over ...	82,91,454	68,34,415	6,59,431	7,97,609	58,19,894

APPENDIX No. 4—(*Concld.*).

Expenditure

Particulars.	Final Grants sanctioned for expenditure during 1957-58.	Actuals for 1957-58.	Final Grants Compared with the Actuals.		Actuals for 1956-57.
			Amount required to be renewed in 1958-59.	Savings.	
1	2	3	4	5	6
	Rs.	Rs.	Rs.	Rs.	Rs.
Brought over ...	82,91,454	68,34,415	6,59,431	7,97,608	58,19,894
VII.—Street Cleansing and Conservancy, Road Watering and Halalkhore Service—					
A.—Street Cleansing and Conservancy ...	1,48,140	1,06,771	22,702	18,667	1,01,272
B.—Collection, Loading, Removal and Disposal of Town Refuge ...	11,79,551	8,79,998	1,71,938	1,27,815	7,48,366
C.—Road Watering ...	7,402	3,125	2,907	1,370	1,255
D.—Halalkhore Service ...	19,41,607	13,65,772	2,54,434	3,21,401	13,47,811
E.—New Sewers ...	1,04,557	85,789	299	1,8469	81,778
F.—New Works ...	3,63,308	1,30,755	1,56,861	75,692	13,768
G.—Debt Charges ...	16,433	...	...	16,433	...
H.—Depreciation ...	12,46,505	11,22,750	7,990	1,15,765	7,97,715
Total, VII.—Street Cleansing, etc. ...	50,07,703	36,94,960	6,17,131	6,95,612	28,20,370
Less Amount treated as savings *vide* S. C. R. No. 1039 of 6-8-58 ...	1,01,653	...	...	1,01,653	...
Net Total VII—Street Cleansing etc ...	49,06,050	36,94,960	6,17,131	5,93,959	28,20,370
VIII.—Roads, S. W. Drains and Public Lighting—					
A.—General ...	1,97,067	1,35,359	39,470	52,238	1,13,981
B.—Maintenance of Roads ...	24,04,726	14,81,585	5,62,429	3,60,712	12,71,252
C.—Public Lighting ...	7,39,203	5,97,145	93,029	49,029	5,18,243
D.—Maintenance of S. W. Drains ...	58,684	47,381	9,297	2,006	18,858
E.—Upkeep of Ferry Boats ...	16,997	14,231	1,580	1,186	11,161
F.—Depreciation on Plant and Machinery ...	22,973	11,789	...	11,184	5,084
G.—New Works ...	4,00,910	2,67,892	21,810	1,11,208	1,64,605
H.—Debt Charges ...	5,42,519	3,48,522	3,469	1,90,528	3,24,993
Total, VIII.—Roads, S.W Drains and Public Lighting ...	43,83,079	28,73,904	7,31,084	7,78,091	24,28,177
IX.—Mechanical— ...	2,866	2,359	462	45	1,119
Total, IX.—Mechanical ...	2,866	2,359	462	45	1,119
X.—Buildings, Land Acquisition and Management—					
A.—Assistant Engineers Suburb's Office Establishment ...	95,562	71,078	16,871	7,613	67,481
B.—Inspection and Supervision of Private Buildings ...	1,29,072	1,17,834	7,565	3,673	1,63,953
C.—Inspection & Supervision of factories, Workshops & Workplaces ...	20,590	15,714	1,207	3,669	6,839
D.—New Works ...	13,12,497	4,969	12,09,341	841	...
E.—Debt Charges ...	1,46,416	1,38,522	670	7,224	1,55,851
Total, X.—Buildings, Land Acquisition etc.	17,04,137	3,48,117	12,35,654	23,020	3,94,124
XI.—Fire Brigade—					
A.—Maintenance ...	1,41,731	83,191	12,133	46,407	91,141
B.—Debt Charges ...	30,986	588	18,191	12,207	...
C.—New Works ...	44,659	43,503	1,112	44	44,482
Total, XI.—Fire Brigade ...	2,17,376	1,27,282	31,436	58,658	1,35,623
XII.—Licensing, Removal of Encroachments on Public Streets and Administration of Shops and Establishment Act, 1948—Administration of Theatre Tax and Parking Grounds					
A.—Licensing Establishment ...	89,765	66,923	3,671	19,171	68,859
B.—Removal of Encroachments on Public Streets ...	37,857	22,494	8,756	6,607	29,658
C.—Administration of Shops and Establishments Act, 1948...	61,518	46,728	2,679	12,111	44,689
D.— „ of Theatre Tax ...	4,653	4,163	290	200	4,044
Total, XII.—Licensing, etc. ...	1,93,793	1,40,308	15,396	38,089	1,47,250
XIII.—Gardens and Open Spaces—					
A.—Maintenance ...	81,774	58,226	15,512	8,036	46,816
B.—New Works ...	1,00,735	23,540	10,405	66,790	8,847
C.—Debt Charges ...	4,242	4,141	98	3	4,017
Total, XIII—Gardens, etc.	1,86,751	85,907	26,015	74,829	59,680
XIV—Markets and Slaughter Houses—					
A.—Markets and Slaughter Houses ...	2,48,947	1,82,815	47,056	19,076	1,75,156
B.—New Works ...	96,773	4,290	73,441	19,042	9,983
C.—Debt Charges ...	21,079	20,985	66	28	6,228
Total, XIV—Markets and Slaughter Houses ...	3,66,799	2,08,090	1,20,563	38,146	1,91,367
XV—Contribution to—					
(*i*) Education Fund ...	18,41,070	18,41,070	...	...	16,31,317
(*ii*) Budget 'B' ...	7,36,428	7,36,428	...	...	6,52,526
Total. XV.— Contributions to etc. ...	25,77,498	25,77,498	...	...	22,83,843
XVI—Miscellaneous—					
A.—Provident Fund, Pensions, Gratuities and Compassionate Allowances ...	3,95,000	3,46,099	...	48,901	2,77,818
B.—Urban Immoveable Property Tax on Municipal Properties in the Suburbs ...	8,686	176	4,000	4,510	...
C.—Dearness Allowance ...	21,91,339	21,72,884	10,000	8,455	19,73,326
D.—Grants-in-Aid to Public Institutions—					
(*a*) Obligatory Grants ...	59,625	48,100	5,000	6,525	49,336
(*b*) Discretionary Grants ...	87,500	18,950	40,200	28,350	24,650
Total, D.—Grants-in-Aid to Public Institutions ...	1,47,125	67,050	45,200	34,875	73,986
Total, XVI—Miscellaneous ...	27,42,150	25,86,209	59,200	96,741	23,25,130
Total Expenditure ..	2,55,71,953	1,94,79,049	34,96,372	25,96,532	1,68,78,172

G. V. DAMLE,
Chief Accountant.

V. L. GIDWANI,
Municipal Commissioner.

APPENDIX No. 4-A.

Statement showing Details of Actuals of Expenditure incurred on New Works upto 31st March 1958.

	Expenditure upto 31-3-1957.	Expenditure during the year 1957-58.	Total Expenditure upto 31-3-1958.
	Rs.	Rs.	Rs.
I.—GENERAL SUPERVISION, COLLECTION OF REVENUE, ETC.			
Works completed (as per report of 1956-57) ...	21,809		21,809
Providing fans, electric fittings, etc., in Municipal Offices ...	...	528	528
Providing water coolers in Bandra Office ...	...	383	383
Concreting the open space in Guzdar Hall ...	...	2,297	2,297
Extension of the existing Canteen Shed of Dy. A. & C. (Subs.)'s Office at St. Martin's Club ...	...	714	714
Providing brick compound wall to St. Martin Club Premises ...	...	1,624	1,624
Providing fluprescent fittings in different Municipal Offices and tools for Electrical Inspector ...	...	2,020	2,020
Total, I.—General Supervision, etc. ...	21,809	7,566	29,375
II.—WATER WORKS.			
Works completed (as per report of 1956-57) ...	67,776	...	67,776
Providing concrete pavement to Water Works Yard, Bandra and approach Road ...	1,960	1,400	1,400
Constructing a compound wall of Bandra Office ...	...	1,977	3,937
Providing W.C.'s at Reservoir at Andheri ...	763	104	867
Extension of Store Shed at Kurla ...	317	1,348	1,665
Total, II.—Water Works ...	70,816	4,829	75,645
V.—PUBLIC HEALTH DEPARTMENT.			
Works completed (as per report of 1956-57) ...	5,514	...	5,514
Construction of fire proofstore for keeping white petrol for Tifa and Swing Fog machine in the compound of St. Martin's Club, Bandra ...	...	1,108	1,108
Providing Sanitary conveyance in the Dharmashala Premises ...	...	226	226
Total, V.—Public Health Department ...	5,514	1,334	6,848
VI.—MEDICAL RELIEF AND EDUCATION.			
Works completed (as per report of 1956-57) ...	32,233	...	32,233
Construction of (*a*) 50 bedded Hosptial (*b*) Addtional floor over existing Maternity Home, (*c*) Additional floor over exsting Mobile Hospital, (*d*) Additional floor over Municipal Staff Quarters, (*e*) Quarters for Ward boys at Rajwadi, Ghatkopar ...	...	2,88,354	2,88,354
Providing two rooms for 3rd compounder by extending the present staff quarter at N. J. Wadia Charitable Dispensary, Andheri ...	...	3,828	3,828
Providing and fixing wash basin in M. O.'s room and dressing room at the N. J. Wadia Charitable Dispensary, Andheri ...	...	420	420
Construction of Urinals for males and females for the use of public visiting Old Kurla. ...	...	2,427	2,427
Providing electric fitting for lamp and fans at N. J. Wadia, Dispensary ...	...	51	51
Providing 6' High compound wall at N. J. Wadia Dispensary, Andheri ...	...	7,284	7,284
Providing weather sheds to the windows of the Maternity Home at Rajwadi, Ghatkopar. ...	...	218	218
Providing a compound wall at the back of the Maternity Home ...	...	2,000	2,000
Providing a wooden partition admeasuring 10'×8'×8' in the waiting hall on the ground floor of the Maternity Home at Rajwadi, Ghatkopar ...	...	334	334
Providing gate and fencing round the Maternity Home at Chembur ...	...	3,123	3,123
Providing a Chowki for Watchman at the entrance of the Maternity Home at Chembur. ...	...	1,545	1,545
Total, VI.—Medical Relief and Education ...	32,233	3,09,584	3,41,817
VII.—STREET CLEANSING AND CONSERVANCY, ROAD WATERING AND HALALKHORE SERVICE.			
Works completed (as per report of 1956-57) ...	48,654	...	48,654
Providing electric lights at Kurla and Ghatkopar Garages ...	...	375	375
Providing electric lights in Sweepers quarters, Vile Parle ...	...	528	528
Providing electric wiring installation in 8 Nos. of Municipal Harijan quarters, at Khar ...	...	18,324	18,324
Covering of refuse dumped in Turner Road with earth ...	...	880	880
Construction of 48 tenements consisting of 4 two storeyed building of 12 tenements each Kurla for Conservancy Department ...	...	87,648	87,648
Provision of a W. C. Block, Washing Place and compound wall at Jai Bharat Pumping Station ...	...	3,539	3,539
Filling of Versova tank with refuse and earth ...	5,866	3,193	9,059
Providing and installing 3 fluorescent lights and 2 plugs for table fans in the Veterinary Dispensary at Khar ...	...	4	4
Covering of refuse dumped in Versova tank with sweet earth ...	...	3,640	3,640
Providing electric wiring installation for Harijan Quarters and garages at Kurla ...	8,300	3,592	11,892
Providing electric wiring installation in the Conservancy Staff quarters at Juhu Lane in Andheri ...	...	8,825	8,825
Providing wash hand basin in the verandah of Veterinary Dispensary at Khar ...	...	207	207
Total, VII.—Street Cleansing, etc. ...	62,820	1,30,755	1,93,575

APPENDIX 4-A—(*contd.*)

	Expenditure upto 31-3-1957.	Expenditure during the year 1957-58.	Total Expenditure upto 31-3-1958.
VIII.—ROADS, S. W. DRAINS AND PUBLIC LIGHTING.	Rs.	Rs.	Rs
Works completed (as per report of 1956-57) ...	16,63,528	...	16,63,528
Providing traffic islands in Suburbs ...	1,211	1,364	2,575
Reconstructing the seaface wall damaged by sea action near Bus Terminus, Versova...	...	2,475	2,475
Improving certain Roads in Suburbs by Recondo Method ...	1,63,844	2,58,021	4,21,865
Providing a wall along the nalla opposite Vrvegu Industries, Andheri ...	...	6,012	6,012
Total, VIII.—Roads, S. W. Drains, etc. ...	18,28,583	2,67,872	20,96,455
X.—BUILDINGS, LAND ACQUISITION, ETC.			
Works completed (as per report of 1956-57) ...	...	...	...
Providing a new W.C. block on 2nd floor of building 'A' and alternate to the buldings --A and B in Tata compound, Andheri ...	...	4,969	4,969
Total, X.—Buildings, Land Acquisition, etc. ...	...	4,969	4,969
XI.—FIRE BRIGADE.			
Works completed (as per report of 1956-57) ...	2,165	...	2,165
Providing mechanical gadget for opening arrangement to the Ambulance Garage door at Andheri Fire Station ...	...	588	588
Total, XI.—Fire Brigade ...	2,165	588	2,753
XIII.—GARDENS AND OPEN SPACES.			
Works completed (as per report of 1956-57) ...	72,366	...	72,366
Providing Store Room in the Suburbs for the use of the Gardens Department ...	...	1,848	1,848
Providing gadget wall along the garden at Kurla opposite Police Station ...	...	3,205	3,205
Laying out a garden on plot in S. S. No. VIII, Bandra ...	...	10,299	10,299
Providing additional benches in Suburban Gardens ...	...	7,456	7,456
Providing children operata at Kurla Bail Bazar, New Agra Road, Opposite Police Court, Kurla, Rajwadi Garden, Ghatkopar ...	1,947	8	1,955
Filling up the plot in H. No. 4 to 7 S.S. II and III to road level at Chuna Bhatti at Kurla.	...	724	724
Total, XIII.—Gardens and Open Spaces ...	74,313	23,540	97,853
XIV.—MARKETS AND SLAUGHTER HOUSES.			
Works completed (as per report of 1956-57) ...	98,747	...	97,747
Providing a collapsible gate at Kalina Market ...	...	2,688	2,688
Providing a platform on the west side of the fish section of the Bandra Town Market ...	...	1,011	1,011
Providing housing arrangement for at Kurla Slaughter House ...	...	591	591
Total, XIV.—Markets and Slaughter Houses ...	98,747	4,290	1,03,037

SUMMARY.

	Expenditure upto 31-3-1957.	Expenditure during the year 1957-58.	Total Expenditure upto 31-3-1958.
	Rs.	Rs.	Rs.
I.—General Supervision, etc. ...	21,809	7,566	29,375
II.—Water Works ...	70,816	4,829	75,645
V.—Public Health Department ...	5,514	1,334	6,848
VI.—Medical Relief and Education ...	32,233	3,09,584	3,41,817
VII.—Street Cleansing and Conservanay, Road Watering and Halalkhore Service.	62,820	1,30,755	1,93,575
VIII.—Roads, S. W. Drains and Public Lighting ...	18,28,583	2,67,872	20,96,455
X.—Buildings, Land Acquisition, etc. ...	...	4,949	4,969
XI.—Fire Brigade ...	2,165	588	2.753
XIII.—Gardens and Open Spaces ...	74,313	23,540	97,853
XIV.—Markets and Slaughter Houses ...	98,747	4,290	1,03,037
Grand Total ...	21,97,000	7,55,327	29,52,327

G. V. DAMLE,
Chief Accountant.

V. L. GIDWANI,
Municipal Commissioner.

APPENDIX No. 5

Revenue Accounts Balance sheet as at 31st March 1958.

LIABILITIES.	Rs.	ASSETS.			Rs.
Debits—		Cash at Bank			25,15,876.00
Due on Cash Bills Outstanding Account ...	19,993.58	Cash in Office			3,85,855.51
Due on Cheques payable ...	18,17,870.31	Current Account with the State Bank of India, Bombay for payment of interest on Suburban Loans			58,571.07
Due on Outstanding Charges for 1957-58 and previous year (*vide* Appendix No. 4) ...	34,96,372.09	Bombay Municipal Corporation Loans Interest Warrants payable Account			1,930.00
Due on Outstanding Charges on account of interest accrued but not paid (*vide* details shown in Appendix No. 14) ...	1,87,802.42				29,62,232.58
Deposits in cash and public securities from contractors and private parties (*vide* details shown in Appendix No. 13) ...	69,36,768.78	Plant and Machinery Balance on 1-4-1957	... 3,89,613.75		
	1,24,58,807.09	*Add*—Expenditure during 1957-58	... 3,76,202.67		
				7,65,816.42	
		Less—Amount recouped		... 1,24,043.18	6,41,773.24
			In Securities.	In Cash.	
Public Monuments Maintenance Fund (*vide* details shown in Appendix No. 16B) ...	16,317.94	Public Monuments Maintenance Fund (*vide* Appendix No. 16B) ...	16,000.00	317.94	16,317.94
Special Funds as at 31st March 1958—		Advances Recoverable (*vide* Appendix No. 12)—			
Water Mains Depreciation Fund ...	55,027.02	Municipal Officers			43,422.66
Hospital Fund ...	1,23,991.76	Departmental Works			12,64,645.82
Secondary Schools Committee Gymnasium Fund ...	4,166.67	Private Works			2,00,750.38
	1,83,185.45	Sundries, Misc. Advances			9,73,933.69
Surplus Revenue Fund (*vide* Appendix No. 2) ...	84,53,233.55	Advances for Improvement of Private Streets			1,50,426.51
		Cost of Revision of Grades of Suburban Staff			1,611.40
		Purchase of Petrol and Diesel Oil			15,775.35
		Municipal Contractors			202.81
		Demolition of Shades			3,399.19
					26,54,167.81
		Deposit in Public Securities—			
		With the State Bank of India			4,24,550.00
		With the Reserve Bank of India, Bombay			300.12
		In Office			1,32,500.00*
					5,57,350.12
		Investments	Rs.	Rs.	Rs.
		†Special Funds ...	...	...	...
		Water Mains Depreciation Fund ...	54,942.74	84.28	55,027.02
		Hospital Fund ...	1,23,791.87	199.89	1,23,991.76
		Secondary Schools Committee Gymnasium Fund	4,100.00	66.67	4,166.67
			1,82,834.61	350.84	1,83,185.45
		Surplus Fund—	Face Value.	Cost.	
		3% Govt. Pro. Notes 1986-97.	15,300	15,438.10	
		3% Conv. Loan 1946-86 ...	7,19,000	7,14,912.09	
		3% Govt. Loan 1963-65 ...	2,12,800	2,12,665.26	
		3% Govt. Funding Loan 1966-86 ...	9,500	9,500.00	
		3½% Govt. of India Loan 1974 ...	81,300	80,080.50	
		3½% Municipal Debentures	52,300	50,616.59	
		4% Municipal Debentures 1956 ...	4,11,900	4,09,840.50	
		4% Municipal Debentures	30,500	30,500.00	
		4½% Municipal Debentures 1957 ...	10,00,000	9,87,500.00	
		Post Office National Savings Certificates ...	2,98,800	4,08,525.00	
			28,31,400	29,19,578.04	
		In Cash Fixed, Call and Current Account Deposits ...		1,11,76,938.85	1,40,96,516.89
Total ...	2,11,11,544.03			Total ...	2,11,11,544.03

* Includes Rs. 10,000 kept in Office Treasury as Securities were not received by the party, and held under Deposit Account Fund Paper Deposits etc.

† For Face, Purchase and Market Value of each kind of Securities held in the Special Funds please see Appendix No. 16.

G. V. DAMLE,
Chief Accountant.

V. L. GIDWANI,
Municipal Commissioner.

APPENDIX No 6.

Statements of Special Funds 1957-58

Water Mains Depreciation Fund.	Dr.	Cr.
	Rs. nP.	Rs. nP.
Balance on 1st April 1957 ...	...	53,613 10
Interest realized during the year ...	...	1,413 92
Expenditure incurred during the year ...	...	...
Balance on 31st March 1958 as per Balance Sheet, Appendix No. 5	55,027 02	...
Total ...	55,027 02	55,027 02

Hospital Fund.

	Dr.	Cr.
	Rs. nP.	Rs. nP.
Balance on 1st April 1957 ...	...	1,23,991 76
Balance on 31st March 1958 as per Balance Sheet, Appendix No. 5.	1,23,991 76	...
Total ...	1,23,991 76	1,23,991 76

Public Monuments Maintenance Fund.

	Dr.	Cr.
	Rs. nP.	Rs. nP.
Balance on 1st April 1957 ...	...	16,317 94
Donations received during the year ...	...	...
Balance on 31st March 1958 as per Balance Sheet, Appendix No. 5.	16,317 94	...
Total ...	16,317 94	16,317 94

Secondary Schools Committee Gymnasium Fund (Bandra)

	Dr.	Cr.
	Rs. nP.	Rs. nP.
Balance on 1st April 1957 ...	.....	4,045 35
Interest realised during the year ...	.....	121 32
Balance on 31st March 1958 as per Balance Sheet, Appendix No. 5	4,166 67	.....
Total ...	4,166 67	4,166 67

G. V. DAMLE,
Chief Accountant.

V. L. GIDWANI,
Municipal Commissioner.

APPENDIX No. 7

Capital Fund Balance Sheet as at 31st March 1958

LIABILITIES.			ASSETS.		
	Rs.	nP.		Rs.	nP.
Loans Outstanding—			**Block Account—**		
Due to Government—	11,09,996 62				
Due to Public—	3,09,35,500 00		**Loan funds—**		
		3,20,45,496 62	Property and Assets at original cost as per Appendix No. 8		3,39,99,661 93
(*Vide* details as shown in Appendix No. 11). ...					
Trust Fund Account—					
Donation for School Building at—	Rs. nP.		**Trust Fund—**		
New Mandala ...	11 75		Expenditure as per Appendix No. 8 ...		2,85,215 69
Extension to School at Madh ...	682 56		**Sinking Fund—**		
			As per Appendix No. 10 ...		†48,82,909 73
		694 31			
Surplus—			**Loan and Trust Fund—**		
				Face Value. Rs. / Rate. Rs. / Book Value. Rs.	
Capital Assets at original cost over Liabilities—					
Sinking Fund on Loans	48,82,909 73		3% Conversion Loan 1946-86	60,000 / Par / 60,000 00	
Loan Redemption Fund	4,21,486 86			60,000 / 60,000 00	
Contribution from Trust Fund	2,85,215 69				
Contribution from Government ...	31,92,044 19		In call deposits ...	10,00,000 00	
Contribution from Budget A	3,00,000 00		In Fixed Deposits ...	9,00,000 00	
		90,81,656 47	In Cash ...	60 05	
					*19,60,060 05
Grand Total ...		4,11,27,847 40	Grand Total ...		4,11,27,847 40

† For face Purchase and Market values of securities held in the Sinking Funds, please see appendix No. 16A.

* Includes Rs. 694. 31 being balance on account of Trust Fund.

G. V. DAMLE,
Chief Accountant.

V. L. GIDWANI,
Municipal Commissioner.

APPENDIX No. 8
SUMMARY

	Total Capital expenditure upto 31st March 1957.	Expenditure during 1957-58.	Total Capital expenditure upto 31st March 1958.
	Rs.	Rs.	Rs.
(1) Loan Funds.			
I.—General Supervision, Collection of Revenue, etc. ...	2,91,205.86	34,958.84	3,26,164.70
II.—Water Works ...	45,14,794.31	20,59,333.38	65,74,127.69
III.—Education Primary ...	1,15,910.24	...	1,15,910.24
IV.—Education Secondary ...	5,861.30	...	5,861.30
V.—Public Health Department ...	...	...	...
VI.—Medical Relief and Education ...	6,30,615.14	37,736.17	6,68,351.31
VII.—Street Cleansing and Conservancy, Road Watering and Halalkhore Service ...	1,30,14,964.20	16,41,751.11	1,46,56,715.31
VIII.—Roads, S. W. Drains and Public Lighting ...	43,77,359.55	9,04,520.59	52,81,880.14
IX.—Mechanical ...	...	...	...
X.—Buildings, Land Acquisition and Management ...	17,00,043.47	7,18,666.13	24,18,709.60
XI.—Fire Brigade ...	2,73,528.21	2,69,827.00	5,43,355.21
XIII.—Gardens and Open Spaces ...	43,052.23	23,492.09	66,544 32
XIV.—Markets and Slaughter Houses	3,43,013.92	32,558.02	3,75,571.94
XV—Village Amenities ...	10,63,559.78	3,31,068.15	13,94,627.93
Plant and Machinery ...	12,09,291.70	Cr. 3,50,439.88	8,58,851.82
Discount and other charges on Loans ...	5,71,539.87	1,41,450.55	7,12,990.42
(1) Loan Funds—Total ...	2,81,54,739.78	58,44,922.15	3,39,99.661.93
(2) Trust Fund ...			
Works Executed ...	2,55,215.69	30,000	2,85,215.69
Grand Total ...	2,84,09,955.47	58,74,922.15	3,42,84,877.62

APPENDIX No. 8
Block Account showing details of Capital Expenditure upto 31st March 1958

Name of the Work.	Total Capital Expenditure upto 31st March 1957.	Expenditure during 1957-58.	Total Capital Expenditure upto 31st March 1958.
I.—GENERAL SUPERVISION, COLLECTION OF REVENUE, Etc.	Rs. nP.	Rs. nP.	Rs. nP.
Works completed upto 31st March 1957	1,59,683 23	...	1,59,683 23
Works in progress—			
Purchase of land at Kurla and Chembur for Ward Office Building (Land M Wards)	20,357 88	52 50	20,410 38
Provision of additional floors at Ghatkopar Municipal Ward Office ...	52,332 88	...	52,332 88
Construction of Ward Office Building at Juhu	58,831 87	...	58,831 87
Provision of an additional floor over St. Martin's Building... ...	...	34,802 65	34,802 65
Construction of a canteen in the central Municipal office Building at Bandra	...	103 69	103 69
Proposed Building for additional office accomodation at T. P. S. IV Bandra	...	...	...
Total—Works in Progress ...	1,31,522 63	34,958 84	1,66,481 47
Total I.—General Supervision, etc. ...	2,91,205 86	34,958 84	3,26,164 70
II.—WATER WORKS.			
Works completed up to 31st March 1957	8,03,052 19	...	8,03,052 19
Works in progress—			
Shifting and remodelling the Bandra Hill Pumping Station... ...	16,724 39	79 39	16,803 78
Laying a 6" water main for the Prabhat Colony in T.P.S. No. V of Santacruz	* 32,706 20	...	32,706 20
Schemes for water supply to certain villages in suburbs—			
(a) Extending the 8" water main along Andheri Versova Road to supply water to Versova Village	33,167 34	...	33,167 34
Providing 12" main along Bombay Agra Road from Ghatkopar to Vikhroli	1,45,932 87	9,997 09	1,55,929 96
Laying a 12" water main along Bombay Agra Road from Powai Road to Bhandup	1,98,684 05	1,650 83	2,00,334 88
Laying a 9" main along Linking Road (Dadabhai Road) from its junction with Juhu Road, upto 9th Road, Khar and 6" mains along North, Main and South Avenues in Gazdar Scheme, Santacruz West... ...	32,431 50	241 12	32,672 62
Laying a 6" main along Hasanabad Road, Santacruz upto 1st Road, Khar.	42,773 56	...	42,773 56
Overhauling the Distribution Mains at Vile Parle	2,11,754 56	...	2,11,754 56
Providing water-supply to Mohile Village on Vihar Saki Road ...	32,452 37	...	32,452 37
Enlarging the existing 3" C.I. main in Tilak Road and Upasaria Lane from the junction of Khokani Lane to Vallabhbaug Lane to 6" size and extending the same along Tilak Road towards South for 1,000' length ...	9,471 20	6,387 41	15,858 61
Laying a 4" main in Road No. 15 joining Ghatkopar Mahul Road and Station Avenue Road	5,211 28	...	5,211 28
Replacing 8" > 6" water main in Hill Road Bandra, by 12" > 9" main from its junction with Ghodbunder Road to Chimbai Church ...	50,140 20	18,265 96	68,406 16
Enlarging 6" > 5" > 4" > 3" water main along Juhu Road from its junction with Station Road upto Juhu Koliwada to 9" size ...	1,38,505 25	12,893 41	1,51,398 66
Providing additional hydrants in the suburbs wherever necessary ...	35,352 48	8,739 28	44,091 76
Construction of 8 Unit staff quarters with sanitary blocks at Vakola for suburban staff	11,323 81	55 95	11,379 76
Overhauling the distribution mains at Santacruz	1,51,513 37	7,369 94	1,58,883 31
Enlarging the existing 3" water main to 9" > 6" size in Dr. Ambedkar Road	38,389 06	Cr. 10 50	38,378 56
Laying a 9" main along new Nagardas Road, Andheri	19,394 62	39 49	19,434 11
II.—Water Works—Works in Progress—Carried over ...	12,05,928 11	65,709 40	12,71,637 51
II—Water Works—Works Completed—Carried over ...	8,03,052 19	...	8,03,052 19

* In addition to this the expenditure, amounting to Rs. 1,000 has been met from the contribution of the equivalent mount received from Santa Cruz Refugee Association.

APPENDIX 8—(Contd.)
Block Account showing details of Capital Expenditure upto 31st March 1958.

Name of the Work.	Total Capital Expenditure upto 31st March 1957.	Expenditure during 1957-58.	Total Capital Expenditure upto 31st March 1958.
	Rs. nP.	Rs. dP.	Rs. nP.
II.—Water Works—Works Completed Brought over ...	8,03,052 19		8,03,052 19
II.—Water Works—Works in Progress—Brought over ...	12,05,928 11	65,709 40	12,71,637 51
Enlarging the existing 3" main along Mahatma Gandhi Road—Tilak Road—Santa Cruz—to 9" size	29,279 95	Cr. 43 51	29,236 44
Laying 4" water main in Vadhavli Village Road	6,378 13		6,378 13
Enlarging the existing water main and laying new water mains in Road at Chembur for Chembur Development Scheme	56,300 75	11,550 86	67,951 61
Extending the existing 4" main in Koliwada Borla Road for a length of 850 R.ft. upto its junction by Ghatkopar Mahul Road	5,578 13	16 80	5,594 93
Fabricating and laying 36">24" diameter pipe line for proposed Oil Refineries at Trombay	12,11,700 17	1,492 87	12,13,193 04
Enlarging 3">2" main in Mehtab Lane and Jewish Colony to 6" size and extending it further to Bombay Agra Road	9,415 82	4,736 30	14,152 12
Laying a 4" water main Vallabh Baug Road extension from its junction with Tilak Road, Ghatkopar	4,231 95	...	4,231 95
Englarging the existing 6" water main in Pali Malla Road, Bandra to 12" size	25,400 35	....	25,400 35
Construction of Malla Pump House	9,433 53	336 21	9,769 74
Remodelling water supply distribution system in 'K' Ward ...	1,86,731 03	1,02,184 75	2,88,915 78
Laying a 12" main along Kurla, Andheri Road from Tansa main to Saki Naka and 9" main along Marol Maroshi Road	53,431 94	18,583 50	72,015 44
Enlarging the existing 3" C. I. main in Valabhbaug Lane (Ghatkopar) from its junction with Mahatma Gandhi Road upto Tilak Road to 6" size	9,318 44	...	9,318 44
Laying a 6" C.I. main in Gopal Lane, Ghatkopar	8,656 56	19 43	8,675 99
Laying a 4" C.I. main in 7th Road, Chembur	11,153 21	12 71	11,165 92
Enlarging the existing 2" main along Suren Road (Carter Road) Andheri to 4" size	7,636 19	...	7,636 19
Laying smallsized mains wherever necessary	31,498 76	6,311 63	37,810 39
Laying 12">9">6" water main along Bombay Agra Road, Kurla ...	70,453 55	17,707 21	88,160 76
Englarging the existing water main in Danda Village, Bandra ...	46,175 34	713 23	46,888 57
Laying a 12" water main along Bombay Agra Road, Bhandup from Town Duty Office towards North upto Greater Bombay Municipal limits ...	22,187 01	63,702 74	85,889 75
Enlarging the existing 3">2" water main in Shradhanand Road, Vile-Parle to 6" size and extending it	6,553 62	...	6,553 62
Laying a 4" water main from Powai Yard along Vihar Saki Road and Powai Thana Road for a length of 3,600 R.ft.	16,854 25	...	16,854 25
Laying 4">2" C.I. water main in Municipal Road leading to the Night Soil Depot off Bombay Agra Road at Ghatkopar for a length of 1,300 R.ft.	7,339 06	...	7,339 06
Englaring 3" water main to 6" along North Main and South Avenue and providing 4" water main along Western, Central and East Avenue Santacruz	33,155 75	1,772 79	34,928 54
Laying a 6" and 4" water mains in certain roads in Khar Scheme ...	44,270 50	1,069 49	45,339 99
Enlarging the existing 3" water main in Pali Village to 6" size and extending it	14,812 00	...	14,812 00
Laying a 4" and 6" water main in Andheri Gaothan (K Ward) ...	13,029 12	9 62	13,038 74
Enlarging the existing 3" water within in Saraswati Road, Santa Cruz to 12">9">6" size and extending it	11,069 94	5,811 52	16,881 46
Laying a 6" water main in Nariman Road, Vile Parle	9,113 69	Cr. 26 73	9,086 96
Laying a 6" water main in Pandya Lane, Juhu	4,102 94	3,998 99	8,101 93
II.—Water Works—Works in Progress—Carried over ...	37,19,102 30	12,73,812 30	49,92,914 60
II.—Water Works—Works Completed Carried over ...	8,03,052 19		8,03,052 19

APPENDIX No. 8—(Contd.).
Block Account showing details of Capital Expenditure upto 31st March 1958.

Name of the Work.	Total Capital Expenditure upto 31st March 1957.	Expenditure during 1957-58.	Total Capital Expenditure upto 31st March 1958.
	Rs. nP.	Rs. nP.	Rs. nP.
II.—Water Works—Works Completed—Brought over ...	8,03,052 19	...	8,03,052 19
II.—Water Works—Works in Progress—Brought over...	37,19,102 30	12,73,812 30	49,92,914 60
Enlarging the existing water mains and laying new water mains in T.P.S. III, Santa Cruz	24,782 37	1,488 64	26,271 01
Englarging the existing 5" water main along Ghatkopar Mahul Road to 12" size	1,34,158 73	12,089 70	1,46,248 43
Laying a 4" water main in Bhattipada Road, Bhandup	2,340 00	5,232 34	7,572 34
Enlarging the existing 2" C.I. Pipe line in Jiwadaya Lane, Ghatkopar 6" size	186 56	4,556 67	4,743 23
Laying a 4" water main along Hingwala Lane from its junction with Upasaria Lane, Ghatkopar	7,795 12	11 75	7,806 87
Enlarging the existing 2" C.I. main in Derasar Lane, Ghatkopar from its junction with Mahatma Gandhi Road with Tilak Road to 4" size ...	7,218 87	227 62	7,446 49
Laying a 4" water main along Joshi Lane extension from its jucntion with Tilkak Road, Ghatkopar	6,085 23	12 71	6,097 94
Laying a 4" water main Derasar Lane extension from its junction with Tilak Road, Ghatkopar	4,379 03	1,299 51	5,678 54
Laying 4" C.I. main along 1st Road and Jethalal Parekh Road from its junction with 1st Road with Khot Lane, etc.	5,696 30	157 53	5,853 83
Providing 9"> 6" water main for Mahul Village	14,615 38	57,320 72	71,936 10
Laying 18"> 15"> 12" water main Bandra Ghodbunder Road from its junction with Caves Road Jogeshwari to Greater Bombay Municipal Limits	13,913 69	75,417 37	89,331 06
Laying 18"> 15"> 12" water main along Caves Road, Jogeshwari ...	5,699 50	361 40	6,060 90
Enlarging the existing 6" and 4" water main Old Nagardas Road and Parsi Panchayat Road to 9"> 6" size and extending it	33,333 69	4,777 40	38,111 09
Enlarging the existing 3" water main in Pali Road (Dr. Ambedkar Road, Bandra, H-Ward) to 9" < 12" > 9" size	59,757 00	26,208 11	85,965 11
Englarging existing 2" main Marol Village to 4" size	9,592 28	951 38	10,543 66
Laying 18" main along Sion Trombay Road upto Borla Village ...	172 94	4,56,847 18	4,57,020 12
Laying water mains in Juhu Vile-Parle Development Scheme ...	59,779 94	2,53,686 66	3,13,466 60
Laying 12" water main along Military Road and Aerodrome Road, Santa Cruz for A. I. I. Staff	39,829 94	7,536 20	47,366 14
Laying 9" C.I. main along Kanjur Village Road from its junction with Bombay Agra Road, Bhandup	49,045 00	10,641 80	59,686 80
Enlarging and laying water mains for Hindu Fried's Society, Andheri ...	32,215 56	26,595 09	58,810 65
Laying 6" main in Bamanpuri Road from its junction with Kurla Andheri Road to Bamanpur Village and 3" main inside the village ...	...	...	...
Laying 6" main in passage connecting Swadeshi Mill Road and Sion-Trombay Road	Cr. 0 31	2,753 21	2,752 90
Replacing the existing 3" water main on Mahatma Gandhi Road Vile Parle to 9" main	...	10,176 10	10,176 10
Laying a 6" water main along Irla Road Vile Parle	...	3,521 05	3,521 05
Laying 9" water main n Police Station Road and 4" in Ponds Gothan Vile Parle	3,839 31	11,388 69	15,228 00
Laying 9" water main along Vithalbhai Patel Road (Linking Road) from its junction with Turner Road to its junction with Khar Pali Road in T. P. S. No. III, Bandra	4,705 62	14,955 95	19,661 57
Replacing and extending 3" main along 1st Road Khar by 9" main from Linking Road to Danda Bus Terminus	6,500 50	649 16	7,149 66
II.—Water Works—Works in Progress—Carried over...	36,96,832 04	12,94,533 75	49,91,365 79
II.—Water Works—Works Completed—Carried over...	8,03,052 19		8,03,052 19

APPENDIX No. 8—(Contd.).
Block Account showing details of Capital Expenditure upto 31st March 1958.

Name of the Work.	Total Capital Expenditure upto 31st March 1957.	Expenditure during 1957-58.	Total Capital Expenditure upto 31st March 1958.
	Rs. nP.	Rs. nP.	Rs. nP.
II.—Water Works—Works Completed—Brought over ...	8,03,052 19	...	8,03,052 19
II.—Water Works—Works in Progress—Brought over ...	36,96,832 04	12,94,533 75	49,91,365 79
Enlarging 3" main on Linking Road, Khar, to 9" size from its junction with Khar Pali Road to 9th Road	...	6,339 14	6,339 14
Enlarging the existing 2" water main along Dixit Road Vile Parle to 6" size and extending it upto Playground Road	Cr. 25	895 65	895 40
Laying 4" and 6" water mains in T.P S. No. III Bandra	...	28,681 61	28,681 61
Enlarging the existing 2" water main in Playground Road Vile Parle to 9" size and extending it along Dixit Road Extension	...	...	...
Providing a 4" water main in Datta Mandir Lane, Vakola	2,378 00	1,582 51	3,960 51
Laying 4" water mains in Lanes off Juhu Road	...	6,995 30	6,995 30
Enlarging the existing 3" water main in Sherly and Rajan Villages in Bandra to 6" size	...	772 34	772 34
Enlarging the existing 3" water main in Mount Carmel Road to 6" and providing 4" water main in Rebello Road in Suburban Scheme No. 8 Bandra	...	294 33	294 33
Providing a 9" water main in Nagardas Cross Road, Andheri... ...	...	2,108 41	2,108 41
Laying 4" and 3" water main in Lanes off Perry Road and Andrews Road, Bandra 'H' Ward	...	4,437 09	4,437 09
Laying water mains in Andrew's Lane, Cottage Lane, Croft Lane and Gujjar Lane Santa Cruz	...	120 36	120 36
Renovating the Stores Room at Bandra	124 44	2,307 57	2,432 01
Laying 4" water main in Chapel Lane and Tank Street, Santa Cruz ...	...	2,709 51	2,709 51
Laying two 24" dia. water mains in Linking Road and Pali Danda Road and Hill Road	...	58,104 38	58,104 38
Laying a 24" connection off 24" Tulsi main at Bandra (near Slaughter House) for length of 1,800 R. ft.	1,665 81	1,19,004 21	120,670 02
Laying 30" branch connection off 24" Tulsi main at Khar Railway Station upto Pali Hill	...	30,412 23	30,412 23
Providing 4" and 6" water mains in Khar Village	...	...	...
Laying 4" water main in Kirol Road...	37 81	1,563 54	1,601 35
Extending the 6" water main in Sion Trombay Road for a length of 3,500 R. ft. from Chitah Camp	...	12,058 26	12,058 26
Enlarging the existing 3" water main in Nowroji Lane Ghatkopar to 6" size	282 27	18,271 53	18,553 80
Laying 6" water main in T.P.S. II Ghatkopar	5,947 69	27,032 12	32,979 81
Laying a 9" water main near Kherwadi Bandra...	3,790 87	14,518 18	18,309 05
Laying water mains in the proposed roads in Kurla Kamgar Co-operative Housing Society	...	660 14	660 14
Enlarging the existing 5" water main Mahatma Gandhi Road from Sion Trombay Road to Anik Village	...	...	...
Providing pressure recorder boxes in the Suburbs	...	...	...
Enlarging the existing 3" water main to 9" in Chium Village, Bandra ...	...	3 71	3 71
Laying 4" water main Azad Lane, Andheri	...	...	...
Conversion of underground hydrants into stand post hydrants ...	...	...	...
Enlarging water mains in Vile Parle East-North of Hanuman Road ...	...	9,560 21	9,560 21
Laying 6" water main Byramji Jeejeebhoy Road, Bandra	...	...	...
Laying 4" water main in Bulsroyce Colony off Nehru Road, Santacruz ...	...	...	...
Laying 4" water main in Kane Road, Bandra	...	...	...
Improving water supply of Carter Road, Perry Cross Road and Danda Village, Bandra	...	Cr. 42 03	Cr. 42 03
Laying 12" water main in Turner Road and Perry Road, Bandra ...	...	...	...
Laying 9" water main in proposed road connecting Parsi Panchayat Road and Hindu Friends' Society	...	1,427 09	1,427 09
Laying 4" water main in Tulsi Pipe Road, Vakola	...	...	...
Laying 6" water main Station Road and Gazdar Road, Andheri ...	...	...	...
Laying 6" water main Vallabhbhai Road and Sarojini Road, Vile Parle (West)	...	...	...
Laying 12" water main along Ghatkopar Mahul Road from it Junction with Sion Trombay Road to Anik Village.	...	15,752 14	15,752 14
Total—Works in Progress ...	37,11,058 68	16,60,103 28	53,71,161 96
II.—Water Works—Works Completed Carried over ...	8,03,052 19		8,03,052 19

APPENDIX No. 8—(Contd.).
Block Account showing details of Capital Expenditure upto 31st March 1958.

Name of the Work.	Total Capital Expenditure upto 31st March 1957.	Expenditure during 1957-58.	Total Capital Expenditure upto 31st March 1958.
	Rs. nP.	Rs. nP.	Rs. nP.
II.—Water—Works Works Completed Brought over ...	8,03,052 19		8,03,052 19
II.—Water—Works Works in progress—Brought over ...	37,11,058 68	16,60,103 28	53,71,161 96
Laying water mains in T. P. S. IV, Bandra	...	...	...
Laying 4" water main in Vakola Village, Santa Cruz (East) ...	...	...	...
Laying 4" water mains in 1st and 2nd Gothan Lanes, Santa Cruz ...	...	...	...
Laying 24">18"<V24" water main along Central Salsette Track and Madhavdas Amarsey Road between Tansa main at Sahar and Ghodbunder Road, Andheri	683 44	3,98,296 33	3,98,979 77
Laying 6" Feeder main from Ghatkopar Syphon Head to Bombay Agra Road	...	933 77	933 77
Laying 4" water mains in new road at Kol-Dongri area, Vile Parle, South of Central Salsette Track	...	...	...
Laying a 6" water main in extension of Shradhanand Road, Vile Parle, (East) with Standpost hydrants	...	...	...
Total Works in Progress ...	37,11,742 12	20,59,333 38	57,71,075 50
Total, II.—Water Works ...	45,14,794 31	20,59,333 38	65,74,127 69
III.—EDUCATION—PRIMARY.			
Works Completed upto 31st March 1957 ...	81,153 96	...	81,153 96
Works in Progress—			
School Building at Vile Parle West (11 Rooms) ...	34,756 28	...	34,756 28
School Building at Vile Parle East (10 Rooms) and additional floor ...	...	...	...
Total—Works in Progress ...	... 34,756 28	...	34,756 28
Total—III.—Education—Primary ...	1,15,910 24	...	1,15,910 24
IV.—EDUCATION SECONDARY			
Works completed upto 31st March 1957	5,861 30	...	5,861 30
Works in progress—			
Acquisition of land bearing Plot No. 112 of T.P.S. No. III Vile Parle (West) for construction of a Public Library Building at	...	...	...
Total Works in progress...	...	...	...
Total—IV.—Education Secondary ...	5,861 30	...	5,861 30
V.—PUBLIC HEALTH DEPARTMENT			
Works completed upto 31st March 1957	...	... ...	...
Work in Progress			
Improvement to the cemeteries in Suburbs	...	...	...
Total Work in Progress ...	...	...	...
Total V.—Public Health Department ...	...	...	...
VI.—MEDICAL RELIEF AND EDUCATION.			
Works completed upto 31st March 1957	1,06,797 92	...	1,06,797 92
Works in progress—			
Construction of a Maternity Home, a Dispensary and a Mobile Hospital unit at Ghatkopar including Staff Quarters	2,78,404 03	1,936 20	2,80,340 23
Extension of Maternity Ward for providing additional beds at Chembur	49,669 25	...	49,669 25
Construction of a Maternity Home in the Compound of N. J. Wadia Dispensary, Andheri	100 12	...	100 12
Providing dispensaries in Suburbs	44,512 62	47 38	44,560 00
VI.—Medical Relief—Works inProgress—Carried over ...	3,72,686 02	1,983 58	3,74,669 60
VI.—Medical Relif—Works Complete Carried over ...	1,067,97 92	...	1,06,797 92

APPENDIX No. 8—(Contd.).
Block Account showing details of Capital Expenditure upto 31st March 1958.

Name of the Work.	Total Capital Expenditure upto 31st March 1957.	Expenditure during 1957-58.	Total Capital Expenditure upto 31st March 1958.
	Rs. nP.	Rs. nP.	Rs. nP.
VI.—Medical Relief etc.—Works completed—Brought over ...	1,06,797 92	...	1,06,797 92
VI.—Medical Relief etc.—Works in progress—Brought over ...	3,72,686 02	1,983 58	3,74,669 60
Quarters for Medical Officers and Asstt. Medical Officer,—Bhabha Hospital Bandra	94 50	12,832 60	12,927 10
Additions and alterations to the Bhabha Hospital, Bandra, for a new Maternity and Labour Ward, etc.	81,865 19	10,545 15	92,410 34
Construction of an additional floor over the Hospital Building including alterations on the ground floor Bhabha Hospital, Kurla ...	37 25	...	37 25
Quarters for Medical Officer and Lady Doctor—Bhabha Hospital Kurla	...	59 98	59 98
Construction of a separate out-patient Department at the K. B. Bhabha Hospital, Kurla	44,410 95	6,582 62	50,993 56
Providing a T. B. Clinic at Khar	24,723 31	5,732 24	30,455 55
Construction of Infectious Diseases (Isolation) Hospital of 100 beds in the Suburbs including cost of acquisition ...	...	...	...
Acquisition of land and construction of garages, etc., of S. No. 64A, Andheri for accommodating 3 Ambulances 1 Mobile Dispensary Van...	...	...	...
Acquisition of lands for the proposed Dispensaries at (*a*) Chunabhatti, Kurla (*b*) Mankhurd 800 square yards, (*c*) Marol 1,200 square yards, (*d*) Vakok, Kalina, Santacruz 575 square yards ...	...	...	...
Total—Works in progress ...	5,23,817 22	37,736 17	5,61,553 39
Total, VI.—Medical Relief and Education ...	6,30,615 14	37,736 17	6,68,351 31
VII.—STREET CLEANSING AND CONSERVANCY, ROAD WATERING AND HALALKHORE SERVICE.			
Works completed up to 31st March 1957	2,80,073 06	...	2,80,073 06
Works in progress—			
Construction of quarters for conservancy staff on the land bearing Survey No. 38, Hissa Nos. 2 and 3 at Juhu (36 tenements) ...	1,86,609 31	2,877 30	1,89,486 61
Construction of quarters for conservancy staff at Chembur (34 tenements)	1,76,944 50	...	1,76,944 50
Subvention Scheme—Conversion of Basket privies into W.C.'s on full flushing system in Suburbs	1,55,955 87	1,14,644 00	2,70,599 87
Acquisition of the plot of open land abutting on Agra Road at Kanjur for construction of Refuse Dump for Ghatkopar Area	...	...	...
Sewer in Linking Road T. P. S. Bandra (Item No. 5)	80,617 12	...	80,617 12
(*a*) Khar, Village Sewer (East)	20,683 06	...	20,683 06
(*b*) Sewer in 32nd Road T. P. S. III—Bandra...	76,595 81	...	76,595 81
Sewer in 2nd Hasanabad Lane at Santacruz, in Convent Avenue St. Francis Avenue and St. Joseph's Avenue	1,02,131 99	...	1,02,131 99
Sewage in Ghodbunder Road from Church Avenue to Willingdon Colony and Sewers in South Avenue and Branch Sewers in Road Nos. 10, 11 and 12 and Linking Road	2,39,739 88	...	2,39,739 88
Cost of Pumping Station at Kurla	4,45,479 45	5,836 75	4,51,316 20
Bandra Pumping Station (Bunderwadi)	2,91,005 57	3,917 48	2,94,923 05
Disposal works at Khar	9,37,505 51	30,405 41	9,67,910 92
(*a*) Providing and laying 9" sewers in Dr. Babasaheb Ambedkar Road from junction 1st Road to Khar Pali Road at Khar ...	61,024 57	...	61,024 57
(*b*) Providing and laying 15"—12" sewers in South Avenue from junction Linking Road to junction 1st Road at Khar ...	1,90,842 99	...	1,90,842 99
(*c*) Providing and laying 9" sewers in 15th Road at Khar ...	66,331 26	...	66,331 26
(*d*) Providing and laying 9" sewer in 16th Road at Khar ...	78,796 07	...	78,796 07
(*e*) Providing and laying 9" sewer in 17th Road at Khar ...	66,213 97	...	66,213 97
VII.—Street Cleansing, etc.—Works in progress—Carried over ...	31,76,476 93	1,57,68 94	33,34,157 87
VII.—Street Cleansing, etc.—Works Completed—Carried over ...	2,80,073 06	...	2,80,073 06

APPENDIX No. 8—(Concld.)
Block Account showing details of Capital Expenditure upto 31st March 1958.

Name of the Work.	Total Capital Expenditure upto 31st March 1957.	Expenditure during 1957-58.	Total Capital Expenditure upto 31st March 1958.
	Rs. nP.	Rs. nP.	Rs. nP.
VII.—Street Cleansing, etc.—Works Completed—Brought over ...	2,80,073 06	...	2,80,073 06
VII.—Street Cleansing, etc.—Works in progress—Brought over ...	31,76,476 93	1,57,680 94	33,34,157 87
Laying 24" dia. sewer in Linking Road from junction South Avenue to Manhole No. 17	2,12,529 00	...	2,12,529 00
(a) Laying 24" dia. sewer in Linking Road from Manhole No. 17 to junction Juhu Road	1,50,170 32	...	1,50,170 32
(b) Laying 12"—9" sewer along North Avenue, Ghodbunder Road—Tank Road	1,06,132 43	...	1,06,132 43
Acquisition of land for construction of quarters for Conservancy Staff at Bhandup (52 tenements)	...	...	...
Construction of public conveniences in the suburbs	84,712 63	10,237 26	94,949 89
Providing and laying sewers in portions between South Avenue and Saraswati Road Santacruz— (a) 9" sewer in Main Avenue with 9" branch connections from East Avenue, Central Avenue and West Avenue	73,095 63	...	73,095 63
(b) 9" sewer in West Avenue, Croft Lane, Gujar Lane, St. Andrew's Road and Old Tank Road	57,622 95	...	57,622 95
(c) 9"—12" sewers in Station Road and Saraswati Road to join 24" dia. main sewer in Dadabhai Road	56,077 63	...	56,077 63
(d) 9" dia. sewer in St. Andrew's Road, Cottage Lane, Old Tank, Road Tank Road, Hasanabad Lane No. 1 joining main sewer in Saraswati Road, Station Road	40,896 45	...	40,896 45
Providing and laying main sewer in the proposed 100' Road in Juhu Colony, Dist. No. II between Versova Road and Ghodbunder Road ...	13,11,989 76	2,00,564 16	15,12553 92
Providing and laying sewers in 18th, 19th, 20th, 21st, 1st and 14th Roads at Khar	1 92 267 62	...	1,92,267 62
Providing and laying 30"—42" dia. Hume pipe swewers in Mahim Causeway 100—0" proposed promenade Dharavi Road and proposed 100—0" Road in Dharavi Scheme	1,73,489 81	3,999 95	1,77,489 76
Sewers in Khari Gaothan	2,56,649 00	...	2,56,649 00
Providing new Street connections in the Suburbs	67,917 44	35,432 41	1,03,349 85
Providing sewerage facilitieies and sewage Disposal Works at Ghatkopar	24,81,469 42	3,13,077 86	27,94,547 28
Sewer works in area (North of Saraswati Road Station Road) bounded by Dadabhai Road on the west and western Railway boundary on the East Santacruz	4,88,326 50	...	4,88,326 50
Khar Purification Works—Construction of an open storm water drain ...	19.626 12	...	19,626 12
Providing and laying sewers to drain the proposed tenements at Ghatkopar and Chembur to be constructed under the Subsidized Industrial Housing Scheme of the Government of India	5,41,328 19	7.513 15	5,48,841 34
Pumping Station and Purification Works for District No. II ...	10,11,964 19	1,05,649 17	11,17,613 36
Construction of quarters for Conservancy Staff at Kurla	1,51,785 56	4,735 50	1,56,521 06
Taking over Jay Bharat Sewage Pumping Station at Khar ...	12,240 69	...	12,240 69
Providing sewerage arrangements for Gazadar Scheme, Saraswati Colony and Adjacent area in Dist. No I at Santacruz	2,18,075 00	...	2,18,075 00
Laying 18" C. I. Rising Main from the proposed Kurla Pumping Station to Dharavi purification works	2,18,822 62	...	2,18,822 62
Treatment works at Ghatkopar	7,85,565 37	18,851 06	8,04,416 43
Branch Sewers in Chembur area	6,33,6,33 69	96,268 99	7,29,902 68
Laying 12" rising main from Jayabharat Pumping Station to Khar Purification Works	14,237 00	18,876 01	33,113 01
Acquisition of land at Bhandup for dumping Night Soil	2,415 00	...	2,415 00
Construction of quarters for Conservancy Staff at Versova including cost of acquisition	11,130 00	166 43	11,296 43
Construction of Garages for housing the vehicles of the Conservancy Branch, including acquisition of land	1,84,100 31	...	1,84,100 31
VII.—Street Cleansing etc.—Works in progress—Carried over ...	1,27,34,747 26	9,73,052 89	1,37,07,800 15
VII.—Street Cleansing etc.—Works completed—Carried over ...	2,80,073 06		2,80,073 06

APPENDIX No. 8—(Contd.)
Block Account showing details of Capital Expenditure upto 31st March 1958.

Name of the Work.	Total Capital Expenditure upto 31st March 1957.	Expenditure during 1957-58.	Total Capital Expenditure upto 31st March 1958.
	Rs. nP.	Rs. nP.	Rs. nP.
VII.—Street Cleansing, etc.—Works Completed—Brought over ...	2,80,073 06	...	2,80,073 06
VII.—Street Cleansing, etc.—Works in progress—Brought over ...	1,27,34,747 26	9,73,052 89	1,37,07,800 15
Construction of quarters for Conservancy Staff consisting of 68 tenements and Garage at Ghatkopar	...	...	...
Construction of Night Soil Depot at Ghatkopar Purification Works ...	...	...	...
Laying branch sewers in Vile Parle	...	3,60,604 39	3,60,604 39
Laying 18" dia. H. P. sewer along Dadabhoy Road from junction Juhu Road to the B. E. S & T. Undertaking Depot	71 69	1,03,439 52	1,03,511 21
Providing sewerage facilities in Pali Hill area, Bandra	72 19	53,606 18	53,678 37
Sewerage scheme for the Suburban areas included within the limits of Greater Bombay Dist II (Parle and Andheri), cost of office equipment ...	...	1,507 14	1,507 14
Supplemented works at Sewage Purification works Khar	...	...	...
Part cost of underground Drainage work at Kurla carried out through Government Agency out of a Loan Rs. 1,65,500 of the Pre-Kurla Municipality prior to merger (Provision for adjustment)	...	15,559 15	15,559 15
Repairs and renewal of cement concrete pavement and remodelling storm water Drainage arrangement at Santacruz Garage	... ...	...	...
Construction of a night soil depot at sewage disposal work at Khar ...	...	...	...
Remodelling the existing sewers and laying of new sewers in Kurla ...	...	...	...
Construction of a Pumping Station at Khar	...	32,971 05	32,971 05
Gas main from the Purification Works at Ghatkopar	...	...	...
Laying internal sewers in Juhu Housing Colony South of Irla Nalla ...	...	1,01,010 79	1,01,010 79
Laying sewers to drain the Kurla Kamagar Housing Colony at C.S. Track.	...	...	...
Laying sewers in Juhu Lane, Andheri	...	...	...
Laying sewers in Andheri (West) Area	...	...	...
Laying sewers in Gazdar Scheme, Santacruz	...	...	...
Providing sewerage facilities to the properties bearing Nos. 17 to 22 at Ghatkopar	...	...	...
Providing sewerage facilities for the area bounded by Ramji Asar Lane, Central Railway Line and Mahatma Gandhi Road	...	...	...
Night Soil Hoppers at Kurla	...	...	...
Proposed additions to the Municipal Garage of Santacruz for initiation of servicing Plant washing platform, etc.	...	...	...
Total.—Works in progress ...	1,27,34,891 14	16,41,751 11	1,43,76,642 25
Total, VII.—Street Cleansing, etc. ...	1,30,14,964 20	16,41,751. 11	1,46,56,715 31
VIII.—ROADS, S. W. DRAINS AND PUBLIC LIGHTING.			
Works completed up to 31st March 1957	17,13,039 79	...	17,13,039 79
Works in progress—			
Constructing and grouting Linking Road (Portion) in T P. Scheme, Bandra	1,71,179 06	...	1,71,179 06
Street improvement in different places-set-backs	2,08,974 90	20,794 68	2,29,769 58
Improving the S. W. Drains paved and unpaved in suburban area ...			
(d) Construction of drains in Suburbs	5,80,345 19	4,13,217 03	9,93,562 22
(e) Realiement of drain at Juhu	...	...	...
(f) Remodelling culverts in suburbs	...	...	...
Widening of Santa Cruz Juhu Road from junction of Dadabhoy Road to Juhu Tara Road junction	1,12,318 21	61,90 60	1,18,308 81
Cutting down the embankment of the Central Salsette Track East and West Kurla Railway Station and constructing Semigrouted asphalted Roads	253 62	92,783 31	93,036 93
Providing a subway at Andheri Railway Station	62,256 62	11 30	62,267 92
VIII. —Roads. S. W Dains, etc.—Works in Progress—Carried over ...	11,35,237 60	5,32,996 92	16,68,324 52
VIII —Roads S. W, Dsains, etc.—Works Completed—Carried over ...	17,13,039 79	...	17,13,039 79

APPENDIX No. 8—(Contd.)
Block Account showing details of Capital Expenditure upto 31st March 1957.

Name of the Work.	Total Capital Expenditure upto 31st March 1957.	Expenditure during 1957-58.	Total Capital Expenditure upto 31st March 1958.
	Rs. nP.	Rs. nP.	Rs. nP.
VIII:—Roads, S. W. Drains, etc.—Works Completed—Brought over ...	17,13,039 79	...	17,13,039 79
VIII:—Roads, S. W. Drains, etc.—Works in Progress—Brought over ...	11,35,327 60	5,32,996 92	16,68,324 52
Construction of Eastern Express High-Way in Greater Bombay Region	...	...	...
Widening of Sion Trombay Road	73,315 70	1,994 53	75,310 23
Extension of the Daudbag Road including side-drains so as to join Bharda wadi Road, Andheri	11,877 13	...	11,877 13
Construction of a road including side-drains in Kol-Dongri Village between salsette Track and Dadabhoy Road	...	...	...
Widening of Versova Road, Andheri including provision of side-drains in some portion	1,53,318 0	63,053 69	2,16,371 69
Construction of a road from Gujarati Mandal Road upto the Railway Culvert No. 31 and Subway below the culvert to the south of Railway Station at Vile Parle including cost of acquisition	...	10,767 84	10,767 84
Widening of Nehru Road, Santa Cruz	*39,444 26	18,549 70	57,993 96
Constructing the road between Chembur and Ghatla Village (West) including cost of acquisition	...	...	...
Construction of approach road to Mankhurd Railway Station off Sion Trombay Road including the access to the Mankhurd Village ...	5,799 69	26,356 19	32,155 88
Constructing Saki Vehar Road from the premises of Messrs. Larson and Toubro to Vehar Lake including provision of Cross Drains ...	1,01,419 0	30,115 83	131,534 83
Widening of Bridge at Kurla Andheri Road over Mithi River between Kurla and Saki Naka	1,54,621 37	...	1,54,621 37
Providing 2 additional openings each with 2 sluice gates on Guzdar Bund, Juhu	24,554 25	...	24,554 25
Construction of an approach road to Govandi Railway Station (including cost of acquisition)	10,160 69	4,068 94	14,229 63
Widening of (1) Bombay Agra Road and (2) Ghodbunder Road including provision of foot-paths	4,47,657 52	1,55,164 28	6,02,821 80
Providing new access road to Vile Parle (West) Gaothan including provision of sidedrains and cost of acquisition	5,783 62	...	5,783 62
Extension of subway at Andheri upto private passage opp. Dhiraj Pen Factory	9,601 44	Cr. 10,013 79	Cr. 412 35
Acquisition of lands for the construction of (1) Eastern and (2) Western Express Highways in Greater Bombay	...	...	...
Constructing and improving roads in Paranjpe 'B' Scheme at Vile Parle...	...	7,679 64	7,679 64
Widening of Ghatkopar Mahul Road between Chembur Naka and Ghatkopar cemetry including remodelling of existing culverts and providing cross drains	1,78,657 0	420 26	1,79,077 26
Widening Kurla Andheri Road between Bombay Agra Road & Railway level crossing at Andheri Station	1,87,429 81	7,529 68	1,94,959 49
Providing a road overbridge on Harbour Branch Railway Lines south of Kurla on the Eastern Express Highway	...	...	...
Improvement of Nalla from Ghodbunder Road to cremation ground at Andheri	48,909 50	130 83	49,040 33
Extension of C. S. Track upto Chakala Andheri including provision of side drains	25,148 62	523 23	25,671 85
Reconditioning of corridor Road running North South between Burmah Shell and Stanvac Refineries	11,263 0	9,940 15	21,203 15
Improvement of Mahatma Gandhi Road Ghatkopar, including provision of footpaths and side drains	...	...	...
Construction of a slab drain culvert along Nehru Road Santa Cruz near Vakola Bridge	40,031 56	7,119 46	47,151 02
Constructing new roads in Suburbs...	...	14,604 78	14,604 78
Construction of two bridges across Andheri Nalla (1) along Ceasar Road Extension at Ambivli, Andheri and (2) along the road leading to Desai Quarry at Ambivli	...	...	...
Improving Kalina Bridge	...	89 25	89 25
Construction of S. W. Dhapa Drain along East of B. A. Road between Kamani Engineering Works and junction with Kurla Andheri Road ...	...	...	...
Providing S. W. Drain along Dadabhai Road Versova	...	...	...
Taking over for maintenance the road from Caurdroom Military Camp at Santa Cruz to Kalina Village	...	16,645 65	16,645 65
Widening of Irla Bridge on Ghodbunder Road, Vile Parle	...	6,783 53	6,783 53
Works in progress Carrid over ...	26,64,319 76	9,04,520 59	35,68,840 35
Works completed carried over ...	17,13,039 79		17,13,039 79

* Figures changes as pointed out by M. C. A.

APPENDIX No. 8—(Contd.)
Block Account showing details of Capital Expenditure upto 31st March 1958.

Name of the Work.	Total Capital Expenditure upto 31st March 1957.	Expenditure during 1957-58.	Total Capital Expenditure upto 31st March 1958.
	Rs. nP.	Rs. nP.	Rs. nP.
Works completed Brought over ...	17,13,039 79	...	17,13,039 79
Works in progress Brought over ...	26,64,319 76	9,04,520 59	35,68,840 35
Construction of a foot over bridge at Vile Parle	...	...	...
Widening of Marol Maroshi Road from its junction with Kurla-Andheri Road upto the overbridge over Tulsi Pipe Line including cost of Acquisition	...	...	...
Cutting down the Hump over 48" Vehar main on B. A. Road and providing a level crossing for the trolley track	...	...	...
Widening of Koliwada Borla Road from Ghatkopar Mahul upto Panjrapole Road	...	...	...
Widening of Ghodbunder Road from B. E. S. T. Bus Depot, Santacruz upto Andheri Level Crossing	...	...	...
Widening of level crossing No. 21 South of Vile Parle Railway Station ...	...	...	...
Widening of approach Road between Bombay Agra Road to the premises of Automobiles Factory	...	...	...
Total—VIII—Roads, S,W, Drains etc. Works in Progress ...	26,64,319 76	9,04,520 19	35,68,840 35
Total—VIII Roads, S. W. Drains etc, ...	43,77,359 55	9,04,520 59	52,81,880 14
IX.—MECHANICAL.			
Works completed upto 31-3-1957	...	...	...
Works in progress—			
Extension to Santacruz Garage Acquisition of additional land and construction of compound, etc.	...	...	...
Construction of garage at Kurla and acquisition of land therefor ...	...	...	...
Acquisition of land for construction of a garage at Ghatkopar and for masonry work at of the garages	...	...	...
Total.—Works in progress ...	...	...	...
Total, IX.—Mechanical ...	...	...	...
X.—BUILDINGS, LAND ACQUISITION AND MANAGEMENT			
Works Completed upto 31-3-1957	...	...	...
Works in progress—			
equisition of two pieces of land with structures standing thereon in Greater Bombay	6,63,025 82	Cr. 2,19,827 00	4,43,198 82
Town Planning Scheme in suburbs ...	3,79,388 59	99,245 07	4,78,633 66
Acquisition of land at Vikhroli and Ghatkopar Scheme	4,34,706 31	6,21,572 00	10,56,278 31
Variation of T.P.S. No. IV Bandra ...	1,07,360 75	24 54	1,07,385 29
Variation of T. P. S. No. III Bandra	1,15,562 00	2,17,651 52	3,33,213 52
Total.—Works in progress ...	17,00,043 47	7,18,666 13	24,18,709 60
Total, X.—Buildings, etc. ...	17,00,043 47	7,18,666 13	24,18,709 60
XI—FIRE BRIGADE			
Works in progress—			
Construction of Fire Brigade Station at Andheri ...	2,73,528 21	2,19,827 00	4,93,355 21
Construction of Fire Brigade Station in M ward ...	...	50,000 00	50,000 00
Acquisition of land and construction of Fire Brigade Station at Vikhroli.	...	...	...
Total.—Works in progress ...	2,73,528 21	2,69,827 00	5,43,355 21
Total XI.—Fire Brigade ...	2,73,528 21	2,69,827 00	5,43,355 21

APPENDIX No. 8—(Concld.)

Block Account showing details of Capital Expenditure upto 31st March 1958.

Name of the Work.	Total Capital Expenditure upto 31st March 1957.	Expenditure during 1957-58.	Total Capital Expenditure upto 31-st March 1958.
	Rs.	Rs.	Rs.
XIII.—GARDENS AND OPEN SPACES			
Works completed upto 31-3-1957	14,778 67	...	14,778 67
Works in progress—			
Providing a public park on the open plot at Juhu Road, opposite the Police Station, Santacruz ...	28,273 56	...	28,273 56
Providing Electric Lights in the Garden at Rajwadi, Ghatkopar ...	...	...	...
Laying out the Plot No. 318-349 in S. S. Chembur known as Diamound Circle into a garden with Play apparatu ...	...	23,492 09	23,492 09
Providing public park at Chunabhatti ...	...	...	...
Proposed Garden at Gandhi Maiden Chembur ...	...	...	...
Open Air Theatre at Linking Road Playground at Bandra ...	...	...	
Total.—Works in progress ...	28,273 56	23,492 09	51,765 65
Total XIII.—Gardens and Open Spaces ...	43,052 23	23,492 09	66,544 32
XIV.—MARKETS AND SLAUGHTER HOUSES.			
Works completed upto 31st March 1956	42,222 73	...	42,222 73
Works in progress—			
Acquisition of Plots Nos. 42 B and 43 of T.P.S. III of Vile Parle for a market	...	...	...
Remodelling of the Khar Market ...	3,00,739 31	19,734 28	3,20,473 59
Centralization of Slaughter of Sheep and Goats, at Andheri Market ...	51 87	12,823 74	12,875 61
Acquisition of land and establishing markets thereon at Kurla	...	...	...
Total Works in progress ...	3,00,791 18	32,558 02	3,33,349 20
Total XIV.—Markets and Slaughter Houses ...	3,43,013 91	32,558 02	3,75,571 93
XV.—Village Amenities ...	10,63,559 78	3,31,068 15	13,94,627 93
PLANT AND MACHINERY			
PLANT AND MACHINERY TO BE PURCHASED OUT OF ADVANCES FROM LOAN FUND			
Completed Items—Plant and Machinery Purchased upto 31st March 1957	...	...	...
Works in progress			
II.—WATER WORKS			
Purchase of meters ...	1,71,745 06	Cr. 30,891 00	1,40,854 06
Purchase of one No Power driven cut out machine for C.I. Pipe upto 18"	6,050 94	Cr. 1,211 00	4,839 94
Purchase of one No. Sump Well Pump ...	836 75	Cr. 418 00	418 75
V.—PUBLIC HEALTH DEPARTMENT			
Purchase of Tiffa Trailor, Jeep etc, ...	10,054 82	Cr. 1,437 00	8,617 82
Purchase of 1 Tool Insecticide Fog Trailor	* 7,936 12	Cr. 1,135 00	6,801 12
VI.—MEDICAL RELIEF, ETC.			
Provision of a Mobile Dispensary at Ghatkopar	19,113 00	Cr. 4,723 00	14,390 00
VII.—STREET CLEANSING AND CONSERVANCY ETC			
5 Cesspool Emptiers with Diesel Engine ...			
Purchase of 6 Cesspool Emptiers with Diesel Engine ...	* 4,03,013 69	Cr. 1,00,754 00	3,02,259 69
Purchase of 2 scammell three wheeler vehicles for the removal of night soil	9,891 25	Cr. 3,297 00	6,594 25
Purchase of 1 Street Watering Lorry	22,021 31	Cr. 2,162 88	19,858 43
Purchase of 11 Cesspool Emptiers (Scamell) for removal of cesspool water	* 1,73,090 33	Cr. 86,545 00	86,545 33
Purchase of 54 Trailors for removal of night soil	48,933 00	Cr. 24,467 00	24,466 00
Purchase of 13 Pick ups for towing of night soil Trailors ...	48,439 19	Cr. 24,220 00	24,219 19
Purchase of 7 Lorries for removal of refuse	67,663 12	Cr. 33,831 00	33,832 12
Works in Progress—Carried over ...	9,88,788 58	Cr. 3,15,091 88	6,73,696 70
Completed Items—Carried over ...	...	...	...

* Figures changed as pointed out by M.C.A.

APPENDIX No. 8—(Concld.)
Block Account showing details of Capital Expenditure upto 31st March 1958.

Name of the work	Total Capital Expenditure upto 31st March 1957.	Expenditure during 1957-58.	Total Capital Expenditure upto 31st March 1958.
	Rs. nP.	Rs. nP.	Rs. nP.
Completed Items—Brought over ...	...	...	...
Works in Progress—Brought over ...	9,88,788 58	3,15,091 88	6,73,696 70
VIII.—ROADS S.W. DRAINS AND PUBLIC LIGHTING			
Purchase of 2 Ferry Boats	21,141 00	Cr. 2,349 00	18,792 00
Plant and Machinery taken over from City	...	...	...
Purchase of one 6-8 tons Road Roller ...	28,534 75	Cr. 2,378 00	26,156 75
Purchase of 4 Verticle type Portable tar Boilers of 60 gallons Capacity each	*2,069 13	Cr. 345 00	1,724 13
Purchase of 2 Motor Trucks for removal of materials ...	13,823 12	Cr. 6,912 00	6,911 12
XI.—FIRE BRIGADE			
Purchase of new foam and C.O. 2 Crash Tender carrying special equipment for air crashes and oil fires ...	93,748 56	Cr 11,719 00	82,029 56
Purchase of one Jeep for Fire Brigade Department ...	8,674 87	Cr. 2,891 00	5,783 87
Wireless communication	...	...	...
400/500 Gallons motor pump with extension ladder (35 ft. Ajax type) ...	42,000 00	Cr. 5,250 00	36,750 00
Purchase of 1 Motor Ambulance for Andheri Fire Station ...	10,511 69	Cr. 3,504 00	7,007 69
Total Plant and Machniery ...	12,09,291 70	Cr 3,50,439 88	8,58,851 82
Discount and other charges on Loans—			
Discount and other charges on the loan of Rs. 20 lakhs in 1950-51 ...	1,00,596 25	...	1,00,596 25
Discount and other charges on the loan of Rs. 25 lakhs in 1951-52 ...	55,477 81	...	55,477 81
Discount and other charges on the loan of Rs. 25 lakhs in 1952-53 ...	1,01,538 62	...	1,01,538 62
Discount and other charges on the loan of Rs. 20 lakhs in 1953-54 ...	45,000 00	...	45,000 00
Discount and other charges on the loan of Rs. 55 lakhs in 1954-55 ...	96,250 00	...	96,250 00
Discount and other charges on the loan of 50 lakhs in 1955-56 ...	1,09,677 19	...	1,09,677 19
Discount and other charges on the loan of 42 lakhs in 1956-57 ..	63,000 00	...	63,000 00
Disconnt and other charges on the loan of 60 lakhs in 1957-58 ...	...	1,41,450 55	1,41,450 55
Total—Discount and other charges ...	5,71,539 87	1,41,450 55	7,12,990 42
TRUST FUND.			
Works completed up to 31st March 1957— ...	2,55,215 69	30,000 00	2,85,215 69
Total—Trust Fund ...	2,55,215 69	30,000 00	2,85,215 69

* Figures changed as per M.C.A.

G. V. DAMLE,
Chief Accountant.

V. L. GIDWANI,
Municipal Commissioner.

Appendix No. 9

Statement Showing (1) the total amount of Municipal Loans raised (2) the expenditure incurred thereagainst and (3) the invested balances of the Loans on 31st March 1958.

	Amount available for expenditure.	I.—General Supervision, Collection of Revenue etc.	II.—Water Works.	III.—Education —Primary.	IV.—Education —Secondary.	V—Public Realth Department	VI.—Medical Relief and Education.	VII.—Street Cleansing and Conservancy etc.	VIII.—Roads, S. W. Drains and Public Lighting.	X.—Buildings, Land Acquisition, and Management	XI.—Fire Brigade.	XIII—Gardens and Open Spaces.	XIV.—Markets and Slaughter House	XV—Village Amenities	Advances for purchase of Plant and Machinery	Discount and other charges.	Total amount expended on works upto 31-3-1958.	Balance unexpended on 31st March 1958.
(1)	(2)	(3)	(4)	(5)	(6)	(7)	(8)	(9)	(10)	(11)	(12)	(13)	(14)	(15)	(16)	(17)	(18)	(19)
	Rs.	Rs.	Rs.	Rs.	Rs.	Rs.	Rs.	Rs.	Rs.	Rs.	Rs.	Rs.	Rs.	Rs	Rs.	Rs.	Rs.	Rs.
Total of different Municipal Loans raised (as per Annual Account for 1956-57)	2,64,66,983.48																	
Amount of Loan raised from Public in 1957-58 ...	60,00,000.00																	
Amount of Contribution received from Government as per Annual Accounts for 1956-57 ...	22,92,044.19																	
—Do.— 1957-58 ...	9,00,000.00																	
Contribution from Budget 'A' ...	3,00,000.00																	
	3,59,59,027.67	3,26,164.70	65,74,127.69	1,15,910 24	5,861.30	...	6,68,351.31	1,46,57,493.11	52,81,880.14	24,18,709.60	5,43,355.21	66,544.32	3,75,571.94	13,94,627.93	8,58,851.82	7,12,990.42	3,39'99,661.93	19,59,365.74

G. V. DAMLE,
Chief Accountant.

V. L. GIDWANI,
Municipal Commissioner.

APPENDIX No. 10

Sinking Fund

Statement showing the Actual Investments on account of the Sinking Fund of different Municipal Suburbs Loans upto 31st March 1958, compared with the amounts which should have accumulated upto that date on the basis of the Fixed Instalments and the sums set aside as Sinking Fund as on 31st Match 1958.

Name of Loan.	Amount raised.	When raised.	When repayable.	Amount of Annual Sinking Fund Instalment.	Date when Sinking Fund commenced.	Amount of Sinking Fund which should have accumulated upto 31st March 1958 at compound interest.
(3% basis)	Rs.			Rs.		Rs. nP.
For Underground drainage Scheme, Kurla ...	1,65,500	15-1-1937	15-1-1967	3476	1-3-1938	99,934 00
4½% for laying underground drain in Bandra and Khar areas ...	4,00,000	15-8-1935	15-11-1965	8,408	15-8-1936	2,61,547 00
4% Loan Do. Do. ...	3,00,000	20-3-1939	15-11-1965	7,782	20-3-1940	1,95,630 00
4% Municipal Suburbs Loans —	2,22,000	30-3-1940		6,089	30-3-1941	1,42,585 00
For construction of quarters for Conservancy Staff, Bandra. ...	48,000	July 1939	15-7-1969	1,008	1-3-1941	23,668 00
For repayment to Government of the cost of the Khar Water Supply Scheme (Bandra) ...	1,00,000	4-3-1942	15-7-1972	2,102	1-3-1943	42,469 00
3½% Rs. 20 lakhs Bombay Municipal Suburbs Loan of 1950-51 for financing Capital Works such as Water Works etc. ...	20,00,000	1-3-1951	1-3-1966	1,07,534	1-3-1952	8,26,028 00
3½% Rs. 25 lakhs Bombay Municipal Suburbs Loan of 1951-52 for financing Capital Work such as Water Works etc. ... (3½% basis)	25,00,000	3-10-1951	3-10-1966	1,34,418	3-10-1952	8,82,367 00
4% Rs. 25 lakhs Bombay Municipal Suburbs Loan of 1952-53 for financing capital works such as water works etc. ...	25,00,000	1-9-1952	1-9-1964	1,68,781	1-9-1953	9,29,514 00
4% Rs. 20 Lakhs Bombay Municipal Suburbs Loan 1953-54 for financing Capital Works such as waterworks etc. ...	20,00,000	1-9-1953	1-9-1963	** 68,924	1-9-1954	2,97,975 00
4% Rs. 55 Lakhs Bombay Municipal Suburbs Loan 1954-55 for financing Capital Works such as Waterworks etc, ... (3½% basis)	55,00,000	16-10-1954	1-9-1964	**1,89,542	16-10-1955	6,03,125 00
4% Rs. 50 Lakhs Bombay Municipal Suburbs Loan 1955-56 for financing Capital Works such as Water works etc, ...	50,00,000	15-9-1955	15-9-1967	**1,76,806	15-9-1956	3,66,622 00
4% Rs. 42 Lakhs Bombay Municipal Suburbs Loan 1956-57 for financing Capital Works such as Water works etc. ...	42,00,000	15-10-1956	15-10-1968	**1,48,517	15-10-1957	1,50,900 00
Total ...						48,22,364 00

** Annual Sinking Fund instalment on 20 year's basis.

	Amount actually invested upto 31st March 1958.				Amount of Interest accrued upto 31st March 1958, to be collected and invested in 1958-59.	Total of Columns 5 and 6
	Amount of Sinking Fund invested upto 31st March 1957.	Sinking Fund Instalments paid in 1957-58.	Interest, etc., accumulations invested in 1957-58.	Total.		
(1)	(2)	(3)	(4)	(5)	(6)	(7)
	Rs. nP.	Rs. nP.	Rs. nP.	Rs. nP.	Rs. nP.	Rs. nP.
Sinking Funds ...	†37,30,978 50	10,23,387 00	1,58,544 23	49,12,909 73		
Deduct : with drawan for repayment of Loans.	...	...	...	30,000 00		
Total Sinking Funds ...				48,82,909 73		
In Public Securities as detailed in Appendix No. 16-A ...				48,82,816 28		
In Cash with the State, Bank of India, Dadar ...				93 45		
Total ...				48,82,909 73	27,654 73	49,10,564 46

* The Market Value of the securities on 31st March 1958 is Rs. 49,59,755-35 as shown in Appendix No. 16A and after adding the cash balance of Rs. 93-45 and the interest accrued on the securities upto 31st March 1958 amounting to Rs. 27,654-73 the total amount of Sinking Fund is Rs. 49,87,503-53.

† The figure as per actual conversion of paper & cash into new coinage.

G. V. DAMLE,
Chief Accountant.

V. L. GIDWANI,
Municipal Commissioner.

APPENDIX

Statement showing Outstanding Loans due by the Municipality (Suburban Area), the Interest paid by the State Bank of India and in office during the year and the balance

Serial No.	Particulars of Loans.	Rate of Interest.	Balance due on 1-4-1957.		Amount raised in 1957-58.		Total.	
(1)	(2)	(3)	(4)		(5)		(6)	
	Loans raised from Government.	Rs.	Rs.	nP.	Rs.	nP.	Rs.	nP.
1	Loan for laying pipe line for Oil Refineries at Trombay, 1st Instalment, Rs. 15 lakhs	4 %	12,45,128	50	...		12,45,128	50
	Loans raised from the Public.							
1	Loan for laying underground Drain in Bandra and Khar Area (Bandra).	4½%	4,00,000	00	...		9,22,000	00@
		4 %	3,00,000	00				
			2,22,000	00				
2	Loan for construction of quarters for Conservancy Staff (Bandra)	4 %	48,000	00	...		48,000	00@
3	Loan for repayment to Government of the cost of the Khar Water Supply Scheme (Bandra)...	4 %	1,00,000	00	...		1,00,000	00@
4	Loan for construction of the Office Building and Vegetable Market, Ghatkopar	4½%	30,000	00	...		30,000	00@
5	Loan for underground drainage scheme (Kurla) ...	4½%	1,65,500	00	...		1,65,500	00@
6	Rs. 20 lakhs Bombay Municipal Suburbs Loan of 1950-51 for financing Capital Works such as Water Works, Roads, etc., pertaining to Budget 'D' ...	3¾%	20,00,000	00	...		20,00,000	00@
7	Rs. 25 lakhs Bombay Municipal Suburbs Loan of 1951-52 for financing Capital Works such as Water Works, Roads, etc. ,pertaining to Budget 'D' ...	3¾%	25,00,000	00	...		25,00,000	00@
8	Rs. 25 lakhs Bombay Municipal Suburbs Loan of 1952-53 for financing Capital Works such as Water Works, Roads, etc pertaining to Budget 'D'. ...	4 %	25,00,000	00	...		25,00,000	00@
9	Rs. 20 lakhs Bombay Municipal Suburbs Loan of 1953-54 for financing capital Works such as Water Works, Roads, etc. partaining to Budget 'D' ...	4 %	20,00,000	00	...		20,00,000	00@
10	Rs. 55 Lakhs Bombay Municipal Suburbs Loan of 1954-55 for financing Capital Works such as Water Works, Roads, etc., partaining to Budget 'D' ..	4 %	55,00,000	00	...		55,00,000	00@
11	Rs. 50 Lakhs Bombay Municipal Suburbs Loan of 1955-56 for financing Capital Works Such as Water Works, Roads, etc., partaining to Budget 'D' ...	4 %	50,00,000	00	...		50,00,000	00@
12	Rs. 42 lakhs Bombay Municipal suburbs Loan of 1956-57 for financing Capital Works such as Water Works, Roads etc. partaining to Budget 'D'..	4 %	42,00,000	00	...		42,00,000	00@
13	Rs. 60 lakhs Bombay Municip l suburbs Loan of 1957-58 for fanacing Capital expenditure such as Water Works, Roads etc., pertaining to Budget 'D'	4¼%	...		60,00,000	00	60,00,000	00
	Total ...		2,62,10,628	50	60,00,000	00	3,22,10,628	50

@ As under the terms of these loans the bonds cannot be repaid to the holders before the dates stipulated in the debentures

G. V. DAMLE,
Chief Accountant.

No. 11

Outstanding on 1st April 1957 on the different Loans, the amount payable for the year 1957-58, the amount outstanding on 31st March 1958.

Amount repaid in 1957-58.		Balance due on 31-3-1958.		Interest outstanding on 1-4-1957.		Interest payable in 1957-58.		Total Interest due.		*Deduct*—Interest paid.		Outstanding Balance on 31-3-1958.	
(7)		(8)		(9)		(10)		(11)		(12)		(13)	
Rs.	nP.	Rs.	nP.	Rs.	nP.	Rs.	nP.	Rs.	nP.	Rs.	nP.	Rs.	nP.
1,35,131	88	11,09,996	62	553	37	49,745	08	50,298	45	49,805	12	493	33
...		9,22,000	00	1,033	50	38,880	00	39,913	50	39,288	75	624	75
...		48,000	00	...		1,920	00	1,920	00	1,920	00	...	
...		1,00,000	00	...		4,000	00	4,000	00	4,000	00	...	
30,000	00	...		315	00	675	00	990	00	990	00	...	
...		1,65,500	00	3,845	25	7,447	50	11,292	75	8,874	00	2,418	75
...		20,00,000	00	8,724	37	65,000	00	73,724	37	73,318	12	406	25
...		25,00,000	00	...		93,750	00	93,750	00	93,750	00	...	
...		25,00,000	00	13,055	50	1,00,000	00	1,13,055	50	1,02,215	50	10,840	00
...		20,00,000	00	...		80,000	00	80,000	00	80,000	00	...	
...		55,00,000	00	...		2,20,000	00	2,20,000	00	2,20,000	00	...	
		50,00,000	00	6,973	75	2,00,000	00	2,06,973	75	2,04,593	75	2,380	00
...		42,00,000	00	...		1,68,000	00	1,68,000	00	1,68,000	00	...	
...		60,00,000	00	...		...		...		...		...	
1,65,131	88	3,20,45,496	62	34,500	74	10,29,417	58	10,63,918	32	10,46,755	24	17,163	08

the Sinking Fund has been invested as shown in detail in Appendix No. 10.

V. L. GIDWANI.
Municipal Commissioner.

APPENDIX No. 12

Statement of Advance for 1957-58.

Name of Account.	Opening Balance on 1st April 1957	Debits during 1957-58.	Total.	Credits during 1957-58.	Closing Balance on 31st March 1958.
	Rs.	Rs.	Rs.	Rs.	Rs.
Departmental Works ...					
Water Works ...	68,787	17,067	85,854	17,971	67,883
Roads Buildings and Drainage ...	7,57,136	7,02,871	14,60,007	2,63,245	11,96,762
Total ...	8,25,923	7,19,938	15,45,861	2,81,216	12,64,645
Private Works ...					
Water Works ...	17,829	10,724	28,553	1,731	26,822
Roads Buildings and Drainage ...	1,65,270	42,117	2,07,387	33,459	1,73,928
Total ...	1 83,099	52,841	2,35,940	35,190	2,00,750
Municipal Officers—					
Dishonoured Cheques	..	1,15,111	1,15,111	1,15,111	...
Standing Advances for Contingent Expenses	14,152	1,100	15,252	...	15,252
Motor Cars and Motor Cycles to Officers ...	27,646	12,580	40,226	12,055	28,171
Cycle Advances to Subordinates	190	...	190	190	...
Total ...	41,988	1,28,791	1,70,779	1,27,356	43,423
Advances—Sundries and Miscellaneous	5,20,928	6,40,930	11,61,858	1,87,924	9,73,934
Municipal contractors	203	...	203	...	203
Advances Sundries cost of revision of grades of Suburban Staff	1,548	83	1,611	...	1,611
Demolition of Shed	2,306	1,548	3,854	455	3,399
Advances for Improvement of private streets ...	1,27,578	25,876	1,53,454	3,027	1,50,427
Purchase of Petrol and Diesel oil ...	13,596	53,360	66,956	51,181	15,775
Town Planning Schemes in Suburbs	...	...	...	...	...
Total ...	6,66,159	7,21,777	13,87,936	2,42,587	11,45,349
Grand Total ...	17,17,169	16,23,347	33,40,516	6,86,349	26,54,167

G. V. DAMLE,
Chief Accountant.

V. L. GIDWANI,
Municipal Commissioner.

APPENDIX No. 13

Statement of Deposit Account for 1957-58

Name of Account.	Opening Balance on 1st April, 1957.	Credits during 1957-58.	Total.	Debits during 1957-58.	Closing Balance on 31st March 1958.
	Rs.	Rs.	Rs.	Rs.	Rs.
A.—Cash Deposits from Contractors, etc.—					
(1) From Contractors	6,05,076	1,59,857	7,64,933	2,83,917	4,81,016
(2) From Tenderers	1,98,177	2,56,290	4,54,467	2,55,297	1,99,170
B.—Cash Deposits from Private Parties received through Departmental Officers—					
(1) Assistant Engineer, 1st Grade	9,00,065	68,340	9,68,405	1,71,739	7,96,666
(2) Assistant Engineer, Water Works	4,17,394	1,41,688	5,59,082	62,336	4,96,746
(3) Deputy Assessor and Collector	7,14,640	24,33,898	31,48,538	25,00,545	6,47,993
(4) Assistant Health Officer	23,609	22,098	45,707	1,177	44,530
(5) Assistant Superintendent of Licenses	2,78,113	1,51,627	4,29,740	48,094	3,81,646
(6) Assistant Superintendent of Markets	66,898	13,443	80,341	14,104	66,237
(7) Assistant Head Supervisor ...	9,484	8,733	18,217	10,487	7,730
(8) Assistant Municipal Commissioner ...	11,006	771	11,777	962	10,815
(9) A.E.N. Ward—	59,510	20,173	79,683	16,454	63,229
(10) A.E.T.P. Schemes	5,16,183	1,43,837	6,60,020	2,601	6,57,419
(11) Insecticide Officer ...	5,490	7,081	12,571	2,324	10,247
(12) C. L.	2,532	920	3,452	842	2,610
(13) C. O. Fire Brigade	600	880	1,480	900	580
C.—Other Cash Deposits	11,73,007	26,17,913	37,90,920	14,86,283	23,04,637
D.—Cash Deposits from Lessees	...	...	...	...	...
E.—Paper Deposits kept in Office—					
(1) From Contractors, etc.	3,700	1,76,500	1,80,200	1,37,300	42,900
(2) From Tenderers	...	30,000	30,000	2,800	27,200
(3) Investment of Municipal Fund	...	...	...	...	...
(4) Securities held under objection	...	25,000	25,000	...	25,000
F.—Paper Deposits from Municipal Employees and Contractors lodged with the Imperial Bank of India	5,74,150	1,34,700	7,08,850	2,46,600	4,62,250
G.—Paper Deposits from Lessees etc., lodged with the Imperial Bank of India & Reserve Bank	...	...	...	...	...
H—Sales Tax	110	448	558	477	81
I.—Cash deposit from retired Municipal employees opting for Pension	2,08,066	...	2,08,066	...	2,08,066
Total ...	57,67,810	64,14,197	1,21,82,007	52,45,239	69,36,768

G. V. DAMLE,
Chief Accountant.

V. L. GIDWANI,
Municipal Commissioner.

APPENDIX No. 14

Statement showing Interest accrued but not paid in respect of the following Municipal Loans credited to Suspense Account pending adjustment in their respective years of repayment, outstanding on 31st March 1958.

Year of Adjustment.	Particulars of Loans.	Amount of Interest accrued but not paid outstanding.		Date of Maturity of the Loan.
		Rs.	nP.	
1951-52 ...	3¼% Rupees 20 Lakhs Loan (1950-51) ...	5,416	69	1st March 1966.
1952-53 ...	3¾% Rupees 25 Lakhs Loan (1951-52) ...	46,354	19	3rd October 1966.
1953-54 ...	4½% Bandra Municipal Loan Rs. 4 Lakhs out of Rs. 9.22 Lakhs (1935).	6,750	00	15th November 1965.
Do ...	4% Bandra Municipal Loan Rs. 3 Lakhs out of Rs. 9.22 Lakhs (1939).	4,500	00	Do.
Do. ...	4% Bandra Municipal Loan Rs. 2.22 Lakhs out of Rs. 9.22 Lakhs (1940).	3,330	00	Do.
Do. ...	4% Rs. 48,000 Loan Bandra Municipl Loan (1941)	400	00	15th July 1969.
Do. ...	4% Rs. 1 Lakh Loan—Bandra Municipal Loan (1942).	833	31	15th July 1972.
Do. ...	4½% Rs. 1,65,500 Loan—Kurla Municipal Loan (1937).	1,551	56	15th January 1967.
Do. ...	4% Rs. 25 Lakhs Loan (1952-53)	8,333	31	1st September 1964.
1954-55 ...	4% Rs. 20 Lakhs Loan (1953-54)	6,666	69	1st September 1963.
1955-56 ...	4% Rs. 55 Lakhs Loan (1954-55)	18,333	33	1st September 1964.
1956-57 ...	4% Rs. 50 Lakhs Loan (1955-56)	8,333	34	15th September 1967.
1957-58 ...	4% Rs. 42 Lakhs Loan (1956-57).	77,000	00	15th October 1968.
	Total ...	1,87,802	42	

G. V. DAMLE,
Chief Accountant.

V. L. GIDWANI,
Municipal Commissioner.

APPENDIX No. 15

Statement showing the Amounts of the Receipts and Expenditure respectively credited and debited to the Municipal Fund during the year 1957-58 and the Balance at the credit of the Fund at the close of the year 1957-58 (i.e., 31st March 1958).

	Details.		Total.	
	Rs.	nP.	Rs.	nP.
RECEIPTS—A.—REVENUE ACCOUNT.				
1.—General Tax, Indirect Taxation and Miscellaneous Revenue—				
A.—General Tax ...	68,19,628	58		
B.—Grants-in-aid in respect of fines for offences against the law ...	32,975	12		
C.—Interest and profit on Investment of Surplus Loans and other balances ...	6,26,289	65		
D.—Miscellaneous ...	50,832	41	75,29,725	76
2. Water Works—Water Tax and other Miscellaneous Water Works Revenue ...	...		54,35,258	21
3. Education—Primary ...	...		...	
4. Education—Secondary ...	...		2,698	43
5. Public Health Department ...	...		15,060	15
6. Medical Relief and Education ...	...		17,111	86
7.—Street Cleansing and Conservancy, Road Watering and Halalkhore Service—				
A.—Halalkhore Tax ...	8,90,480	20		
B.—Miscellaneous ...	47,791	10		
C.—Veterinary Department ...	2,650	98	9,40,922	28
8. Roads, Drains and Public Lighting				
A.—Wheel Tax and Government Contribution in lieu of Tolls	4,58,961	80		
B.—Ground Rent ...	4,060	50		
C.—Miscellaneous ...	80,370	98		
D.—Ferry Receipts ...	18,819	63	5,62,212	91
9. Mechanical ...	..		748	24
10. Buildings, Land Acquisition and Management—				
A.—Sale Proceeds of Surplus Land ...	21,273	83		
B.—Rent of Buildings ...	14,213	73		
C.—Ground Rent ...	2,865	82		
D.—Miscellaneous ...	38,299	84		
E.—Rent of Municipal Land at Khar etc. ...	...		76,653	22
11. Fire Brigade—				
A.—Fire Tax ...	3,02,082	52		
B.—Other Receipts ...	1,635	01	3,03,717	53
12. Licensing, Removal of Encroachments on Public Streets and Administration of Shops and Establishment Act, 1948 and Theatre Tax—				
A.—Licences for Dangerous and Offensive Trades ...	2,65,532	11		
B.—Removal of Encroachments on Public Streets, Licences for squatters and Hawkers and fees for removal of encroachments ...	59,687	50		
C.—Grants-in-aid from Government for the Administration of Shops and Establishment Act, 1948 ...	1,835	47		
D.—Miscellaneous ...	29,083	99		
E.—Receipts from Theatre Tax ...	99,723	21		
F.—Parking fees ...	...		4,55,862	28
13. Gardens and Open Spaces ...	...		55	18
14. Markets and Slaughter Houses ...	...		5,87,051	60
15. Contribution from Capital Funds to Revenue on account of Loan Works Staff ...	...		2,71,406	94
16. Rebate from Government on account of Collection of the Urban Immoveable Property Tax in the Suburbs ...	...		39,612	79
17. Grants-in-aid from Government ...	...		20,05,918	13
18. Share from Budget 'A' for Town Duties under Section 123(B)2	...		17,60,440	00
Total—Revenue Receipts ...	...		2,00,04,455	51

APPENDIX NO. 15—(*Contd.*)

	Details.		Total.	
	Rs.	nP.	Rs.	nP.
RECEIPTS—B.—CAPITAL ACCOUNT.				
Capital Receipts—				
Debt Principal ...	Dr. 1,65,131	88		
New Loan 1957-58 ...	60,00,000	00		
Trust Funds ...	...			
Contribution from Govt. equal to ⅓rd of the Exp. etc. ...	9,00,000	00		
Contribution from Hospital Fund of Budget 'A' ...	...			
			67,34,868	12
Total—Capital Account Receipts ...				
RECEIPTS—C.—SUSPENSE ACCOUNT.				
I.—Sinking and Special Fund Accounts—				
Sinking and Special Fund Accounts ...	15,73,365	52		
Loan Redemption Fund ...	1,65,131	88		
			17,38,497	40
II.—Paper and Cash Accounts—				
(1) Sinking Funds ...	1,27,479	83		
(2) Special Funds ...	2,394	32		
(3) Surplus Funds ...	13,85,441	72		
(4) Loan Funds ...	1,067	91		
State Bank of India and Other Local Banks on account of Sundry Deposits ...	2,60,66,059	30		
			2,75,82,443	08
III.—Suspense Accounts—				
Deposit Account ...	64,14,198	30		
Advances for demolition of unauthorised structures and for removal of unsafe buildings in the suburbs ...	454	72		
Advances for improvement of Private streets ...	3,027	40		
Advances for purchase of Petrol ...	51,180	45		
Advances for Departmental Works ...	2,81,215	88		
Advances for Private Works ...	35,190	42		
T. P. Schemes ...	...			
Advances Sundries Miscellaneous Advances ...	1,87,892	14		
Advances cost of Revision of Grades ...	0	01		
Advances Municipal Contractors ...	...			
Advances & Suspense Account Sundries, Misc.,— ...				
Advances loss or gain due to conversion to Decimal coinage	32	39		
Advances—Municipal Officers—				
(*a*) Dishonoured Cheques ...	1,15,111	42		
(*b*) Standing Advances for Contingent Expenses ...	...			
(*c*) Motor Cars and Motor Cycles to Officers ...	12,055	46		
(*d*) Cycle advances to Subordinates ...	190	00		
Provident Fund Recoveries (Suburbs) ...	10,80,382	43		
Interest Receivable A/c ...	...			
Greater Bombay Suburbs Municipal Corporation Loan Interest Warrants Payable Account ...	3,15,807	37		
Interest accrued but not paid ...	77,000	00		
Cash Bills Outstanding Account ...	16,918	53		
Cheques Payable ...	4,41,59,828	94		
Plant and Machinery to be purchased out of S. C. B. ...	1,24,043	18		
Wages Deposit A/c ...	6,70,582	37		
Advances out of Surplus Cash Balance for financing the expenditure on Capital Works Loan Funds ...	20,96,094	51		
			5,56,41,205	92
Total,—Suspense Account Receipts—I, II, III. ...			8,49,62,146	40
EXPENDITURE—A.—REVENUE ACCOUNT.				
I.—General Supervision, Collection of Revenue, etc.—				
A.—General Superintendence—				
(*a*) Corporation & Standing Committee ...	...			
(*b*) Chief Auditor's Establishment ...	30,473	77		
(*c*) Municipal Commissioner's Office ...	28,385	07		
(*d*) Audit and Accounts ...	1,55,466	41		
(*e*) Public Relations Department ...	26,643	84		
Ward Officer's Establishment ...	...			
Liaison Officer's Establishment ...	...			
B.—Collection of Revenue—(*a*) Property and Wheel Tax Establishment ...	4,61,229	15		
C.—Upkeep of Municipal Central and Ward Offices ...	30,203	31		
D.—Miscellaneous Charges ...	16,479	73		
E.—Election expenses ...	1,01,866	16		
F.—New Works ...	7,565	81		
G.—Debt Charges ...	26,643	59		
			8,84,956	84
Carried forward ...			8,84,956	84

APPENDIX No. 15—(*Contd.*)

	Details. Rs.	nP.	Total. Rs.	nP.
Brought over ...			8,84,956	84
EXPENDITURE—A.—REVENUE ACCOUNT—(*Contd.*)				
II.—Water Works—				
A.—Maintenance ...	33,84,987	35		
B.—New Works ...	4,829	04		
C.—Debt Charges ...	5,19,770	92		
D.—Provident Fund Pensions Gratuities etc. ...	34,116	95		
E.—Dearness Allowance ...	1,69,139	40		
			41,12,843	66
III.—Education—Primary ...	...			
IV.—Education—Secondary ...	6,703	28	6,703	28
V.—Public Health Department—				
A.—General Superintendence ...	6,57,574	77		
B.—Supply of Milk to undernourished needy children attending Municipal Schools. ...	2,33,501	90		
C.—Debt Charges ...	2,912	19		
D.—New Works ...	1,333	66		
E.—Census ...	...			
			8,95,322	52
VI.—Medical Relief and Education—				
A.—Hospitals and Maternity Homes—				
(*a*) Hospitals ...				
(*i*) K. B. Bhabha Hospital, and Sir C. J. R. Dispensary Bandra ...	1,82,149	62		
(*ii*) K. B. Bhabha Hospital, Kurla ...	1,09,148	72		
(*iii*) Medico Social Unit Health Centre ...	2,388	80		
(*b*) Maternity Homes ...	85,584	83		
B.—Dispensaries—				
(*a*) Dispensry, for out patients Allopathic Dispensary at Chembur ...	1,36,216	46		
(*b*) MunicipalMobile Dispensary at Rajawadi Ghatkoper	15,798	57		
(*c*) Mobile Hospital (Dispensary) ...	48,000	00		
C.—Medical and Nursing Assistance to poor people in their houses ...	...			
D.—Family Planning Clinics ...	1,112	89		
E.—Clinics for treatment of leprosy cases ...	...			
F.—New Works ...	3,09,583	49		
G.—Debt Charges ...	44,606	49		
			9,34,589	87
VII.—Street Cleansing and Conservancy, Road Watering and Halalkhore Service—				
A.—Street Cleansing and Conservancy ...	1,06,771	04		
B.—Collection Loading removal and disposal of T. R. etc. ...	8,79,998	29		
C.—Road Watering ...	3,124	65		
D.—Halalkhore Service ...	13,65,772	27		
E.—New Sewers ...	85,789	09		
F.—New Works ...	1,30,755	27		
G.—Depreciation on Plant and Machinery ...	...			
H.—Debt Charges ...	11,22,749	63		
			36,94,960	24
VIII.—Roads, S.W. Drains and Public lighting				
A.—General ...	1,05,359	27		
B.—Maintenance of Roads ...	14,81,584	92		
C.—Public Lighting ...	5,97,145	04		
D.—Maintenance of S. W. Drains ...	47,380	53		
E.—Upkeep of Ferry Boats ...	14,231	34		
F.—Depreciation of Plant and Machinery ...	11,789	25		
G.—New Works ...	2,67,891	70		
H.—Debt Charges ...	3,48,521	64		
			28,73,903	69
IX.—Mechanical— ...	2,358	74	2,358	74
X.—Buildings, Land Acquisition and Management—				
A.—Asstt. Engineer (Subs)'s Office Establishment ...	71,078	22		
B.—Inspection and Supervision of Private Buildings ...	1,17,833	88		
C.—Inspection and supervision of factories, workshops and workplaces. ...	15,714	19		
D.—New Works ...	4,969	21		
E.—Debt Charges ...	1,38,521	78	3,48,117	28
XI.—Fire Brigade—				
A.—Maintenance ...	83,190	93		
B.—New Works ...	588	00		
C.—Debt Charges ...	43,503	00		
			1,27,281	93
XII—Licensing and Removal of Encroachment on Public Streets Administration of Shops and Establishment Act, 1948 Administration of Theatre Tax and Parking Grounds—				
A.—Licensing Establishment ...	66,922	92		
B.—Removal of Encroachments on Public Streets ...	22,494	33		
C.—Administration of Shops and Establishment Act, 1948 ...	46,728	34		
D.—Administration of Theatre Tax ...	4,162	48		
E.—Parking Grounds ...	...		1,40,308	07
Carried forward ...			1,40,21,346	12

APPENDIX No. 15—(*Contd.*)

	Details.		Total.	
	Rs.	nP.	Rs.	nP.
Brought over ...			1,40,21,346	12
EXPENDITURE—A.—REVENUE ACCOUNT—(*Contd.*)				
XIII.—Gardens and Open Spaces—A.—Maintenance ...	58,225	96		
B.—New Works ...	23,540	34		
C.—Debt charges ...	4,140	61		
			85,906	91
XIV.—Markets and Slaughter Houses—				
A.—Markets & Slaughter Houses ...	1,82,814	81		
B.—New Works ...	4,290	01		
C.—Debt Charges ...	20,984	68		
			2,08,089	50
XV.—Contribution to (1) Education Fund under Section 126c (c) of the Bombay Municipal Corporation Act ...	18,41,070	00	...	
(2) Budget 'B' under Section 125 (2) (e) of the Bombay Municipal Corporation Act ...	7,36,428	00		
Town planning schemes in respect of Municipal plots ...	...		...	
			25,77,498	00
XVI.—Miscellaneous—				
A.—Provident Fund, Pensions, Gratuities and Compassionate Allowances ...	3,46,098	76		
B.—Urban Immovable Property Tax on Municipal Properties in Suburbs ...	176	14		
C.—Dearness Allowance ...	21,72,883	84		
D—Grants-in-aid to Public Institutions—	67,050	00		
			25,86,208	74
Municipal Debt Interest ...	...		...	
Total,—Expenditure—A.—Revenue Account ...			1,94,79,049	27
EXPENDITURE—B.—CAPITAL ACCOUNT.				
I.—General Supervision Collection of Revenue, etc. ...	34,958	84		
II.—Water Works ...	20,59,333	38		
III.—Education—Primary ...	...			
IV.—Education—Secondary ...	...			
V.—Public Health Department ...	...			
VI.—Medical Relief and Education ...	37,736	17		
VII.—Street Cleansing and Conservancy ...	16,41,751	11		
VIII.—Roads, Drains and Public lighting ...	9,04,520	59		
IX.—Mechanical ...	...			
X.—Buildings, Land Acquisition and Management ...	7,18,666	13		
XI.—Fire Brigade ...	2,69,827	00		
XIII.—Gardens and open spaces ...	23,492	09		
XIV.—Markets and Slaughter Houses ...	32,558	02		
XV.—Village Amenities ...	3,31,068	15		
Advances for purchase of Plant and Machinery ...	Cr. 3,50,439	88		
Discount and other charges ...	1,41,450	55		
Assets written off ...	...			
Trust Fund Expenditure ...	30,000	00		
Total—Capital Account Expenditure ...	...		58,74,922	15
EXPENDITURE—C.—SUSPENSE ACCOUNT.				
I.—Sinking and Special Fund Accounts—				
Sinking and Special Fund Accounts ...	4,19,899	05		
Loan Redemption Fund ...	...		4,19,899	05
II.—Paper and Cash Accounts—				
(1) Sinking Funds ...	12,79,411	06		
(2) Special Funds ...	3,929	56		
(3) Surplus Funds ...	10,68,820	79		
(4) Loan Funds ...	26,145	76		
State Bank of India and Other Local Banks on account of Sundry Deposits ...	2,83,35,956	59		
			3,07,14,263	76
Carried forward ...			3,11,34,162	81

APPENDIX No. 15—(*Concluded*)

SUMMARY

	Details		Total	
	Rs.	nP.	Rs.	nP.
Brought over ...			3,11,34,162	81
EXPENDITURE—C.—SUSPENCE ACCOUNT—(*Contd.*)				
III.—Suspense Accounts—				
Deposit Account ...	52,45,239	23		
Advances for demolition of unauthorised Structures and for removal of unsafe buildings in the Suburbs ...	1,547	41		
Advances for Purchase of Petrol ...	53,359	77		
Advances Departmental Works ...	7,19,938	24		
Advances Private Works ...	52,841	49		
Advances for Improvement of private streets ...	25,876	18		
Advance—Municipal Contractors ...	...			
Advances: SuspenseA/c. Sundries Misc. loss or gain on Conversion to decimal Coinage ...	12	64		
Advances—Sundries—Miscellaneous Advances ...	6,40,917	79		
Advances—Cost of Revision of Grades of Suburban Staff ...	63	53		
Advances—Municipal Officers—				
(*a*) Dishonoured Cheques ...	1,15,111	42		
(*b*) Standing Advances for Contingent Expenses ...	1,100	01		
(*c*) Motor Cars and Motor Cycles to Officers ...	12,580	00		
(*d*) Cycle Advances to Subordinates ...	...			
Provident Fund—Suburbs ...	10,80,382	43		
Plant and Machinery to be purchased out of Surplus Cash Balance ...	3,76,202	67		
Interest Receivable Account ...	...			
Greater Bombay Municipal Corporation Loan Interest warrants payable Account ...	3,10,888	75		
Cheques Payable ...	4,34,01,117	43		
Cash Bills outstanding A/c ...	13,082	76		
Wages Deposit A/c ...	6,70,582	37		
Advances from S.C.B. for financing the expenditure on capital Works ...	20,96,094	51		
Interest accrued but not paid ...	675	00		
Total, III.—Suspense Account Expenditure ...			5,48,17,613	63
Total I, II & III. ...			8,59,51,776	44

SUMMARY.

Receipts.			Disbursements.	
Rs.	nP.		Rs.	nP.
26,38,509	34	Balance on 1st April 1957		
2,00,04,455	51	A.—Revenue Account	1,94,79,049	27
67,34,868	12	B.—Capital Account	58,74,922	15
8,49,62,146	40	C.—Suspense Account	8,59,51,776	44
11,17,01,470	03	Total ...	11,13,05,747	86
		*Balance on 31st March 1958	30,34,231	51
11,43,39,979	37	Total ...	11,43,39,979	37

			Rs.	nP.
Bank's Reconciliation—				
*Balance as per Bank's Pass Books			17,00,440	24
Add—				
Revenue sent to the Bank on 31st March 1958 but acknowledged on 2nd April 1958			15,78,554	76
			32,78,995	00
Less—				
Uncashed Cheques			7,63,119	00
Balance in Bank as per Day Book (Column No. 10)			25,15,876	00
	Rs.	nP.		
Balance in Office in Government Promissory Notes, etc.	1,32,500	00		
Balance in Office in Cash	516	95		
Collection held in Office Treasury	3,85,338	56	5,18,355	51
			30,34,231	51

G. V. DAMLE,
Chief Accountant.

V. L. GIDWANI,
Municipal Commissioner.

APPENDIX No. 16

Comparison of Face, Purchase and Market Values at 31st March 1958 of different Securities held in the following Special Funds.

Name of Fund.	Particulars of Securities.	Face Value.	Purchase Rate Per Cent.	Actual Cost at Purchase Rate.	Market Rate Per Cent.	Value at Market Rate.
	In Bank Treasury.	Rs.	Rs. a. p.	Rs. nP.	Rs. nP.	Rs. nP.
Water Mains Depreciation Fund (Bandra and Kurla)	4% Government Loan 1960-70 ...	9,900	Par.	9,900 00	100 55	9,954 45
	3½% Municipal Debentures 1965-66 ...	4,800	96 12 6	4,645 50	Par.	4,800 00
	3% Government Funding Loan 1966-68.	5,100	Par.	5,100 00	92 45	4,714 95
	3% Government Loan 1963-65 ...	7,800	Do.	7,800 00	94 60	7,378 80
	3% Government Loan 1963-65 ...	200	98 10 0	197 24	94 60	189 20
	3% G. P. Notes (1896-97) ...	3,300	Do.	3,300 00	71 05	2,344 65
	3% Conversion Loan 1946 ...	13,500	Do.	13,500 00	71 05	9,585 00
					Date of Purchase. Date of Maturity.	
	Post Office National Savings Certificates	2,500	Do.	2,500 00	23-1-47 23-1-59	3,625 00
	Do. do. ...	2,500	Do.	2,500 00	9-1-48 9-1-60	3,500 00
	Do. do. ...	400	Do.	400 00	13-7-48 13-7-60	540 00
	Do. do. ...	2,400	Do.	2,400 00	25-11-48 25-11-60	3,240 00
	Do. do. ...	2,700	Do.	2,700 00	29-12-49 29-12-61	3,510 00
	Total Rs. ...	55,100		54,942 74		53,382 05
Hospital Fund ...	3½% Municipal Debentures 1965-66 ...	22,000	96 12 6	21,291 87	Par.	22,000 00
	3% Conversion Loan 1946 ...	43,500	Par.	43,500 00	71 00	72,775 00
	Do. (Stock Certificates)	59,000	Do.	59,000 00		
	Total Rs. ...	1,24,500		1,23,791 87		94,775 00
Secondary Schools Committee Gymnasium Fund (Bandra).	3% Conversion Loan 1946 ...	4,100	Par.	4,100 0 0	71 00	2,911 00
	Total Rs. ...	4,100		4,100 0 0		2,911 00
	Grand total Rs. ...	1,83,700		1,82,834 61		1,51,068 05

G. V. DAMLE,
Chief Accountant.

V. L. GIDWANI,
Municipal Commissioner.

APPENDIX No. 16 A

Comparison of Face, Purchase and Market Values at 31st March 1958 of the different Securities held in Sinking Fund.

Particulars of Securities.	Face Value.	Purchase Rate Per Cent.	Book Value.	Market Rates. Per Cent.	Value at Market Rate (Municipal Debentures being valued at Par.)
In Bank Treasury.	Rs.	Rs. a. p.	Rs. nP.	Rs. nP.	Rs. nP.
3½ % Municipal Debentures ...	50,000	96 14 0	48,437 50	@ Par.	50,000 00
3½% do. ...	2,20,900	96 12 6	2,13,789 78	@ Par.	2,20,900 00
3½% do. ...	5,00,000	94 0 0	4,70,000 00	@ Par.	5,00,000 00
3½% do. ...	5,00,000	Par.	5,00,000 00	@ Per.	5,00,000 00
4 % do. ...	4,69,500	Par.	4,69,500 00	@ Par.	4,69,500 00
4 % do. ...	5,00,000	97 12 0	4,88,750 00	@ Par.	5,00,000 00
4 % do. ...	5,00,000	99 12 0	4,98,750 00	@ Par.	5,00,000 00
4 % do. ...	5,00,000	99 8 0	4,97,500 00	@ Par.	5,00,000 00
4 % do. ...	10,88,100	99 8 0	10,82,659 50	@ Per.	10,88,100 00
4 % Bandra Municipal Debentures ...	2,000	98 0 0	1,960 00	@ Per.	2,000 00
3½% Government of India Loan 1974 ...	4,18,700	98 8 0	4,12,419 50	98 20	4,11,163 40
4 % Government Loan 1960-1970 ...	54,900	Par.	54,900 00	100 55	55,201 95
4 % Calcutta Port Trust Loan ...	1,00,000	97 12 0	97,750 00	97 25	97,250 00
				Date of Purchase. / Date of Maturity.	
Post Office National Savings Certificates ...	24,500	Par.	24,500 00	4-12-46 / 4-12-58	35,525 00
Do. do. ...	5,200	Do.	5,200 00	23-1-47 / 23-1-59	7,540 00
Do. do. ...	5,500	Do.	5,500 00	9-1-48 / 9-1-60	7,700 00
Do. do. ...	600	Do.	600 00	13-7-48 / 13-7-60	810 00
Do. do. ...	5,700	Do.	5,700 00	25-11-48 / 25-11-60	7,695 00
Do. do. ...	700	Do.	700 00	27-9-49 / 27-9-61	910 00
Do. do. ...	4,200	Do.	4,200 00	29-12-49 / 29-12-61	5,460 00
Grand Total ...	49,50,500		48,82,816 28		49,59,755 35

G. V. DAMLE,
Chief Accountant.

V. L. GIDWANI,
Municipal Commissioner.

APPENDIX No. 16 B

Statement showing the amount of and object for which the Donations held under Public Monuments Maintenance Fund were received from different parties upto 31st March 1958.

Name of Donor.	Object for which the donation is given.	Particulars of Securities.	Face Value.	Rate per cent.	Book Value.
			Rs.	Rs.	Rs. nP.
Shri Wadia ...	Wadia Water Supply Fund (Parle-Andheri). For maintaining a fountain at Andheri Naka	3% Conversion Loan 1946 ...	14,500	Par.	14,500 00
Shri Kane ...	Kane Memorial Fund (Bandra). For maintaining a fountain at Bandra	Do. do. ...	1,500	Do.	1,500 00
		Total ...	16,000		16,000 00
Jafferbhoy Ludha Chatu (Through Bandra Municipality).	Donation for construction and maintenance of water trough at Bandra.	In Cash ...			317 94
				Grand Total	16,317 94

G. V. DAMLE,
Chief Accountant.

V. L. GIDWANI,
Municipal Commissioner.

APPENDIX No. 17

INCOME OF THE BOMBAY MUNICIPAL CORPORATION BUDGET 'D' FROM THE YEAR 1950-51 TO THE CLOSE OF THE FINANCIAL YEAR 1957-58.

	TAXATION PROPER.							SERVICES RENDERED.			MISCELLANEOUS					
Year.	Gross Valuation.	General Tax.	Wheel Tax and Tolls.	Licenses for Trades, land, Conveyances Music, etc.	Town Duties.		Fire Tax.	Total Taxation Proper.	Halalkhore Tax.	Water Tax.	Total Services rendered.	Returns from Property and Miscellaneous	Total Income.	Year.	Population by Census.	Incidence of Taxation per head of population.
	Rs.	Rs.	Rs.	Rs.	Rs.		Rs.	Rs.	Rs.	Rs.	Rs.	Rs.	Rs.		Rs.	Rs. a. p.
1950-51 ...	1,67,09,272	†21,17,905	1,49,360	55,370	...	...	...	23,22,635	6,97,681	13,48,809	20,46,490	17,47,404	61,16,529	1950-51	5,10,151	7 13 6
1951-52 ...	2,91,19,370	28,85,324	2,96,087	1,60,077	10,00,000	¾%	1,16,581	44,58,069	6,27,415	14,14,363	20,41,778	23,99,538	88,99,385	1951-52	5,10,151	12 11 11
1952-53 ...	3,05,31,611	39,26,858	3,89,385	4,45,175	12,96,074	¾%	1,90,787	62,48,279	6,03,537	20,78,179	26,81,716	23,72,919	1,13,02,914	1952-53	5,10,151	17 8 1
1953-54 ...	3,48,91,126	48,13,357	4,59,391	3,55,029	13,14,471	¾%	2,12,431	71,54,679	6,55,043	29,68,257	36,23,300	25,53,275	1,33,31,254	1953-54	§5,10,250	21 1 11
1954-55 ...	4,53,11,386	50 65,819	4,62,588	3,68,904	13,71,095	¾%	2,34,585	75,02,991	6,74,621	30,78,458	37,53,079	28 04,138	1,40,60,208	1954-55	§5,10,250	22 0 11
1955-56 ...	4,97,22,892	58,17,965	4,91,474	3,73,456	14,08,166	¾%	2,59,392	83,50,453	6,80,097	38,03,472	44,83,569	29,20,869	1,57,54,891	1955-56	§5,10,250	25 2 5
1956-57 ...	4,94,60,710	65,29,403	5,53,098	4,14,844	16,87,867	¾%	3,06,633	94,91,845	9,02,211	35,81,651	44,83,862	29,49,901	1,69,25,608	1956-57	§5,10,250	27 6 3
1957-58 ...	5,24,24,669	68,19,629	4,48,962	4,55,862	17,60,440	¾%	3,02,083	97,96,976	8,90,480	48,62,420	57,52,900	44,54,579	2,00,04,455	1957-58	§5,10,250	30 48

† Includes Rs. 26,112-6-0 on account of Tax on industrial concerns.
§ Figure taken as per Greater Bombay District Census Hand Book.

G. V. DAMLE,
Chief Accountant.

V. L. GIDWANI,
Municipal Commissioner.

APPENDIX No. 18

EXPENDITURE OF THE BOMBAY MUNICIPAL CORPORATION BUDGET 'D' FROM THE YEAR 1950-51 TO THE CLOSE OF THE FINANCIAL YEAR 1957-58.

Year.	General Superintendence.	Assessment and Collection.	Fire Brigade.	Public Works (Engineering) Department.	Public Health Department.	Pensions Gratuities and Provident Fund.	Education Primary and Secondary.	Medical Relief.	Debt.	Public Gardens.	Dearness Allowance.	Epidemics including disinfection Charges.	Miscellaneous.	Total.	Year.
	Rs.	Rs.	Rs.	Rs.	Rs.	Rs.	Rs.	Rs.	Rs.	Rs.	Rs.	Rs.	Rs.	Rs.	
1950-51 ...	1,27,868	2,27,355	169	8,40,682	6,59,522	1,23,381	10,23,319	1,66,472	80,865	...	9,21,358	28,692	1,56,274	43,55,957	1950-51.
1951-52 ..	1,88,030	3,01,515	...	27,27,135	10,79,067	1,35,442	16,29,387	2,26,197	3,20,046	7,112	14,28,467	81,257	2,37,461	83,61,116	1951-52.
1952-53 ...	2,39,639	3,69,175	7,821	30,65 577	19,43,755	2,51,728	10,32,236	3,14,824	5,55,589	11,948	17,34,488	99,758	6,27,015	1,02,53,553	1952-53.
1953-54 ...	2,47,072	3,94,508	80	30,06,027	20,82,930	2,52,830	11,94,319	3,69,612	8,67,379	66,176	17,31,803	75,116	4,92,975	1,07,80,827	1953-54.
1954-55 ...	2,07,933	3,88.706	47,786	34,29.286	23,66.865	2,47,935	13,61,367	4,16,343	10,47,556	46,666	17,78,993	1,30,575	4,30,199	1,19,00,210	1954 55.
1955-56 ...	2,25,238	4,14,434	85,210	43,01,792	27,16,130	2,97,759	14,24,613	5,35,817	15,96,639	58,414	19,02,753	1,05,465	5,09,067	1,41,73,331	1955-56.
1956-57 ...	2,94,301	4,20,410	91,141	52,90,011	30,01,251	3,03,919	16,36,809	5,79,505	18,56,597	55,663	20,95,834	1,09,401	11,43,330	1,68,78,172	1956-57.
1957-58 ...	2,48 535	4,61,229	83,779	61,57,355	33,52,968	3,80,216	18,47,226	8,89,983	22,72,903	81,766	23,42,023	1,11,643	36 73,212	1,94,79 049	1957-58

G. V. DAMLE,
Chief Accountant.

V. L. GIDWANI,
Municipal Commissioner.

APPENDIX No. 19.

CONTRASTED STATEMENT OF INCOME AND EXPENDITURE OF THE MUNICIPAL CORPORATION OF GREATER BOMBAY (SUBURBS) FROM 1950-51 TO 1957-58

Year.	Income.	Expenditure.	Difference	
			Surplus.	Deficit.
	Rs.	Rs.	Rs.	Rs.
1950-51 ...	61,16,529	43,55,957	17,60,572	...
1951-52 ...	88,99,385	83,61,116	3,38,269	...
1952-53 ...	1,13,02,914	1,02,53,553	10,49,361	...
1953-44 ...	1,33,31,254	1,07 80,827	25,50,427	...
1954-55 ...	1,40,60,208	1,19,00,210	21,59,998	...
1955-56 ...	1,57,54,891	1,41,73,331	15,81,560	...
1956-57 ...	1,69,25,608	1,68,78,172	47,436	...
1957-58 ...	2,01,10,455	1,94,79,049	5,25,406	...

G. V. DAMLE,
Chief Accountant.

V. L. GIDWANI,
Municipal Commissioner.

FINANCIAL

(EXTENDED SUBURBS)

A.-A./E. S./893 of 15th September 1958

Report from the Chief Accountant on the Accounts of the Bombay Municipal Corporation Extended Suburbs for the year 1957-58.

The following statement summarises the transactions for the year pertaining to Revenue and the actuals for the preceding year:—

	1957-58 Budget Estimates	Revised Estimates	Actuals
	Rs.	Rs.	Rs.
Opening Balance ...	2,02,699	93,992	93,992
Income ...	32,90,116	38,98,236	27,28,185
Expenditure ...	24,08,378	28,60,290	16,89,145
	8,81,738 (Surplus)	10,37,946 (Surplus)	10,39,040 (Surplus)
Balance ...	10,84,437	11,31,938	11,33,032
Reservation for advances *vide* paragraph 2 ...	.....	4,97,400	10,15,785
Closing Balance ...	10,84,437	6,34,538	1,17,247

2. The details of the Reservations for advances, etc. are:—

	Rs.
Increase in—	
Renewed Grants ...	6,89,394
Miscellaneous Advances ...	3,26,391
Net Increase ...	10,15,785

3. The net unhypothecated surplus cash balance of 31st March 1958 was as under:—

Liabilities	Rs. nP.	Assets	Rs. nP.
Miscellaneous Advances	4,17,589.51	Surplus Reserve Fund	
Minimum required by law ...	1,00,000.00	As per Appendix No. 2 ...	5,34,836.50
Surplus Cash Balance ...	17,246.99		
Total ...	5,34,836.50	Total ...	5,34,836.50

4. The loan liabilities at the beginning and at the end of year were as under:—

Outstanding debt on 1st April 1957	Loans raised during the year	Repayment during the year	Outstanding debt on 31st March 1958
Rs.	Rs.	Rs.	Rs.
Nil.	25,00,000	*Nil.*	25,00,000

A loan of Rs. 25,00,000 was raised in the month of March 1958 at 4¼ per cent. interest with currency of 25 years, sanctioned under Corporation Resolution No. 1056 dated the 14th November 1957 and G. R. No. Lon. 3258, dated the 8th February 1958.

INCOME

5. A detailed comparison between the Budget, Revised Estimates and the Actuals will be found in Appendix No. 3. The estimate of income for the year as per the Budget Estimates was Rs. 32,90,116 against which the actuals amounted to Rs. 27,28,185 resulting in decrease of Rs. 5,61,931 over the Budget Estimates and of Rs. 11,70,051 as compared with the Revised Estimates, *viz.*, Rs. 38,98,236. The reasons for increases and decreases are explained in Statement 'A'.

6. The position as regards income from General Tax, Water Tax, Halalkhore Tax will be seen from the subjoined statement:—

	Rs.	nP.
(1) General Tax (including Sanitary Cess)—		
Total collections booked ...	15,61,012	81
Deduct—		
Recoveries for previous years * ...	7,03,976	92
	8,57,035	89
Add—Outstanding for the year at the close of the year * ...	12,76,280	00
Total ...	21,33,315	89
(2) Water Tax and water charges by measurement and at compounded rates—		
Total Collections booked ...	42,472	79
Deduct—		
Recoveries for previous years * ...	240	18
Total ...	42,232	61
Add—		
Outstanding for the year at the close of the year ...	2,11,342	48
Total ...	2,53,575	09

* As supplied by A. & C. and A, E, (W, W,)

Net demand on account of Property Taxes, Sanitary Cess and Water Charges inclusive of refund. 23,86,890 .98
The Total outstanding on 31st March 1958 amounted to Rs. 14,87,622 .48.

7. The final sanctioned grants amounted in the aggregate to Rs. 28,94,173 as follows :—

	Rs.
Budget Grants ...	24,08,378
Additional Grants ...	4,85,795
Final sanctioned grants...	28,94,173

The additional grants were mainly taken for (*i*) meeting the expenditure incurred on establishment due to additional staff and (*ii*) meeting the expenditure on account of increased Dearness Allowance.

8. The final sanctioned grants for the year aggregated to Rs. 28,94,173 as stated above against which the actuals amounted of Rs. 16,89,145 leaving an unexpended balance of Rs. 12,05,028 at the close of the year. Of this a sum of Rs. 6,89,394 is renewed for expenditure during 1958-59 and the balance *viz.*, Rs. 5,15,634 is treated as savings on final grants sanctioned as detailed in Appendix No. 4.

The heads under which the renewals are required will be found in Appendix No. 4. The details of renewal will be found classified according to the nature of service in the summary to Statement 'B'. The items contributing to decrease under various heads are shown in Statement 'B'.

LOAN FUNDS

9. The amount of new loan proposed in the Budget for 1957-58 was Rs. 10 lakhs. The loan actualy raised to finance the capital works expenditure was Rs. 25 lakhs. A contribution of Rs. 8.21 lakhs was received from Government being 1/3rd of the expenditure of the budgetted expenditure for extension and improvement of (*a*) Water Works, (*b*) Sewerage and (*c*) Surface drains.

LOAN WORKS EXPENDITURE

10. The amount of loan funds available during the year was Rs. 25 lakhs. Adding to this the amount of Rs. 8.21 being the Government contribution the total Loan Funds available for expenditure amounted to Rs. 33.21. The total expenditure incurred during the year amounted to Rs. 17,19 leaving unspent balance of Rs. 16,02 in the Loan funds at the close of the year.

11. The following statement contrasts the expenditure of Capital works with the Budget and Revised Estimates.

Year	Loan Funds			Percentage by which Actuals fell short of Budget Estimates	Percentage by which actuals fell short of revised Estimates
	Budget Estimates	Revised Estimates	Actuals		
	Rs.*	Rs.*	Rs.*	%	%
1957-58 ...	19,92,000	36,37,600	16,95,971	14	53

The above figures in Columns marked* do not include the amount on account of Discount and othe charges on the new Loan.

INVESTMENTS AND INVESTED BALANCES

12. The details of investments made during the year are as follows :—

	Amount	Number of days
	Rs.	
(1) Call Deposits ...	25,00,000	15.00

The interest earned during the year amounted to Rs. 3,390 and the details are as follows :—

	Rs.
(1) On Call Deposits ...	3,390

STOCK VERIFICATION

13 The Stock Verification of the consumable stores, Dead Stocks Live Stocks and Plant and Machinery was done in respect of various Offices of *Ex*-Municipalities of Malad, Kandivli, Borivli and Mulund and of Village Panchayats of Goregaon and Dahisar, by visiting in all 40 Offices—7 of Malad, 5 of Kandivli, 9 of Borivli, 11 of Mulund, 6 of Goregaon and 2 of Dahisar. Similarly, 60 schools coming under the jurisdiction of the above bodies were visited for stock verification. Discrepancies and irregularities noticed were brought to the notice of Assistant Municipal Commissioner for taking necessary action. Discrepancies of minor nature were set right on the spot. As the different offices hitherto functioning under unitary control of A. M. C. have since been absorbed in the respective departments since 1st November 1957, necessary steps are being taken by the departments to maintain stock ledgers etc. in their respective departments.

GENERAL REMARKS

(ooo Omitted)

14. In the Budget Estimates for the year the Income was originally estimated at Rs. 32,90 and the Expenditure Rs. 24,08 the Surplus being Rs. 8,82.

On the basis of eight months' actuals the income for the year was further revised to Rs. 38,98 and expenditure to Rs. 28,60 resulting in surplus of Rs. 10,38.

The actual Income realised was Rs. 27,28 and Expenditure aggregated to Rs. 16,89 resulting in a Surplus of Rs. 10,39.

The expenditure for the year was estimated at Rs. 24,08 and as per revised estimates (8 months basis) at Rs. 28,60. The Final Grants sanctioned aggregated to Rs. 28,94 against which the actual expenditure booked was Rs. 16,89 resulting in an unexpended balance of Rs. 12,05 at the close of the year. As against the unexpended balance of Rs. 12,05 the departments proposed renewal of grants to the extent of Rs. 6,89 for expenditure in 1958-59 and the balance of Rs. 5,16 was treated as savings.

The Opening Surplus Cash Balance was Rs. 94. The transactions for the year resulted in the Surplus of Rs. 10,39. Thus the balance at the close of the year increased to Rs. 11,33 and after taking into account the increase in the reservation for advances as detailed in paragraph 2 the balance at the end of the year stood at Rs. 1,17.

The expenditure estimated for the year on Loan Works as detailed in paragraph No. 11 was Rs. 19,92 revised to Rs. 36,38 against which the actuals amounted to Rs. 16,96 thus the actuals fell short of the Budget and Revised Estimates by 14 per cent. and 53 per cent. respectively.

(G. V. DAMLE)
Chief Accountant.

Summary of Increases and Decreases in Income compared with the Budget Estimates.

(000 Omitted)

		Increase	Decrease
		Rs.	Rs.
General Tax.	...	.....	8,08
Grant-in-Aid in respect of fines for offences against the Law.	...	1	.....
Interest and profit on Investment of surplus Loan and other balances.	...	2	.....
Miscellaneous.	...	11	.....
Water Works.	...	38	.....
Education Primary.	...	238	.....
Education, Secondary.	...	1	.....
Public Health.	...	.....	3
Medical Relief and Education.	...	.....	16
Street Cleansing and Conservancy.	...	.....	40
Roads, S. W. Drains and Public Lighting.	...	9	.....
Buildings, Land Acquisition and Management.	...	.....	8
Licensing and Removal of Encroachment.	...	.....	24
Market and Slaughter Houses.	...	14	.....
Contribution from Capital Funds to Revenue on account of Loan Works Staff.	...	80	.....
Rebate from Government on account of collection of the Urban Immovable Property Tax in the Suburbs.	...	.....	3
Grants-in-Aid from Government.	...	.....	1,06
Share from Budget 'A' for Town Duty under Section 123 (B) (2).	...	53	.....
Total	...	4,47	10,08
Gross Increase	...	447	.....
Gross Decrease	...	.....	1,008
Net Decrease	...	.....	561

Statement 'A' showing main items contributing to the increases and decreases in Income (Actuals compared with original Estimates).

Particulars.	Increase.	Decrease.	Remarks.
	Rs.	Rs.	
1.—Consolidated Tax and House Tax and Misc. Revenue.			
A.—Consolidated Tax and House Tax ...	...	8,07,839	Due to the levy of this tax by some of the ex-Local Bodies being held illegal.
B.—Grant-in-Aid in respect of fines for offences against the law.	734	...	Due to increase in the number of offences against law.
C.—Interest and Profit on Investment ...	1,963	...	Due to larger balance available for investment and favourable rate of interest obtained for investment.
D.—Miscellaneous—			
(1) Miscellaneous Receipts ...	17,912	...	Due to increased in mescellaneous receipts.
(2) Miscellaneous Fees ...	...	6,447	Due to the levy of the fees by some of the ex-local bodies being held illegal.
2.—Water Supply—			
Receipt from water supply—			
(1) By measurement ...	14,565	...	Due to increase in the water connections given to the public.
(2) Miscelleaneous—			
Miscellaneous Receipts ...	22,955	...	Due to increased receipts on account of charges for additional water connections.
3.—Education—Primary—			
Grant-in-Aid from Government ...	2,25,000	...	Sanction to the Government grant was received after estimates were framed.
Receipts from fees and fines ...	12,820	...	Due to recovery of arrears and increase in the number of pupils.
4.—Reading Rooms and Libraries ...	570	...	Due to increase in the membership of the Library.
5.—Public Health—			
Miscellaneous—			
(1) Miscellaneous Receipts ...	...	2,125	Due to the discontinuance of sale of fire-wood at cemetry, at Malad.
(2) Miscellaneous Fees ...	...	623	Due to less recovery of milk licence fees.
6.—Medical Relief—			
A.—Miscellaneous—			
Miscellaneous Fees ...	...	359	Due to decrease in the number of amublance calls.
C.—Receipts from Dispensaries and Maternity Homes.	...	16,130	Due to discontinuance of fees charged to patients.
7.—Street Cleansing and Conservancy and Halalkhore Service—			
(1) General Sanitary Cess and Special Sanitary Cess.	...	41,450	Due to the levy of this cess by some ex-local bodies being held illegal.
(2) For Special Service, (Rs. 20 per lorry load of waste water).	1,459	...	Due to increase in number of basket type privies being converted into septic tank type.
8.—Roads Drains and Public Lighting—		...	
A.—Tax on Vehicles and Animals—			
(1) Private and Public Conveyances ...	4,607	...	Due to increased collections made in respect of Public Conveyances.
(2) Contribution from Government in lieu of Tolls.	...	4,618	Due to non-receipt of contribution from Government.
B.—Miscellaneous—			
Miscellaneous Receipts ...	8,606	...	Due to (1) increase in the number of licences issued for Architects (2) Recovery of charges for hire of Road Rolle (3) Increase in recoveries in respect of quarry fees, ferry lease, rent etc.
9—Mechanical—	...	...	
10.—Buildings, Land Acquisition and Management			
A.—Rent of Buldings ...	...	7,701	Due to rents of buildings being in arrears.
B.—Ground Rent ...	...	495	Due to rents of grounds being in arrears.
12.—Licensing, Removal of Encroachments on Public Streets, Administration of Shops and Establishment Act, 1948 and Theatre Tax.	...	23,882	The Licensing Department started functioning from 1-11-1957 and hence the decrease.
14.—Markets and Slaughter Houses—Income from			
(1) Stallage charges ...	...	8,144	Department started functioning from 1-11-1957 hence the decrease.
(2) Squatter's Fees ...	21,569	...	Due to larger receipts.
(3) Slaughter Fees ...	113	...	Do. Do.
(4&5) Miscellaneous and License Fees...	306	...	Do. Do.
15.—Contribution from Capital Funds to Revenue on account of Loan Works Staff.	80,761	...	Due to more expenditure on Capital Works.
16.—Rebate from Government on account of Collection of the Urban Immovable Property Tax in the Extended Suburbs, at 2 pr cent.	...	2,577	Due to the rebate bills not being received from Accountant General, Bombay.
17.—Grant-in-Aid from Government—			
(1) 50 per cent. on Dearness Allowance	...	80,663	Due to amounts due from Government not being received during the year.
(2) 15 per cent. out of Land Revenue (30 per cent. in case of Dahisar).	...	13,828	Do. Do. Do.
(3) 75 per cent. of N.A. Assessment to Municipalities.	...	11,765	Do. Do. Do.
(4) Contribution from B.M.V. Act ...	...	2,025	Do. Do. Do.
(5) Local Fund Cess ...	2,242	...	Due to receipt of grant from Government for previous years.
18.—Share from Budget 'A' for Town Duetis under Section 123(B)2 of the Bombay Municipal Corporation Act, at 1/20th of the net estimated realizations of Town Duties credited to Budget 'A.'	52,610	...	Due to more Town Duty receipts in Budget 'A'.

Statment 'B' showing the items contributing to the decreases in Expenditure under different service Head

Budget Head.	Establishment and Labour.	Stores and Materials.	New Works Special Repairs. etc.	Debt Charges.	Specific Items.	Miscellaneous.	Total.	Remarks.
	Rs.	Rs.	Rs.	Rs.	Rs.	Rs.	Rs.	Rs.
I.—General Supervision, Collection of Revenue etc. ...	10,771	...	...	...	...	52,727	63,498	
II.—Water Works ...	27	...	10	...	...	964	1,001	
III.—Education Primary ...	93,360	...	6,845	...	12,377 57,443,	P.F. 72,057 D.A.	2,42,082	
IV.—Education, Secondary ...	512	...	...	...	...	2	514	
V.—Public Health Department ...	5	2,071	15,000	...	...	...	17,076	
VI.—Medical Relief and Education ...	34	28,413	2,510	...	...	483	31,440	
VII.—Street Cleansing and Conservancy.	2,218	955	627	...	...	87	3,887	
VIII.—Roads S. W. Drains and Public Lighting ...	36	45,267	...	...	...	29,428	74,731	
IX.—Mechanical	...	...	...	...	...	...	...	
X.—Buildings Land Aquisition and Management ...	11	...	1	...	...	...	12	
XI.—Fire Brigade ...	...	...	...	...	...	...	...	
XII.—Licensing Removal of Encroachment etc, ...	3	...	...	...	...	...	3	
XIII.—Gardens and Open Spaces ...	1	...	...	...	...	1,502	1,503	
XIV.—Markets and Slaughter Houses ...	7	...	5,068	...	...	...	5,075	
XV.—Debt Charges ...	...	...	...	20,000	...	...	20,000	
XVI.—Miscellaneous—								
A.—Provident Fund Pension etc.	...	...	...	...	14,765	...	14 765	
B.—Urban Immovable Property Tax ...	...	...	...	...	...	...	...	
C.—Dearness Allowance ...	...	...	...	...	42	...	42	
D.—Grants-in-Aid ...	...	...	...	...	40,005	...	40,005	
Total ...	1,06,985	76,706	30,061	20 000	1,24,632	1,57,250	5 15,634	

Summary showing amounts to be renewed during 1958-59 and amounts of savings out of the Grants of 1957-58 after renewal.

Nature of service.	Amount to be renewed in 1958-59	Balance of grants treated as savings	Total
	Rs.	Rs.	Rs.
(1) Establishment and Labour ...	1,63,074	1,06,985	2,70,059
(2) Repairs including Special Repairs ...	84,345	9,561	93,906
(3) Stores and Materials ...	73,655	76,706	1,50,361
(4) New Works ...	1,53,211	20,500	1,73,711
(5) Dearness Allowance ...	44,640	57,485	1,02,125
(6) Interest on Municipal Loans ...	.....	20,000	20,000
(7) Grants-in-Aid to Public Institutions ...	1,975	40,005	41,980
(8) Provident Fund Pension Charges ...	.....	27,142	27,142
(9) Miscellaneous, Other charges ...	1,68,494	1,57,250	3,25,744
Total ...	6,89,394	5,15,634	12,05,028

APPENDICES.

Municipal Account (Extended Suburbs)

No. 1.—General Financial Statistics.

No. 2.—Statement of Surplus Revenue Fund for 1957-58.

No. 3.—Statement showing the Income realised during 1957-58 as compared with Estimates for the year.

No. 4.—Statement showing the Expenditure during 1957-58 as compared with the final sanctioned grants.

No. 5.—Balance Sheet (Revenue) as at 31st March 1958.

No. 6.—Balance Sheet (Capital Funds) as at 31st March 1958.

No. 7.—Block Account showing details of Capital Expenditure upto 31st March 58.

No. 8.—Statement showing (1) the total amount of Municipal Loans raised, (2) the Expenditure incurred and (3) the invested balances of the Loans on 31st March 1958.

No. 9.—Statement of Advance Accounts on 1957-58.

No. 10.—Statement of Deposit Accounts for 1957-58.

No. 11.—Statement of amounts of receipts and expenditure respectively, credited and debited to the Municipal Fund during the year 1957-58 and the balance at the credit of the Fund at the close of the year 1957-58 (*i.e.*, 31st March 1957).

No. 12.—Contrasted Statement of Income and Expenditure from the year 1956-57 (2 months) to the financial year 1957-58.

APPENDIX No. 1

GENERAL FINANCIAL STATISTICS

		1956-57	1957-58
	General		
1.	Area of the Extended Suburbs merged in Greater Bombay (acres) ...	48,000	48,000
2.	Population (as per Census 1951)	1,58,592	1,58,592
	Rates and Assessments:—		
3.	Rateable Value ... ... Rs.	1,41,36,225	1,52,59,617
4.	Rateable Value per head of population ... ... Rs.	127.89	138.05
5.	Properties registered in Assessment Book	15,011	16,027
	Income		
6.	General Tax ... ... Rs.	.....	13,77,561
7.	Income from other sources ... ... Rs.	.....	13,50,624
	Total Income Rs.		27,28,185
8.	Incidence of taxation per head ... ... Rs.		8.69
	Loans		
9.	Debt Outstanding		25,00,000
10.	Net Loan Debt		25,00,000
11.	Net Debt per head of population		15.76
	Expenditure		
12.	Water Works		
	Maintenance		24,418
13.	Primary Education		3,57,736
14.	Medical Relief and Education		50,874
15.	Other Services		12,56,117
	Total Expenditure Rs.		16,89,145

G. V. DAMLE,
Chief Accountant

V. L. GIDWANI,
Municipal Commissioner

APPEDNIX No. 2

REVENUE ACCOUNT FOR THE YEAR ENDED 31ST MARCH 1958.

Particulars.	Total. Rs. nP.	Particulars.	Total. Rs. nP.
To Revenue Expenditure as per Appendix No. 4.	16,89,145.44	By Revenue Receipts as per Anpendix No. 3.	27,28,185.45
To Balance being surplus for the year	10,39,040.01		
	27 28 185.45		27,28,185.45
To Revenue Expenditure to be incurred in 1958-59 and provided for as renewed grants.	6,89,394.00	By Surplus Revenue Fund as at 1st April 1957.	1,85,190.49
		By Surplus for the year ...	10,39,040.01
To Balance being Surplus Revenue Fund as at 31st March 1958 as per Appendix No. 5 ...	5,34,836.50		
	12,24,230.50		12,24,230.50

G. V. DAMLE,
Chief Accountant.

V. L. GIDWANI,
Municipal Commissioner.

APPENDIX No. 3

INCOME

Statement showing the Net Receipts during the Financial year 1957-58 from all sources as contrasted with the original and Revised Budget Estimates.

Particulars.	Budget Estimates for 1957-58.	Revised Estimates for 1957-58.	Actuals for 1957-58.	Compared with Origigal Estimate. +Increase —Decrease.	Compared with Revised Estimate. +Increase —Decrease
	Rs.	Rs.	Rs.	Rs.	Rs.
1. Consolidated Tax, House Tax and Miscellaneous Revenue.					
A.—Consolidated Tax	21,85,400	16,75,000	13,77,561	—8,07,839	— 2,97,439
B.—Grant-in-Aid in respect of fines for offences against the law	3,965	3,965	4,699	+ 734	+ 734
C.—Interest and Profit on Investment of Surplus Loan and Other Balances	1,427	1,000	3,390	+ 1,963	+ 2,390
D.—Miscellaneous—					
(1) Miscellaneous Receipts	5,924	500	23,836	+ 17,912	+ 23,336
(2) Miscellaneous Fees	11,061	2,500	4,614	— 6,447	+ 2,114
Total, 1.—Consolidated Tax, etc. ...	22,07,777	16,82,965	14,14,100	— 7,93,677	— 2,68,865
2. Water Supply.					
Receipts from Water Supply—					
(1) By Measurement	27,908	6,50,005	42,473	+ 14,565	— 6,07,532
(2) Rent of Water Meters	...	1,524	...	...	— 1,524
(3) Compounded Tax	...	8,000	...	...	— 8,000
(4) Miscellaneous—					
(a) Miscellaneous Receipts	3,000	25,655	25,955	+ 22,955	+ 300
(b) Miscellaneous Fees	...	9,200	...	...	— 9,200
Total, 2.—Water Supply ...	30,908	6,94,384	68,428	+ 37,520	— 6,25,956
3.—Education—Primary.			...	...	
(a) Receipts from fees and fines	10,200	10,000	23,020	+ 12,820	+ 13,020
(b) Grant-in-aid from Government	...	2,25,000	2,25,000	+ 2,25,000	...
Total, 3.—Education—Primary ...	10,200	2,35,000	2,48,020	+ 2,37,820	+ 13,020
4.—Reading Rooms and Libraries	200	667	770	+ 570	+ 103
5.—Public Health Department.		...	...	...	
Miscellaneous—					
(1) Miscellaneous Receipts	8,715	8,715	6,590	— 2,125	— 2,125
(2) Miscellaneous Fees	1,136	1,200	513	— 623	— 687
Total, 5.—Public Health Department ...	9,851	9,915	7,103	— 2,748	— 2,812
6.—Medical Relief and Education.			...	...	
A.—Miscellaneous—					
(1) Miscellaneous Fees	1,000	1,000	641	— 359	— 359
B.—Interest realised on Hospitals and Dispensary Funds	1,890	1,890	1,888	— 2	— 2
C.—Receipts from Hospitals, Dispensaries and Maternity Homes	51,877	51,877	35,747	— 16,130	— 16,130
Total, 6.—Medical Relief and Education ...	54,767	54,767	38,276	— 16,491	— 16,492
7.—Street Cleansing and Conservancy and Halalkhore Service.					
(1) General Sanitary Cess, and Special Sanitary Cess...	2,21,943	1,75,200	1,80,493	— 41,450	+ 5,293
(2) For Special Service (Rs. 20 per lorry load of waste water)	1,500	3,000	2,959	+ 1,459	— 41
(3) Miscellaneous Receipts	2,150	2,150	2,100	— 50	— 50
Total, 7.—Street Cleansing, etc. ...	2,25,593	1,80,350	1,85,552	— 40,041	+ 5,202
8.—Roads, S.W. Drains and Public Lighting.					
A.—Tax on Vehicles and Animals					
(1) Private and Public Conveyance ...	11,717	3,000	16,324	+ 4,607	+ 13,324
(2) Contribution fro m Government in lieu of Tolls	4,618	4,618	...	— 4,618	— 4,618
B.—Quarry Receipts	...	500	...	...	— 500
C.—Miscellaneous					
(1) Miscellaneous Receipts	3,000	3,000	11,606	+ 8,606	+ 8,606
D.—Ferry Receipts	...	5,750	...	...	— 5,750
Total, 8.—Roads, etc. ...	19,335	16,868	27,930	+ 8,595	+ 11,062
9.—Mechanical.					
Miscellaneous Receipts	...	...	...	...	...
Carried Forward Rs.	25,51,631	28,74916	19,90,174	— 5,68,452	— 8,84,737

APPENDIX No. 3

INCOME

Particulars.	Budget Estimates for 1957-58.	Revised Estimates for 1957-58.	Actuals for 1957-58.	Compared with Original Estimate. +Increase. —Decrease.	Compared with Revised Estimate. +Increase. —Decrease.
Brought over ...	Rs. 25,58,631	Rs. 28,74,916	Rs. 19,90,179	Rs. —5,68,452	Rs. — 8,84,737
10.—Buildings, Land Acquisition and Management.					
A.—Rent of Buildings	18 900	18 900	11,199	— 7,701	— 7,701
B.—Ground Rent	1,125	1,125	630	— 495	— 495
C.—Miscellaneous—					
(1) Miscellaneous Fees etc.	...	100	...	...	— 100
(2) Fines	...	1,000	...	...	— 1,000
Total 10.—Buildings etc. ...	20,025	21,125	11,829	— 8,196	— 9,296
11.—Fire Brigade. ...	...	...	...	...	...
12.—Licensing, Removal of Encroachments on Public Streets and Administration of Shops and Establishments Act, 1948 and Theatre Tax, etc.					
A.—Licences for dangerous and offensive trades ...	7,000	30,000	4,624	— 2,376	— 25,376
B.—Removal of Encroachments on Public Streets, Licences for Squaters and Hawkers and fees for removal of encroachments.	8,150	15,000	1,846	— 6,304	— 13,154
C.—Grant-in-aid from Government for the Administration of Shops and Establishment Act, 1948—					
(a) Grant from Government for Administration of the Act.	3,060	3,060	...	— 3,060	— 3,060
(b) Registration etc Fees.	3,869	3,869	2,987	— 882	— 882
D.—Miscellaneous—					
(1) Advertisements	1,000	1,000	192	— 808	— 808
(2) Miscellaneous	6,900	7,000	2,495	— 4,405	— 4,505
E.—Receipts from Theatre Tax at Rs. 1.50 to Rs. 4.00 per show	29,341	29,739	23,294	— 6,047	— 6,445
Total, 12.—Licensing, etc. ...	59,320	89,668	35,438	— 23,882	— 54,230
13.—Gardens and Open Spaces.					
(1) Miscellaneous	...	...	...	...	...
14.—Markets and Slaughter Houses.					
Income from Markets—					
(1) Stallage Charges.	29,917	29,917	21,773	— 8,144	— 8,144
(2) Squaters' Fees.	5,000	5,000	26,569	+ 21,569	+ 21,569
(3) Slaughter Fees.	...	2,000	113	+ 113	— 1,887
(4) Miscellaneous receipts	...	500	306	+ 306	— 5,194
(5) Licence Fees.	...	5,000			
Total, 14.—Markets and Slaughter Houses ...	34,917	42,417	48,761	+ 13,844	+ 6,344
15.—Contribution from Capital Funds to Revenue on account of Loan Works staff. ...	...	50,000	80,761	+ 80,761	+ 30,761
16.—Rebate from Government on account of Collection of the Urban Immovable Property Tax in Extended Suburbs at 2 per cent.	15,385	10,000	12,808	— 2,577	+ 2,808
17.—Grant-in-Aid from Government.					
(1) 50 per cent. on Dearness Allowance	1,73,683	3,26,759	93,020	— 80,663	— 2,33,739
(2) 15 per cent. out of Land Revenue (30 per cent. in case of Dahisar)	16,200	16,200	2,372	— 13,828	— 13,828
(3) 75 per cent. of N. A. Assessment to Municipalities.	13,830	13,830	2,065	— 11,765	— 11,765
(4) Contribution from B. M. V. Act.	2,025	2,025	...	— 2,025	— 2,025
(5) Local Fund Cess	8,600	11,186	10,842	+ 2,242	— 344
Total, 17.—Grant-in-Aid from Govt. ...	2,14,338	3,70,000	1,08,299	— 1,06,039	— 2,61,701
18.—Share from Budget 'A' for Town Duties under Section 123(B)2 of the Bombay Municipal Corporation Act.	3,87,500	4,40,110	4,40,110	+ 52,610	...
Total.—INCOME ...	32,90,116	38,98,236	27,28,185	— 5,61,931	— 11,70,051

Appendix No. 4

EXPENDITURE

Statement showing the Actuals as compared with the final grants for 1957-58.

Particulars.	Final Grants sanctioned for expenditure during 1957-58.	Actuals for 1957-58.	Final Grants compared with the Actuals	
			Amount required to be renewed in 1958-59.	Savings.
(1)	(2)	(3)	(4)	(5)
	Rs.	Rs.	Rs.	Rs.
I.—General Supervision, Collection of Revenue, etc.—				
A.—General Superintendence—				
(a) Assistant Municipal Commissioner's Office	44,982	39,397	1,641	3,944
(b) Audit and Accounts	29,347	24,043	1,580	3,724
(c) Chief Auditor's Establishment	3,815	...	720	3,095
	78,144	63,440	3,941	10,763
B.—Collection of Revenue—				
(a) Property and Wheel Tax Establishment	73,037	52,249	20,780	8
C.—Upkeep of Municipal Offices in the Extended Suburbs ...	2,000	...	2,000	...
D.—Miscellaneous Charges	1,43,250	35,523	55,000	52,727
E.—Election Expenses (Cost to be borne by Budget F)	25,000	25,000	...	...
Total I.—General Supervision etc. ...	3,21,431	1,76,212	81,721	63,498
II.—Water Works—				
A.—Maintenance	1,20,504	24,418	95,085	1,001
B.—New Works	15,800	...	15,800	...
Total II.—Water Works ...	1,36,304	24,418	1,10,885	1 001
III.—Education—Primary—				
A.— Municipal Schools	3,60,718	1,94,939	...	1,65,779
B.—Private Primary Schools	40,500	...	...	40,500
C.—Enforcement of Compulsion	7,500	4,099	...	3,401
D.—Educational Activities	4,600	2,018	...	2,582
E.—Pension and Provident Fund	18,000	5,623	...	12,377
F.—Dearness Allowance	2,08,500	1,51,057	...	57,443
Total III.—Education—Primary ...	6 39 818	3 57 736	...	2,82,082
IV.—Reading Rooms and Libraries	5,091	3,152	1,425	514
V.—Public Health Department—				
A.—General Superintendence—				
(a) General Superintendence	19,460	16,734	1,635	1,091
(b) Vaccination	4,000	...	4,000	...
(c) Malaria and Insecticides	10,000	4,218	4,800	982
(d) Miscellaneous	6 000	5,957	40	3
B.—New Works	15,000	...	...	15,000
Total V.—Public Health Department ...	54,460	26,909	10 475	17,076
VI.—Medical Relief and Education—				
A.—Maternity Homes	55,054	24,050	20,490	10,514
B.—Dispensaries	59,559	26,823	12,310	2,0426
C.—Clinics	833	...	833	...
B.—New Works	15,500	...	15,000	500
Total VI.—Medical Relief and Education ...	1,30,946	50,873	48,633	31,440
Total B/F. ...	12,88,050	6,39,300	2,53,139	3,95,611

Appendix No. 4—*concld*

EXPENDITURE

Statement shewing the Actuals as compared with the final grants for 1957-58.

Particulars.	Final Grants sanctioned for expenditure during 1957-58.	Actuals for 1957-58.	Final Grants compared with the Actuals	
			Amount required to be renewed in 1958-59.	Savings.
(1)	(2)	(3)	(4)	(5)
	Rs.	Rs.	Rs.	Rs.
Total Carried over ...	12,88,950	6,39,300	2,53,139	3,95,611
VII.—Street Cleansing and Conservancy, Road Watering and Halalkhore Service—				
A.—Street Cleansing and Conservancy	16,640	11,130	5,500	10
B.—Collection, Loading, Removal and Disposal of Town Refuse ...	1,52,694	1,33,312	17,111	2,271
C.—Halalkhore Service	87,127	64,554	21,594	979
D.—Upkeep of Motor Vehicles	1,34,716	78,089	56,000	627
E.—New Works	18,000	...	18,000	...
Total VII.—Street Cleansing etc. ...	4,09,177	2,87,085	1,18,205	3,887
VIII.—Roads, S. W. Drains and Public Lighting—				
A.—General	90,901	23,625	67,240	36
B.—Maintenance of Roads	2,06,180	1,23,247	37,060	45,873
C.—Public Lighting	1,81,300	1,34,478	18,000	28,822
D.—New Works	75,410	...	75,410	...
Total, VIII.—Roads, S. W. Drains and Public Lighting...	5,53,791	2,81,350	1,97,710	74,731
IX.—Mechanical	121	...	121	...
X.—Buildings Land Acquisiton and Management	61,544	31,946	29,586	12
XI.—Fire Brigade	...	...	...	...
XII.—Licensing, Removal of Encroachments on Public Streets and Administration of Shops and Establishment Act, 1948—				
A.—Licensing and Establishment	14,070	8,822	5,245	3
Total,—Licensing, etc. ...	14,070	8,822	5,245	3
XIII.—Gardens and Open Spaces—				
A.—Maintenance	13,480	7,127	4,850	1,503
B.—New Works	10,000	...	10,000	...
Total, XIII.—Gardens and Open Spaces ...	23,480	7,127	14,850	1,503
XIV.—Markets and Slaughter Houses—				
A.—Markets and Slaughter Houses	10,535	5,538	4,922	75
B.—New Works	24,001	...	19,001	5,000
Total, XIV.—Markets and Slaughter Houses ...	34,536	5,538	23,923	5,075
XV.—Miscellaneous—				
A.—Provident Fund, Pension, etc.	64,075	49,310	...	14,765
B.—Dearness Allowance	4,22,529	3,77,847	44,640	42
C.—Grant-in-Aid to Public Institutions	2,800	820	1,975	5
Total, XV.—Miscellaneous ...	4,89,404	4,27,977	46,615	14,812
XVI.—Debt Charges	20,000	...	...	20,000
TOTAL EXPENDITURE ...	28,94,173	16,89,145	6,89,394	5,15,634

APPENDIX No. 5.

REVENUE ACCOUNT BALANCE SHEET AS AT 31ST MARCH 1958.

LIABILITIES.		ASSETS.	
	Rs. nP.		Rs. nP.
Provident Fund Account— Balance to the credit of as at 31-3-1958	1,71,742.51	Cash at Bank ...	1,82,635.28
		Cash in Office ...	3,53,390.08
Debts—			
Due on Cash Bills Outstanding Account ...	1,039.02	Depsits in Public Securities— In Office ...	64,800.00
Due on Cheques Payable. ...	56,537.68	With Bank ...	30,000.00
Due on Outstanding Charges for 1956-57 and previous year (*vide* Appendix No. 4) ...	6,89,394.00	Advances Recoverable (*vide* Appendix No. 9)—	
		Sundries—Miscellaneous Advances.	4,17,664.44
Deposits in Cash and Public Securities from Contractors and Private Parties (*vide* details shown in Appendix No. 10) ...	5,55,435.77	Standing Advances ...	875.07
		Unpaid Salary Cash ...	2,015.06
Surplus Revenue Fund (*vide* Appendix No. 2) ...	5,34,836.50	Surplus Fund— In National Savings Certificates ...	60,000.00
		In Cash, Fixed, Call and Current Account Deposits ...	8,97,605.55
Total Rs. ...	20,08,985.48	Total Rs. ...	20,08,985.48

G. V. DAMLE,
Chief Accountant.

V. L. GIDWANI,
Municipal Commissioner.

APPENDIX No. 6.

CAPITAL FUND BALANCE SHEET AS AT 31ST MARCH 1958.

Liabilities.		Assets.		
	Rs.			Rs. nP.
Loans Outstanding— Due to Government— Due to Public ...	25,00,000	Block Account— Loan Funds— Property and Assests at original cost as per Appendix No. 7 ...		17,18,471=55
Contribution from Government ...	8,20,866	In Call Deposits.	16,02,300	
		In Csh ...	9,445	16,02,394=45
Grand Total ...	33,20,866	Grand Total ...		33,20,866 00

G. V. DAMLE,
Chief Accountant

V. L. GIDWANI,
Municipal Commissioner.

APPENDIX No. 7.

SUMMARY.

	Expenditure during 1957-58.	Total Capital Expenditure upto 31st March 1958.
	Rs. nP.	Rs. nP.
(I) Loan Funds.		
I.—General Supervision, Collection of Revenue, etc. ...	...	
II.—Water Works ...	15,17,562.86	
III.—Education Primary ...	...	
IV.—Education Secondary ...	...	
V.—Public Health Department ...	...	
VI.—Medical Relief and Education ...	1,31,054.38	
VII.—Street Cleansing and Conservancy Road Watering and Halalkhore Service.	...	
VIII.—Roads, S. W, Drains and Public Lighting ...	47,354.31	
X.—Buildings, Land Acquisition and Management ...	...	
XI.—Fire Brigade ...	...	
XIII.—Gardens and Open Spaces ...	...	
XIV.—Markets and Slaughter Houses ...	...	
XV.—Village Amenities ...	...	
Discount and other charges on Loans ...	22,500.00	
Grand Total ...	17,18,471.55	17,18,471.55

APPENDIX No. 7.

Block Account showing details of Capital Expenditure upto 31st March 1958 :

Name of the Work.	Expenditure during 1957-58.
	Rs. nP.
II.—WATER SUPPLY.	
Tapping 8" main at Marve Road junction and Ghodbunder Road and laying a suitable main in Ghodbunder Road towards south upto juncton of Dadyseth Roat at Malad ...	43.05
Laying a 6" Main by tapping 8" Military Main at junction of the Marve Road with Ghodbunder Road (Kandvili) ...	224.74
Laying a Trunk Feeder Main from Jogeshwari along Ghodbunder Road Osivera Bridge to Dahisar limits ...	15,17,295.07
Total	15,17,562.86
VI.—MEDICAL RELIEF.	
Construction of Shri Mansadevi Tusiram Agarwal Municipal General Hospital at Mulund inclusive of cost of equipment ...	1,31,054.38
Total	1,31,054.38
VIII.—ROADS, S. W. DRAINS ETC.	
Constructon of roads with permanent mode of construction ...	47,354.31
Total	47,354.31
Discount and Other Charges on the Loan of Rs. 25,00,000 in 1957-58 ...	22,500.00

G. V. DAMLE,
Chief Accountant.

V. L. GIDWANI,
Municipal Commissioner.

APPENDIX No. 8.

Statement Showing (1) the total amount of Municipal Loans raised (2) the expenditure incurred there against and (3) the invested balance of the Loans on 31st March 1958.

	Amount available for expenditure.	I.—General Supervision Collection of Revenue etc.	II.—Water Supply.	III.—Education Primary.	IV.—Education Secondary.	V.—Public Health Department.	VI.—Medical Relief and Education.	VII.—Street Cleansing and Conservancy etc	VIII.—Roads, S. W. Drains and Public Lighting.	X.—Building Land Acquisition, and Management.	XI.—Fire Brigade.	XIII.—Gardens and Open Spaces.	XIV.—Markets and Slaughter Houses.	XV.—Village Amenities.	Advances or purchase of Plant and Machinery.	Discount and other charges.	Total expended on works upto 31-3-1958.	Balnce expended on 31st March 1958.
(1)	(2)	(3)	(4)	(5)	(6)	(7)	(8)	(9)	(10)	(11)	(12)	(13)	(14)	(15)	(16)	(17)	(18)	(19)
Amount of Loan raised from Public in 1957-58.	25,00,000																	
Amount of contribution received from Government during the year 1957-58.	8,20 866																	
	33 20,866	...	15,17,562 86	...	...	...	1,31,054.38	...	47,354.31	...	...	...	.....	...	...	22,500	17,18,471.55	16,02,394.45

G. V. DAMLE,
Chief Accountant.

V. L. GIDWANI,
Municipal Commissioner.

APPENDIX No. 9.

STATEMENT OF ADVANCES FOR 1957-58.

Name of Account.	Opening Balance on 1-4-1957.	Debits during the year.	Total.	Credits during the year.	Closing Balance on 31-3-1958.
	Rs. nP.	Rs. nP.	Rs. nP.	Rs. nP.	Rs. nP.
Miscellaneous Advances ...	91,197.89	3,83,451.03	4,74,648.92	56,984.48	4,17,664.44
Standing Advances for Contingent Expenses ...	950.00	...	950.00	74.93	875.07
Unpaid Salary—Cash ...	2,015.06	...	2,015.06	...	2,015.06
Total Rs. ...	94,162.95	3,83,451.03	4,77,613.98	57,059.41	4,20,554.57

G. V. DAMLE,
Chief Accountant.

V. L. GIDWANI,
Municipl Commissioner.

APPENDIX No. 10.

STATEMENT OF DEPOSIT ACCOUNT FOR 1957-58.

Name of Account.	Opening Balance on 1st April 1957.	Credit during 1957-58.	Total.	Debit during 1957-58.	Closing Balance on 31st March 1958.
	Rs. nP.	Rs. nP.	Rs. nP.	Rs. nP.	Rs. nP.
A.—Cash Deposits from Contractors, Municipal Employees, etc. ...					
(1) From Contractors ...	59,783 37	16,423.08	76,206.45	19,103.96	57,102.49
(2) From Tenderers ...	...	625.00	625.00	500.00	125.00
B.—Cash Deposits from Private Parties received through Departmental Officers—					
(1) A.E.E.S. ...	...	7,626.00	7,626.00	...	7,626.00
(2) A.E. (W.W.) ...	...	15,650.00	15,650.00	...	15,650.00
(3) Dy. A. & C. (E. s.) ...					
(a) Property Tax ...	...	1,92,870.97	1,92,870.97	95,607.04	97,263.93
(c) U.I.P. Tax ...	1,83,840.40	4,82,122.38	6,65,962.78	5,54,097.25	1,11,865.53
(4) A.H.O. ...	...	115.00	115.00	...	115.00
(5) A.S.L. ...	...	4,898.50	4,898.50	...	4,898.50
(6) A.S.M. ...	...	2,171.00	2,171.00	...	2,171.00
(7) A.M.C. ...	...	2,600.00	2,600.00	...	2,600.00
C.—Other Cash Deposits—					
(1) Unclaimed dues through Municipal Paymasters.	2,126.69	62,479.72	64,606.41	47,492.71	17,113.70
(6) Other Cash Deposits—					
(g) Miscellaneous ...	18,586.60	1,84,988.74	2,03,575.34	1,15,976.68	87,598.66
E.—Paper Deposits Kept in Office—					
(1) From Contractors—					
from Ex-Local Bodies	68,000.00	26,800.00	94,800.00	...	94,800.00
Donations ...	58,335.27	...	58,335.27	1,854.87	56,480.40
H.—Sale Tax—					
Education Fund ...	...	.56	.56	...	.56
		25.00	25.00		25.00
Total Rs. ...	3,90,672.33	9,99,395.95	13,90,068.28	8,34,632.51	5,55,435.77

G. V. DAMLE,
Chief Accountant.

V. L. GIDWANI,
Municipal Commissioner

APPENDIX No. 11.

Statement showing the amounts of the Receipts and Expenditure respectively credited and debited to the Municipal Fund during the year 1957-58 and the Balance at the credit of the Fund at the close of the year 1957-58 (i.e., 31st March 1958).

	Details.	Total.
	Rs. np.	Rs. np.
RECEIPTS—A.—REVENUE ACCOUNT.		
1.—Consolidated Tax and House Tax and other Miscellaneous Revenue—		
A.—Consolidated Tax and House Tax ...	13,77,560.73	
B.—Grant-in-Aid in respect of fines offences against the law ...	4,698.93	
C.—Interest and Profit on Investment	3,390.40	
D.—Miscellaneous	28,449.95	
		14,14,100.01
2.—Water Supply—Receipts from Water Supply		68,427.42
3.—Education—Primary		2,48,019.99
4.—Reading Rooms and Libraries		770.48
5.—Public Health		7,103.27
6.—Medical Relief		38,275.79
7.—Street Cleansing and Conservancy and Halalkhore Service—		
(1) General Sanitary Cess and Special Sanitary Cess ...	1,80,492.58	
(2) For Special Service (Rs. 20 per lorry load of waste water).	2,959.00	
(3) Miscellaneous Receipts	2,100.00	
		1,85,551.58
8.—Roads, Drains and Public Lighting—		
A.—Tax on Vehicles and Animals—		
(1) Private and Public Conveyances	16,324.30	
B.—Miscellaneous	11,606.37	
		27,930.67
10.—Buildings, Land Acquisition and Management		
A.—Rent of Buildings	11,198.89	
B.—Ground Rent	630.00	
		11,828.89
12.—Licensing, Removal of Encroachment on Public Streets, Administration of Shops and Establishment Act, 1948 and Theatre Tax—		
A.—Licences for dangerous and offensive trades	4,624.50	
B.—Removal of Encroachments on Public Streets, Licences for Squatters and Hawkers and fees for removal of Encroachments.	1,846.50	
C.—Grant-in-Aid from Government for Administration of the Act, 1948	2,986 70	
D.—Miscellaneous	2,686.82	
E.—Receipts from Theatre Tax at Rs. 1-8-0 to Rs. 4 per show ...	23,293.75	3,5438.27
14.—Markets and Slaughter Houses—		
Income from Markets		48,761.51
15.—Contribution from Capital Funds to Revenue on account of Loan Works Staff		80,760.55
16.—Rebate from Government on account of Collection of the Urban Immoveable Property Tax in the Extended Suburbs, at 2 per cent.		12,807.85
17.—Grant-in-Aid from Government		1,08,299.17
18.—Share from Budget 'A' for Town Duties under Section 123(B)2.		4,40,110.00
Total.—Revenue Receipts ...		27,28,185.45
RECEIPTS—B.—CAPITAL ACCOUNT.		
Capital Receipts—		
New Loan 1957-58	25,00,000.00	
Contribution from Government equal to 1/3rd of the Expenditure, etc.	8,20,866.00	
Total.—Capital Account Receipts ...		33,20,866.00

APPENDIX No. 11—(*Contd.*)

	Details.	Total.
	Rs. nP.	Rs. nP.
RECEIPTS—C.—SUSPENSE ACCOUNT.		
I.—Sinking and Special Fund Accounts—		
Special Fund Account—		
(*b*) Provident Fund Account	98,224.51	
II.—Paper and Cash Account—		
(3) Surplus Funds	94.45	
State Bank of India and Other Local Banks on account of Sundry Deposits	9,09,554.87	10,78,873.83
Deposit Account	9,99,395.95	
Advances Sundries Miscellaneus Advances	56,984.48	
Advances to Municipal Officers—		
(*a*) Dishonoured cheques	42,813.15	
(*b*) Standing Advance for Contingent Expenses ...	74.93	
Provident Fund—		
(*a*) Employees' Subscription and Interest	56,010.69	
(*b*) Municipal Contribution and Intersts	46,269.69	
Cash Bills Outstanding Account	1,039.02	
Cheques Payable	73,61,592.57	
		85,64,180.48
Total.—Suspense Account Receipt ...		95,72,054.31

APPENDIX No. 11.

	Detail.	Total.
	Rs. nP.	Rs. nP.
EXPENDITURE—A.—REVENUE ACCOUNT.		
I.—General Supervision, Collection of Revenue, etc.—		
A.—General Superintendence—		
(*a*) Assistant Municipal Commissioner's Office ...	39,397.19	
(*b*) Audit and Accounts Establishment	24,043.33	
B.—Collection of Revenue—		
(*a*) Property and Wheel Tax Establishment	52,249.00	
C.—Upkeep of Municipal Offices in the Extended Suburbs ...	...	
D.—Miscellaneous Charges	35,522.77	
E.—Election Expenses (Proportionate cost to be borne by Budget 'F')	25,000.00	
		1,76,212.29
II.—Water Supply—		
A.—Maintenance	24,418.03	
B.—New Works	...	
		24,418.03
III.—Education—Primary		3,57,735.45
IV.—Reading Rooms and Libraries		3,151.75
V.—Public Health—		
A.—General Superintendence	26,909.30	
B.—New Works	...	
		26,909.30
VI.—Medical Relief—		
A.—Maternity Homes and Dispensaries—		
(*a*) Maternity Homes	24,049.74	
(*b*) Dispensaries	26,823.52	
C.—New Works	...	
		50,873.26
VII.—Street Cleansing and Conservancy and Halalkhore Service—		
A.—Street Cleansing and Conservancy	11,129.64	
B.—Collection, Loading, Removal and Disposal of Town Refus	1,33,311.80	
C.—Halalkhore Service	64,554.07	
D.—Upkeep of Motor Vehicles	78,088.96	
E.—New Works	...	
		2,87,084.47
VIII.—Roads, Drains and Public Lighting—		
A.—General	23,625.35	
B.—Maintenance of Roads	1,23,246.62	
C.—Public Lighting	1,34,478.29	
D.—New Works	...	
		2,81,350.26
IX.—Mechanical		...
X.—Buildings, Land Acquisition and Management		31,945.78
XI.—Fire Brigade		...
XII.—Licensing, Removal of Ecroachments on Public Streets and Administration of Shops and Establishment Act, 1948 ...		
A.—Licensing Establishment		8,822.27
XIII.—Gardens and Open Spaces—		
A.—Maintenance	7,127.46	
B.—New Works	...	
		7,127.46
XIV.—Markets and Slaughter Houses—	...	
A.—Markets and Slaughter Houses	5,537.77	
B.—New Works	...	
		5,537.77
XV.—Miscellaneous—		
A.—Provident Fund, Pensions, etc.	49,309.66	
B.—Dearness Allowance	3,77,847.19	
C.—Grants-in-aid to Public Institutions ...	820.50	
		4,27,977.35
XVI.—Debt Charges		...
Total.—Expenditure—A.—Revenue Account ...		16,89,145.44

APPENDIX No. 11—(*Contd.*)

	Details.	Total.
	Rs. nP.	Rs. nP.
EXPENDITURE—B.—CAPITAL ACCOUNT.		
I.—General Supervision, etc.	...	
II.—Water Works	15,17,562.86	
III.—Education—Primary	...	
IV.—Education—Secondary	...	
V.—Public Health Department	...	
VI.—Medical Relief and Education	1,31,054.38	
VII.—Street Cleansing, etc.	...	
VIII.—Roads, Drains and Public Lighting	47,354.31	
IX.—Mechanical	...	
X.—Buildings, Land Acquisition, etc.	...	
XI.—Fire Brigade	...	
XII.—Licensing, etc.	...	
XIII.—Gardens and Open Spaces	...	
XIV.—Markets and Slaughter Houses	...	
XV.—Village Amenities	...	
Advances for purchase of Plant and Machinery ...	...	
Discount and Other Charges	22,500.00	
Total.—Capital Account—Expenditure ...		17,18,471.55
EXPENDITURE—C.—SUSPENSE ACCOUNT.		
I.—Sinking and Special Fund Accounts—		
Loan Redemption Fund Account—		
(*b*) Provident Fund Account	2,136.97	
II.—Paper and Cash Accounts—		
(1) Sinking Fund	...	
(2) Special Funds	...	
(3) Surplus Funds	...	
(4) Loan Funds—	94.45	
State Bank of India and other Local Banks on account of Sundry Deposits	34,07,700.00	
		34,09,931.42
III.—Suspense Accounts—		
Deposit Accounts	8,34,632.51	
Advances for demolition of unauthorised structures and for removal of unsafe buildings in the Suburbs	...	
Advances Departmental Works	...	
Advances for purchase of Petrol	...	
Advances Private Works	...	
Advances for Improvement of Private Streets	...	
Advances—Municipal Contractors	...	
Advances—Sundries—Miscellaneous Advances	3,83,451.03	
Advances—Cost of Revision of Grades of Suburban Staff ...	...	
Advances—Municipal Officers—		
(*a*) Dishonoured Cheques	42,813.15	
(*b*) Standing Advances for Contingent Expenses ...	...	
(*c*) Motor Cars and Motor Cycles to Officers ...	...	
(*d*) Cycle Advances to Subordinates ...	...	
Provident Fund—Extended Suburbs	1,02,280.38	
Plant and Machinery to be purchased out of Surplus Cash Balance	...	
Cheques Payable	73,05,054.89	
		8,68,491.96
Total.—Expenditure—C.—Suspense Account ...		1,20,78,163.38

SUMMARY.

Receipts.		Disbursements.
Rs.		Rs.
5,25,499.97	Balance on 1st April 1957	
27,28,185.45	A.—Revenue Account	16,99,145.44
33,20,866.00	B.—Capital Account	17,18,471.55
95,72,054.31	C.—Suspense Account	1,20,78,163.38
	Total ...	1,54,85,780.37
	z Balance on 3qst March 1957	6,60,825.36
1,61,46,605.73	Total ...	1,61,46,605.73

			Rs.
Bank's Reconciliation—			
z Balance as per Bank's Pass Book			15,19,662.74
Add—			
Revenue sent to the Bank on 31st March 1958 but acknowledged on 1st April 1958.			69,889.13
			15,89,551.87
Less—			
Uncashed Cheques			14,06,916.59
Balance in Banka as per Day Book (Column No. 19)			1,82,635.28
		Rs.	
Balance in Office in Government Promissory Notes, etc. ...		124,800.00,	
Balance in Office in Cash ...		3,53,390.08	
			4,78,190.08
Collection held in Office Treasury ...			6,60,82556

G. V. DAMLE,
Chief Accountant.

V. L. GIDWANI,
Municipal Commissioner.

APPENDIX No. 12.

Contrasted statement of total income and total expenditure of the Municipal Corporation of Greater Bombay —(Extended Suburbs).

Year.	Income.	Expenditure.	Difference.	
			Surplus.	Deficit.
	Rs.	Rs.	Rs.	Rs.
1957 (from 1-2-57 to 31-3-57)	3,52,962	3,05,511	45,451	...
1957-58	27,28,185	16,89,145	10,39,040	...

G. V. DAMLE,
Chief Accountant.

V. L. GIDWANI,
Municipal Commissioner.

ASSESSMENT AND COLLECTION (Subs.)

Shri B. G. Jadhav was in charge of the Department from 1-4-1957 to 15-5-1957 and from 15-7-1957 to 31-3-1958. Shri H. S. Sayyed acted as Dy. A. & C. (Subs.) and was in charge of the Department during the period 16-5-1957 to 13-7-1957 when Shri Jadhav was promoted as Ag. Assessor and Collector

Rates and Taxes.—The rates of taxation of buildings for the year were: General Tax (including fire tax) 17¾ per cent. and Halalkhore Tax at 3 per cent. The General Tax on properties in the villages specified in List I and on the buildings and lands occupied for industrial purposes in the areas in List II of the Bombay Act XXX of 1951—(An Act to amend the Bombay Municipal Corporation Act) was levied at 14 per cent. as per provisions contained in Bombay Act XL of 1956, and on properties in villages specified in List II thereof, the General Tax was levied at 10 per cent. only. Propeties in the villages having rateable values of Rs. 75 and under were exempted from the tax. The tax on vehicles and animals was levied at the maximum rates as mentioned in Schedule G. The rates for the supply of water by meter measurement varied from Rs. 0.75 to Rs. 2.40 per 1,000 gallons.

Properties.—The total number of properties on the 31st March 1958 was 42,731 as shown in Statement 'A'. Out of these properties 41,477 were assessed to General Tax, 972 were exempted from it under Section 143(1)(*a*) of the Bombay Municipal Corporation Act. The number of Municipal properties exempted during the year from General Tax under Section 143(1)(*b*) of the Bombay Municipal Corporation Act was 282.

There were 2,166; 1,110 and 456 properties newly assessed, enlarged and demolished, respectively during the year. The corresponding figures for the year 1956-57 were 1,603; 1,138 and 598. The number of single room tenements double room tenements and flats or blocks in the Suburbs on the 31st March 1958 was 84,454; 35,562 and 19,112, respectively.

Rateable Values.—The rateable value of all the properties in the Suburbs on the 31st March 1958 was Rs. 5,24,24,669 as against Rs. 4,94,60,710 on the 31st March 1957. It worked out to Rs. 102.74 (population 5,10,250) per head of population as aginst Rs. 96.94 in the preceding yaer. In 324 cases, the rateble value was Inereased by more than Rs. 2,000 each.

Vehicles and Animals.—Particulars of vehicles and animals taxed during the year exclusive of those taxes under the Public Conveyance Act are as under:—

Motor lorries	822
Motor cars (including taxies)	2,544
Trollies or Trailors	6
Motor cycle with side cars	16
Motor cycles	432
Four wheeled vehicles drawn by animals	12
Two wheeled vehicles drawn by animals	57
Hand Carts	642
Horses	3
Ponies	...
Bullocks	103

The total number of bills in respect of property taxes and wheel tax issued during the year was 1,19,432 and 19,166 respectively of which 1,15,537 and 18,110 respectively were for 1957-58 and 3,895 and 1,056 for the previous years. Out of 1,19,432 bills for property taxes bills numbering 22,754 were of water charges.

Total demand, collection and outstandings for previous years and for the year 1957-58.

(Amounts below half rupees omitted, those above half rupees taken as full rupees).

Years.	Particulars.	Outstandings on 1-4-1957.	Amount of bills issued in 1957-58.	Total Issue.	Amount of bills recalled and cancelled.	Gross Demand.	Amount involved in complaints pending against R. Vs. and issued at the end of the year.	Nett Demand.	Collection in 1957-58.	Percentage of collection to nett demand.	outstanding on 31-3-1958.	Percentage of outstanding to nett demand.	Percentage of locked up outstandings to nett demand.
		Rs.	Rs.	Rs.	Rs.	Rs.	Rs.	Rs.	Rs.	Rs.	Rs.	Rs.	Rs.
Previous Years	... Property Taxes ...	1,05,95,590	10,82,387	1,16,77,981	6,05,616	1,10,72,365	...	1,10,72,365	44,72,626	40.41	65,99,739	59.59	
1957-58	... Do. ...	...	1,65,84,148	1,65,84,148	9,99,542	1,55,84,606	20,76,139	1,35,08,467	1,00,84,819	74.65	34,23,648	25.35	
	Total Rs. ...	1,05,95,590	1,76,66,535	2,82,62,129	16,05,158	2,66,56,971	20,76,139	2,45,80,832	1,45,57,445	59.22	1,00,23,387	40.78	
Previous Years	... Wheel Tax ...	5,46,983	52,253	5,99,236	30,899	5,68,337	...	5,68,337	1,08,479	17.32	4,59,858	82.68	
1957-58.	... Do. ...	...	5,50,015	5,50,015	8,533	5,41,482	...	5,41,482	3,30,861	61.10	2,10,621	38.90	
	Total Rs. ...	5,46,983	6,02,268	11,49,251	39,432	11,09,819	...	11,09,819	4,39,340	39.59	6,70,479	60.41	
	Grand Total Rs. ...	1,11,42,573	1,82,68,803	2,94,11,380	16,44,590	2,77,66,790	20,76,139	2,56,90,651	1,49,96,785	58.38	1,06,93,866	41.62	16.15

Particulars of outstandings, as on 31st March 1958 :—

Particulars		Amount. Rs.	
(1) Central and Western Railways.	...	5,19,562	
(2) Amount locked up in attachment cases	...	22,61,921	
(3) Amount due by parties residing out of Bombay	...	49,686	
(4) Amount due from Government	...	7,66,800	
(5) Amount to be adjusted departmentally	...	46,935	
(6) Amount due from the Court Receiver and Official Assignee	...	1,79,985	
(7) Amount due from the Dy. Custodian of Evacuee Property	...	1,16,691	
(8) Amount held in deposit and pending adjustments	...	2,08,400	
			41,49,980
(9) Amount due from other ratepayers			65,43,886
Total outstanding	...		...1,06,93,866

Meter Hire.—Receipts from Meter Hire amounted to Rs. 1,16,567 as against Rs. 1,29,337 in 1956-57, Rs. 83,739 remained to be collected at the end of the year.

Exemption.—The amount of full exemption allowed in respect of General Tax on prperties entitled to such exemption under Section 143(1*a*) (1*b*) and partial exemption under Sections 144(3) and 145(3) was Rs. 3,47,519.36.

REFUND—

Year.	No. of claims received.	No. of claims admitted.	No. of claims rejected.	Amount. Vacancy.	Over-collection.	Total.
				Rs.	Rs.	Rs.
1957-58	5,997	5,358	639	39,854.58	1,19,739	1,59,593.58

Drawback.—10 claims for drawback were received during the year and all these claims were rejeceted as none of them fulfilled the conditions prescribed in that respect.

Complaints and Appeals against Rateable Value.—3,296 complaints were registered during the year under report, out of which 1,851 complaints were registered under Section 167 of the Act and 1,445 were registered under Section 162 of the Act. There were 46 appeals against rateable values under Section 217 of the Municipal Act. Of these 1 was withdrawn, 5 were compromised and 40 were pending on 31st March 1958.

Suits.—No suits were filed against ratepayers for recovery of taxes during the year under report.

Miscellaneous Receipts.—Miscellaneous receipts realized from notice of demand, Distress Warrants, Bataki fees, Inspection fees and other item amounted to Rs. 46,526. The number of Notices of Demand issued and served and Distress Warrants issued and executed during the year was 10,154, 9,581 and 8,247 and 851, respectively.

Urban Immoveable Property Tax.—The rates of taxation during the year 1957-58 continued to be the same as in the preceding year, *viz.*, 5 per cent. in the case of buildings and lands, the rateable values of which were more than Rs. 2,000 in each case and 2½ per cent. in the case of buildings and lands, the rateable values of which were 2,000 or below but not less than Rs. 500 in each case. The rates in respect of village properties were 3 per cent. in case of buildings and lands, the rateable values of which were more than Rs. 2,000 in each case and 1½ per cent. in case of buildings and lands, the rateble values of which were Rs. 2,000 and below in the areas specified in List I of the Bombay Act XXX of 1951—An Act to amend the Bombay Municipal Corporation Act and 2 per cent. in the case of buildings and lands the rateable values of which were more than Rs. 2,000 in each case and 1 per cent. in the case of buildings and lands the rateable values of which were Rs. 2,000 and below in the areas spefied in List II of the Act. The properties having value of Rs. 499 and below were exempted. The properties falling in the same locality are grouped together for the levy of this tax.

The net demand in respect of this tax was Rs. 32,37,166 (including the arrears of Rs. 14,18,114 as on 1st April, 1957) and the amount collected was Rs. 16,59,723. The per centage of collection of Urban Immoveable Property Tax works out to 51.27.

General Remarks.—The area of the Suburban H to N Wards is extensive (over 66 square miles) and most of house-owners are middle class ratepayers. However, sustained drive was made by the Ward Staff to effect recovery of as many bills as possible. Necessary action as provided by law including levy of attachment of immoveable Property for non-payment of Municipal taxes was pressed wherever necessary. An amount of Rs. 1,49,95,785 was collected during the year under report as against an amount of Rs. 1,38,56680, collected during the year 1956-57.

There was no occasion during the year on which the provisions of the Bombay Municipal Servants Act had to be brought into effect.

Both the Indoor and Outdoor staff worked with appreciable zeal and devotion.

B. G. JADHAV,

Dy. Assessor and Collector (Subs. and Extd. Sub).

STATEMENT 'A'.

Classification of properties according to use.

Serial No.	Particulars.		Total No.	Approximate rateable value (In lacs of Rupees.)
1	Buildings for residential purposes	...	34,955	331.74
2	Buildings for business purposes	...	1,753	45.85
3	Mills (Textile)	...	3	6.17
4	Factories	...	388	73.91
5	Petrol pumps and service stations	...	55	1.37
6	Stables	...	685	11.16
7	Garages (separately assessed)	...	490	1.96
8	Godowns	...	174	3.03
9	Religious properties (Temples, Mosques, etc.)	...	231	2.51
10	Charitable properties (Dharmashalas, etc.)	...	163	1.54
11	Educational Institutions	...	155	5.69
12	Gymnasia, play-grounds, etc.	...	16	1.05
13	Cinema, Theatres and Studios etc.	...	32	4.64
14	Markets	...	33	1.55
15	Quarries	...	40	1.64
16	Salt Pans	...	21	2.00
17	Hospitals and Asylums	...	50	3.51
18	Lands	...	2,970	12.86
19	Properties and lands belonging to Government and Railways		517	12.06
	Total	...	42,731	524.24

STATEMENT 'B'.

Rateable value with the gross Demand of the property taxes.

(In lacs of rupees).

Ward and Year	Rateable Value	General Tax		Halalkhore Tax		Water charges by meter measurement		Total Demand
		Rate	Demand	Rate	Demand	Rate	Demand	
H to N Wards ... 1953-54	348.91	17½ and 10 per cent. on chargeable villages.	62.30	3 per cent.	8.50	As 12 to 2-4-0 per 1000 gallons.	Rs. 29.38	100.18
H to N Ward ... 1954-55	453.11	17½ and 12 per cent on villages specified in List I of Bombay Act xxx of 1951 and on properties occupied for industrial purposes in the areas specified in List II of that Act and 8 percent on properties falling in List II of the said Act.	76.36	3 per cent.	8.95	As 12 to 2-6-0 per 1,000 gallons.	Rs. 34.67	119.98
H to N Ward ... 1955-56	497.23	17½ and 12 percent on villages specified in List I of Bombay Act xxx of 1951 and on properties occupied for industrial purposes in the areas specified in List II of that Act and 8 per cent on properties falling in List II of the said Act.	84.74	3 per cent.	9.17	As 12 to 2-6-0 per 1000 gallons.	Rs. 39.39	133.30
H to N Ward ... 1956-57	494.60	17½ and 14 per cent. on villages specified in List I of Bombay Act xxx of 1951 and on properties occupied for industrial purposes in the areas specified in List II of that Act and 10 per cent. on properties falling in List II of the said Act.	103.46	3 per cent.	9.97	As. 12 to 2-6-0 per 1000 gallons.	Rs. 40.48	153.91
H to N Wards ... 1957-58.	524.24	17½ and 14 per cent on villages specified in List I of Bombay Act XXX of 1951 and on properties occupies for industrial purposes in the areas specified in List II of that Act and 10 per cent on properties falling in List II of the said Act.	89.68	3 per cent.	9.78	Rs. 75 to Rs 2.40 ptt 1000 gallons.	46.61	146.07

Note: The gross demand of the property taxes for the year 1956-57 is inflated on account of double issue of bills on account of modification of the rateable values of the properties owned by Messrs. Burmah Shell Refineries, Ltd., Standard Vacuum Refineriug Co. of India, Ltd., and the Bombay Housing Board on the investigation of complaints.

STATEMENT 'C'

Statement showing the classification of properties assessed to taxes according to their rateable values (1957-58.) in the Suburban (H to N) Wards

Category		No. of properties
Rateable value upto Rs. 200	...	11,163
R. V. between Rs. 201 and Rs. 300	...	4,874
R. V. between Rs. 301 and Rs. 400	...	3,934
R. V. between Rs. 401 and Rs. 500	...	3,176
R. V. between Rs. 501 and Rs. 750	...	4,310
R. V. between Rs. 751 and Rs. 1,000	...	3,875
R. V. between Rs. 1,001 and Rs. 1,500	...	3,665
R. V. between Rs. 1,501 and Rs. 2,000	...	2,566
R. V. between Rs. 2,001 and Rs. 5,000	...	3,609
R. V. between Rs. 5,001 and Rs. 10,000	...	1,054
R. V. between Rs. 10,001 and Rs. 20,000	...	365
R. V. between Rs. 20,001 and Rs. 30,000	...	71
R. V. between Rs. 30,001 and Rs. 40,000	...	28
R. V. between Rs. 40,001 and Rs. 50,000	...	15
R. V. between Rs. 50,001 and Rs. 1,00,000	...	15
R. V. between Rs. 1,00,001 and Rs. 1,50,000	...	6
R V. between Rs. 1,50,001 and Rs. 2,00,000	...	1
R. V. between Rs. 2,00,001 and Rs. 2,50,000	...	...
R. V. between Rs. 2,50,001 and Rs. 3,00,000	...	1
R. V. between Rs. 3,00,001 and Rs. 3,50,000	...	...
Rateable. Value over Rs. 3,50,000	...	3
	Total ...	42,731

ASSESSMENT AND COLLECTION DEPARTMENT

(Extended Suburbs).

Shri B. G. Jadhav was in charge of the Department from 6th May 1957 to 15th May 1957 and again from 15th July 1957 to 31st March 1958. Shri H. S. Sayed acted as Deputy Assessor and Collector (Suburbs) and was in charge of the Department during the period 16th May 1957 to 13th July 1957 when Shri B. G. Jadhav was promoted as Acting Assessor and Collector.

Rates and Taxes.—The rates of taxes during the year under report were.—House Tax and Consolidated Tax: 17½ per cent. in the areas of the defunct Municipality of Mulund, 15 per cent. in the areas of the defunct Municipality of Borivli, 12½ per cent. in the areas of the defunct Municipalities of Malad and Kandivali, 10 per cent. in the areas of the defunct Village Panchayat of Goregaon and 8 per cent. in the areas of the defunct Village Panchayat of Dahisar, Special Sanitary Cess Rs. 4 per month per privy seat in the areas of the defunct Municipality of Malad, Rs. 2 per month per privy seat in the areas of the defunct Municipalities of Kandivali, Borivali nd Village Panchayats of Goregaon and Dahisar and at 5 per cent. of the rateable value in the areas of the defunct Municipality of Mulund. General Sanitary Cess.—Rs. 4 per year per structure in the areas of the defunct Village Panchayat of Goregaon and at Rs. 4 per year per house where Annual Letting Value is above Rs. 45 and Rs. 0-4-0 per house where Annual Letting Value is Rs. 45 or less. The tax on vehicles and animals was levied in the areas and at the rates shown in the Appendix No. II attached to the Budget Estimates 'F' for the year 1957-58.

Properties.—The total number of properties on the 31st March 1958 was 16,027 as shown in statement 'A'

There were 1182, 241 and 46 properties newly assessed, enlarged and demolished, respectively during the year. The number of Single-room tenements, Double room tenements and flats or blocks in the areas of the Extended Suburbs on the 31st March 1958 was 20,748; 14,079 and 3,979 respectively.

Rateable Value.—The rateable value of all the properties in the Extended Suburbs on the 31st March, 1958 was Rs. 1,52,78,067 as against Rs. 1,41,36,225 on the 31st March 1957. It worked out to Rs. 138.22 (population 1,10,533) per head of population as against Rs. 127.89 in the preceding year. In 166 cases the rateable value was increased by more than Rs. 2,000 each.

Vehicles.—Particulars of vehicles taxed during the year under report were:—

Motor Lorries	...	50
Motor Car (including taxies)	...	85
Motor cycles with side cars	...	...
Motor cycles	...	3
Four wheeled vehicles drawn by animals	...	8
Two wheeled vehicles drawn by animals	...	21

The total number of bills in respect of property taxes and wheel tax issued during the year was 18,052 and 167 respectively of which 17,056 and 166 respectively were for 1957-58 and 996 and 1 for the previous years.

Total demand, collection and outstandings for previous years and for tye year 1957-58

(Annas and pies are omitted. Amounts above annas eight are taken as full rupee and those below annas eight omitted)

Years.	Particulars.	Outstandings on 1-4-1957.	Amount of biss issued in 1957-58.	Total issue.	Amount of bills recalled and cancelled.	Gross Demand.	Amount involved in complaints pending against R. Vs. and issued at the end of the year.	Nett demand.	Collection in 1957-58.	Percentage of collection to nett demand.	outstanding on 31-3-1958.	Percentage of outstanding to nett. demand.	Percentage of locked up outstanding to nett demand.
		Rs.	Rs.	Rs.	Rs.	Rs.	Rs.	Rs.	Rs.	Rs.	Rs.	Rs.	Rs.
Previous Years	... Property Taxes ...	26,87,140	64,191	27,51,331	13,318	27,38,013	...	27,38,013	9,49,003	34.66	17,89,010	65.34	...
1957-58	... Do. ...	...	29,77,780	29,77,780	2,59,885	27,17,895	4,47,471	22,70,424	10,90,248	48.02	11,80,176	51.98	...
	Total ...	26,87,140	30,41,971	57,29,111	2,73,203	54,55,908	4,47,471	50,08,437	20,39,251	40.72	29,69,186	59.78	...
Previous Years	... Wheel Tax ...	17,179	48	17,227	85	17,142	...	17,142	2,018	11.77	15,124	88.33	...
1957-58	... Do. ...	...	9,595	9,595	...	9,595	...	9,595	4,640	48.36	4,955	51.64	...
	Total ...	17,179	9,643	26,822	85	26,737	...	26,737	6,658	24.90	20,079	75.10	...
	Grand Total ...	27,04,319	30,51,614	57,55,933	2,73,288	54,82,645	4,47,471	50,35,174	20,45,909	40.63	29,89,265	59.47	24.65

Particulars of outstandings as on 31st March, 1958:—

Particulars		Amount	
		Rs.	
(1) Amount of taxes, the levy of which is declared illegal	...	8,55,817	
(2) Central and Western Railway	...	6,290	
(3) Amount locked up as the parties are not traceable	...	30,236	
(4) Amount due by parties residing out of Bombay	...	11,672	
(5) Amount due from Government	...	2,39,450	
(6) Amount to be adjusted departmentally	...	3,612	
(7) Amount due from the Court Receiver and Official Assignee	...	5,826	
(8) Amount due from the Deputy Custodian of Evacuee Property	...	2,737	
(9) Amount held in deposit and pending adjustment	...	79,000	
			12,34,640
(10) Amount due from other ratepayers	...		17,54,625
	Total ...		29,89,265

Exemption.—In all 203 properties which were exempted from the levy of Municipal taxes were entered in the Assessment List but their Valuation was not shown therein as per the practice followed by the defunct Local bodies.

Refund.—In all 45 claims for refund of taxes 15 on account of vacancy and 30 on account of over collection were received during the year under report and they were pending final disposal on 31st March 1958.

Complaint and Appeals against Rateable Values.—2,392 Complaints were registered during the year under report, out of which 624 complaints were registered under Section 167 of the Act and 1,768 were registered under Section 162 of the Act.

There were 20 appeals against rateable values and they were pending decision on 31st March 1958.

Miscellaneous Receipts.—Miscellaneous receipts realised from Notices of Demand, Inspection fees and other items amounted to Rs. 5,714. The number of Notices of Demand issued and served and Distres Warrants issued during the year was 10,154, 9,581 and 1,084 respectively.

Urban Immoveable Property Tax.—The rates of taxation during the year 1957-58 were 7 per cent. in the case of buildings and lands, the rateable Values of which were Rs. 1,000 and above in each case and 3½ per cent. in the case of buildings and lands, the rateable values of which were Rs. 999 or below but not less than Rs. 200 in each case in the areas of the defunct Municipalities of Malad and Kandivali and 6 per cent. in the case of buildings and lands, the rateable values of which were Rs. 1,000 or above in each case and 3 per cent. in the case of buildings and lands, the rateable values of which were Rs. 999 or below but not less than Rs. 200 in each case in the areas of the defunct Municipalities of Borivali and Mulund. The properties having rateable values of Rs. 199 and below were exempted. The properties falling in the same locality and owned by the same person are grouped together for the levy of this tax. The tax was not levied in the areas of the defunct Village Panchayats of Goregaon and Dahisar and it was also not levied in the areas which had no local bodies prior to their merger with Bombay Municipal Corporation.

The net demand in respect of this tax was Rs. 13,15,555 (including the arrears of Rs. 7,88,643 as on 1st April, 1957) and the amount collected was Rs. 4,08.803. The percentage of collection of Urban Immoveable Property tax works out to 31.07.

General Remarks.—The charge of the Assessment and Collection Section of the Extended Suburbs was taken over by this Department on 6th May 1957 from the Assistant Municipal Commissioner and the procedur followed by this Department was introduced there in all respects from 1st June 1957. The area of the Extended Suburbs is extensive (over 75 square miles) and most of the ratepayers are middle class house owners. They are also not conversant with the procedure of this Corporation. Moreover, the levy of taxes by the *Ex* Local bodies, *viz.*, Malad Municipality, Kandivali Municipality and Borivali Municipality in their respective areas for some year sprior to merger has been declared illegal by the Courts, and some of the ratepayers who have paid the taxes for these years have served statutory notices claiming refund of the taxes paid by them. However sustained efforts were emade by the Deputy Superintendents of P, R and T Wards with the help of the Ward Inspectors most of whom are the employees of the *Ex*-Local bodies and who are yet new to the working of the Department to effect recovery of as many bills as possible and an amount of Rs. 20,45,909 was collected during the year under report.

There was no occasion during the year on which the provisions of the Bombay Municipal Servants' Act had to be brought into effect.

Both the Indoor and Outdoor staff worked with appreciable zeal and devotion.

B. G. JADHAW.

Deputy Assessor and Collector
(Suburbs and Extd. Suburbs).

Statement "A".

Classification of properties according to user.

Serial No.	Particulars.	Total No.
1	Buildings for residential purposes	13,469
2	Buildings for business purposes	1,324
3	Mills (Textile)	...
4	Factories	496
5	Petrol pumps and service stations	8
6	Stables	333
7	Garages (separately assessed)	89
8	Godowns	80
9	Religious properties (Temple, Mosques, etc.)	52
10	Charitable properties (Dharmashal as, etc.)	18
11	Educational Institutions	29
12	Gymanasia, play-ground, etc.	1
13	Cinema, Theatres and Studios, etc.	12
14	Markets	10
15	Quarries	1
16	Salt Pans	...
17	Hospitals and Asylums	10
18	Lands	4
19	Properties and lands belonging to Government and Railways	91
	Grand Total ...	16,027

Statement 'B'

Statement showing the classification of properties assessed to taxes according to their rateable value (1957-58) in the Suburban (Extd. P, R & T) Wards.

Particulars.	No. of properties
	Rs.
Rateable Value upto Rs. 200 ...	5,946
Rateable Value upto Rs. 201 and Rs. 300 ...	1,528
Rateable Value upto Rs. 301 and Rs. 400 ...	1,146
Rateable Value upto Rs. 401 and Rs. 500 ...	862
Rateable Value upto Rs. 501 and Rs. 750 ...	1,485
Rateable Value upto Rs. 751 and Rs. 1,000 ...	1,130
Rateable Value upto Rs. 1,001 and Rs. 1,500 ...	1,429
Rateable Value upto Rs. 1,501 and Rs. 2,000 ...	823
Rateable Value upto Rs. 2,001 and Rs. 5,000 ...	1,320
Rateable Value upto Rs. 5,001 and Rs. 10,000 ...	259
Rateable Value upto Rs. 10,001 and Rs. 20,000 ...	58
Rateable Value upto Rs. 20,001 and Rs. 30,000 ...	10
Rateable Value upto Rs. 30,001 and Rs. 40,000 ...	2
Rateable Value upto Rs. 40,001 and Rs. 50,000 ...	3
Rateable Value upto Rs. 50,001 and Rs. 1,00,000 ...	25
Rateable Value upto Rs. 1,00,001 and Rs. 1,50,000 ...	1
Rateable Value upto Rs. 1,50,001 and Rs. 2,00,000 ...	.....
Rateable Value upto Rs. 2,00,001 and Rs. 2,50,000 ...	.....
Rateable Value upto Rs. 2,50,001 and Rs. 3,00,000 ...	.....
Rateable Value upto Rs. 3,00,001 and Rs. 3,50,000 ...	.....
Rateable Value upto over Rs. 3,50,000 ...	.....
Total ...	16,027

CITY ENGINEER'S DEPARTMENT (Sub.)

Shri K. B. Carnac, B.E., M.I.E., M.I.C.E., held the office of the City Engineer during the year. Shri D. D. Dawalbhakta, B.E. (Civil), A.M.I.E., held the post of the Assistant Engineer, 1st Grade (Suburbs) from 1st April 1957, to 31st March 1958.

The distribution of the technical staff is shown in the table in Appendix A-1.

A.—UNKEEP, MAINTENANCE AND REPAIRS OF MUNICIPAL PROPERTIES

(1) *Buildings.*——An amount of Rs. 20,484 was spent during the year on normal repairs and monsoon works on about 111 Municipal buildings in the Suburbs. The repairs works were carried out either departmentally or through the Petty Works Contractors. The expenditure on the Departmental Works including special repairs booked during the year was Rs. 18,037 as against Rs. 14,987 on the works carried out through the Petty Works Contractors. Plans and estimates amounting to Rs. 22,37,618.00 for repairs and new works were prepared for Budget purposes as per the requisitions from the various departments.

(2) (*i*) *Roads.*—The total mileage of the roads in the Suburbs is about 192.00 comprising 12.18 miles of water-bound roads, 152.15 miles of asphlat roads, 13.49 miles of concrete roads and about 14.18 miles of unmetalled roads. Normal maintenance of the asphalted roads was carried out during the year at a total cost of Rs. 7,57,315 The water-bound and kutcha roads, covering an area of about 53,000 Sq. Yds. were watered on alternate days. One water-bound road was asphalted during the year, as per the details shown in Appendix A-(2), at a total cost of Rs. 11,389 from the provision in Revenue Budget.

(*ii*) *Foot-paths.*—New foot-paths on the following two roads were under constructin during the year.

(*a*) Bombay Agra Road from Kurla Police Station to Kurla Andheri Road.

(*b*) Ghodbunder Road—Andheri, Khar Bandra.

(*iii*) *Street name boards.*—Rs. 5,578 were spent on fixing new street boards and on repairs to the existing street boards in the Suburbs.

(3) *Street lighting.*—Two graphs showing (*i*) the number of lamps of different wattages on the various roads in the Suburbs as on 28th February 1958 and (*ii*) monthly expenditure on account of lihgting indifferent wards and the total cost of lighting during the year under review, are shown in Appendix A (3) and (4). The number of the lights increased from 6,210 to 6,539 during the year and the yearly expenditure increased from Rs. 5,11,793 to Rs. 5,70,613.

(4) *Sewers and drains.*—(*i*) The work of Cleansing of sewers and open drains was attended to and total silt removed during the year was 50,120 Cft.

(*ii*) *Storm Water Drains.*—Cleaning of open kutcha drains was attended to from time to time. Proposals for paving some of the kutcha drains are being submitted. To prevent accumulation of debris, etc., in the drains it is necessary that all the open drains are covered so as to facilitate proper maintenance.

(5) *Miscellaneous. Ferry Service.*—The ferry service running between Versova and Madh Island was maintained. The total receipts during the year amounted to Rs. 18,625.88 as against the expenditure of Rs. 12,102,

B.—CONSTRUCTION WORKS UNDER LOAN WORKS PROGRAMME

Works other than the Sewerage Schemes—

(*a*) The detailed information regarding the works completed and those in progress is given in Appendix A (5).

(*b*) Improvements of private roads—Action under Section 377(1-A) of the B.M.C. Act, was taken for the improvement of the following roads.

(*i*) Private road known as Sanghani Esate road off Bombay Agra Road, Ghatkopar.

(*ii*) Road to Mahindra and Mahindra Co.'s Factory at Bhandup.

(*c*) *Village amenities.*—Several works carried out under the 'Village amenities Fund,' consisted mainly of providing approach roads to different villages and improvement of internal lanes by either asphalting or concreting as shown in *Appendix A* (6). Plans and estimates for other amenities in the different villages were under preparation.

(*d*) *Measures to reduce floodings.*—Several proposals as per *Appendix A* (7) were submitted to relieve flooding in different areas of the Suburbs.

(*e*) *Public sanitary conveniences.*—A 16 seated Aqua privy block was constructed at Kacharpatti, Ghatkopar during the year. The total expenditure booked during the year on the above works amounted to Rs. 10,237.

C.—INSPECTION AND SUPERVISING OF PRIVATE BUILDINGS

(*i*) New Constructions—1,622 appliations were received regarding the erection of new buildings and for additons and alterations to the existing buildings, out of which 1,017 were under Section 337, and 605 under Section 342 of the Bombay Municipal Corporation Act. 572 Proposals were amended during the year. The total number of buildings newly constructed (including those wherein additions and alterations were made) by private enterprise were 435 during the year. Out of this 275 were residential and the remaining non-residential. The total buildings constructed by the Co-operative housing societies and by the employers for their employees

were 30 and 7 respectively. The *Appendix* A (8) shows the number of tenements constructed during the year under report.

In all 663 Completion Certificates were received and disposed of after inspection on site and 276 buildings were sanctioned for occupation.

(*ii*) During the year, sanction of the Standing Committee for the removal of unauthorised structures was obtained in 195 cases. In addition 278 cases of the previous year were pending disposal. Unauthorised works in 47 cases were removed by the parties themselves while in 24 cases the works were removed departmentally.

(*iii*) *Complaints from the Public.*—In all 2,495 complaints were received from the public during the year. All these were investigated and remedial measures taken. In 996 cases action was under progress.

(*iv*) *Notices issued.*—In all 1822 notices were issued under different sections of the Bombay Municipal Corporatin. Act. This number includes 307 notices issued under Section 354 of which 71 were complied with while action in 236 cases was still pending. 700 prosecutions were launched against the house owners for non-compliance with the Municipal requisitions. The results of the proceedings are given in *Appendix* A-9.

(*v*) *Building collapses.*—16 buildings or portions thereof collapsed during the year. There were no casualties.

(*vi*) *Cement authorisations to private house-owners.*—Cement continued to be in short supply and the work of issuing authorisations for cement to private house-owners for urgent and essential repairs to their buildings was continued during the year. Authorisations for release of about 306.45 tons of cement were issued during the year after scrutiny of the applications and inspection of works on site.

(*vii*) *Set-back lands added to the public roads.*—The total area of the set-backs-lands added to the roads during the year was 9066.52 Sq. Yds. The important set-backs added to the roads were:—

(*a*) At Ghodbunder Road, Andheri.

(*b*) At Mahatma Gandhi Road, Ghatkopar.

(*c*) Bombay Agra Road, Ghatkopar.

The total compensation paid during the year amounted to Rs. 13,224.

(*viii*) *City Survey.*—(*a*) The Collector took in hand the survey of the Vile Parle area and the work of inquiry was in progress.

(*b*) During the year the regular lines were sanctioned by the Municipal Commissioner under Section 297 (1)(*a*) of the Bombay Municipal Corporation Act, in respect of roads mentoned in *Appendix* A-10.

(*c*) The regular line sanctioned previously on the Kurla Andheri road was revised with the approval of the Corporation under their Resolution No. 451 dated 19th July 1957. The revised width is 70' and 100', against the previous sanctioned width of 100 and 150 feet.

A proposal for revising the sanctioned regular line of Sion Trombay Road has been prepared after carrying out a detailed survey of Sion Trombay Road and is being submitted for administrative approval.

D.—TOWN PLANNING SCHEMES, SUBURBS

The Town Planning Section during the year under report had a busy programme.

(A) DRAFT TOWN PLANNING SCHEMES

The position regarding the four new draft Town Planning Schemes which were before the Arbitrator, during the preceding year was as follows.

(I) Town Planning Scheme No. X—Bandra

The final scheme as sanctioned by the Government came into force from 1st January 1958. However f the printed books of the scheme were awaited from the Government Printing Press for the implementation o, the scheme.

(II) Town Planning Scheme No. III—Ghatkopar

(III) Town Planning Scheme No. VI—Santacruz

The Old Town Planning Act of 1915 was repeated by the new Town Planning Act of 1954 with effect from 1st April 1957. In the new Act the Tribunal of Arbitration under the provisions of the Old Act has been replaced by the Board of Appeal. Accordingly, Shri M. A. Sakhardande, Judge of the City Civil Court was appointed President of the Board of Appeal in respect of these Schemes, who subsequently appointed the Assessors. The Board of Appeal concluded hearing of appeals in respect of both of the above Schemes, and its decision, was awaited. Thereafter the Town Planning Officer (Arbitrator) will forward the final Schemes to Government for final approval.

(IV) Town Planning Scheme No. V—Santacruz

The Town Planning Officer declared his Award in respect of this Scheme on 17th February 1958 calling for appeals against the Arbitrator's Award which will be heard by the Board of Appeal in due course.

(B) Proposed new Schemes

(I) Town Planning Scheme No. V—Vile Parle

The work of City Survey was not completed. In view of the Government's intention to change the alignment of the Western Express Highway passing through this area the proposed layout was expected to change. Mean-while in order to give facility to the plot owners of this Scheme as well as to the residents of Vile Parle area, one of the proposed scheme roads *viz.*, Azad Road Extension was being constructed so as to join the same to Ghodbunder Road through the Railway Culvert by a sub-way.

(C).—Variation of the Schemes

(I) Varied Town Planning Scheme Nos. IV and V—Bandra

The Town Planning Officer (Arbitrator) concluded his proceedings and Awards in respect of both of the Schemes which were published on 31st March 1958. The Government appointed Shri Sakhardande, Judge of the City Civil Court as the President of the Board of Appeal before which the Appeals made against the Town Planning Officer's Award in respect of both these varied Schemes will be heard.

(II) Varied Town Planning Scheme No. III—Bandra

The Draft Town Planning Scheme (Final) (Varied) submitted to Government by the Bombay Municipal Corporation having been sanctioned by the Government the appointment of a Town Planning Officer for the Scheme was awaited.

(III) Variation of Town Planning Scheme Ghatkopar No. I, Bandra No. II and Santacruz No. III and IV

The draft varied Schemes were sanctioned by Government and Shri B. T. Talim, Assistant Consulting Surveyor to Government of Bombay, Bombay has been appointed as a Town Planning Officer in respect of these four Schemes.

(IV) Variation of Town Planning Scheme Nos. I, IV, IV A and VI of Vile Parle

The draft varied Schemes in respect of these three Schemes were duly prepared in consultation with the owners of the plots and the same were published on 28th November 1957 as approved by the Corporation under their Resolution Nos. 1047, 1048 and 1049 dated the 14th November 1957 respectively. The draft schemes were kept open for public inspection for a period of one month from the date of publicaton and objections, if any, were invited. After considering the objections received and making suitable modifications the Schemes were submitted to Government after being approved by the Corporation under their Resolution Nos. (1) 2145, (2) 2146 and (3) 2147, dated the 24th March 1958 respectively. The Government approval to the draft varied schemes and the appointment of the Town Planning Officer were being awaited.

(V) Proposed variation of Town Planning Scheme No. VI, Bandra, No. 1, Santacruz No. III, Vile Parle and No. 1 Andheri

As per our policy of varying all the finalized Town Planning Schemes in the Suburbs, the above four, Schemes were taken up for variation. Accordingly, the Corporation under their Resoution Nos. (1) 1085 (2) 1087, (3) 1089 and (4) 1091 respectively, dated 18th November 1957 declared their intention to vary the above schemes which were published in the Government Gazette dated 5th December 1957 as required under Sec. 22(2) of the Bombay Town Planning Act 1954. Copies of the same were sent to Government as required under Section 22(3) of the said Act, requesting therein to suspend some of the offending regulations of the principal Schemes to avail to the owners the benefits of relaxation of regulations before the finalization of the varied Schemes Accordingly, the Government had suspended the offending regulations of the Schemes mentioned above.

As provided under the Town Planning Act of 1954, *vide* Section 23(1) the draft variations are to be published within a period of one year from the date of publication of intention to vary the Schemes. Accordingly the owners' meeting in respect of the Town Planning Scheme No. I Andheri and No. VI Bandra were held on, 15th March 1958 and 22nd March 1958 respectively. The owners' meetings in respect of the remaining two Schemes will be held shortly.

From the above it can be seen that so far 14 finalized Town Planning Schemes were taken up for variation out of the total of 20 in the Suburbs (excluding the Extended Suburbs).

(D) Commencement Certificates

267 applications were received from time to time during the year from the owners of the plots within the area under the various draft Town Planning Schemes as well as Schemes under variation, for the grant of Commencement Certificates. These were duly scrutinized and necessary certificates were issued as required under Section 29 of the Bombay Town Planning Act 1954.

The number of applications received for the grant of Commencement Certificates in respect of each of the Schemes and the number of proposals approved are indicated in Appendix A—11.

(E) Lay outs

(i) 5 layouts submitted by the owners were submitted to Standing Committee for approval.

A list of layouts for the sub-division of land into different plots sanctioned by the Municipal Commissioner with the approval of the Standing Committee under Section 303(1) of the Bombay Municpal Corporation Act, during the year, under reference, is given in Appendix A-12.

(ii) Amalgamtion and Sub division of Plots

121 proposls were received in respect of the above. These proposals were scrutinized and duly approved as detailed in Appendix A-13.

E.—MASTER PLAN AND ITS IMPLEMENTATION

(*1*) *Existing industries in the Suburban areas.*—A meeting was held during the year with the representatives of the Bombay Industries Association in connection with the issue of permits to factories already existing in the Suburban areas when it was decided that after inspection of the factories, the basis for granting permits will be reviewed and further steps taken.

(*2*) *Development of Trombay Island.*—The works of repairing the diversion road to Mahul and the Maraoli Washi road were completed. The work of finalization of alignment of Konya Hydro-Electric Power Line in consultation with the authorities was also completed.

OTHER DEVELOPMENTS

(*i*) Several sites suitable for locating industries and establishment of industrial estates in the Suburban Areas of Greater Bombay were examined. One site at Nari Seva Sadan, Ghatkopar, was selected for the establishment of an Industrial Estate. Further steps were being taken by the Bombay Industries Association in this respect.

(*ii*) Sites were inspected during the year for preparation of a scheme for segregation of milk cattle stables, and also for location and rehabilitation of Mankhurd Squatters' Colony. Some sites were approved and further action in these respects was being taken.

(*iii*) New sites at Goregaon, Kandivli and Govandi were selected for housing in connection with preparation of a scheme for the development of housing in the Suburban area and a tentative layout for Goregaon site was prepared. Various sites were explored for quarries and brick kilns in connection with the furtherance of housing activities.

(*iv*) *Extension the runways of the Santa Cruz Aerodrome.*—Alignment of the proposed diversion of the Western Express Highway was finalised and the proposal about the diversion of Andheri-Kurla road was under preparation at the end of the year.

(*v*) *Extension of Municipal Limits.*—Surveys of the areas in the extended suburbs for marking the existing land uses, was undertaken and was in progress at the end of the year.

(*vi*) *Atomic Energy Establishment.*—At the instance of the Atomic Energy Establishment, a survey for the development of access roads proposed by them was undertaken and proposals for widening the Sion-Trombay Road from Panjrapole to Trombay were prepared.

(*vii*) *Slaughter house at Deonar.*—Mr. Wennborg of the Food and Agriculture Organization, U.N.O., inspected the site at Deonar in connection with the proposed new slaughter house. Further report in this respect was awaited from him.

(*viii*) *Dharavi Tanneries.*—A tentative layout was prepared for the relocation of Dharavi Tanneries at Deonar.

F.—FACTORY SECTION

This Section issued 103 new permits and renewed 9 during the year. Prosecutions were launched in cases where the factories were found working without valid permit. During the year under report, 26 prosecutions were instituted of which 1 case was withdrawn as the party complied with the requirements before it came up for hearing. In 32 cases the parties were convicted and fined, and 1 case was pending at the end of the year. There was no acquittal. The total amount of fine recovered was Rs. 955.

G.—TRANSPORT BRANCH

(*i*) This Branch attended to the work of repairs and maintenance, both major and running, of refuse and cesspool vehicles and of other vehicles on Municipal duty in the Suburbs.

(*ii*) The Suburban Municipal fleet of vehicles consisted of 205 vehicles as per details shown in Appendix B—1.

(*iii*) *Special activity for augmenting the fleet.*—During the year under review 55 vehicles were purchased from the Military Disposal Depot and mechanical work on most of them was completed departmentally. Out of these vehicles, 16 were put on road, 13 for cesspool water removal service, 1 for towing night soil Trailer, 1 for general work and 1 Jeep for City. The staff for the repairs and maintenance work of Transport Section (Suburbs) was augmented. All these facts resulted in improving the transport position of Suburbs during the year.

(*iv*) There was a token strike on 13th July 1957 and a general strike on 18th September 1957 and 19th September 1957 of the Labour Staff but the provisions of the Bombay Municipal Servants' Act 1890 were not brought in to effect.

(*v*) There were no Awards of Adjudication during the year.

H.—Works under Sewerage Scheme in the Sububs

During the year under review, the work of laying sewers in Districts I, II and III comprising of Khar-Santa Cruz, Juhu-Vile Parle and Ghatkopar Chembur made further progress as follows :—

(a) Drainage District No. I

The following works which were taken in hand during the previous year were duly completed at an aggregate cost of Rs. 5,38,314 during the year under review :—

(*i*) Sewers in Town Planning Scheme III, Bandra.

(*ii*) Sewers in Chuim Village.

(*iii*) Sewer from Dadabhai Road extension to the Bombay Electric Supply and Tramways Depot at Santa Cruz.

(*iv*) Laying 4" gas main at Sant Cruz.

(*v*) Sewers in Palli Hill area.

(b) Drainage District No. II

The works for the third and fourth portion of the 48"—42" main sewer along 100' Road in Juhu Housing Colony were completed. The Corporation under their Resolution No. 1164 dated the 15th November 1956 had approved of detailed plans and estimates amounting to Rs. 37,81,372 for the work of laying branch sewers in Vile Parle. The work of laying sewers in the area to the west of Railway lines at Vile Parle which was taken in hand progressed satisfactorily. Similarly work on sewers along Juhu Lane and Juhu Housing Colony areas A and B were in progress. Detailed estimates amounting to Rs. 22,86,206 for laying sewers in Andheri (West) have been sanctioned by the Corporation under their Resolution No. 974, dated the 7th November 1957. With a view to undertaking the work of laying Sewers in the fully developed area of this district, the district has been divided into three parts, *viz.*, A, B and C. The work in area A, estimated to cost Rs. 3,74,614 was started and was in progress.

(c) Drainage District No. III

This drainage district comprises of three areas *viz.*, Kurla, Chembur and Ghatkopar.

(*i*) *Kurla area.*—The Corporation under their Resolution No. 852, dated the 27th September 1956 have approved of the detailed plans and estimates amounting to Rs. 13,63,447 for the work of remodelling the sewerage system of Kurla and laying new branch sewers therein. The works sanctioned include construction of additional manholes, vent-shafts, etc., on the existing sewers, laying of new branch sewers, provision of ejector for pumping out sewage from the low-lying area of Brahmanwadi and laying of 12" dia. rising main from the ejector to the Sewer. A provision of Rs. 50,000 is also made for rectifying the defects in the existing sewers Tenders were invited for the works of provision of additional manholes, vent-shafts, etc., on the existing sewers at Kurla and providing and laying branch sewers in the area South of Belgrami Road at Kurla. The works were started at the close of the year and were expected to be complete during the next year.

(*ii*) *Chembur area.*—The work of laying branch sewers in the developed localities of Chembur has been completed in all respects during the year.

The proposals for draining Kurla Kamgar Co-operative Housing society which were sanctioned earlier include—

(*a*) Providing and laying 24" dia. Sewer along Shell Colony Road and Eastern Express Highway from manhole 0 to 20 at Chembur.

(*b*) Providing and laying 24" dia. sewer from manhole 20 to 44.

Out of the abore two works, the first one is nearing completion. As soon as the second work which is in continuation of the first, is completed, it will be possible to drain the waste water from the tenements of the Kurla Kamgar Co-operative Housing Society.

The works for draining Sindhi Immigrants' Co-operative Housing Society at Chembur, sanctioned by the Corporation under their Resolution No. 1171 dated the 9th December 1957, will be started during the next year.

(*iii*) *Ghatkopar area.*—Works on all the main, branch and tributary sewers in Ghatkopar area were completed except those to be laid in area 'C,' the work on which was in progress. Regarding work of laying sewers in Town Planning Scheme III Ghatkopar which was sanctioned earlier was expected to be started during the ensuing year. This still leaves a large unsewered area between Kurla and Ghatkopar where the Government has proposed an Industrial Sub-Scheme. Schemes to drain this area as well as Church Ward and Halpadain Kurla, and Kirol Village in Ghatkopar area to the Ghatkopar Pumping Station estimated to cost Rs. 21,66,876 were prepared.

(d) Pumping Station and Purification Works

The construction work on the purification Works at Versova and Ghatkopar was carried out by contract and the plants were takenover for maintenance from the contractors during the latter part of the year, and were being put into commission. The work of construction of a pumping station at Khar was taken up, the civil work having been completed during the course of the year.

(e) House connections to the newly laid sewers.

When the sewers in the different areas started functioning, notices under Section 231 of the Bombay Municipal Corporation Act, were served with the sanction of the Standing Committee on the property owner for joining their house drains to the newly laid sewers. 528 notices were served, and in 273 cases, parties submitted their proposals. In 116 cases, the house owners carried out the works in compliance with the notices served on them.

(f) Subvention Scheme

In all 290 notices under Section 248(1)() of the Act were served against the house owner 161 privies were converted into water closets on full flushing system. The total amount of subvention paid durign the year was Rs. 1,52,644

(g) Street connections

In all 162 street connections from the premises to the newly laid sewers were given at Municipal cost The expenditure incurred during the year amounted to Rs. 35,432.

I.—CONSERVANCY BRANCH

Normal conservancy services were maintained throughout the suburbs and also in the Bombay Air Port, ChemburColony and the variousother Government and Military Establishments in the Suburbs.

The main services of the Conservancy Branch comprised of:—

(*i*) Cleansing of roads and foot-paths.
(*ii*) Collection, removal and disposal of refuse.
(*iii*) Collection, removal and disposal of night soil and cesspool contents.
(*iv*) Dog Licensing and Dog Destruction.
(*v*) Rat Destruction.
(*vi*) Removal and disposal of carcasses.
(*vii*) Labour Welfare and
(*viii*) Veterinary services.

I.—CLEANSING OF ROADS AND FOOT PATHS

The details as regards the area of roads and foot-paths swept, the frequency of sweeping is shown in Appendix C—1. Total surface area measuring 38,93,658 sq. yards was swept. The increase was due to the addition of new roads and footpaths.

(II) COLLECTION, REMOVAL AND DISPOSAL OF REFUSE

(*a*) *Collection.*—Household refuse was colleced in 745 Municipal dust-bins located at convenient places as against 737 in the previous year. Appendix C-2 gives details as regards the ward-wise distribution of the dust-bins. 87 cases under Section 372(*e*) of the Bombay Municipal Corporation Act for indiscriminate throwing of refuse and 184 for urinating were filed. Number of actions taken under Section 368 of the Act to enforce the provision of approved type of sanitary bins for the collection of household refuse was 61.

(*b*) *Removal and disposal.*—The details of the total quantity of refuse removed from the refuse bins and the dumping places and the frequency of the removal of refuse are shown in Appendix C—3. Most of the dust-bins were attended once a day. Out of the 60,846 tons of refuse collected, 55,200 tons were utilised for reclamation of Municipal lands, 5,646 tons sold to private parties for filling up wells and low-lyinglands in different wards as per details shown in the same Appendix.

(III) COLLECTION, REMOVAL AND DISPOSAL OF NIGHT SOIL

Collection and removal.—The ward-wise distribution of privies on basket system is given in Appendix C—4. Owing to the sewerage schemes 614 privies were either converted into water closets or demolished. The number of basket privies at the end of the year was 10,537.

Public Sanitary Conveniences.—The details as regards the locations and types of the public sanitary conveniences in different wards as existing on 31st March 1958 are shown in Appendix C—5. The proposals for constructing public urinals, particularly in sewered areas, as well as for constructing additional public sanitary conveniences, were under consideration. Due to the difficulties in acquiring suitable sites appreciable progress could not be made in this respect. There were 84 commodes in the Suburban areas of which 69 were in H Ward, 8 in K Ward, 2 in L Ward and 5 in N Ward.

(*a*) 9,320 Gallons of night soil from the latrines was collected daily and removed. The open plots and fields fouled by the public were also cleansed.

(*b*) *Cesspool clearance.*—The number of cesspools existing during the year with their capacities and the quantity of cesspool contents removed is shown in Appendix C—6.

(*c*) *Disposal of night soil and cesspool contents.*—The night soil and cesspool contents were disposed of at the following depots, discharging the contents into the creeks at various points, except for a small quantity used for composting at Ghatkopar during the dry season:—

Bandra Creek.—Bunderwadi Night-soil Depot.
Versova Creek.—Oshivara Night-soil Depot.
Sion Creek.—Sion Night-Soil Depot.
Ghatkopar Creek.—Ghatkopar Night-soil Depot.

In pursuance of the policy of improving the methods of disposal of excrementitious matters, the works of construction of night soil depots with hoppers at the new Purification Works situated at Andheri Versova Road and Khar were almost complete.

(*d*) Special services on payment were continued as under:—

(1) Internal cleansing of privies.
(2) Cleansing of commodes.
(3) Cleansing and removal of contents of septic tanks and privies erected at temporary camps.

IV.—DOG LICENSING AND DOG DESTRUCTION

The work consisted of the licensing of dogs and catching and destroying ownerless and stray dogs. During the year 2,176 licences for dogs were issued and 3,756 dogs were caught and sent to the lethal chamber at

Mahalaxmi *vide* Appendix C—7. The dog van was used for collecting stray and owner-*less* dogs and transporting them to Mahalaxmi. A proposal to purchase a new dog van was sanctioned. Rewards were paid to dog catchers catching more dogs than the number prescribed.

V.—RAT DESTRUCTION

In addition to the staff of 17 scavengers utilised for catching rats and attending to rat pest complaints, the staff consisting of 5 Junior Overseers, 5 Mukadams and 35 rat-biggaries was appointed on temporary basis from the middle of November 1957 to intensify the rat catching operations. The total number of rats caught was 49,663 during the year as per details shown in Appendix C—8. 2,789 complaints were attended.

VI.—REMOVAL AND DISPOSAL OF CARCASSES

The work of removing and disposing of carcasses was entrusted to the Greater Bombay Co-operative Conservancy Society and the Madhvis of the respective villages. 5,272 carcasses were brought at the skinning ground as per details shown in Appendix C—9.

VII.—LABOUR WELFARE

(*a*) *Housing accommodation for the labour staff.*—The work of construction of additional staff quarters at Kurla and Versova was started.

(*b*) *Co-operative Credit Soceity.*—Facilities of the co-operative credit Society were maintained during the year.

(*c*) *Welfare Centres.*—An additional Welfare Centre was opened at the Chembur Quarters during the year. Other existing welfare centres at Kurla, Andheri and Khar worked satisfactorily.

VIII.—INCOME FROM THE CONSERVANCY BRANCH

An amount of Rs. 1.61,669.32 was earned by the Conservancy Branch during the year under report through different sources as stated in the Appendix C—10.

IX.—VETERINARY DISPENSARY, KHAR

The dispensary was taken over by the Corporation from the *Ex*-Bandra Municipality to whom the building was donated by Seth Shri Dayabhai Amersey in memory of his daughter Bai Nandubai in the year 1934 for treating dumb animals.

A Junior Veterinary Inspector was in charge of the dispensary. He also carried out the inspection of the milch cattle stables in H Ward, Bandra. The work of anti-rabic treatment for dogs was carried out at the dispensary.

During the year, 6,805 animals were treated and 75 anti-rabic inoculations were done. The revenue realised was 2,684.00. The details are shown in Appendix C—11.

APPENDIX A—1

Geneological set up of the office of the Assistant Engineer, 1st Grade, Suburbs' Department :—

ASSISTANT ENGINEER, 1ST GRADE (SUBURBS)

Building.	Wards.	Construction.	Drainage.	Town Planning.	Survey.	Factory.	Pumping Stations and Purification Works.
1 Assistant Engineer.	4 Assistant Engineers.	2 Assistant Engineers.	1 Inspector	2 Assistant Engineers.	1 Assistant Engineer.	1 Assistant Engineer.	1 Inspector.
1 Overseer (House numbering).	12 Inspectors.	11 Inspectors.	1 Overseer	1 Architectural Asstt. (Vacant)	1 Inspector.	2 Inspectors.	2 Overseers.
1 Tracer.	28 Overseers.	9 Overseers.	1 Mistry.	3 Inspectors.	2 Overseers.		1 Shift Engineer.
10 Mukadams (Unauthorised structures).	1 Draftsman.	1 Tracer.		3 Overseers.	1 Head Draftsman.		
	2 Lighting Supervisors.	5 Mistries.		1 Draftsman.	1 Draftsman.		
	1 Lighting Mistry.	7 Mukadams.		5 Tracers.	6 Tracers.		
	7 Lighting Mukadams.						
	18 Mistries.						
	14 Mukadams.						
	Electrical.						
	1 Inspector						
	1 Overseer.						

APPENDIX A—2

Statement showing the details of asphalting waterbound roads carried out from the provision in Revenue Budget

Serial No.	Name of the work.	Length in yds.	Area in Sq. yds.	Estimated cost.
1	Semigrouting the road leading to Datta Mandir Off Bhandup Village Road, Bhandup ...	183	972	11,389

APPENDIX A-3

A.E.(S)/GEN./2/58-59

26-4-1958

BOMBAY MUNICIPAL CORPORATION

GRAPH SHOWING THE LIGHTS OF DIFFERENT WATTAGES IN EACH WARD OF THE SUBURBS DURING THE YEAR FROM MARCH 1957 TO 28TH FEBRUARY 1958

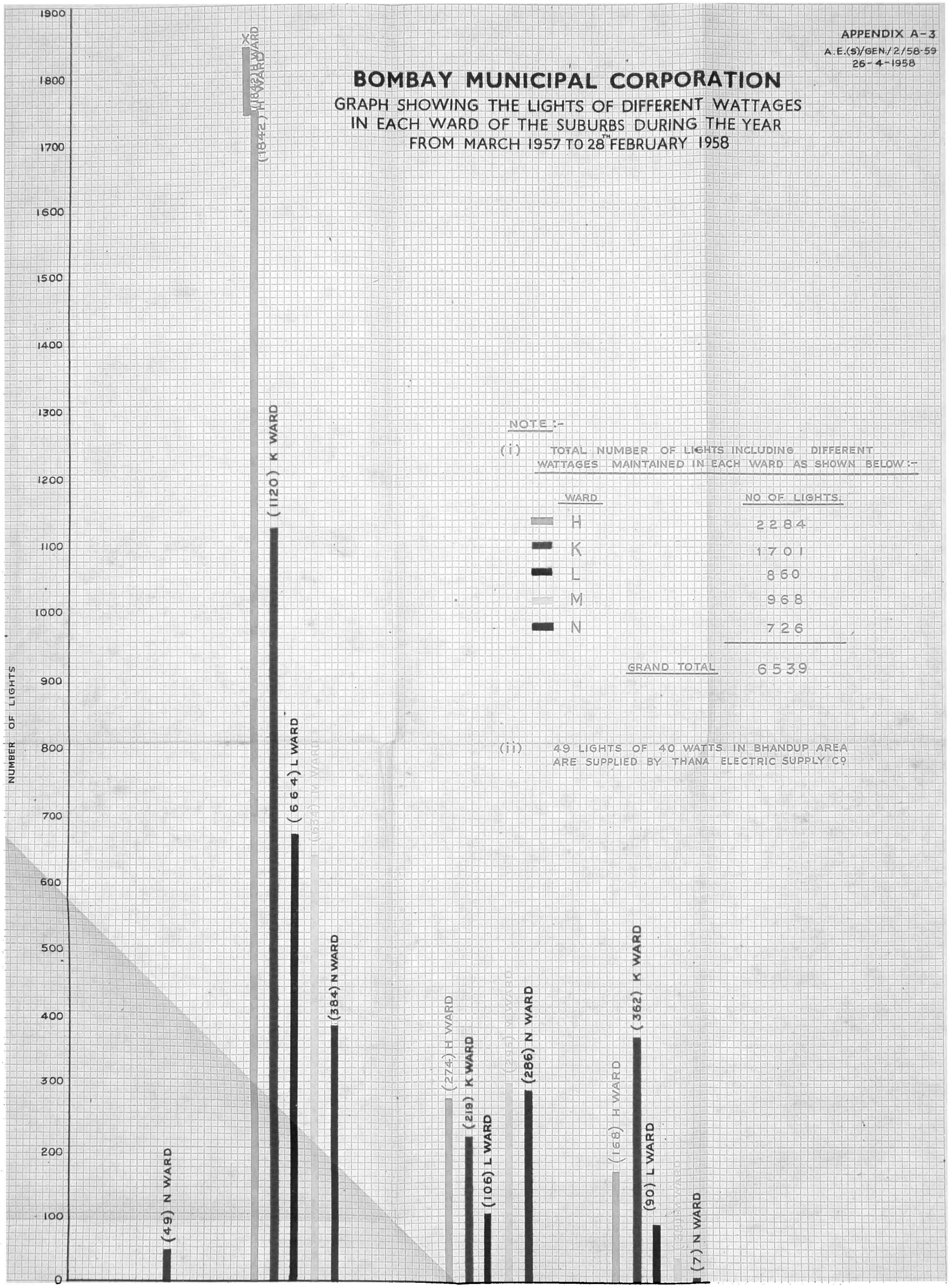

NOTE :-

(i) TOTAL NUMBER OF LIGHTS INCLUDING DIFFERENT WATTAGES MAINTAINED IN EACH WARD AS SHOWN BELOW :-

WARD	NO OF LIGHTS
H	2284
K	1701
L	860
M	968
N	726
GRAND TOTAL	6539

(ii) 49 LIGHTS OF 40 WATTS IN BHANDUP AREA ARE SUPPLIED BY THANA ELECTRIC SUPPLY Co.

PREPARED BY :-

26/4/58

HEAD DRAFTSMAN
SUBURBS.

26/4/58

ASST. ENGINEER (SURVEY),
SUBURBS.

ASST. ENGINEER 1st. GRADE,
SUBURBS.

CITY ENGINEER,
B'BAY. MPL. CORPORATION.

SHRI SIDH UDYOG WORKS, BOMBAY 4

BOMBAY MUNICIPAL CORPORATION

APPENDIX . A - 4
A.E(S) GEN./1/58-59
26 - 4 - 1958

GRAPH SHOWING THE MONTHLY EXPENDITURE INCURRED ON LIGHTS IN THE WARDS OF THE SUBURBS DURING THE YEAR FROM MARCH 1957 TO 28th FEBRUARY 1958

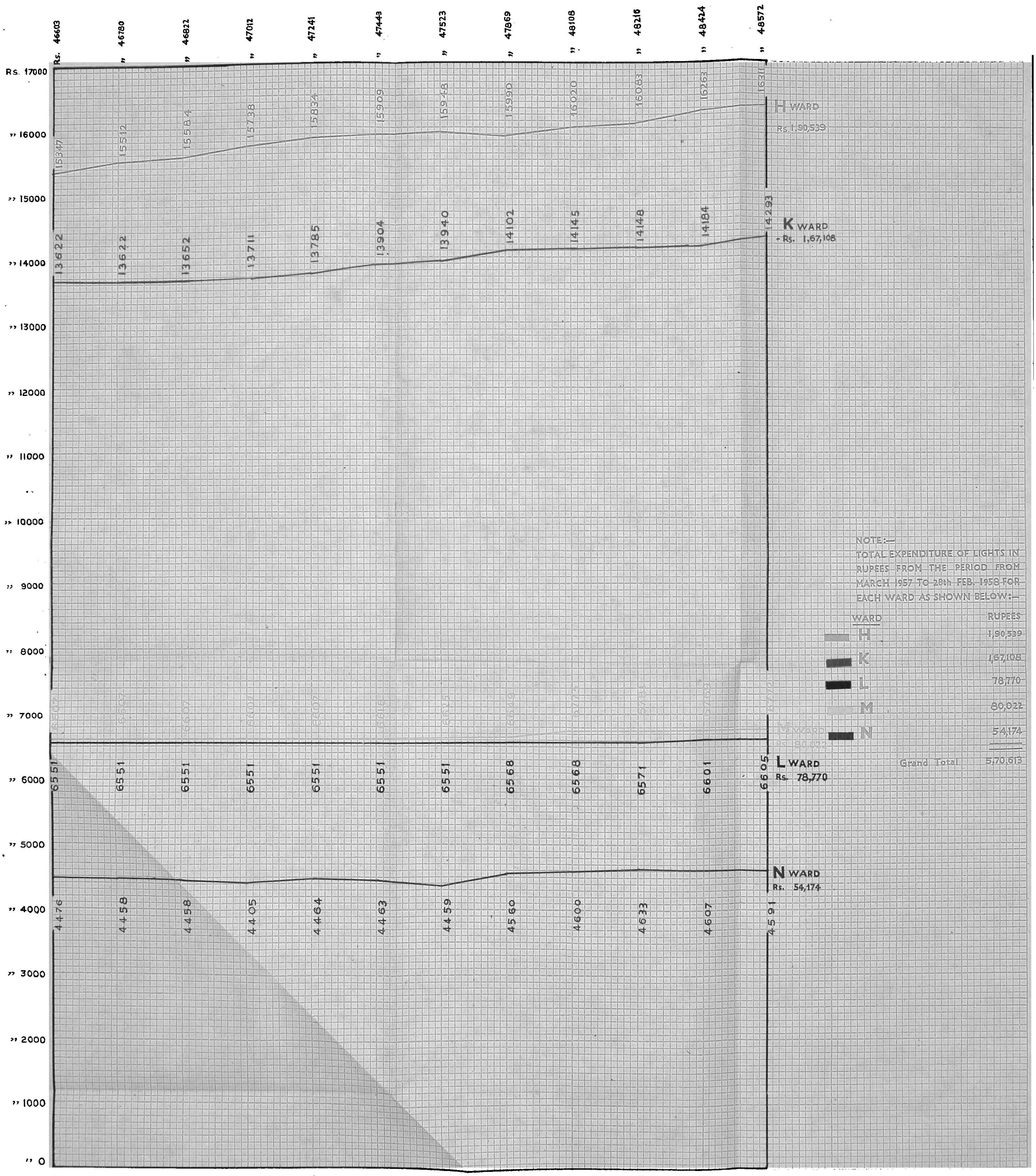

NOTE:—
TOTAL EXPENDITURE OF LIGHTS IN RUPEES FROM THE PERIOD FROM MARCH 1957 TO 28th FEB. 1958 FOR EACH WARD AS SHOWN BELOW:—

WARD	RUPEES
H	1,90,539
K	1,67,108
L	78,770
M	80,022
N	54,174
Grand Total	5,70,613

PREPARED BY: 26/4/58

HEAD DRAFTSMAN
SUBURBS.

26/4/58

ASST. ENGINEER (SURVEY),
SUBURBS.

26/4/58

ASST. ENGINEER 1st. GRADE,
SUBURBS.

CITY ENGINEER,
B'BAY. MPL. CORPORATION.

SHRI SIDH LITHO WORKS BOMBAY.

APPENDIX A—5

Statement showing the works which were either completed or those in progress under Loan Works Programme during the year 1957-58. Works other than Sewerage scheme.

(A) Works completed:—

		Estimated cost.
	BUILDINGS	
1	Construction of 5 hospital buildings at Rajawadi Ghatkopar (50 bedded hospial with ancilliary buildings for housing medical staff etc.) ...	5,31,056.00
2	Construction of a T. B. Clinic building at the *Ex*-Garage plot No. 1, T.P.S. No. III, Bandra.	78,750.00
3	Construction of a school building on Survey No. 323 of Danda Bandra ...	1,95,933.00
	ROADS	
1	Widening of Santa Cruz Juhu Road from junction of Dadabhai Road to Juhu Tara Road junction ...	1,38,683.00
2	Widening of Ghodbunder Road including provision of foot-paths on both sides from Mahim Causeway upto B.E.S.T. Bus Depot Santa Cruz ...	8,71,620.00
3	Widening of Jawaharlal Nehru Road, Santa Cruz ...	1,46,825.00
	IMPROVEMENT OF STORM WATER DRAINS	
1	Construction of paved and covered drains from Ghodbunder Road to the newly constructed Nalla at Vile Parle ...	63,300.00
2	Providing S. W. Drains along Parleshwar Road from Mahatma Gandhi Road to Tejpal Road and covering existing S. W. Drains from Hanuman Road to Mahatma Gandhi Road with R. C. C. Dhapas at Vile Parle (East) ...	46,663.00
3	Providing Hume pipe drain along dadabhai road from its junction with road leading to Bhavan College to its junction with Jai Prakash Road, Versova ...	37,745.00
4	Construction of an open channel drain along Western side of Station Road, Andheri ...	12,830.00

(B) Works in progress:—

	"BUILDINGS"	
1	Construction of a school building at Kherwadi Bandra ...	5,12,202.00
2	Construction of an additional floor including an attached sanitary block over suren primary school building at Teli Gully, Andheri ...	1,27,085.00
3	Construction of an additinal floor over the St. Martin's Club Premises St. Martin's oad, Bandra ...	73,488.00
4	Construction of an additional school building in the compound of Petit school Water-field Road, Bandra ...	4,22,520.00
5	Construction of a school building at Rajaballi Tank Scheme Santa Cruz ...	7,28,030.00
6	Construction of a school building at M. A. Mehta's plot, Ghatkopar ...	3,30,135.00
7	Construcion of a school building at Jayantilal Vaishnav Road, Ghatkopar ...	5,20,410.00
8	Construction of a school building at Dhanji Devshi Kanyashala Plot at Ghatkopar ...	3,18,485.00
9	Construction of a 48 tenements for conservancy staN at Kurla ...	2,04,700.00
10	Proposed housing for poor class Municipal Employees in the compound of Tata School of Social Sciences Andheri. (Buildings I and III) ...	2,45,125.00
	"ROADS"	
1	Widening or Irla Bridge Ghodbunder Road Vile Parle ...	82,300.00
2	Providing a road-way along C. S. Track (East) Kurla ...	3,21,382.00
3	Widening of Saki Vehar Road along Deep Valley construction of Guard wall and Providing turning circles etc. ...	87,871.00
4	Imorovement of Ghodbunder Road including provision of foot-paths on either side from Gazdar Road junction to Versova side from Gazdar Road junction to Versova Road Junction ...	42,910.00
5	Construction of a road from Gujarati Mandal Road upto Railway CulvertNo. 31 (Sub-awy at Vile Parle) ...	2,44,970.00
	" IMPROVEMENTS OF STORM WATER DRAINS."	
1	Construction of S. W. Drains in Tilak Road G. B. Road Juhu Road and Mapara Parekh Road Santa Cruz ...	3,82,430.00
2	Construction of S. W. Drains along Western side of Bombay Agra Road ...	1,39,164.00
3	Remodelling of culverts along Bombay Agra Road between city limits and M. G. Road, Ghatkopar ...	4,26,309.00
4	Providing 18" H. P. Drain along Shradhandand Road from Nehru Road Junction connecting the existing Nallah near garage at Vile Parle ...	26,068,00
5	Providing 15" H.P. drain from Parleshwar Housing Society to S. W. Nalla along Parleshwar Road, Vile Parle ...	15,000.00

APPENDIX A—6

Statement showing the works carried out under the Village amenities funds during the year 1957-58 :—

Serial No.	Name of the Work.	Length In Yards.	Area in Sq. yds.	Estimated cost.
1	Providing cement concrete passages in Marol Village ...	111	677	4,600.00
2	Providing C. C. passages at Ravtari Pakhadi Marol Village ...	78	283	9,926.00
3	Providing C. C. Passages in Kumbharwada Marol ...	95	467	4,593.00
4	Providing C. C. passages in Matar Pakhadi Marol ...	139	911	5,683.00
5	Cement concreting internal kutcha passages in Vikhroli Gavthan...	885	1,770	30,960.00
6	Constructln of S. W. Drains at Kirol Village ...	406	346	32,581.00
7	Providing R.C.C. slab culvert at the Juncion of Khot Road and Bhattipada Road, Bhandup ...	6	38	2,610.00
8	Asphalting the lanes from pipe road to house No. 178 New Mill Ward, Kurla ...	50	166.67	1,112.00
9	Improving Mankhur Village Road ...	228.34	800	12,238.00
10	Concreting the lands from Match Fctory lane to Sitaram Bhairu Lane, Kurla ...	113	1,117	19,810.00
11	Cement concreting the passage and providing drain between Dongri Lane and Wali Mahomed at New Mill Ward, Kurla ...	31	187	3,012.00
12	Providing cement concrete passages in Agarwadi Village (M) Ward	72	360	4,812.00
13	Approach road to Agaredi Village, Chembur ...	47	467	186.53
14	Concreting passages in Govandi Village ...	67	267	4,630.00
15	Providing C. C. passages in Gowanpada Village Chembur ...	96	434	3,584.00
16	Concreting lane and providing covered puccas drain from Sitaram Bhairu Lane to Old Agra Road, Kurla ...	129	1,290	37,138.00
17	Concreting the land from Sion Trombay Road to Ramdas Temple Khajuribhatti, Kurla ...	76	456	16,572.00

APPENDIX A—7

Stagement showing the proposals submitted to relieve flooding in the different areas of the Suburbs :—

Serial No.	Nature of the work.	Estimated cost.
		Rs.
1	Construction of a S.W. Dhapa drain along East of Bombay Agra Road between Kamani Metal Works and junction with Kurla Andheri Road ...	1,75,998
2	Providing S. W. Drains for removal of rain water from Jay Bharat Co-operative Housing Soceity, T.P.S. III, Bandra ...	23,710
3	Providing a S. W. Drain between Jawahar Nagar and Railway culvert passing through Central Government Housing Colony at Ghatkopar and providing a culvert below Railway Track in continuation of proposed drain ...	2,45,170
4	Construction of S. W. drain on Bail Bazar Road, Kurla ...	72,888
5	Providing S. W. drain at Vithalbhai Patel Road and Burial Ground in T.P.S. III, Bandra.	33,522
6	Construction of S. W. Drain near Lallubhai Park, T.P.S. VI, Andheri ...	2,72,480
7	Providing an open built up S. W. drain on the south and east of Bombay Housing Board Colony at Kole-Kalyan, Santacruz ...	30,730
8	Construction of S. W. drains along Navroji Lane, Ghatkopar ...	44,378
	Following Works have been entrusted to contractors :—	
1	Construction of a paved and covered S. W. Drain for the remaining lengths of the Mahatma Gandhi Road, Ghatkopar ...	1,16,220
2	Construction an open S. W. drain to improve the Ghatkopar Nalla between Bombay Agra Road and the Chembur Creek ...	1,98,230

APPENDIX A—8

Statement showing the number of Tenements Constructed during the year 1957-58 :—

Ward.	No. of one room tenements.	No. of two rooms tenements.	No. of three rooms tenements.	No. of larger tenements usually known as flats.		Total.
H ...	117	66	97	285	=	565
K ...	1	120	38	42	=	201
L and M ...	21	52	20	42	=	135
N ...	62	36	10	7	=	115
Total ...	201	274	165	376	=	1,016

APPENDIX A—9

Statement showing the number of Court proceedings against the house owners in Suburban areas of Greater Bombay under different sections of the Bomby Municipal Corporation Act, during the year 1957-58, with the results of the Proceedings in the Court :—

Section of the Act.	No. of Prosecutions launched during this year and those pending from the last year.	No. of cases withdrawn or complied with.	No. of cases in which parties were adquitted.	No. of cases postponed.	No. of cases in which parties were convicted.	Amount of Fine.
						Rs.
(1) 232	172	4	6	98	64	187.00
(2) 304	1	...	...	1	...	...
(3) 329	3	...	...	2	1	25.00
(4) 342	1	...	...	1	...	...
(5) 347	1	...	...	...	1	5.00
(6) 347-A(a)	1	1	...	...	...	...
(7) 353	37	3	1	14	19	137.00
(8) 353-A	193	5	8	74	106	1,732.43
(9) 354	174	18	14	43	99	5,55.44
(10) 377-A(1)	102	4	17	28	53	1,52.00
(11) 377-A	1	...	...	1	...	...
(12) 507	14	...	...	14	...	...
	700	35	46	276	343	2,793.87

APPENDIX A—10

Statement showing the roads in respect of which the Regular lines were sanctioned under Section 297(1)(a) of the Bombay Municipal Corportion Act :—

Serial No.	Ward	Name of Road.	Plan No.	Existing width.	Proposed width.	sanction No.
1	H	1st Road Khar from Stru. to G. B. Road.	AE/S/H/4/57-58	50'	60'	AE/C-9367/Sub.
			20-4-1957			5-6-1957
2	H	Dutta Mandir Road, Vakola.	AES/206/56-57	10' to 15'	30'	AE/Sub./1/13422
			12-12-1956			19-7-1957
3	N	Cama-Kirol Road, Ghatkopar.	RL/N/31	15' to 20'	40'	AE/3316/Sub.
			21-8-1957			16-9-1957
4	K	Azad Road, V'Parle ...	AES/K/22/57-58	10'to 15'	40'	AE/3095/Sub.
			30-7-1957			17-9-1957
5	H	Govind Patil Road and 1st Road Khar upto G. B. Road.	AES/H/49/57-58	40' to 50'	60'	AE/4732/Sub.
			1-11-1957			2-12-1957
6	K	Marol Maroshi Road ...	AES/K/39/57-58	20'to 25'	50'	AE/4989/Sub.
			23-11-1957			2-3-1958
7	H	Mt. Mary Road ...	AES/H/44/57-58	25'	30'	AE/4989/Sub.
			12-11-1957			2-3-1958
8	M	Gowan leading to Sidharth Colony off Ghatkopar Mahul Road, Chembur.	AES/LM/43/57-58	20' to 25'	40'	AE/9567/Sub.
			20-1-1958			14-3-1958

APPENDIX A—11

Statement showing the details as regards the proposals for Commencement Certificates disposed of under Section 29 of the Bombay Town Planning Act of 1954:—

Scheme No.	No. of Proposals Received	No. of Proposals Approved.
Bandra II ...	2	2
Bandra III ...	110	48
Bandra IV ...	24	16
Bandra VI ...	2	...
Santacruz I ...	2	2
Santacruz III ...	29	17
Santacruz IV ...	10	7
Santacruz V ...	7	1
Santacruz VI ...	3	3
Vile Parle I ...	7	5
Vile Parle III ...	5	2
Vile Parle IV—IV-A ...	3	...
Vile Parle V ...	33	14
Vile Parle VI ...	12	6
Ghatkopar I ...	2	2
Ghatkopar III ...	15	5
Andheri I ...	1	1
	267	131

APPENDIX A—12

Statement showing the layouts sanctioned by the Standing Committee under Section 303 (1):—

LAYOUTS

Serial No.	Description.	S.C.R. No.	Date.
1	Sub division of land bearing S. No. 192, H. No. 6 P, S. No. 193, H. No. 1/2 P and S No. 212, H. No. 1-P for Shri S. R. Bhalekar at Kurla ...	110	10-4-1957
2	Layout of Plot bearing S, No. 75-A of Juhu belonging to Shri K. M. Munshi ...	313	6-5-1957
3	Layout for Industrial Development of land at S. Nos. 353, 357, 359 and 368 (Part), Vakola, Santa Cruz	555	14-6-1957
4	Layout of S. No. 192, H No. 2 (Part) H. No. 11, H. No. 12, H. No. 10/2, and S. No. 323, H. No. 1 (Part) at C.S..T. Cross Road, New Mill Ward, Kurla.	2,493	3-1-1958
5	Layout of the Property at Govandi, Chembur ...	1,989	4-12-1957

APPENDIX A—13

Statement showing the Sub-division and Amalgamation of properties sanctioned by the City Engineer during 1957-58:—

Serial No.	Description.	Sanction No. and Date.
1	Sub-division of Property at N.A. No. 239-D and S. No. 247, situated at the junction of Mount Mary Road and Byramjee Jeejeebhoy Road, Bandra	TP/LO/300/Sub. 10-4-1957
2	Proposed Amalgamation and Sub-division of Plot No. 50 part belonging to Shri Madraswala at Santa Cruz in T.P.S. No. III.	TP/LO/286 11-4-1957
3	Plot No. 17, T.P.S. No. VI, Andheri belonging to Shri Madanmohan Kisandatt—Amalgamation of	TP/LO/208 15-4-1957
4	Sub-division of Plot 547, T.P.S. Bandra No. III ...	TP/LO/297 25-4-1957
5	Sub-division of Plot No. 127, T.P.S. No. III, Bandra ...	TP/LO/305 6-5-1957
6	Amalgamation of Plots Nos. 108 and 109, T.P.S. No. IV Bandra ...	TP/LO/131 23-5-1957
7	Proposed Sub-division of Plot No. 235, T.P.S. No. III Bandra ...	TP/LO/312 27-5-1957
8	Sub-division of Plot No. 8 of T.P.S. No. IV Bandra into Plot Nos. 8 and 8 A ...	TP/LO/303 10-6-1957
9	Amalgamation of Plots Nos. 700 and 707, T.P.S. III Bandra	TP/LO/277 10-6-1957
10	Reconstitution of Final Plots Nos. 28, 29, 34 and 35 of T.P.S. Bandra IV ...	TP/LO/321 10-6-1957
11	Proposed Sub-division of Plot No. "C" in S. S. No. III, Chembur, Sector Little Malbar Hill.	TP/LO/180 17-6-1957
12	Sub-division of Plot bearing S. Nos. 74 and 76 (Part) in village Wadhavli on Ghatkopar Mahul Road, Chembur.	TP/LO/327 11-7-1957
13	Proposed Amalgamation and Sub-division of Plot Nos. 34 to 41 (11 Sub-plots) belonging to the Trustees of the Estate of late Dr. A. P. Bacha.	TP/LO/318 24-7-1957
14	Sub-division of Plot bearing S. No. 53, H. No. 1 in T.P.S. V, Santa Cruz ...	TP/LO/298 30-7-1957
15	Sub-division of Plots Nos. 9/1, 9/2, 9/3 and 9/4 owned by the Nutan Laxmi Co-op. Housing Society Ltd., in the Juhu Vile-Parle Development Scheme.	TP/LO/335 6-8-1957
16	Reconstitution of Amalgamated Plots Nos. 579, 580 and 498, 597, 596 in S. S. Scheme No. VII, Khar.	TP/LO/294 8-8-1957
17	Sub-division of Property bearing N.A. No. 204, Bandra off Byramji Jeejeebhoy Road, on Bullock Road.	TP/LO/336 17-9-1957
18	Sub-division of S. No. 16, H. No. 7, at Juhu for Shri N. D. Sawant ...	TP/LO/307 10-10-1957
19	Development of Original Plot No. 10 of Juhu Vile Parle Development Scheme for the Azad Nagar Co-op. Housing Society Ltd.	TP/LO/339 16-10-1957
20	Sub-division of Plot No. 26, T.P.S. III, Santacruz (East) belonging to Smt. J. D. Hiranandani.	TP/LO/333 18-10-1957
21	Sub-division of Plot No. 3, T.P.S. VI Bandra ...	TP/LO/349 25-10-1957
22	Sub-division of the plots on S. No. 70 part Vile Parle for the Ashok Co-op. Housing Society Ltd. (Juhu Vile Parle Development Scheme).	TP/LO/359 13-9-1957

APPENDIX—13

Serial No.	Description.	Sanction No. and Date.
23	Proposed subdivision of Plot No. 261, Suburban Scheme No. III, Chembur ...	TP/LO/361 18-11-1957
24	Sub-division of Plot No. 66 T.P. No. IV (Part) Santa Cruz ...	TP/LO/357 18-11-1957
25	Layout of Plots on portions 14/1 to 14/5 at Juhu Vile Parle Scheme South of Irla Nala	TP/LO/338 19-11-1957
26	Sub-division of Plot No. 17, S. No. 287 (Part) Juhu Vile Parle Development Scheme for Messrs. Suvarna Nagar Co-op. Housing Society Ltd.	TP/LO/347 26-11-1957
27	Proposed subdivision on Plot No. 67, T.P.S. No. II, Santa Cruz ...	TP/LO/354 26-11-1957
28	Proposed subdivision of Plot No. 794, T.P.S. No. III, Bandra ...	TP/LO/348 28-11-1957
29	Proposed subdivision of Plot No. 615, T.P.S. IV, Santa Cruz ...	TP/LO/364 24-12-1957
30	Sub-division of Property bearing S. No. 187, 189 etc., situated at Bombay Agra Road, Ghatkopar.	TP/LO/346 24-12-1957
31	Amalgamation of Plots Nos. F-9, and F-10, M.H. Gazdar Estate, Santa Cruz for Shri Dharmpal Lachminaran and Others	TP/LO/310 2-1-1958
32	Proposed subdivision of S. No. 192, etc., belonging to Smt. Aziza Begum M. Abdul Rahim in Bazar Ward Kurla 'L' Ward, Bombay	TP/LO/317 2-1-1958
33	Proposed Subdivision of Plot No. 18, T.P.S. No. I, Santa Cruz ...	TP/LO/352 3-1-1958
34	Proposed Sub-division of Plot No. 16, in S. S. No. I of Kurla-Kirol ...	TP/LO/375 24-1-1958
35	Amalgamation of Two Plots Nos. 150 and 151 in Peston Sagar Scheme, Chembur near Level Crossing for Smt. Sushila Ghanekar.	TP/LO/334 4-3-1958
36	Proposed Amalgamation of Plots Nos. 425-426, S.S. VII, Khar ...	TP/LO/385 4-3-1958
37	Sub-division of Plot No. 11 of Jogeshwari Scheme at Majas Village, Jogeshari (East)	TP/LO/396 5 3 1958
38	Proposed sub-division of S. No. 150, H. No. 4 (Part), Church Road, Marol for Shri M. H. Thariatopan.	TP/LO/387 8-3-1958
39	Proposed Sub division of S. No. 79, H. No. 5 P., belonging to Shri Pandurang T. Gadre in Bazar Ward at Kurla 'L' Ward, Bombay.	TP/LO/365 11-3-1953

APPENDIX B-—1

Vehicles in charge of transport section (Suburbs), (1957-58)'—

C. P. Lorries	...	25
S. M. H.	...	15
S. M. T.	...	15
Pick ups	...	15
Leyland	...	11
Refuse lorries	...	21
N. S. Trailers	...	68
Refuse Trailers	...	1
Dog Van	...	1
Meat Van	...	2
Encroachment Van	...	1
Cash Van	...	1
A. E.'s	...	5
Mobile Dispensary	...	1
Ambulance	...	1
I. O.'s	...	5
School Bus	...	2
C. P. Disposal	...	13
Pick Up Disposal	...	1
Jeep Disposal	...	1
		205

APPENDIX C—1

Statement showing the area of roads, footpaths and open spaces swept by the Conservancy staff:—

Ward	Twice daily.	Once daily.	Twice a Week	Once a Week"	Occasonally.	Total.
	Sq. Yards.	Sq. Yards.	Sq. Yards.	Sq. Yards.	Sq. Yards.	Sq. Yards.
H	2,76,393	4,85,900	20,3,167	3,61,928	...	13,27,388
K ...	1,41,341	11,15,846	17,600	16,967	3,40,146	16,31,900
L ...	4,864	47,754	1,82,978	20,247	61,227	3,17,070
M ...	1,37,793	3,366	44,608	...	9,560	1,95,327
N ...	78,644	75,272	8,454	27,782	2,31,821	4,21,973
Total ...	63,9,035	17,28,138	4,56,807	4,26,924	6,42,754	38,93,658

APPENDIX C—2

Statement showing the ward-wise distribution of authorised Municipal refuse bins and (open spaces) dumping places:—

Ward	No. of Municipal refuse bins.	Number of dumping places existing.	The periodicity of attendance.		
			Once daily.	Alternate Day.	Bi-Weekly
H ...	237	21	193	44	...
K ...	240	30	240	30	...
L ...	77	7	69	15	...
M ...	113	30	102	11	30
N ...	78	5	45	30	8
Total ...	745	93	649	130	38

APPENDIX C—3

Statement showing the quantity of refuse disposed of by different Methods —

Ward.	Reclamation of Municipal lands.	Reclamation of private lands.	Incineration.	Trenching.
	Tons.	Tons.	Tons.	Tons.
H ...	14,560	3,440	...	...
K ...	17,376	153	...	...
L ...	8,393	1,813	...	...
M ...	6,571	...	...	...
N ...	8,300	240	...	...
Total ...	55,200	5,646	...	...

APPENDIX C—4

Statemnt showing the ward-wise distribution of basket Privies in the Suburbs —

Ward.	No. of basket privies as on 1-4-1957.	No. of basket privies added during the year.	No. of basket privies demolished or converted during the year.	Total No. of privies on 31-3-1958.
H ...	2,000	...	256	1,744
K ...	4,168	...	22	4,146
L ...	2,693	10	171	2,532
M ...	576	...	107	469
N ...	1,704	...	58	1,646
Total ...	11,141	10	614	10,537

APPENDIX C—5

Satement showing ward-wise distribution of Public Sanitary Conveniences in the Suburbs as on 31st March 1958:—

Ward.	Water Closets		No. of Aqua privies.		No. of Basket Prives		Urinals.	
	Blocks.	Seats.	Blocks.	Seats.	Blocks.	Seats.	Blcoks.	stalls.
H ...	3	16	1	9	3	14	2	7
K ...	1	4	5	42	...	...	...	...
L ...	...	...	2	14	14	70	2	6
M ...	...	...	2	14	...	...	...	...
N ...	...	...	2	16	...	...	3	9
Total ...	4	20	12	95	17	84	7	22

APPENDIX C—6

Statement showing the number of cesspools in the suburban area and their capacities Ward-wise :—

Ward.	No. of cesspools on 1-4-1957.	No. added during the year.	No. demolished or discontinuised during the year.	Total.	Capacity in gallons.	Amount of cesspools contents etc., removed during the year.
H ...	750	...	35	715	1,95,483	12,09,600
K ...	1,793	...	9	1,784	6,78,300	85,83,900
L ...	902	...	40	862	3,62,447	74,88,800
M ...	203	...	79	124	36,977	11,56,200
N ...	485	...	19	466	1,52,000	49,33,850
Total ...	4,133	...	182	3,951	14,25,207	2,33,72,350

APENDIX C—7

Dog destruction and Dog Licensing:—

Ward	No. of Dogs caught and destroyed from 1-4-1957 to 31-3-1958.	No. of Dogs licensed.	
H ...	1,622	1,183	
K ...	800	383	
L ...	462	233	(L and M Wards).
M ...	328		
N ...	544	179	
Total ...	3,756	1,978	

APPENDIX C—8

Statement showing the details of the anti-rat Work during the year:—

Wards.	No. of rats caught alive.	No. of dead rats collected.	No. of complaints received and attended to.
H ...	12,518	...	976
K ...	9,400	8	450
L ...	15,621	...	547
M ...	5,718	...	204
N ...	6,368	30	612
Total ...	49,625	38	2,789

APPENDIX C—9

Statement showing the number of carcasses removed by Municipal agency and the number of carcasses disposed of at the disposal ground:—

Wards.	Animals removed by Municipal Agency.		Total number of carcasses brought to the disposal ground by the Contractors and by the private Agency.		
	Big.	Small.	Big.	Small.	Total
H ...	8	20			
K ...	1	5			
L ...	...	...	909	4,329	(Contractors).
M ...	...	...	9	25	(Municipal Agencies).
N ...	...	...	918	4,354	
Total ...	9	25	918	4,354	5,272

APPENDIX C—10

Statement showing the amounts earned by the Conservancy Branch through the different sources:—

		Rs.
(1) Conservancy Special service	...	66,227.24
(2) Sale of rights in respect of carcasses and lease of lands etc.	...	7,974.75
(3) Sale of manure and other minor receipts	...	11,524.47
(4) Removal of carcasses, sale of refuse, etc., fees	...	14,217.69
(5) Rent of building and lands	...	3,019.19
(6) Veterinary dispensary fees	...	2,650.98
(7) Tax on Dogs	...	11,055.00
	Total ...	1,16,669.32

APPENDIX C—11

Veterinary Service—

Year.	Period.	No. of animals cases treated.	Inoculations done.	Fees collected during 1st April to 31st March
				Rs.
1955-56	... 1-4-1955 to 31-3-1956	5,569	...	2,145.00
1956-57	... 1-4-1956 to 31-3-1957	6461	44	2,522.00
1957-58	... 1-4-1957 to 31-3-1958	6805	75	2,684.00

CITY ENGINEER'S DEPARTMENT
(Extended Suburbs)

Shri K. B. Carnac, B.E., M.I.E., M.I.C.E., held the office of the City Engineer during the year. Shri E. P. Miscarnhas, B.E., (Civil), A.M.I.E., held the post of Assistant Engineer 1st Grade from 1st April 1957 to 12th March 1958 and Shri D. C. Palekar, B.E., A.M.I.E., from 13th March 1958 to the end of the year.

In pursuance of the Bombay Municipal Extension of Limits Act—1956, the municipalities of Malad, Borivli, Kandivli on the Western Railway, and Mulund on Central Railway side and the Grampanchayats of Dahisar and Goregaon were merged with the Bombay Municipal Corporation with effect from 1st February 1957.

A.—MAINTENANCE OF MUNICIPAL PROPERTIES

1. The total number of properties belonging to the *Ex*-Suburban Municipalities, under the control of this Department during the year was 64 as stated below:—

(*a*) Buildings	...	33
(*b*) Open plots and gardens	...	17
(*c*) Markets	...	4
(*d*) Cremation grounds	...	8
(*e*) Quarries	...	2
Total	..	64

Expenditure incurred on maintenance of the properties amounted to Rs. 10,200.

Special repairs to the extent of Rs. 11,000 were carried out during the year against the sanctioned provision of Rs. 23,000 in Revenue Budget 'F' under "Repairs and maintenance."

B.—MAINTENANCE OF ROADS

2. Out of the total length of about 72 miles of roads included within the Extended City limits, the bituminous roads measuring about 40 miles, metalled roads 20 miles, non-metalled and kutcha roads 12 miles were mainted. The expenditure incurred on their maintenance was Rs. 44,555.

C.—STREET LIGHTING

3. Most of the public streets in the Extended Suburban area are at present lighted with electricity. Incandescent oil lighting is resorted to only in places where electricity is not available. Messrs. Bombay Suburban Electric Supply Ltd., have been entrusted with the work of public lighting in the entire Extended Suburbs, except in Mulund where Thana Electric Supply Co., is operating. The cost of lighting streets both by electric and incandescent oil lamps, 2,012 in number, amounted to Rs. 1,25,000 during the year.

D.—DRAINS

4. There are no underground drains in this area. The open surface drains along the road-side were maintained.

E.—CONSTRUCTION

5. (*i*) *New Works.*—New works estimated at Rs. 1,16,500 were provided for in the Revenue Budget Estimates for 1957-58. All of these works could not, however, be taken in hand due to various unforseen reasons Expenditure booked upto the end of the year was Rs. 48,000.

(*ii*) *Loan Works.*—Loan works estimated at Rs. 11,50,000 were provided in Budget 'F' under Capital Works Loan Funds. The expenditure booked during the year amounted to Rs. 4,00,000.

F.—INSPECTION AND SUPERVISION OF PRIVATE BUILDINGS

6. (*i*) Applications for permission to erect new buildings or for carrying out additions and alterations to the existing buildings pending disposal by the *Ex*-Municipalities prior to the merger were about 1,000. Fresh applications received and disposed of during the year for the erection of new buildings and for addition and alterations to the existing ones were 1,000, 800 being under Section 337, and 200 under Section 342 of the Municipal Act.

(*ii*) With the introduction of Bombay Municipal Extension of Limits Act—1956, strict supervision was maintained over the irregular, unauthorised and haphazard construction of buildings in the Extended Suburbs area. The provisions of the Act were rigidly enforced and prosecutions were launched against the defaulting house-owners. In addition to the prosecutions which were pending in the Presidency Magistrate's Court under the old Rules of the *Ex*-Suburban Municpalities, 77 fresh ones were launched for non-compliance with the requisitions issued under the different sections of the Municipal Act.

(*iii*) About 1,000 notices were issued under different sections of the Municipal Act.

(*iv*) About 300 building completion certificates were received and disposed of during the year.

G.—TOWN PLANNING SCHEMES

7. Prior to the merger, three Town Planning Schemes, one for Malad and two for Borivli, were prepared by the *Ex*-Malad and *Ex*-Borivli Municipalities who had obtained sanction from Government for variations in their original schemes. The details of the schemes were under scrutiny.

H.—GENERAL

8. (*i*) *City survey of the Extended suburban area.*—There are no maps available for the Extended Suburban region excepting Survey sheets drawn to scale of 330 to an inch as a result of a survey undertaken several years ago. These sheets are not upto date and being on a very small scale, are not useful for the purpose of regional

planning. For the proper and orderly development it is necessary to undertake a land survey of this region and prepare maps to the scale of 40 ft. to an inch showing the general topography, character and use of land existing roads, tracks, open drains, wells, private holdings, buildings with the number of floors, public gardens, open spaces, agricultural lands, waste lands etc., These maps would be useful not only in planning the general development but also for the designing the drainage schemes for the Extended suburbs. A reference was made in the matter to the Settlement Commissioner and Director of Land Records.

(*ii*) *Demand for more ammenities.*—Since the merger, the public in Extended Suburbs have been demanding amenities on the lines at present enjoyed by the Citizens of Bombay. It was difficult to make adequate provisions in the Budget 'F' in the initial stages. However provisions were made for essential amenities such as improvements in the existing system of roads in the Extended suburbs, street lighting, etc., on the basis of block estimates and subject to approval of the Works Committee and the Corporation to the detailed plans and estimates.

For the general development of the Extended Suburban area, large funds will be required for the construction of drainage and sewage disposal schemes, new roads, and for improvements in the existing roads, street lighting etc. Widening of some of the existing narrow streets, provision of bituminous surface to all public streets, provision of satisfactory means of draining the storm water during the monsoon, etc., are the problems which require immediae attention.

CONSERVANCY BRANCH

9. The Conservancy work was looked after by the Assistant Municipal Commissioner, with the help of the Sanitary Inspectors of the *Ex*-local bodies. Since 1st March 1958, however, the Conservancy Branch has been separated from the Assistant Municipal Commissioner's office and an independent staff on City lines was allocated for the use of the Extended Suburbs. The work of the Conservancy Branch was looked after by the Assistant Head Supervisosr (Suburbs), with effect from 1st March 1958.

10. Special Halalkhore service at the Engineering Stores Depot, Kandivali, rendered by *Ex*-Kandivali District Municjality, was continued.

11. The main services of the Conservancy Branch comprised of:—
(*i*) Cleansing of roads and open channel drains.
(*ii*) Collection, removal and disposal of refuse.
(*iii*) Collection, removal and disposal of night soil and cesspool contents.
(*iv*) Removal and disposal of carcasses, and
(*v*) Labour welfare.

12. (*i*) *Cleansing of roads and open channel drains.*—All the roads in the area were sewpt and cleaned. The extent of roads attended and the frequency of sweepings is shown in Appendix—1, The total road surface swept was 6,89,914 Square Yards. All the open channel drains were also cleaned.

(*ii*) *Collection, removal and disposal of refuse*:—

(*a*) *Collection and removal.*—House hold refuse and sweepings from roads collected in 318 Municipal dust-bins and 85 unauthorised dumping places was removed. Details are shown in the Appendix 2.

(*b*) *Disposal.*—Out of 13,460 tons of refuse collected, 12,178 tons was utilised for the reclamation of Municipal lands and 1,782 tons was disposed of by incineration as per details in Appendix 3.

13. *Collection, removal and disposal of night soil.*

Collection and removal.—(*a*) There were 6,044 basket privies on 1st April 1957 whereas on 31st March 1958, this number increased to 6,099 as per details in Appendix 4.

(*b*) On an average 3,800 gallons of night soil was removed daily from the latrines and 13,87,000 gallons during the year.

(*c*) *Cesspool clearance*—Details as regards the number of cesspools existing during the year, the cesspool contents removed etc., are shown in Appendix 6.

(*d*) *Disposal of night soil and cesspool contents.*—The night soil and cesspool contents were disposed of at the depots at Kandivali, Borivli and Oshivra.

(*e*) *Public sanitary conveniences.*—One block consisting of 6 seats at Kandivli was maintained. However, the need of providing additonal public sanitary conveniences at various places was stressed and the proposals in regard thereto were under consideration.

(*f*) Special services for cleansing and removal of contents of septic tanks were continued on payment.

14. *Removal and disposal of carcasses.*

The work of removing and disposing of careasses was entrusted to the contractors. In all, 240 animals were removed as per details shown in Appendix 6.

15. (*v*) *Labour Welfare.*

Housing for labour staff.—The existing chawls provided for the Conservancy labour staff at Borivli, Malad, Goregaon and Mulund were found inadequate and therefore proposals were made to build additional ones at Malad and Mulund.

16. *Anti-rat work.*—Few complaints regarding rat-nuisance were received and attended.

APPENDIX—1

Statement showing the foot-paths and open spaces swept, frequency of roads, sweepings etc.:—

Ward.	Twice daily sq. yds.	Once daily sq. yds.	Twice a week sq. yds.	once a week sq. yds.	occasionally sq. yds.	Total.
P ...	40 400	2,45,550	17,600	...	...	2,83,550
R ...	18,000	1,04,000	...	...	...	2,13,600
T ...	...	28,320	...	1,62,194	2,250	1,92,764
Total ...	58,400	3,77,870	17,600	1,62,194	2,250	6,89,914

APPENDIX—2

Statement showing the number of authorised Municipal refuse bins and unauthorised (Open spaces) dumping places in each ward:—

Ward.	No. of municipal refuse bins.	No. of unauthorised dumping places existing.	once daily.	Alternate day.	Bi-weekly.
P ...	137	25	76	48	38
R ...	132	35	67	75	25
T ...	49	25	16	35	23
Total ...	318	85	159	158	86

APPENDIX—3

Statement showing the disposal of refuse by different methods:—

Ward.	Reclamation of municipal lands. Tons.	Reclamation of private lands. Tons.	Incineration. Tons.	Trenching. Tons.
P ...	4,148	...	...	...
R ...	3,650	...	1,782	...
T ...	4,380	...	...	...
Total ...	12,178	...	1,782	...

APPENDIX—4

Statement showing the ward-wise distribution of basket privies:—

Ward.	No. of basket privies as on 1-4-1957.	No. of basket privies added during the year.	No. of basket privies demolished or converted during the year.	Total number of privies as on 31-3-1958.	No. of commodes.
P ...	3,071	...	...	3,071	...
R ...	1,930	26	13	1,943	...
T ...	1,043	42	...	1,085	2
Total ...	6,044	68	13	6,099	2

APPENDIX—5

Statement showing the number of cesspools, their capacity, etc:—

Ward	No. of cesspools as on 1-4-1957.	No. added during the year.	No. demolished or discontinued during the year.	Total capacity in gallons.	Amount of cesspool contents etc., during the year.
P ...	1,104	...	...	No records	10,600 Tons.
R ...	814	20	23	available.	49,68,000 Gallons.
T ...	375	15	...	1,75,500	21,60,000 Gallons.
Total ...	2,293	35	23	1,75,500	

APPENDIX—6

No of carcasses removed by Municipal agency and No. of carcasses disposed of at the disposal ground:—

Ward.	Animals removed by municipal agency.		Total No. of carcasses brought to the disposal ground by the contractors and by private agencies.	
	Big.	Small.	Big.	Small.
P ...	...	...	...	...
R ...	...	...	200	40
T ...	...	...	...	
Total ...	...	...	200	40

WATER WORKS (Suburbs)

General.

(1) The Water Works Department in the Suburbs comprise of (*a*) Distribution and Maintenance Branch Western Suburbs, (*b*) Distribution and Maintenance Branch, Eastern Suburbs, (*c*) Construction Branch for Eastern and Western Suburbs. The first two mentioned branches, deal with the distribution and maintenance of water supply in the Suburban Wards, *viz.*, 'H' Ward comprising of Bandra, Khar, Danda, Santacruz, and Kalina, 'K' Ward comprising of Juhu, Vile Parle, Andheri, Marol, Versova, Jogeshwari and Majas, 'L' Ward comprising of Kurla, 'M' Ward comprising of Chembur and Trombay, and 'N' Ward comprising of Ghatkopar Vikhroli and Bhandup. The construction branch deals with the laying of water mains and other construction works including the works carried out by contract.

DISTRIBUTION OF WATER SUPPLY IN THE SUBURBS

Trunk mains feeding suburbs.

(2) The Suburbs are supplied water by gravity from the three lakes—Tansa, Vehar, Tulsi through several tapping points from the trunk mains. The position of the tapping points, and the alignments of the trunk mains are shown in the drawing under Appendix "I".

Water is supplied throughout the 24 hours, except to certain elevated areas in the Western Suburbs, like Bandra Hill and Pali Hill, which receive water for about 9½ hours from 4-0 a. m. to 7-30 a. m., 3-0 p. m. to 5-0 p. m. and 9-0 p. m. to 1-0 a. m. as per Appendix 'III' and in the Eastern Suburbs the area beyond Panjrapole on Sion Trombay Road, which receives water for about 12 hours.

For distribution purposes, the Suburbs are divided into two zones, *viz.*, the Western and Eastern Suburbs. The supply from 24" Tulsi main is closed on the Middle Sluice Valve at Marol and reserved for Aarey Colony and Madh Malad area. Supply to the remaining portion of the Western Suburbs is made through the 24" Tulsi Main by feeding it from 57" West main at Bandra and from direct connections from the 57" Tansa West main, the total average daily supply for Western Suburbs being 14.00 million gallons. The Eastern Suburbs are supplied water through the tappings on the 72" West Main, Duct line, 48"> 32"> 24" Vehar Main and 48" Old Tansa Main, the total average daily supply being 12.00 million gallons.

Quantity of water supply.

(3) 9,490 million gallons of water were supplied to the Suburban areas during the year as per details given below:—

(*a*) Domestic and Government properties	...	3,846	million gallons.
(*b*) Industries	...	1,956	Do.
(*c*) Construction works	...	463	Do.
(*d*) Squatters' Colonies at Jogeshwari and Mankhurd	...	111	Do.
(*e*) Free Stand Pipes	...	362	Do.
(*f*) Stand Pipes on payment	...	106	Do.
(*g*) Benevolent Institutions	...	82	Do.
(*h*) Slaughter Houses and Markets	...	45	Do.
(*i*) Municipal properties including gardens etc.	...	513	Do.
(*j*) Wastage and unaccountable losses	...	2,006	Do.
		9,490	Do.

Number of connections.

(4) The particulars of the connections made during year are given under Appendix 'II' The total number of new connections granted was 948, as against 833 granted last year.

In order to prevent the misuse of facilities granted for the provision of stand-pipes at compounded rates, rules were framed, restricting such stand-pipes being given only incase of under-developed areas included in List II of Schedule FF of the Bombay Municipal Corporation Act. In all other cases, metered standpipes were given for groups of families of not less than 20 families on meter measurement.

The total number of stand pipes in the Suburbs was 384 of which 142 were for gratuitous use of public and the remaining were on payment.

Short supply complaints.

5. The number of short supply complaints received and attended to during the year was 1,472. In many cases, the complaints were due to inadequate sizes of connections, absence of connections, and manipulations of supply by the land lords. As a public notice was given under the provisions of Section 141(*b*) of the Bombay Municipal Corporation Act, that, sufficient water was available from the Municipal Water Works for furnishing a reasonable supply to all the premises within 500 feet of the Municipal Water Works throughout the Suburbs, the land lords were in suitable cases, issued notices under Section 271(2) to obtain adequate water supply to their premises from the Municipal Water Works, provided the tenants agreed to bear the water charges. Alternatively, the tenants were allowed to obtain a private supply of their own, under Section 276 of the Bombay Municipal Corporation Act, subject to their signing a Memo of Conditions prescribed by the Municipal Commissioner.

Disconnection orders.

6. 1,139 Disconnections orders were issued with the approval of the Standing Committee, of which, only in 96 cases the connections were cut off for non payment of water dues and for other reasons. Out of these, 69 connections were restored, after the Municipal dues were paid. The remaining 1,043 disconnection orders were not executed, as the dues were paid by the parties concerned before the orders were executed. In addition to this, 22 disconnections were made because of defective fittings under Section 278(2) and 279(1) of the Bombay Municipal Corporation Act.

Notices and Courtcases

7. 1,039 notices were issued for defective fittings under Section 278(2) of the Bombay Municipal Corporation Act, and in 32 cases, the owners failed to carry out works within the notice period and prosecutions were launched, resulting in 9 convictons, and in 9 cases the accused were warned and discharged. There were 5 acquittals, and 9 cases were pending disposal by the end of the year. The amount of fines recovered was Rs. 72.

MAINTENANCE WORKS

Pumping Sets.

8. The Pumping Sets, at Malla, Bandra Hill, Andheri Naka, Jogeshwari and Ghatla were maintained at a total cost of about Rs. 30,450. The hours of pumping at each of the above stations are shown in Appendix No. 'III.' The pumping set at Andheri Naka was not worked from 25th February 1958, since the 24" main in Central Salsette Tract Road was laid and put into commission.

Maintenance of water mains stand pipes and wells.

9. 141.34 miles of water mains of sizes varying from 3" to 36" were maintained during the year. There were 74 bursts as per details given under Appendix 'IV.' In addition, a few heavy leaks were observed on the mains, which were repaired promptly. 2,556 works pertaining to chokes in service pipes and repairs to communication pipes, fire-hydrants, road boxes, etc., were attended to. The above works were carried out at a total cost of Rs. 93,095.

Stand pipes and wells.

10. 142 Public stand pipes and 76 wells were maintained during the year at a cost of Rs. 1,841 and Rs. 1,037 respectively. About 362 million gallons of water was supplied gratuitously to the public through these stand pipes.

Testing of water fitt ings.

11. The work of testing galvanised iron pipes and galvanised iron fittings such as couplings, bends, tees, elbows, etc., brass and gunmetal fittings such as stop taps, bib taps, etc., and water closet cisterns were carried out during the year at the Water Works Office at Ghatkopar. The total number of such pipes and fittings tested was 26,227 and 122,976 respectively. The revenue derived rom the testing of pipes, fittings, etc., sent by private parties amounted to Rs. 19,386.21.

METERS

Testing, repairs and Overhauling of meters.

12. There is a Meter Workshop in the Suburbs at Ghatkopar where meters are tested, cleaned, overhauled and repaired. 1,031 Municipal and Private meters of different sizes were tested during the year at Ghatkopar and Bandra Testing Workshops of which 263 meters (Municipal and Private) were tested at the request of the owners, and the remaining were received for periodical test. The revenue derived from the testing of water meters amounted to Rs. 5,905. In all 2,752 Municipal meters were repaired and 7 private meters were overhauled during the year. 8,784 Municipal meters were maintained during the year at a cost of Rs. 39,708. In additon to this, there were 4,555 private meters on the connections, which were maintained by the private parties. About 336 connections were without meters on account of non-availability of sufficient number of meters.

Purchase of new mters

13. From the provision of Rs. 5,87,807 made in the Budget Estimates for 1957-58, under Plant and Machinery from Special Funds, 2,800 meters of sizes varying from ½" to 16" were ordered out.

Revenue from meter hire and from sale of water.

14. The total revenue derived during the year from meter hire was about 1,26,175.42 and that from the supply of water for all purposes by meter measurement was about Rs. 48,64,257.89. In addition to this, an amount of Rs. 2,65,054.83 was recovered as compounded charges.

CONSTRUCTION BRANCH

Laying new mains.

15. For improving the water supply to the Suburbs, about 22.37 miles of water mains of different sizes ranging from 3" to 30" were laid during the year as per aprticulars given in Appendix 'V'.

Works carried out on behalf of other Depart ments.

16. The work of laying a 4" water main for a length of 1,254 Rft. in Azad Lane, Vile Parle and the work of shifting 3" water main in Kherwadi, East of Khar, were carried out on behalf of the City Engineer's Department.

Works carried out of behalf of private parties.

17. A 6" water main for a length of about 200 Rft. was laid at Jogeshwari on behalf of the private party (Jogeshwari Estate).

Works carried out for Village Amenities.

18. Four works as shown in Appendix 'VI' were carried out from the Village Amenities Fund.

Works for implement ing Master Plan for Water works.

19. The following works were included in the first stage of Master Plan in the Suburbs.

	Particulars of work.	Estimated cost.
		Rs.
1.	Laying 24" connection off 24" Tulsi main at Bandra ...	1,76,770
2.	Laying 24"> 18" <24" cast iron main in Central Salsette Track between Sahar and Andheri...	7,27,807
3.	Laying 18" Cast Iron main in Sion Trombay Road for a length of 5 miles ...	12,99,260
4.	Laying 36" steel main off 24" Tulsi main at Khar Railway Station upto Pali Hill ...	8,93,640
5.	Laying two 24" dia. water mains in Linking Road and Pali Danda Road and Hill Road which will later on serve as outlets from Pali Hill Reservoir ...	14,33,980

Of the above works, those under items 1 and 2 were completed during the year under review for improving the supply of 'H' and 'K' Wards respectively. The work under item 2 was considerably retarded due to non-availability of Cast Iron Pipes and Specials and also due to difficulties in crossing across the Railway Tracks. Regarding item 3, 4,700 Rft. of Hume Steel Pipes were laid during the year under review. The work is in progress. The Steel Pipes for 36" steel main at Khar were fabricated departmentally during 1957-58 and the work will be completed during the year 1958-59. The Work under item 5 could not be taken in hand due to non-avail ability of steel. An order for the steel has been placed and it is anticipated that the plates will be received during 1958-59.

J. D. DAROGA,
M. SC. (Eng.) (Lond.), B.E., M.I.E. A.M. Inst. C.E., A.M.I. Mech. E. M.I.P.H.E., M.R.S.H., D.I.C. (Lond.).
Hydraulic Engineer.

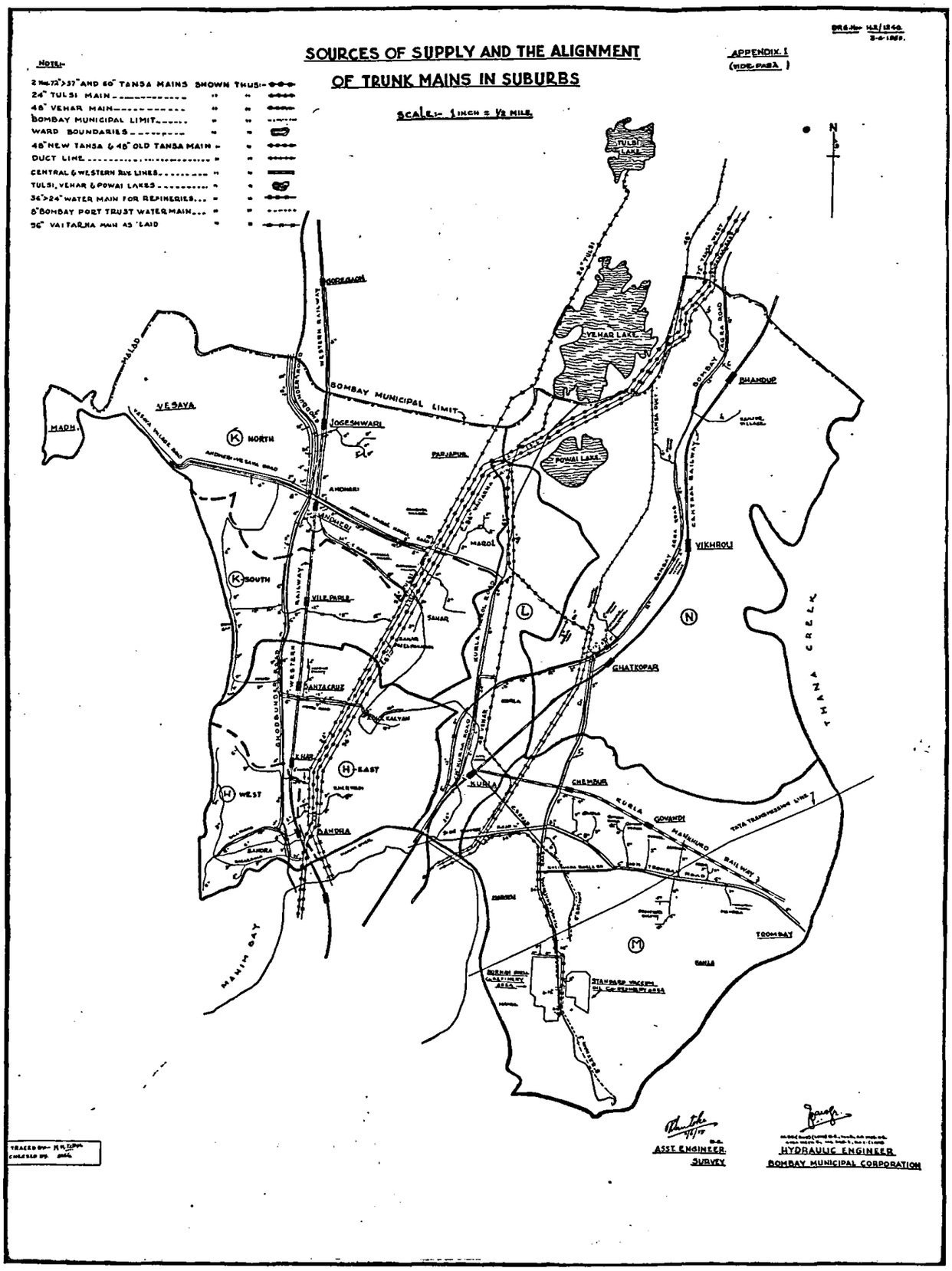
SOURCES OF SUPPLY AND THE ALIGNMENT
OF TRUNK MAINS IN SUBURBS
APPENDIX. I
(VIDE PARA)
SCALE:- 1 INCH = 1/2 MILE
NOTE:-
2 Nos. 72">37" AND 60" TANSA MAINS SHOWN THUS:-
24" TULSI MAIN
48" VEHAR MAIN
BOMBAY MUNICIPAL LIMIT
WARD BOUNDARIES
48" NEW TANSA & 48" OLD TANSA MAIN
DUCT LINE
CENTRAL & WESTERN RLY LINES
TULSI, VEHAR & POWAI LAKES
36">24" WATER MAIN FOR REFINERIES
8" BOMBAY PORT TRUST WATER MAIN
96" VAITARNA MAIN AS LAID
TULSI LAKE
VEHAR LAKE
POWAI LAKE
BOMBAY MUNICIPAL LIMIT
GOREGAON
JOGESHWARI
VESAVA
MADH
MALAD
NORTH
SOUTH
EAST
WEST
ANDHERI
VILE PARLE
SANTACRUZ
KHAR
BANDRA
PARJAPUR
MAROL
SAHAR
KURLA
CHEMBUR
GHATKOPAR
VIKHROLI
BHANDUP
GOVANDI
TROMBAY
THANA CREEK
MAHIM BAY
ASST. ENGINEER
SURVEY
HYDRAULIC ENGINEER
BOMBAY MUNICIPAL CORPORATION

APPENDIX II (*Vide Para No. 4*)

New connections given in the Suburbs during the year 1957-58.

Ward	SIZES OF CONNECTIONS								
	1/2"	3/4"	1"	1¼"	1½"	2"	3"	4"	6"
H	180	89	21	2	5	...	...	1	2
K	192	68	35	6	1	2	1	...	....
L	58	7	2	...	1	...	2	...	...
M	74	17	6	...	1	...	2	...	...
N	95	45	12	...	5	12	1	3	....
Total	599	226	76	8	13	14	6	4	2
								Grand Total	948

APPENDIX III (*Vde Pzra No. 8*)

Hours of Pumping

	Locality.	Time.	Hours.
1.	Malla Pumping Station ...	9-00 P.M. to 1-00 A.M. 4-00 A.M. to 7-30 A.M. 3-00 P.M. to 5-00 P.M.	9½
2.	Bandra Hill Pumping Station ...	9-00 P.M. to 2-00 A.M.	5
3.	Andheri Naka Pumping Station ...	10-00 A.M. to 4-30 P.M. 6-00 P.M. to 8-00 A.M. This pump is not worked since 25-2-1958	8½
4.	Jogeshwari Naka Pumping Station	5-00A.M. to 6-30 A.M.	1½
5.	Ghatla Pumping Station ...	1-00 P.M. to 6-00 P.M. 10-00 P.M. to 5-00 P.M.	12

APPENDIX IV (*Vide Para No. 9*)

Burst on Water Mains

Serial No.	Locality.	Size of main
1	Kherwadi, East of Khar	9"
2	Kherwadi, East of Khar	9"
3	Linking Road, Santacruz	3"
4	Military Road, Vakola	15"
5	Dadabhai Road, Santacruz	3"
6	Tagore Road, Santacruz	3"
7	St. Joseph Avenue, Santacruz	2"
8	Kherwadi, East of Khar	9"
9	Besant Street, Santacruz	3"
10	Tagore Road, Santacruz	3"
11	Dadabhai Road, Santacruz	3"
12	South Avenue, Santacruz	3"
13	Malla Road, Bandra	8"
14	North Avenue, Santacruz	3"
15	Linking Road, Santacruz	3"
16	Old Ghodbunder Road, Bandra	4"
17	Green Street, Santacruz	3"
18	Malla Road, Bandra	8"
19	St. Leo Road, Bandra	3"
20	St. Francis Avenue, Santacruz	2"
21	Hill Road, Bandra	6"
22	Dadabhai Road, Santacruz	3"
23	Old Ghodbunder Road, Bandra	4"
24	D'Monte Street, Bandra	4"
25	Green Street, Santacruz	3"
26	St. Francis Avenue, Santacruz	2"
27	North Avenue, Santacruz	3"
28	North Avenue, Santacruz	3
29	Military Road, Kalina	12"
30	Military Road, Kalina	12"
31	Military Road, Kalina	12"
32	16th Road, Khar	4"
33	Kalina Salsette Track, Santacruz	12"
34	South Avenue, Santacruz	3"
35	Ghodbunder Road, Santacruz	12"
36	Kurla Road, Andheri	12"
37	Jogeshwari Estate	6"
38	Kurla Road, Andheri	12"
39	Ghodbunder Road, Jogeshwari	18"
40	Ghodbunder Road, Jogeshwari	18"
41	Ghodbunder Road, Jogeshwari	18"
42	Ghodbunder Road, Jogeshwari	18"
43	Versowa Road, Andheri	3"
44	Ghodbunder Road, Jogeshwari	18"
45	Versowa Road, Andheri	3"
46	Kol-Dongri Road, Vile Parle	2"
47	Kol-Dongri Road, Vile Parle	2"
48	Kol-Dongri Road, Vile Parle	2"
49	Kol-Dongri Road, Vile Parle	4"
50	Church Road, Vile Parle	9"
51	Juhu Development Scheme	12"
52	Mahatma Gandhi Road	6"
53	Kol-Dongri Road, Vile Parle	2"
54	Station Avenue Road, Chembur	3"
55	Union Park, Sion Trombay Road, Chembur	2"
56	Ghatla Village, Chembur	2"
57	Near Saraswati Chawl, Agra Road, Bhandup	12"
58	Union Park, Sion Trombay Road, Chembur	2"
59	Jethabhai Lane, Ghatkopar	2"
60	Union Park, Sion Trombay Road, Chembur	2"
61	Union Park, Sion Trombay Road, Chembur	2"
62	Near Indian Smelting and Refining Co., Bombay Agra Road, Bhandup	12"
63	Near Holding Depot, Bombay Agra Road, Ghatkopar	12"
64	5th Road, Ghatkopar	4"
65	Bombay Agra Road, Vikhorli	6"
66	5th Road, Ghatkopar	3"
67	Village Road, Bhandup	2"
68	Village Road, Bhandup	2"
69	Village Road, Bhandup	2"
70	Mahatma Gandhi Road, Ghatkopar	5"
71	Junction Bhattipada Road and Agra Road	6"
72	Union Park, Chembur	2"
73	Ghatkopar Mahul Road, Amarpada Village	6"
74	Old Agra Road near junction Belgrami Road, Kurla	6"

APPENDIX 'V' (*Vide Para. 15*)

Particulars of water mains laid by Construction Branch during 1957-58.

Name of work.	Size.	Length.
		R. ft.
(1) Providing 12" water main along Bombay Agra Road from Ghatkopar to Vikhroli ...	12"	3,468
(2) Enlarging the existing 3" water main in Tilak Road and Upasaria Lane from the junction of Khokani Lane to Vallabh baug Lane to 6" size and extending the same along Tilak Road towards south for 1,000 ft. length.	6"	1,600
(3) Providing additional hydrants in the Suburbs wherever necessary "Laying 3" hydrant main for Anandji Lane, Ghatkopar.	3"	301
(4) Enlarging the existing water mains and laying new water mains in roads in Chembur Development Scheme No. III.	4"	3,395
(5) Enlarging the existing 3" 2" water main in Mehtab Lane and Jewish Colony to 6" size and extending it further to Bombay Agra Road, Kurla.	6"	1,245
(6) Laying a small sized main wherever necessary. "Laying a 4" water main in the approach road to Vikhroli Station."	4"	900
(7) Laying 12">9">6" mains in Bombay Agra Road, Kurla ...	12"	426
	9"	1,242
	6"	2,257
(8) Laying a 12" main along Bombay Agra Road, Bhandup, from Town Duty Office Towards north upto Greater Bombay Municipal limit.	12"	2,114
(9) Laying a 4" water main in Bhattipada Road, Bhandup ...	4"	913
(10) Enlarging the existing 2" G.I. pipes in Jiwadaya Lane, Ghatkopar to 6" size ...	6"	1,080
(11) Providing 9">6" water main for Mahul Village ...	9"	253
	6"	7,062
(12) Laying 9" C.I. main along Kanjur Village Road from its junction with Bombay Agra Road Bhandup.	9"	1,358
(13) Laying a 6" water main in passage connet ing Swadeshi Mills Road and Sion Trombay Road.	6"	939
(14) Extending the 6" water main in Sion Trombay Road for a length of 3,500 Rft. from Chitah Camp.	6"	3,348
(15) Enlarging the existing 3" water main in Nowroji Lane, Ghatkopar to 6" size ...	6"	17,27
(16) Laying a 6" water main in Town Planning Scheme No. II, Ghatkopar ...	6	2,930
(17) Laying water main in the propsed roads in Kurla Kamgar Co-operative Housing Society, Kurla.	3"	837
(18) Laying a 6" water main along Ghatkopar Mahul Road from its junction with Sion Trombay Road to Anik Village.	6"	4,456
(19) Laying 6" feeder main from Ghatkopar Syphon Road to Bombay Agra Road ...	6"	3,762
(20) Laying 9" main along Linking Road (Dadabhai Road) from its junction with Juhu Road upto 9th Road, Khar, and 6" mains along North, Main and South Avenue in Gazdar Scheme.	9"	2,892
(21) Enlarging 6">5">4">3" water main along Juhu Road from its junction with Station Road upto Juhu Koliwada to 9" size.	9"	3,247
(22) Providing additional hydrants in the Suburbs wherever necessary ...	3"	1,035
(23) Remodelling water supply distribution system in 'K' Ward ...		
(I) Enlarging the existing 8" and 6" water main along Ghodbunder Road to 30">24" size between Andheri Naka and Jogeshwari Naka	24"	4,008
	30"	868
(24) Enlarging the existing 3" water main along Saraswati Road, Santacruz to 12">9">5" size and extending it to its dead end	12"	1,134
	9"	16
	6"	276
(25) Enlarging the existing 6">4" water main in Old Nagardas Road and Parsi Panchayat Road to 9">6" size and extending it to the further developed road.	9"	759
		1,896
(26) Laying water mains in Juhu Vile Parle Development Scheme ...	15"	2,297
	12"	5,610
	9"	865
	6"	318
(27) Laying 12" water main in Military Road and Central Salsette Track at Santacruz	12"	4,737
(28) Laying 9" water main along Vallabhbhai Patel Road (Linking Road) from its junction with Turner Road to its junction with Khar Pali Road in Town Planning Scheme No. III, Bandra.	9""	1,425
(29) Enlarging and laying water mains for Hindu Friends' Society ...	6"	293
	4"	1,986
(30) Laying 18" water main along Ghodbunder Road from its juncton with Caves Road, Jogeshwari, to Greater Bombay Municipal Limits.	18"	3,986
(31) Laying 18">15">12" water main along Caves Road, Jogeshwari	18"	413
(32) Replacing the existing 3" water main on Mahatma Gandhi Road, Vile Parle to 9" size.	9"	1,740
(33) Laying 6" water main along Irla Road, Vile Parle ...	6"	2,050

APPENDIX 'V' (*Vide Para. 15*)—*Contd.*

Particulars of water mains laid by Construction Branch during 1957-58.

Name of work.	Size.	Length.
(34) Replacing the existing 3" main along 1st Road, Khar by 9" main from Linking Road to Danda Bus Terminus.	9"	1,454
(35) Enlarging 3" main in Linking Road, Khar to 9" size from its junction with Khar Pali Road to 9th Road.	9"	2,333
(36) Laying 4" <6" water main in Town Planning Scheme No. III, Bandra ...	6"	2,762
	4"	10,952
(37) Enlarging the existing 3" water main in Mt. Carmel Road to 6" size and extending 4" water main in Rebello Road inSuburban Scheme No. VIII, Bandra.	6"	546
(38) Providing a 9" water main in Nagardas Cross Road, Andheri ...	9"	751
(39) Laying 4">3" water main in Lanes off Perry Road and Andrew's Road, Bandra ...	4"	758
(40) Laying water mains in Vile Parle (East), north of Hanuman Road ...	4"	1,467
	6"	737
	9"	38
	12"	815
(41) Laying 4" water mains in new roads at Kol-Dongri area, Vile Parle, South of Central Salsette Track.	4"	2,080
(42) Laying a 12" water main along Kurla Andheri Road from Tansa Main to Saki Naka and 9" main along Marol Maroshi Road.	12"	3,310
(43) Providing 4" water main on the road leading to Callina Church from Kole-Kalyan to Kurla Road.	4"	558

APPEDIX 'VI' (*Vide Para. 18*)

Works carried out from Village Amenities Funds"

Name of the work	Size.	Lengh R.ft.
(1) Enlarging the existing 3" water main to 6" size in Amboli Village ...	6"	360
(2) Providing 4" and 6" water mains for West Gaothan, Vile Parle ...	6"	1,871
	4"	375
(3) Laying 4" water main in Juhu Gaothan Nos. 1, 2 and 3 ...	4"	854
(4) Four S.P. hydrants were provided in Western Suburbs and one in Eastern Suburb	4	Nos.

WATER WORKS DEPARTMENT

(EXTENDED SUBURBS)

General

On 1st February 1957, the Extended Suburban Area was merged with the Bombay Municipal Corporation. On 26th March 1957, one Assistant Engineer, Water Works, was appointed to look after the distribution of water with a skeleton staff. As the work progressively increased, staff as per Appendix I was appointed from 1st March 1958.

The Water Works Branch in the Extended Suburbs is divided into two Sections :—

The Western Section dealing with the Distribution and Maintenance for the Suburban Towns of Goregaon (including Aarey Colony) and Malad (included in 'P' Ward) and Kandivli, Borivli, Dahisar and the surrounding villages (included in 'R' Ward) and

The Eastern Section, dealing with the Distribution and Maintenance for Mulund Area. (Included in 'T' Ward).

DISTRIBUTION OF WATER SUPPLY IN THE EXTENDED SUBURBS

Sources of Supply.

The water supply for Kandivli, Borivli, Dahisar and the outlying villages is mainly through wells and the other areas get their water supply partly through wells and partly through the water mains. The water mains were drawing supply from the following sources before the merger :—

(a) Western Extended Suburbs

(*i*) 8" Malad-Madh-Marve Military Main laid by the Military in 1943 under an Agreement with the Bombay Municipal Corporation for supply of water under Section 288 of the Bombay Municipal Corporation Act.

(*ii*) 8" and 12" Goregaon Main laid by the Public Health Engineer to the Government of Bombay, along Andheri-Marol Road and Ghodbunder Road. The supply was given under Section 288 of the Bombay Municipal Corporation Act.

(*iii*) The Public Stand Pipes fed by bore-wells.

(*iv*) Public wells containing potable water.

(b) Eastern Extended Suburbs

(*i*) 15" Main with 9" Tapping from the 72" Tansa Mains at Mulund laid on behalf of the *Ex*-Mulund Municipal Borough by the Public Health Engineer, Government of Bombay, who took the supply from the Bombay Municipal Corporation under an agreement under Section 288 of the Bombay Municipal Corporation Act. The Public Health Engineer had laid distributary and service mains in certain roads of Mulund Town.

(*ii*) 4" Connection given to Messrs. Asbestos Cement Company Ltd. at Mulund, directly from the two 72" Tansa Steel Mains. This connection was given through the Public Health Department, Government of Bombay, under an Agreement under Section 288 of the Bombay Municipal Corporation Act.

THE PRESENT POSITION WITH REGARD TO WATER SUPPLY IN THE WESTERN AND EASTERN PARTS OF THE EXTENDED SUBURBS IS AS UNDER.

A—Western Extended Suburbs

(*a*) The 8" Malad-Madh-Marve Military Main serves Goregaon, Malad and Madh Islands and was primarily given for giving supply to the Military Installations during the war viz., Chief Ordinance Depot, Kandivli, I. N. S. 'HAMLA' and other Military Installations on the Marve-Madh Island. The Main was handed over by the Military to the Public Health Engineer, Government of Bombay after the last War for the purpose of maintenance. But in 1955, the same was handed back to the Military Authorities by the Public Health Engineer as he did not find it economical to maintain the same at the rates, the Municipal Corporation were charging the Military Authorities on meter measurement.

(*b*) The 8" <12" Goregaon Main was laid for the Government Colonies at Goregaon and Versova.

(*c*) There are 74 Stand pipes in Malad where supply is given by coupons. This system is now discouraged and we are now giving metered supply to the Tenants' Associations for distribution of water.

(*d*) During the last hot weather in the month of March 1957, there was acute shortage of water supply in the Western Extended Suburbs and with the help of the Social Workers, 17 Storage Tanks were constructe in different localities. These Tanks were filled up by employing four mobile trucks fitted with pumping set driven by petrol engines to draw water from the hydrants into the mobile tanks and to pump it back into the 17 stationary tanks.

(*e*) In Goregaon Area, there are 13 Public Stand pipes in charge of the Gram Panchayat where the supply is given free of cost. 37 Metered connections were given by the Government of Bombay to private consumers in Goregaon before the merger and the same were handed over to the Department from 1st October 1957.

(*f*) In Akurli Village of Kandivli and Babhai Village of Borivli, the residents get water from public stand pipes fed by bore-wells. Water from these stand pipes is given free of cost.

B—Eastern Extended Suburbs

Supply is available in the Eastern Extended Suburbs at high pressure in view of the close proximiy of the 72" Tansa Mains and the advantage of it was taken by the residents by taking metered connections.

Tariff

Formerly, the rate of supply was Rs. 3.87 per 1000 gallons and the same was revised to 0.75 nP. per 1000 gallons to give relief to the Suburban Residents and also to bring the changes on City lines. As the water-charges rates were reduced, the consumption has increased proportionately.

ORIGINAL PROPOSAL OF PUBLIC HEALTH ENGINEER GOVERNMENT OF BOMBAY FOR REVISING WESTERN AREAS OF EXTENDED SUBURBS.

Augmentation and Improvement of Water Supply in Western portion of Extended Suburbs.

Originally, the Government of Bombay had prepared a scheme for tapping the Tulsi Lake. About 2 m.g. of water were to be supplied initially through a 27″> 24″> 18″ Main laid along the new road constructed by the Government, leading from Aarey Colony to National Park at Borivli. Later on, the whole of the Tulsi Lake was to be taken over by the Government for the Extended Suburbs and a quantity of 4 m.g.p.d. was to be supplied to this area. The Scheme was, however, abandoned on account of the merger of the Extended Suburbs with Greater Bombay.

Alternative Source of Supply.

The 27″> 24″> 18″ Main at Ghodbunder Road will serve as a feeder main for the Western Suburbs from Goregaon to Borivli and will be fed at present from the 24″> 18″ Main in Central Salsette Track. This main is reserved in the Master Plan for water supply for Andheri and Juhu Vile Parle Area, which is now fast developing. It is, therefore, necessary from now on to investigate the possibility of a nearer source of supply for the Goregaon-Dahisar Areas. A Preliminary Survey is being carried out for investigating the possibility of providing a dam on Dahisar River.

Augmentation of Supply in Eastern Extended Suburbs.

In the Eastern Suburbs at Mulund, more service mains are being laid. The existing 15″ tapping is adequate for the Mulund town except for the industries which have lately come up along the Bombay Agra Road, away from the 15″ tapping. To serve these industries, the existing 12″ Main in Bombay Agra Road, which now ends in Bhandup is proposed to be extended to join with 15″ Main at Mulund.

Quantity of Water Supplied.

1258 Million gallons of water were supplied to the Extended Suburban Areas during the year as per the details given below:—

Particulars	Western	Eastern	Total in m. g. s.
(1) Aarey Colony (Metered)	730	.....	730
(2) Domestic purposes (Metered)	186	81	267
(3) Non-domestic purpose (Metered)	21	32	53
(4) Public Stand-pipes (Un-metered)	50	55	105
(5) Temporary Stand-pipes given to the Associations	13	.....	13
(5) Water supplied on Coupons in Malad	30	.....	30
(7) Unaccountable loss due to undetected and underground leakages etc.	50	10	60
	1,080	178	1,258

PUBLIC WELLS, STAND PIPES AND CONNECTIONS

Wells.

There are 71 Public Wells of potable water supply in the Extended Western Suburbs and their locations are as under:—

Goregaon	Malad	Kandivli	Borivli	Dahisar	Mulund	Total
2	9	9	28	13	10	71

Stand Pipes.

There are 136 Public Stand-pipes in the Extended Suburbs as follows:—

Locality	No. of Stand-pipes	Remarks.
Malad	71	The total quantity of 30 Million gallons were supplied through the stand-pipes in Malad area on coupons and an income of Rs. 21,325 was received therefrom.
Goregaon	13	Free of charge.
Kandivli	3	Free of charge.
Borivli	1	Free of charge.
Mulund	48	Free of charge.
	136	

Number of Connections.

No additions were made to the Public Stand-Pipes during the year. 35 Connections granted by the Public Health Engineer, prior to merger, in Goregaon West, were taken over by the Municipal Corporation from 1st October 1957. 23 Metered Stand-pipes were given to the Tenants' Association for distribution of water. The particulars of connections made during the year are given in Appendix II.

Short Supply Complaints.

The Municipality has not given individual connections in the Western Extended Suburbs due to in adequate size of the Mains, consequetly there were no individual complaints for short supply of water However, several complaints were received from the people in the form of demonstrations (Morchas) and several written complaints from the Associations or short supply of water. This was due to early drying up of wells in Summer. In the Eastern Extended Suburbs there were 52 complaints for short supply.

Notices and Court Cases.

18 Notices were served for defective fittings under Section 278(2) of the Bombay Municipal Corporation Act. No prosecution was launched as the owners complied with the Notices.

MAINTENANCE WORKS

Pumping Sets.

The 2 Pumping Stations at Kandivli and Borivli were maintained during the year. The Pumps worked for 8 hours in normal season and 16 hours in hot season.

Maintenance of Water Mains.

12 Miles of Water Mains of sizes, varying from 1" to 15" were maintained during the year. 3 Fire-call in the Western Extended Suburbs were also attended to. Well water was used be cause pipe water was not introduced in this area.

METERS

A provision of Rs. 20,000 was made in the Budget Estimates for 1957-58. Out of this provision, 120 meters of sizes varying from ½" to 8" were ordered out and 113 meters were maintained, during the year. In addition to this, there were 61 private meters on the connections which were maintained by private parties.

Revenue from Meter Hire and from Sale of Meter.

The total revenue derived during the year from meter hire was Rs. 350.00 and that from the sale of water for all pruposes by meter measurement was Rs. 11,770.00. In addition to this, an amount of Rs. 3,574.80 was recovered as compounded charges.

Expenditure.

The Expenditure incurred for the Water Works Section of the Extended Suburbs was as under:—

		Rs.
1. Establishment including Dearness Allowance	...	20,620
2. Repairs and Maintenance	...	16,409
		37,029

CONSTRUCTION BRANCH

Pipe laying Works in Extended Suburbs.

For improving the water supply to the Extended Suburbs, about 6.42 miles of water mains varying in sizes from 4" to 18" were laid as shown in Appendix III. In addition to the laying of these Cast Iron Water Mains, 9,900 Rft. of galvanized Iron Pipes of sizes 1" and 2 were laid in lanes and by lanes of the Extended Suburbs.

Before the merger of the Extended Suburbs, the Government had a Scheme for laying water mains of sizes 18", 25" and 27" in Ghodbunder Road from Oshivra Bridge to Dahisar and the pipes for this Scheme were already purchased by the Government. The Municipal Corporation took over these pipes from the Governmen at a cost of Rs. 14,000, 00.

Laying 24" > 18" Central Salsette Main.

Immediately after the Merger, the question of augmenting the supply to the area from Goregaon to Dahisar was taken up. A 24" tapping on the 24" Tulsi Main was made near Sahar and water mains of a length of 5000 r.ft. each of 24" and 18" diameter were laid in the Salsette. The feeder main was connected to 30" main in Ghodbunder Road near Juhu Lane, *viz.*, Lallubhai Park at a cost of Rs. 7,27,807. The work was commenced in April 1957 and was completed in February 1958. Simultaneously 4000 r. ft. of 30" > 24" water main was laid along Ghodbunder Road from Juhu Lane (Andheri) upto Jogeshwari Naka. This work was expeditiously carried out to feed the 18" < 24" < 27". Trunk feeder main of the Extended Suburbs beyond Jogewhwari Naka.

The work of laying the 18" Trunk Feeder main, service and distributary mains, North of Oshivra Bridge (in the Extended Suburbs) was taken in hand from December 1957 and about 4500 r. ft. of pipes have been laid in a short period of 90 working days.

J. D. DAROGA,

M.S.C. (Eng.) (Lond.), B.E., M.I.E A.M. Inst. C.E., A.M.I. Mech. E., M.I.P.H.E., M.R.S.H., D.I.C.(Lond.).
Hydraulic Engineer.

APPENDIX I (*vide Para. 1*)

Staff Appointed from 1-3-1958.

	Designation.		No. of posts.	
1	Inspectors	...	3	
2	Overseers	...	2	
3	Assistant Estimator	...	1	
4	Tracer	...	1	
5	Meter Reader I Grade	...	2	
6	C. C. (Chief Clerk)	...	1	
7	Head Clerk	...	1	
8	Clerks	...	2	
9	Assistant Clerks	...	2	
10	Typist	...	1	
11	Peons	...	5	
12	Mukadams	...	2	
13	Fitters II Grade	...	3	
14	Plumbers	...	2	
15	Masons II Grade	...	2	
16	Water Pump Attendants	...	3	
17	Labourers	...	60	Including 30 tap attendants.
18	Sluicemen (Valvemen)	...	2	
19	Store Attendants	...	2	
20	Pump Drivers	...	4	
21	Chaviwallas	...	2	
22	Motor Drivers	...	1	
23	Cleaners	...	1	
24	Watchmen	...	3	

APPENDIX II (*Vide Para. 11*)

No. of Connections made during the year.

Size.	Eastern	Western	Total.
½"	114	7	121
¾"	21	6	27
1"	11	11	22
1¼"	1	...	1
2"	1	...	1
4"	2	...	2
Total ...	150	24	174

APPENDIX III (*Vide Para. 19*)

Particulars of water mains laid by Construction Branch (Extended Suburbs)

Serial No.	Name of Work.	Size.	Length (R. ft.)
1	Laying a trunk feeder main from Jogeshwari along Ghodbunder Road from Oshivra Bridge to Dahisar.	18" Cast Iron ...	8,881
2	Laying a 6" main by tapping 8" Military main at Junction of Marve Road with Ghodbunder Road Kandivli and laying galvanised Iron communication pipes in the lanes and bye-lanes.	6" Cast Iron ... 2" Galvanised Iron 1" Galvanised Iron 1½" Galvanised Iron	6,409 6,100 2,500 1,300
3	Laying 6" main on the East side along Daftary Road upto Pushpa Park tapping it on the 8" Military Main.	6" Cast Iron ...	3,265
4	Laying a 4" main along Quarry Road, tapping it from 8" Military Main (Malad).	4" Cast Iron ...	2,025
5	Tapping 8" main at Marve Road Junction and laying a main in Ghodbunder Road towards South upto Dadyseth Road.	9" Cast Iron ...	3,760
6	Laying a 6" main at Jakeria Road, Nanabhai Road and Dadyseth Road, Malad.	6" Cast Iron ...	3,883
7	Laying a 9" cast iron water main in Aarey Road and 4" Asbestos Cement main along Station Road to Dadyseth Road, Malad.	9" Cast Iron ...	2,476
8	Laying 6" main in Ghodbunder Road from Goregaon Station Road to Dadyseth Road, Malad.	6" Cast Iron ...	3,222
		Total ...	43,821

DRAWING No. HE/148C
13-3-1957

APPENDIX
(VIDE PARA.)

THE ALIGNMENT OF WATER MAINS IN EXTENDED SUBURBS

NOTE:-

2 Nos 72">57" AND 60" TANSA MAINS	SHOWN THUS:-	
24" TULSI MAIN	" "	
48" VEHAR MAIN	" "	
DUCT LINE	" "	
36" VAITARNA MAIN	" "	
CENTRAL & WESTERN RAILWAY LINES	" "	
TULSI, VEHAR & POWAI LAKES	" "	
BOMBAY MUNICIPAL LIMITS (OLD & NEW)	" "	
WARD BOUNDARIES	" "	

SCALE:- MILES 0 ½ 1 1½ 2

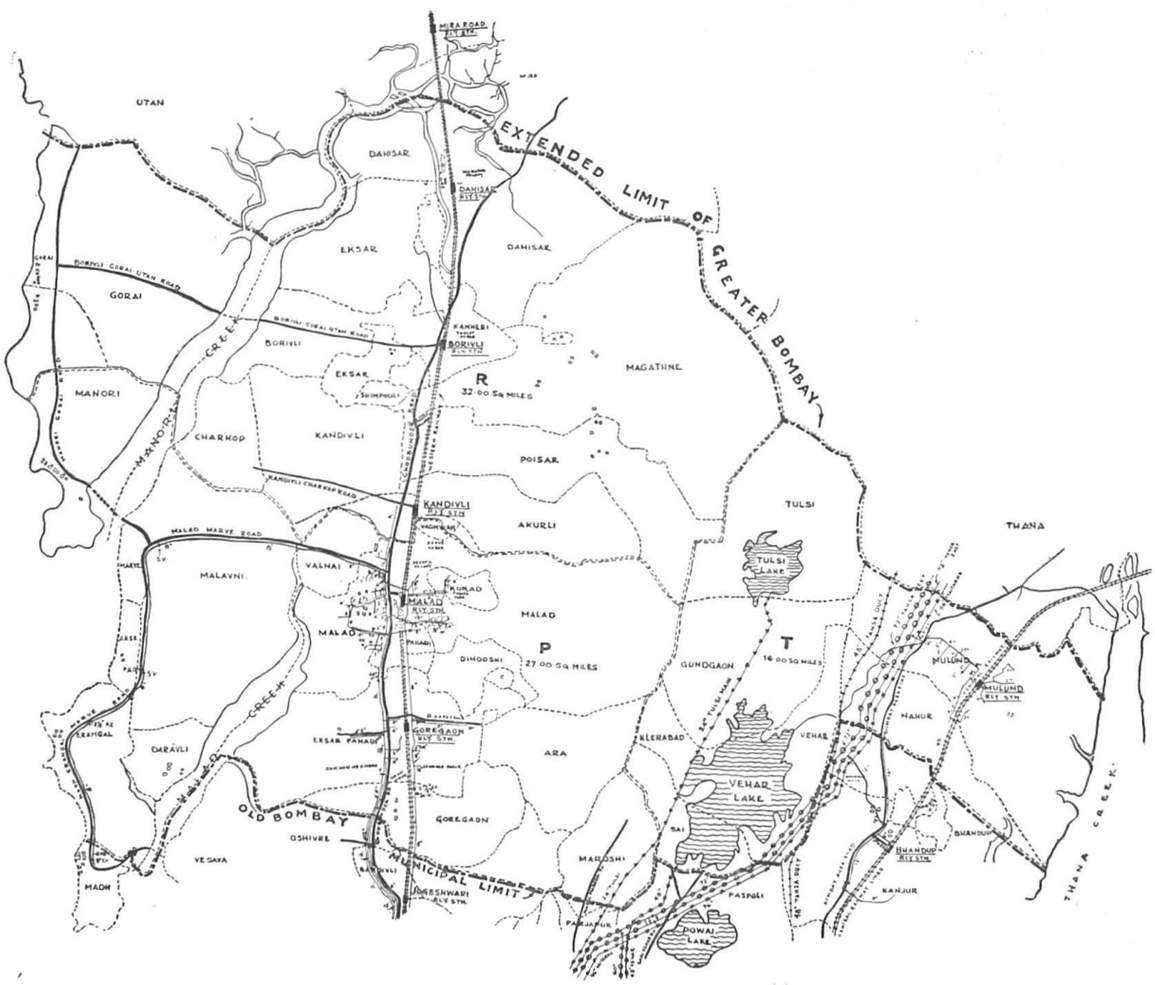

TRACED BY- K.K.S.R.A
CHECKED BY- [illegible]

ASST. ENGINEER
SURVEY

HYDRAULIC ENGINEER
BOMBAY MUNICIPAL CORPORATION

Assistant Superintendent of Licences (Subs.)

Shri N. S. Kharkar, B.A., was in charge of the Department from 1st April 1957 to 9th September 1957 and Shri N J. Alvares, M A., LL.B.' from 10th September 1957 to 31st March 1958.

LICENCE SECTION.

The total number of licences renewed and issued fresh under Sections 394 and 412-A and permits under Sections 390 and 393 of the Bombay Municipal Corporation Act during the year 1957-58 was 5,039 and 739 respectively and the fees realised therefrom amounted to about Rs. 1,90,046·26 nP. 370 licences were transferred during the year under report and the fees realised therefrom amounted to Rs. 1,160.00. These figures compare with those for the preceding two years as follows :—

Particulars.	Number of Licences and Permits.				Amount of fees realised.		
	1955-56	1956-57	1957-58		1955-56	1956-57	1957-58
			Licences renewed.	Fresh Licences.	Rs.	Rs.	Rs.
(1) Commodities and Trades (Sec. 394).	5,642	5,727	4,821	639	1,88,605.00	2,26,164.00	1,73,529.76
(2) Blowing Steam Whistles (Sec. 393)	...	2	1	1	...	260.00	80.00
(3) Milk Products, Ghee Butter (Sec. 412-A).	228	224	206	15	1,546.00	1,638.00	1,305.00
(4) Factories ... (Sec. 390).	42	155	11	84	4,301.00	10,563.00	15,131.50
(5) Transfer of licences under Sec. 394 and 412-A.	380	346	370	...	1,202.00	1,079.00	1,160.00
Total ...	6,292	6,454	5,409	739	1,95,654.00	2,39,704.00	1,91,206.26

The amount held in deposit account as Licence Fees outstanding as on 31st March 1958 was Rs. 40,742.73 nP. in respect of 333 licences. Loss of revenue incidental to the disuse or demolition of old licenced places or the diversion of their user for the trades not requiring Municipal Licences amounted to about Rs. 4,612.50nP.

Miscellaneous receipts amounted to about Rs. 496.50 nP.

The procedure of renewing the licences during the month of April was continued during the year under report also.

The new form of licence introduced since 1st April 1956 containing provision for endorsing renewals thereon for 5 years was found to be very suitable as it dispensed with the labour of issuing fresh licence forms every year.

ADVERTISEMENT SECTION.

The total number of permits for avertisements issued during the year under Section 328 and 328A was 59 and the revenue derived therefrom came to about Rs. 45,692.82nP.

These figures compare with those of the preceding two years as follows :—

Particulars.	Number of Permits.			Amount of fees collected including composition.		
	1955-56	1956-57	1957-58	1955-56	1956-57	1957-58
				Rs.	Rs.	Rs.
(1) Wall Posters, Hoardings and Boards.	405	365	606	15,741.00	17,985.00	27,072.65
(2) Moveable Boards and Hand Carts.	22	14	41	893.00	534.00	1,465.00
(3) Illuminated Advertisements and Sky-signs.	120	66	118	7,289.00	5,338.00	7,956.70
(4) Non-illuminated Skysigns.	169	128	194	9,801.00	6,280.00	9,198.47
(5) Wall Paintings ...	5	8	...	234.00	210.00	...
Total ...	721	581	959	33,958.00	30,347.00	45,692.82

Besides advertisement fees, ground rent in respect of advertisements displayed on Municipal Properties was collected by this Department, and a sum of Rs. 7,935.00 nP. received during the year under report was accepted in deposit pending adjustment, as compared to deposits of about Rs. 9,664.00 nP. received durnig the last year.

HAWKERS.

Licences under Section 313 and 313-A.

The total number of hawkers' and squatters' licences issued during the year was about 436 and the fees realised therefrom amounted to about Rs. 45,334.17 nP. and the Removal charges recovered under Section 490, amounted to about Rs. 10,249.27nP. These collection figures compare with those of the last preceeding two years as under :—

Particulars.	Number of licences issued.			Amount of fees collected.		
	1955-56	1956-57	1957-58	1955-56	1956-57	1957-58
				Rs.	Rs.	Rs.
(1) Squatter fees collected in Reserved Areas under Section 313.	2,526	2,325	2,222	40,334.00	35,652.00	34,393.75
(2) Fees received from itinerant hawkers' licences under Sec. 313A	1,500	1,725	1,824	8,156.00	10,229.00	10,940.42
(3) Recovery of expenses (under Sec. 490 for removal of encroachments under Sec. 314).	2,303*	3,463*	2,764*	6,729.00	10,629.00	10,249.27
Total ...	6,329	7,563	6,810	49,963.00	55,219.00	55,583.44

* Items removed.

The system of issuing photofolders was introduced last year to facilitate the identification of the squatters.

The number of prosecutions for offences against the provisions of Sections 394, 328 and 328A launched during the year under report and the results thereof, as compared with those of the preceding two years, are as under :—

Year.	Offence under Section.	No. of cases pending in Court on 1-4-1957	Total No. of cases launched.	No. of cases withdrawn on compliance with law.	No. of cases resulted in conviction.	Amount of fines inflicted.	No. of cases resulted in acquittal.	No. of cases pending at the close of the year.
						Rs.		
Licence Section—								
1955-56 ...	394	75 (including 7 on Dormant File).	252	148	111	3,386.00	2	66 (including 17 on Dormant File).
1956-57 ...	394	56 (including 13 on Dormant File).	221	122	85	1,335.00	4	66 (including 4 on Dormant File).
1957-58 ...	394	69	430	73	198	4,185.00	7	220 (including 26 on Dormant File).
Advertisement Section—								
1955-56 ...	328	...	27	24	1	5.00	...	2
	328A	96	143	144	2	10.00	4	89
1956-57 ...	328	2	22	21	...	...	...	3
	328A	1	544	340	1	25.00	4	200
1957-58 ...	328	199	417	399	83	480.00	...	134 (including 83 on Dormant File).
	328A	4	2	5	...	...	...	1
Ghee and Butter—								
1955-56 ...	412A	3	...	3	...	...	...	...
1956-57 ...	412A	...	...	...	...	...	...	...
1957-58 ...	412A	...	...	...	...	...	...	...

The total revenue of the Licensing Section is about Rs. 2,92,979.02 nP

SHOPS AND ESTABLISHMENTS SECTION.

928 establishments were registered during the year under Section 7 of the Bombay Shops and Establishments Act, 1948, and the total number of establishments registered at the close of the year was 12,883.

Complaints.—During the year under report 120 complaints were received and 4 complaints were pending investigation at the beginning of the year. Out of these 122 complaints were disposed of leaving 2 complaints pending at the end of the year.

Mass-Raids.—103 Mass Raids were arranged during the year, out of which 69 were 'Day Raids' and 34 were 'Night Raids'. The raids were arranged with a view to check up the weekly closing days of Shops etc., employment of young persons before and after the prescribed hours as well as to check the opening and closing hours of shops and to see whether the prescribed registers and records were properly maintained by the employers.

Visits and Re-visits.—The number of visits paid to the establishments was 14,823 as against 18,066 in the previous year.

Prosecutions.—61 cases were pending at the beginning of the year and 605 new prosecutions (including 5 Revived cases) were launched as against 650 filed in the previous year. Out of these 548 cases resulted in conviction. One case was admonished and discharged and one more was warned and discharged. Two cases were withdrawn and six cases were kept on Dormant File. The number of cases pending at the end of the year was 103.

Fines.—The total amount of fines inflicted amounted to Rs. 14,77[illegible].00 as against Rs. 16,620.00 of the previous year.

Government has sanctioned Rs. 16,605.00 by way of grant-in-aid as against a total expenditure of about Rs. 62,292.00.

Registration Fees.—Registration fees realised during the year under report were about Rs. 1,843.72nP. as against Rs. 2,424.00 in the previous year.

THEATRE TAX.

The following rates of Theatre Tax were sanctioned by the Corporation for the year under report *vide* their Resolution No. 1546 dated the 28th January 1957.

Rates of Theatre Tax.

Type of Entertainment.	Rate of Tax.	Rate of Tax, if payment for a whole month is made within the first five days of the month
(1) Class I Cinema Theatre ...	Rs. 10 per show	... Rs. 8-12-0 per show.
(2) Class II Cinema Theatre	Rs. 7 per show	... Rs. 5-10-0 per show.
(3) Drama, Concert, Variety Entertainment or Tamasha.	Rs. 7 per show	... Rs. 5-10-0 per show.
(4) Circus, Carnival or Fete ...	Rs. 10 per day.	... Rs. 8-12-0 per day.
(5) Any other Entertainment ...	Rs. 7 per show, if there are no separate shows Rs. 7 per day	Rs. 5-10-0 per show or if there are no separate shows Rs. 5-10-0 per day.

There were 14 Class II theatres only in the Suburban Area and the receipt of Theatre Tax from them was mostly regular. Theatre Tax was also collected from stray performances etc., where admissions were on payment, whereas cinema shows, dramas, etc., were granted exemptions when held in aid of charitable institutions. The total Theatre Tax collection amounted to Rs. 98,761.31 nP. and a further sum of Rs. 3,850.00nP. was held in deposit pending adjustment.

PAYMENT OF WAGES ACT, 1936.

The provisions of this Act were made applicable from 1st April 1955 to establishments governed by the Bombay Shops and Establishments Act, 1948, by Notification No. 729/48 of 3rd March 1955. Staff consisting of one Junior Inspector and one Clerk appointed for the administration of this Act in the Suburbs was continued during the year under report. 59 complaints were received during the course of the year in addition to 3 pending at the end of the last year of which 61 were disposed of, mostly by bringing about compromises between the employers and the employees and the claims of the complainants were settled amicably. One case was required to be filed before the authority under the Payment of Wages Act, which was finally decided and the employer was directed by the authority to pay the complainants their dues in full. Only one case remained pending at the close of the year.

LICENCE DEPARTMENT (Extended Subs.)

With the integration of the Extended Suburbs from 1st February 1957, the work of the Licensing Department was in its initial stages looked after by Shri S. G. Redkar, Assistant Municipal Commissioner. till 31st October 1957. From 1st November 1957, Shri N. J. Alvares, Assistant Superintendent of Licence (Suburbs), was entrusted with the work of Licensing Department in the Extended Suburbs.

Licence Section.

In the Grampanchayat areas of Goregaon and Dahisar, there was no licensing system prevalent at the time of merger. In the *Ex*-Municipal areas of Borivli, Kandivli, Malad and Mulund the only licensing system prevalent was for eating houses, hotels, aerated water shops and pan shops etc.

The notification making the rates applicable as per Schedule 'M' of the table of licence fees to this area from 1st July 1957 was published by the Assistant Municipal Commissioner on 1st June 1957. The total revenue realised under Sections 394 and 412-A was Rs. 4,624.50 nP.

The procedure of granting new licences was taken up with the approving authorities only at the fag end of the year on account of the time spent on preliminary arrangements.

Advertisement Section.

The existing boards, hoardings, etc., under the Extension of Limits Act of 1956 were exempted under Section 328-A. Recoveries in respect of new advertisements were, however, effected which amounted to Rs. 192.00.

HAWKERS

Licences under Section 313, 313 A and 314.—There was no system of removal of encroachments on public streets in the merged areas. However, it was introduced during the year under review and action taken whenever possible resulting in realisation of redemption charges to the tune of Rs. 373.00.

Similarly prior to merger, there was no system of issuing squatters' and Roving Hand Cart Licences as required under Section 313 and 313-A. The question of creating Reserved Areas and issuing of Roving Hand Cart Licences was under active consideration and had reached a final stage at the close of the year under report.

Recoveries in respect of stallage charges were made at the old rates of the *Ex*-Municipalities upto 28th February 1958 by the Assistant Superintendent of Markets (Suburbs) and thereafter till 31st March 1958 by this department, which amounted to Rs. 1,473.50 nP.

The number of prosecutions for offences against the provisions of Section 394, launched during the year were eleven, which were subsequently withdrawn on payment of the licencee fees..

Shops and Establishments Section

By Bombay Act LVIII of 1956, the area formerly comprising of the Municipalities of Malad, Kandivli, Borivli and Mulund and the Grampanchayats of Goregaon and Dahisar and 34 Villages mentioned in the Schedule to the Act were on 1st February 1957 merged in the jurisdiction of the Greater Bombay Municipal Corporation. Prior to the date of merger, the Shops and Establishments Act was applicable to three *ex*-Municipal areas only *viz.*, Malad, Kandivli and Borivli. The Act was, however, made applicable to the remaining areas also from the date of merger.

The total number of Shops and Establishments etc. registered under the Act at the close of the year was 4,313.

Complaints.—With the passage of time, the employees have become aware of the benefits to them under the Bombay Shops and Establishments Act and Payment of Wages Act and approached the authorities for the redress of their grievances. As many as 21 complaints were received during the year under report of which 15 were disposed of leaving 6 pending at the close of the year.

Mass Raids.—Eleven Mass Raids were arranged during the year to check up the weekly closing days of Shops etc.; employment of young persons beyond prescribed hours and also to check up the opening and closing hours of establishments and so on.

Visits and Revisits.—The number of visits and re-visits paid to the establishments etc. was 2,919 till the end of the year under report.

Prosecutions.—Of the nineteen cases of prosecutions launched, 17 resulted in conviction and in one case, the party was acquitted leaving only one case pending at the close of the year.

Fines.—The total amount of fines inflicted amounted to Rs. 650.00.

Registration Fees.—The registration etc. fees received during the year under review amounted to Rs. 2,986.70 nP.

Payment of Wages Act, 1936.

The provisions of this Act were made applicable to the establishments governed by the Bombay Shops and Establishments Act, 1948. Staff consisting of one Inspector and one Peonwas appointed for the administration of this Act. Nine complaints under this Act were received till 31st March 1958 of which 6 were disposed of mostly by bringing about compromises amongst the contending parties. Thus only 3 complaints remained pending at the close of the year.

Theatre Tax

There were eight 2nd Class Cinema Theatres in the Extended Suburbs. Theatre tax was collected at the old rates prevalent in the *ex*-Municipalities till 31st March 1958. New rates sanctioned under Corporation Resolution No. 1543, dated the 31st January 1958 were made applicable to this area from 1st April 1958. Efforts to collect the Municipal Revenue from this sources yielded Rs. 23,293.75 nP.

MARKET DEPARTMENT (Suburbs)

Shri V. G. Sukhatankar, B.A., was incharge of the office of the Assistant Superintendent of Markets (Suburbs) during the year.

The total receipts of the department amounted to Rs. 5,78,216.13 as against Rs. 4,99,507.39 in the previous year showing an increase of Rs. 78,708.74 over the previous year.

There were 16 Municipal and 2 Private Markets. The particulars of each market with regard to the number of stalls, revenue and expenditure etc., as compared with those of the previous year are given in Appendix 'A'.

Licence fees of the two private Markets *viz.*, Bharucha's Private Market at Vile Parle and Asgarali Private Market at Kurla, have been recovered for 1957-58.

The number of Municipal slaughter houses functioning during the year was five. The total number of animals slaughtered, Fees recovered from each slaughter house is shown in Appendix 'B'.

The total number of animals brought for slaughter at different slaughter houses in the suburbs and the number of animals rejected as unfit on ante-mortem and post-mortem examinations as compared with those of the previous year are as follows:—

Year	Animals brought for slaughter at different slaughter Houses.			Animals rejected as unfit on ante-mortem examination.		
	Buffaloes.	Cows and Bullocks	Sheep and Goats	Buffaloes	Cows and Bullocks	Sheep and Goats
1957-58 ...	4,848	632	77,729	114	121	1,279
1956-57 ...	4,850	628	75,135	355	151	994

The principal causes of ante-mortem rejection were cystecercusbovis, sheep-pox, foot and mouth diseases, emaciation and pregnancy and those of post-mortem condemnation were liver flukes, abscesses and bruises.

The approximate weight of dressed meat of buffaloes, Cows and bullocks was 1,138 tons and that of sheep and goats was 694 tons.

The total meat destroyed at Kurla slaughter House was 2.09 tons during the post-mortem examination.

The following improvements were made in the Municipal Markets during the year:—

(1) Expanded metal was provided to the slaughter house at Chembur.

(2) The roof of Chembur Market was oil-painted.

(3) Four gates were provided in the existing entrances to the compound of Andheri Market.

(4) Platforms, in fish section were provided at Andheri Market, Andheri.

(5) The work of Rewiring electric installation at Bandra Town Market was completed.

(6) Sheds were provided over vegetable squatters' spaces at Town Market, Bandra.

(7) A Cement concrete plat-form was provided outside fish section of Town Market, Bandra.

All the Markets and slaughter houses were regularly inspected and a strict supervision was exercised with regard to sanitation of the places and wholesomeness of the articles of food offered for sale. Unwholesome articles of food such as fish, fruit, vegetables etc., in different markets and slaughter houses weighing 48,248 lbs. were destroyed during the year. The total meat destroyed was 9251.5 lbs. as against 8,389 lbs. during the previous year.

In all 97 raids were carried out for detecting unauthorized slaughter and sale of animals in the Suburbs In all 73 cases were filed out of which 72 cases resulted in conviction and one case is pending decision. The total amount of fines inflicted was Rs. 2,330. The total amount realized by auction sale of confiscated animals and skins was Rs. 1,100.23.

The amount realized during the year under different items of revenue, has been shown in Appendix 'C'.

V. G. SUKHATANKAR,
Asstt. Superintendent of Markets (Subs.)

APPENDIX 'A'

Statement showing the number of Stalls at each of the Municipal Markets and receipts and expenditure etc., during the year 1957-58.

Name of the Market.	Total No. of stalls. 1957-58.	Total No. of stalls. 1956-57.	Stallage charges. Rs. nP.	Squatter, Licence fees etc. Rs. nP.	Total Receipts. Rs. nP.	Total expenditure Rs. nP.	Net Receipts 1957-58. Rs. nP.	Net Receipts 1956-57. Rs. nP.	Increase or decrease in the net receipts over the previous year. Rs. nP.
Town Market, Bandra	71	71	11,618 81	30,113 31	41,732 12	14,859 71	27,932 91	29,905 91	1,973 0
Pork Market, Bandra	3	3	432 0	628 50	1,060 50				
Pali Market	17	17	2,484 0	5,403 56	7,887 56	7,618 40	269 16	183 87	85 29
Khar Market	156	148	74,923 93	13,686 15	88,610 8	24,180 17	64,429 91	57,006 37	7,423 54
Koli-Kalyan Market	4	4	936 0	3,154 79	4,090 79	7,820 64	1,710 89	1,535 70	175 19
Vakola Market	Squatter	Area.	...	5,440 74	5,440 74				
Santa-Cruz Market	12	12	1,712 72	19,204 16	20,916 88	11,856 22	9,060 66	8,009 27	1,051 39
Vile-Parle Market	79	79	25,331 26	4,728 38	30,059 64	9,840 4	20,219 60	19,086 75	1,132 85
*Andheri Market	202	201	26,180 78	48,739 82	1,04,920 60	38,053 30	66,867 30	74,740 11	7,872 81
Bazar Ward Market	2	2	380 0	1,669 85	2,049 85				
*Takia Market	48	48	6,217 55	12,113 80	18,331 35	18,692 58	7,095 33	11,090 55	3,995 22
Bridge Market	54	54	1,829 07	3,577 64	5,406 71				
Ghatkopar Veg. Market	46	46	6,037 96	5,288 94	11,326 90	10,857 60	5,933 91	6,768 9	834 18
*Chiragnagar Mutton Market	10	10	2,590 0	2,874 61	5,464 61				
*Chembur Market	16	16	13,667 71	9,619 16	23,286 87	9,598 51	13,688 36	14,844 33	1,155 97
,, ,, Spaces	56	56							
Marol Weekly Market	Squatter	Area.	...	10,539 99	10,539 99	235 19	10,304 80	9,119 75	1,185 5
Total ...	776	767	2,04,341 79	1,76,783 40	3,81,125 19	1,53,612 36	2,27,512 83	2,32,290 70	4,777 87

* Income derived from the Slaughter Houses attached to the respective Markets has been included.

V. G. SUKHATANKAR,

Asstt. Superintendent of Markets (Suburbs).

APPENDIX 'B'

Statement showing the number of animals slaughtered and the amount of Slaughter Fee levied thereon, during the year 1957-58.

Description of animals slaughtered and place of Slaughter.	April.	May.	June.	July.	August	Sept.	October	Nov.	Dec.	January	February	March.	Total No. of Animals.	Total amount of slaughter fees. Rs.	Pn.
Buffaloes slaughtered at Kasaiwada, Kurla ...	400	407	403	420	402	398	410	401	414	407	370	416	4,848	72,720	0
Cows and Bullocks slaughtered at Kassaiwada, Kurla ...	51	52	53	52	51	50	50	49	53	49	43	54	607	910	50
Cows and Bullocks slaughtered for religious purposes at Kasaiwada, Kurla ...	...	...	...	25	...	...	...	...	...	...	...	...	25	37	50
Sheep and Goats slaughtered at Goat Slaughter house, Takia Ward, Kurla ...	2,522	2,873	3,210	3,367	2,397	3,000	3,506	2,979	2,904	2,595	2,210	2,892	34,455	8,613	75
Sheep and Goats slaughtered at Chembur Slaughter House	905	1,104	1,318	1,352	1,015	1,170	1,444	1,251	1,479	1,458	1205	1,709	15,410	3,852	50
Sheep and Goats slaughtered at Ghatkopar Slaughter House ...	605	692	765	710	526	671	957	775	747	672	537	698	8,355	2,088	75
Sheep and Goats slaughtered at Andheri Slaughter House	1,446	1,624	1,781	1,901	1,554	1,637	1,784	1,548	1,710	1,540	1,229	1,755	19,509	4,877	25
Pigs slaughtered at Pork Market, Bandra ...	39	29	40	33	36	62	36	37	66	40	39	41	498	622	50
Pigs slaughtered at Vakola ...	4	4	5	4	5	8	5	4	9	4	5	4	61	76	25
Pigs slaughtered at Santa Cruz ...	7	4	6	4	5	6	4	5	5	7	4	6	63	78	75
Pigs slaughtered at Bandra ...	42	19	17	86	54	149	85	101	180	128	91	86	1038	1,297	50
Goats slaughtered for private purposes ...	...	...	...	...	...	53	...	...	...	...	...	...	53	33	76
Early slaughtering of goats at Kurla ...	...	...	...	...	...	...	...	...	...	...	...	...	...	20	0
Total ...	6,021	6,808	7,598	7,954	6,045	7,204	8,281	7,150	7,567	6,900	5,733	7,661	84,922	95.229	1

V. G. SUKHATANKAR,
Asstt. Superintendent of Markets (Subs.).

APPENDIX 'C'

Statement showing the receipts under different items during the year 1957-58.

Serial No.	Particulars.		Year 1957-58		Year 1956-57	
			Rs.	nP.	Rs.	nP.
1	Stallage charges	...	2,04,341	79	1,93,783	94
2	Squatter fees	...	1,42,257	48	1,34,184	0
3	Slaughter fees	...	95,229	01	1,19,565	37
4	Miscellaneous Receipts					
	(*i*) Removal of carcasses	...	12,285	17	12,580	44
	(*ii*) Blood (sale)	...	2,500	0	991	0
	(*iii*) Mis. Receipts	...	1,765	58	1,055	58
5	Rent of Buildings and Lands	...			...	
	(*i*) Ground Rent	...	*Nil.*		*Nil.*	
	(*ii*) Chawl Rent	...	868	0	288	0
6	Share of enhanced entrance fees,	...	1,06,142	10	20,510	06
7	Licence fees—					
	(*i*) Stall-holders	...	1,442	0	1,504	0
	(*ii*) Private Markets	...	*Nil.*		*Nil.*	
	(*iii*) Outside Meat Shops	...	8,579	0	13,646	0
	(*iv*) Kamatrees and others	...	1,847	0	448	0
	(*v*) Butchers in private Markets	...	782	0	720	0
	(*vi*) Nokarnama fees	...	177	0	251	0
		Total ...	5,78,216	13	4,99,507	39

V. G. SUKHATANKAR,
Asstt. Superintendent of Markets,
(Suburbs.).

MARKETS DEPARTMENT (Extended Suburbs)

The Market Department as such was started on 1st November 1957 and Shri V. G. Sukhtankar, B.A., was in charge of the same since then till the end of the year. Prior to this period, this Department was managed by the Assistant Municipal Commissioner, Shri S. G. Redkar.

There were 8 Municipal markets out of which 4 are Municipal Open Air Markets. 6 Private markets and 1 weekly private market were proposed to be licensed. The list of Municipal and Private markets with their location is given in Appendix 'A'.

There was no separate Municipal Slaughter House in the Extended Suburbs, but the slaughtering of animals (sheep and goats) was done at the slaughtering chambers attached to Borivli, Kandivli and Mulund Municipal Markets and Malad Private Markets.

The total receipts of the department amounted to Rs. 48,761.51 only. The Appendix 'B' gives the tabulated form of amounts realised under different items of revenue during the year under report. Licence fees to the extent of Rs. 480 in respect of mutton stalls in Private markets were realised and held in deposit.

With a view to checking of unauthorised slaughter of animals, a survey of the area of the Extended Suburbs was made for finding out the outside meat shops which existed prior to merger. There were 28 outside meat shops and licence fees in respect of 19 shops to the extent of Rs. 1,425 were realized during the year under report and held in deposit and the remaining 9 cases were kept under investigation.

The following works and improvements were carried out during the year under report:—

(1) A new Fish and Mutton Market was constructed at Mulund East, and the same was started functioning from 1st February 1958.

(2) Chowky for Inspector was provided at the above Market.

(3) A compound wall of C. I. Sheets, and new C. I. sheets to the roof and the side walls were provided in the Borivli Market.

(4) Washing place with a tap is provided at the Mulund Vegetable Market (West).

All the markets with slaughtering chambers were regularly inspected and careful supervision exercised over the stalls with regard to the quality of stuff exposed for sale thereat.

In the absence of Supervisory staff, only 2 raids were carried out during the year. One prosecution was launched and the accused was convicted and fined Rs. 70. During the raids 20 live goats were seized and an amount of Rs. 228 was realised by sale of confiscated animals and about 125 lbs. of meat was destroyed being unwholesome.

V. G. SUKHTANKAR,
Asstt. Superintendent of Markets (Suburbs)

APPENDIX 'A'

(a) Municipal Markets)

Ward	Name of the Market	Location
P	(1) Goregaon Municipal Open Air Market	... Panchayat Road, Goregaon.
	(2) Somwari Municipal Weekly Open Air Market	... Near Shankar Temple, Laxman Nanubhai Road, Malad.
R	(3) Kandivli Municipal Market ...	... Mahatma Gandhi Road, Kandivli Village, West.
	(4) Borivli Municipal Market ...	... Corner of Ghodbunder Road, and Mandpeshwar Road, near Borivli Railway Station.
	(5) Gorai Road Open Air Market ...	... Gorai Road, Borivli.
	(6) Carter Road Open Air Market ...	... Carter Road, Borivli.
T	(7) Fish and Mutton Market, Mulund East	... Near Mulund Railway Station, East.
	(8) Fruit and Vegetable Market, Mulund West	... Corner of Ramratan Trivedi Road and Lalwani Road, Mulund West.
	(b) Private Markets	
P	(1) Alladdin Private Market	... Aarey Road, Goregaon East.
	(2) Central Private Market	... Do.
	(3) Ganpat Jiwaji Trust Private Market (Mahant Private Market).	Gaothan Road, Malad.
	(4) Gupta Private Market	... Junction of Anant Road and Station Road, Malad, Near Malad Station.
	(5) D'Souza Private Market	... Vallabhbhai Tank Road, Malad.
R	(6) Mody Vegetable Private Market ...	... Narayandas Joshi Road, (Station Road), Kandivli.
	(7) Poiser Weekly Private Market ...	... In the compound of Poiser Church, Kandivli, Poiser.

APPENDIX 'B'

Statement showing the receipts under different items during the year 1957-58

Serial No.	Particulars.	Amount realised during 1957-58
		Rs.
1	Stallage charges	21,773.34
2	Squatter fees	26,569.26
3	Slaughter fees	112.47
4	Miscellaneous receipts	283.44
5	Licence fee	23.00
	Total ...	48,761.51

V. G. SUKHTANKAR,
Asstt. Superintendent of Markets (Suburbs).

EDUCATION DEPARTMENT (SUBURBS)

1. Supervision

Smt. Kapila T. Khandvala, B.A., B.T. (Bom.), M.A. (U.S.A.), the Education Officer of the Corporation and the respective Superintendents and Supervising Officers of the Education Department supervised the working of the Suburban Municipal Schools throughout the year.

2. Municipal Schools, Pupils and Teachers.

On 1st April 1957, there were 109 schools and 39 Classes in the Suburbs. One school and 10 new Classes were opened, 14 Classes were converted into Schools and one Class was closed during the year under report. Thus, on 31st March 1958, there were 124 Schools and 34 Classes in the Suburbs (*Vide* Appendix No. I).

The total number of Upper Primary and Lower Primary Schools and Classes, was 52 and 106 respectively. The total number of pupils as on 31st March 1958 stood at 52,175 as against 43,700 of the previous year, showing an increase of 8,475. The highest number on the roll in the Suburban Municipal Schools was 52,266 at the end of August 1957. The average number of pupils throughout the year was 42,704. A Table showing comparative figures of Municipal Suburban Schools and pupils therein at the end of March 1957 and March 1958 is given in the Appendix No. I.

At the end of the year under report there were 1,349 Ordinary Teachers imparting education to 52,175 pupils as against 1,141 teachers to 43,700 pupils during the previous year. Out of 1,349 Ordinary Teachers, 1,167 *i.e.* 86.5 per cent were trained as against 974 during the preceding year. A statement showing the number of Trained, Untrained, Permanent and Non-permanent teachers on the different sides is given in the Appendix No. II.

3. Pupils' Progress.

The Syllabus of studies was divided month by month for the guidance of teachers and for gradual completion of studies in time as per schedule. Teachers' Diaries, Progress Cards and Progress Registers were maintained in all Schools. Monthly tests of pupils of standards IV to VII and weekly tests of Standards I to III were taken during the year. Pupils of Standards I to III were promoted to higher standards at the end of the year on the basis of results of weekly tests held during the whole academic year. Written Annual Examination of pupils of standards IV to VII were held along with the examinations of pupils in the City Schools. Details of the Results of the Suburban School pupils at the Annual Examinations held in March-April 1958 and at the Primary School Certificate Examination conducted by Government in April 1958 are given in the Appendix No. III.

The Text Books for Suburban Schools continued to be the same as last year.

4. Fees and Freeships

Fees at the rate of Rs. 2 for Standard V; Rs. 2-4-0 for Standard VI and Rs. 2-8-0 for Standard VII were charged during the year under report, the education in Lower Standards being entirely free. All children of Scheduled Castes were taught free in Upper Primary standards and chidren of all Municipal employees drawing salary upto Rs. 240 per month also continued to be exempted from payment of fees. Freeships and half-freeships were granted to poor and deserving pupils.

5. School Buildings.

The number of Municipal owned school buildings in the Suburbs was 37 at the end of March 1958. Remaining schools were accommodated in rented buildings.

6. Aided and Recognised Schools.

There were 67 Aided schools at the end of the year with 575 teachers (500 ordinary and 75 special teachers) imparting education to 18,500 pupils. The total amount of assessed grant in case of Suburban Schools came to Rs. 2,33,383. The grants assessed were subjected to suitable cuts, taking into consideration the sources of income from fees, etc., of the schools concerned. The grants were sanctioned by the Corporation under their Resolution No. 114 of 28th April 1958, which will be paid to the schools during the ensuing year. The total expenditure incurred by the Suburban Aided Schools, during the year under report was Rs. 9,23,611. The average cost per pupil worked out to Rs. 90.5 to the Aided Schools and Rs. 9.6 to the Corporation.

Besides the Aided Schools, there were 7 Schools in the Suburbs which were recognised, but which did not receive any aid from the Corporation. There were 32 teachers in these schools, imparting education to 872 pupils.

7. Free and Compulsory Education.

The work of enforcement of compulsion was being looked after by the Assistant Special Attendant Officer with the help of Superintendents of Municipal Schools and their subordirate Supervising Officers.

As required by Rule 5 of the Rules framed by Government under Section 18 of the City of Bombay Primary Education Act as amended upto-date, a Census of non-attending children of school going age *i.e.* from 6 to 11 as well as those aged 3 to 6 was carried on from 8th July to 4th August 1957.

About 9,760 children of school-going age as well as the children on the average of school going age were admitted in Standard I in Municipal Schools during the Census campaign over and above the children of compulsory age who got admission in other Lower Primary Standards in Municipal Schools as well as Municipal Aided Schools.

The Census revealed the following rumber of non-attending compulsory age children along with the under-age children between 5 and 6 years as well as 3 and 5 years of age :—

Compulsory age children.	Children between 5 and 6 years.	Children between 3 and 5 years.	Total.
4,880	2,941	7,955	15,776

Government Syllabus in Physical Education for Lower and Upper Primary Schools in the State was followed in the Suburban Schools with suitable modifications.

8. Physical Education and Scouting.

Sports Competitions of pupils in Suburban Schools were held attwo Centres and winners in the Finals were awarded prizes at the Prize Distribution Ceremony of the Annual Sports held on 25th January 1958 at the Gilder Tank Playground under the Presidentship of Smt. Gidwani, wife of Shri V. L. Gidwani, I.C.S., Municipal Commissioner for Greater Bombay.

Two Mass Drill Displays—one at Bandra and another at Chembur—were held during the year.

The usual activities of Boy Scouts and Girl Guides were carried out during the year under report.

The National Discipline Scheme at Bandra Centre worked smoothly.

9. Finance.

The provisions for the City and Suburbs which were hitherto shown separately were intergrated with a view to avoiding administrative difficulties and he inconvenience caused by transfer of teachers from City and Suburbs and *vice versa*.

The details regarding income, expenditure, average cost per pupils is, therefore given in the main report of the Department for City, Suburban and Extended Suburban Schools.

10. General.

(*a*) *Sharad Utsav.*—Sharad Utsav was being celebrated at 3 centres in the Suburbs.

(*b*) *Extra-curricular Activities.*—Various activities such as celebration of Independence and Republic Days and Excursions to places of importance were conducted during the year under report. Other details are given in the main report of the Department for City, Suburban and Extended Suburban Schools.

K. KHANDVALA
Education Officer.

APPENDIX No. I

Municipal Schools and Pupils.

SUBURBS

Class of Schools.	Number on 31st March 1957.		Number on 31st March 1958.	
	Schools.	Pupils.	Schools.	Pupils.
Marathi ...	52+ 7 Classes	24,963	54+ 5 Classes	29,392
Gujarati ...	23+10 Classes	8,838	26+ 9 Classes	10,817
Urdu ...	18+ 7 Classes	4,623	24+ 4 Classes	5,708
Hindi ...	13+ 2 Classes	3,625	16+ 3 Classes	4,093
Tamil, Telugu etc. ...	1+12 Classes	668	1+12 Classes	880
Sindhi ...	2+ 1 Class	983	3+ 1 Class	1,285
Total ...	109+39 Classes	43,700	124+34 Classes	52,175

APPENDIX No. II

Statement showing the number of Trained, Untrained, Permanent and non-permanent Ordinary Teachers in Municipal Suburban Schools—1957-58.

Class of School.	Trained.		Untrained.		Total.	
	Permanent.	Non-permanent.	Permanent	Non-permanent.	Permanent.	Non-permanent.
Marathi ...	538	149	18	...	556	149
Gujarati ...	224	46	19	5	243	51
Urdu ...	66	12	29	56	95	68
Hindi ...	61	27	17	20	78	47
Tamil, Telugu etc..	10	8	6	4	16	12
Sindhi ...	22	4	4	4	26	8
Total ...	921	246	93	89	1,014	335

APPENDIX No. III.

Results of the Annual Examinations of the Municipal Extended Suburban Schools.

(i) Results of the Municipal Annual Examinations—1957-58.

Standard.	Number of Pupils.		
	Appeared.	Passed.	Percentage.
I ...	4,522	3,316	73
II ...	2,754	2,287	83
III ...	2,406	2,132	88
IV ...	1,974	1,600	81
V ...	1,404	1,268	90
VI ...	1,113	1,030	92
VII ...	720	696	96
Total ...	14,893	12,329	82

(ii) Results of the Municipal School Pupils at the P. S. C. Examination 1958.

Side.	Number of Pupils.		
	Appeared.	Passed.	Percentage.
Marathi ...	373	205	55
Gujarati ...	146	84	57
Hindi ...	7	2	28
Total ...	526	291	55

EDUCATION DEPARTMENT
(EXTENDED SUBURBS.)

1. Supervision

Smt. Kapila T. Khandvala, B.A., B.T.(Bom.), M.A.(U.S.A.), the Education Officer of the Corporation and the respective Superintendents and Supervising Officers of the Education Department supervised the working of the Extended Suburban Municipal Schools throughout the year.

2. Municipal Schools

On 1st April 1957, there were 54 Schools and 1 Class in the Extended Suburbs. Four new Classes were opended, 2 Schools were taken over and 1 Class was closed, during the year under report. Thus on 31st March 1958, there were 56 Schools and 4 Classes in the Extended Suburbs (*vide* Appendix No. I).

The total number of Upper Primary and Lower Primary Schools and Classes during the year under report was 27 and 33 respectively. The total number of pupils as on 31st March 1958 stood at 15,656 as against 14,109 of the previous year, showing an increase of 1,547. The highest number on Roll in Municipal Extended Suburban Schools was 16,819 at the end of August 1957. The average number of pupils throughout the year was 11,614. A table showing comparative figures of Municipal Extended Suburban Schools and pupils therein at the end of March 1957 and March 1958 is given in the Appendix No. I.

At the end of the year under report, there were 347 ordinary teachers imparting education to 15,656 pupils as against 319 teachers to 14,109 pupils during the previous year. Out of 347 ordinary teachers only 155 (*i.e.* 44.6 per cent.) were trained as against 122 (*i.e.* 38.2 per cent.) trained teachers during the preceding year. A statement showing the number of Trained, Untrained, Permanent and Non-permanent teachers on the different Sides is given in the Appendix No. II.

3. Pupil's Progress.

The Syllabus of studies was divided month by month for the guidance of teachers and for gradual completion of studies in time as per Schedule. Teachers' Diaries, Progress Cards and Progress Registers were maintained in all Schools. Monthly tests of pupils of Standards IV to VII and weekly tests of Standrads I to III were taken during the year. Pupils of Standard I to III were promoted to higher standards at the end of the year on the basis of results of weekly tests held during the whole academic year. Written Annual Examinations of pupils of Standards IV to VII were held along with the examinations of the City and Suburban Schools. Details of the Results of the Extended Suburban School pupils at the Annual Examinations held in March/April 1958 and at the Primary School Certificate Examination conducted by Government in April 1958 are given in the Appendix No. III.

Text Books for Extended Suburban Schools continued to be the same as last year.

4. Fees and Freeships.

Fees at the rate of Rs. 2 for Std. V, Rs. 2-4-0 for Std. VI and Rs. 2-8-0 for Std. VII were charged during the year under report, the education in Lower Standards being entirely free. All children of Scheduled Castes were taught free in Upper Primary Standards and children of all Municipal employees drawing salary upto Rs. 240 per month, also continued to be exempted from payment of fees. Freeships and half-freeships were granted to poor and deserving pupils.

5. School Buildings.

The number of Municipal owned school buildings in the Extended Suburbs was 25 at the end of March, 1958. Remaining schools were accommodated in rented buildings.

6. Aided and Recognised Schools.

There were 41 Aided Schools at the end of the year with 338 teachers (307 ordinary teachers and 31 Special teachers) imparting education to 87,928 pupils. The total amount of assessed grant in case of Extended Suburban Schools came to Rs. 1,09,764 and the Budget Grant was Rs. 40,000. Various cuts were, therefore, applied to the assessed amount on the basis of income and expenditure The final amount worked out to be Rs. 44,905. The amount was sanctioned by the Corporation under their Resolution No. 177, dated the 28th April 1958. The Budget provision had to be supplemented to meet the excess charges of about Rs. 5,000.

The average cost per pupil on the basis of admissible expenditure worked out to Rs. 80.7 to the Aided Schools and Rs. 7.8 to the Corporation.

Besides the Aided Schools, there was 1 School in the Extended Suburbs which was recognised but which did not receive grant from Corporation. There were 8 teachers in the school imparting education to 99 pupils.

7. Free and Compulsory Education.

The work of enforcement of compulsion was being looked after by the Assistant Special Attendance Officer with the help of Superintendents of Municipal Schools and their subordinate Supervising Officers.

As required by Rule 5 of the Rules framed by Govnerment under Section 18 of the City of Bombay Primary Education Act as amended upto-date a Census of non-attending children of schoolgoing age *i.e.* from 6 to 11 as well as those aged 3 to 6 was carried on from 8th July to 4th August 1957.

About 2,788 children of school going age as well as the children on the verge of school going age were admitted in Std. I in Municipal Schools during the census campaign over and above the children of compulsory age who got admission in other Lower Primary Standards in Municipal Schools as well as Municipal Aided Schools.

The Census revealed the following number of non-attending compulsory age children along with the under age children between 5 and 6 years as well as 3 and 5 years of age :—

Compulsory age children.	Children between 5 and 6 years.	Children between 3 and 5 years.	Total.
2,533	1,771	5,117	9,421.

Government Syllabus in Physical Education for Lower and Upper Primary Schools in the State was followed in the Extended Suburban Schools with suitable modifications.

8. Physical Education.

Sports Competitions of pupils in Extended Suburban Schools were held at two Centres and winners in the Finals were awarded prizes at the Prize Distribution Ceremony of the Annual Sports held on 25th January 1958 at the Gilder Tank Playground under the Presidentship of Smt. Gidwani, wife of Shri V. L. Gidwani, I.C.S., Municipal Commissioner for Greater Bombay.

A mass Drill Display was held at Malad on 14th December 1957 under the presidentship of Shri P. H. Vora, Municipal Councillor, wherein about 1,500 children took part.

The usual activities of Boy Scouts and Girl Guides were carried out during the year under report.

9. Finance.

As regards income and expenditure in respect of Extended Suburban Schools, the total expenditure was Rs. 3,57,736 as against the income of Rs. 2,48,020 (Government Grant Rs. 2,25,500 *plus* Miscellaneous Receipts Rs. 23,020). The excess of Rs.. 1,09,716 was met from General Revenue of Budget 'F'. The following table shows the Average cost per pupil for the year 1957-58:—

	Average cost per pupil.
	Rs.
(*a*) According to the number of pupils on 31-3-1958 (15,656) ...	22.84
(*b*) According to the Average number of pupils on rolls for the whole year 1957-58 (11,614) ...	30.80

10. General.

(*a*) *Sharad Utsav.*—Sharad Utsav was celebrated at two centres in the Extended Suburbs.

(*b*) *Extra-curricular activites.*—Various activities such as celebration of Independence and Republic Days and Excursions to places of importance were conducted during the year under report. Other details are given in the main report of the Department for City, Suburban and Extended Suburban Schools.

K. KHANDVALA,
Education Officer.

APPENDIX No. I.

Municipal Schools and Pupils.

Extended Suburbs.

Class of Schools.	No. on 31st March 1957.		No. on 31st March 1958.	
	Schools.	Pupils.	Schools.	Pupils.
Marathi ...	30	7,901	31+3 Classes	8,773
Gujarati ...	10	3,821	10+1 Class	4,556
Urdu ...	3	213	3	236
Hindi ...	4	1,037	5	1,024
Tamil, Telugu, etc. ...	3	245	3	203
Sindhi ...	4+1 Class	892	4	864
Total ...	54+1 Class	14,109	56+4 Classes	15,656

APPENDIX No. II.

Statement showing the number of Trained, Untrained, Permanent and Non-permanent ordinary Teachers according to sides—Extended Suburban Schools.

Class of Schools.	Trained.		Untrained.		Total.	
	Permanent	Non-permanent	Permanent	Non-permanent	Permanent	Non-permanent
Marathi ...	46	72	40	40	86	112
Gujarati ...	13	8	23	44	36	52
Urdu ...	1	2	3	...	4	2
Hindi ...	...	...	5	23	5	23
Tamil, Telugu etc. ...	...	2	...	4	...	6
Sindhi ...	9	2	1	9	10	11
Total ...	69	86	72	120	141	206

APPENDIX No. III

Results of the Annual Examinations of the Municipal Suburban Schools.

(i) Results of the Municipal Annual Examinations 1957-58.

Standard.	Number of Pupils.		
	Appeared.	Passed.	Percentage.
I ...	15,979	11,576	72
II ...	10,892	9,031	82
III ...	8,387	7,244	86
IV ...	6,308	4,714	74
V ...	3,619	3,284	90
VI ...	2,886	2,456	85
VII ...	1,976	1,765	89
Total ...	50,046	40,070	80

(ii) Results of the Municipal School Pupils at the P. S. C. Examination 1958.

Side.	Number of Pupils.		
	Appeared.	Passed.	Percentage.
Marathi ...	1,237	470	38
Gujarati ...	242	137	56
Urdu ...	57	39	68
Hindi ...	102	52	51
Total ...	1,638	698	43

GARDENS DEPARTMENT (Suburbs).

There are 14 gardens in the Suburbs. Tne site at Chuna Bnatti, Old Kurla has been filled up with sweet earth and tne work of laying out the same into a garden will be taken up after the funds are sanctioned.

The Gardens at Hill Road, Bandra admeasuring 7,605 sq. ft. was laid out.

The 35 ft. diameter well in the plot known as Diamond Circle at Chembur has been sealed and on this site it is proposed to construct a Summer house. The work of developing this plot is in progress and preliminary measures such as providing fencing and filling of low lying areas with seweet earth are being carried out.

The electric lighting arrangements in seven gardens in the Suburbs are being maintained by the Suburban Electric Supply Co. The question of providing electric lights in three more gardens, *viz.*, Rajawadi Gaden at Ghatkopar, (2) Garden at Sindhi Immigrant Society, Chembur and (3) Garden at T. P. Scheme, Bandra, is receiving attention.

1,250 trees were planted in different gardens and roads in the suburbs.

During the year under report, music programmes were arranged as under :—

(1) Juhu Park—Two vocal music and two orchestras.

(2) Bandra Lands End—Two Bands and two orchestras.

(3) Madhu Park, Khar—Two orechstras.

In all 145 complaints regarding cutting of trees and prunning of branches etc., were attended to. The trees planted in the 6th Government Housing Colony, were maintained and about 300 new trees were planted during the year.

A Store room has been constructed at Kurla Bail Bazar for storing garden tools, materials etc., required for the maintenance of gadens in the Suburbs.

G. S. HEGDE,
Superintendent,
Municipal Gardens, Bombay.

Gardens Department (Ext. Suburbs)

During the year under report, the following gardens and sites were taken over by the department for maintenance in the Extended Suburbs :—

(1) Lala Tulsiram Devidayal Park, at Mulund. (Existing garden).

(2) Bal Uddiyan at Mulund (Existing Garden).

(3) Open plot at Vijay Nagar Society at Mulund.

(4) Open plot at Kandivli on Vithalbhai Patel Road.

(5) Open plot in the Traffic island at Malad.

(6) Open plot near Local Board School Lane, Malad.

The work of developing the above sites is in progress, and the same will be completed when the funds are made available.

A cabin has been constructed near Vijay Nagar Society at Mulund for storing gardening materials.

Recorded music was relayed in the Lala Tulsiram Devidayal Park, Mulund, through Messrs. Prakash Electric Engineers on holidays and Sundays during the course of the year.

G. S. HEGDE,
Superintendent,
Municipal Gardens, Bombay.

Deputy Public Relations Officer's Department

(Suburbs and Extended Suburbs).

This Department dealt with 4,790 complaints as against 7,126 during the preceding year, received from the public regarding Buildings, Sanitation, Water Supply, Encroachments, Markets, Gardens, etc., and the defects detected by Assistant Public Relations Officers during their daily rounds, in private buildings and in various Municipal services rendered to the public such as accumulation of refuse, shortage of water supply, wastage of water, repairs to roads, chokes in drains, encroachments on roads, sanitation of markets, etc. After personal visits whenever required by the Assistant Public Relations Officers to the places complained of by the public, extracts were sent to the concerned departments for necessary action and reports. The complaints were also followed up carefully to see that the grievances of the public were satisfactorily redressed within a reasonable time. Cases of inordinate and avoidable delays were brought to the notice of the Municipal Commissioner and the Heads of Departments with a view to redress the grievances of the complainants expeditiously by tightening up the supervision over the staff. The defects noticed by the Assistant Public Relations Officers on their daily rounds were also referred to the concerned departments and were pursued till they were rectified by the departments. During the year 2,401 cases were complied with as against 3,707 during the preceding year.

Particulars of complaints received and complied with under various heads during the year were as under:

Heads	No. of complaints received.	No. of cases complied with
(1) Building	580	41
(2) Conservancy	523	244
(3) Drainage	541	208
(4) Sanitation	510	188
(5) Repairs to Roads	1,830	1,462
(6) Water supply	491	186
(7) Miscellaneous	315	72
	4,790	2,401

Public Relations Department (Suburbs and Extended Suburbs)

Statement of complaints received in the office during 1957-1958.

Description	Building Repairs	Road Repairs	Sanitation	Water Supply	Drainage	Conservancy.	Misc.	Total
Complaints noticed by the A. P. R. O.'s.	384	1,784	303	328	452	461	182	3,894
Complaints received from the public.	196	46	207	163	89	62	133	896
Total ...	580	1,830	510	491	541	523	315	4,790

Statement of complied cases during the year 1957-1958.

	41	1,462	188	186	208	244	72	2,401

PART-II.

CONTENTS

(SUBURBS)

	Page
(1) Summary of the vital statistics	1
(2) Review of the year	1
(3) Vital statistics	2
(4) Control of communicable diseases	2
(5) Sanitary conditions in the merged areas	3
(6) Licensable Trades	3
(7) Laboratory work	4
(8) Health Publicity and Propaganda	4
(9) Insecticide Services	5
(10) Vaccination	5-6
(11) Supply of Milk to the undernourished children attending Municipal Schools in the Suburbs	6-7
(*a*) Milk Feeds on Sundays	7
(12) Medical Relief—	
Hospitals (Table 47)	38
Maternity Services (Table 48)	39
Dispensaries	7
(13) General Review	7-8
(14) Tables Nos. 1 to 50 relating to the vital statistics, sanitation and Medical Relief ...	9-41
(15) Maternity and Child Welfare Services...	3
(16) Report for the Extended Suburbs	43-44

PART II

Summary of the Vital Statistics
FOR THE YEAR 1957

(1) Area of Suburbs	67.81 Sq. miles (43,398.40 acres)
(2) Density of population per acre	16.3
(3) Population { Census of 1951	5,10,250
(3) Population { Mid-year estimated for 1957	7,08,000
(4) Total live births registered	22,612
(5) Birth rate per 1,000 of population { Census 1951	44.3
(5) Birth rate per 1,000 of population { Mid-year estimated for 1957	31.9
(6) Total deaths registered	6,752
(7) Death rate per 1,000 of population { Census 1951	13.2
(7) Death rate per 1,000 of population { Mid-year estimated for 1957	9.5
(8) Total deaths among infants (under 1 year)	1,751
(9) Infant deaths per 1,000 live births	77.4
(10) Maternal Deaths	19
(11) Maternal Death Rate per 1,000 of births (including still births) 23,337	0.8
(12) Maternal Death Rate per 1,000 of live births 22,612	0.8
(13) Still Births	.725
(14) Plague Deaths	*Nil.*
(15) Cholera Deaths	*Nil.*
(16) Small-pox—	
(a) Deaths	60
(b) Death rate (per 1,000 of population)	0.08
(17) Influenza—	
(a) Deaths	28
(b) Death rate (per 1,000 of population)	0.04
(18) Tuberculosis—	
(a) Deaths	322
(b) Death rate (per 1,000 of population)	0.45

PART I.

INDEX

(SUBURBS)

	PAGE
Accounts Department—Report of the Chief Accountant (Suburbs)	21
Advances—Statement of	59
Advertisement Section—Fees from	135
Animals taxed—No. of the	93
Articles unwholesome—No. of	141
Assessment and Collection—Report of Deputy Assessor and Collector (Suburbs)	93-102
Balance sheet of Revenue Account	39
Buildings—Private—Inspection and Supervision of	103
Capital Expenditure—Details of	43
Capital Fund—Balance Sheet	41
Chief Accountant—Report on the Suburban Accounts	21
Collapses of Buildings	104
Departmental Heads—List of	1
Deposit Account—Statement of	60
Drainage—Information regarding	106-107
Education—Basic	147
Education—Primary	
Education—Report of the Education Officer and Head Masters	147-153
Engineering Department—Report of the Asstt. Engineer (Suburbs)	103-119
Expenditure—Details of Capital Expenditure	43
Loan Works	23
New Works—Statement of	37
Expenditure—Total of	38, 54, 66
Financial—Report of the Chief Accountant	21
Funds—Capital Funds—Balance Sheet of	41
Loan Funds	23
Sinking Funds	24, 56
Special Funds—Statements of	40
Gardens	155
Hawkers—Fees from	136
Heads of Departments—List of	1
Income—Details of	31
Statement of	31-34
Income—Total of	31, 66
Investments	24
Layouts information regarding	105
Licence Department—Report of the Assistant Superintendent of Licences (Suburbs)	135-139
Licences—Fees from—No. of	135
Lighting—Public	103
Loan Funds	23
Loan Works Expenditure	23
Markets Department—Report of the Assistant Superintendent of Markets (Suburbs)	141-146
Master Plan	106
Meters—Repairs to	126
No. of connections	125
Revenue from meter hire	126
Testing of	126
New Works—Statement of Expenditure on	37
Permits for advertisements—No. of	135
Properties—Municipal—No. of the	93
Properties—No. of the—Statement of Classification of	96, 97
Public stand pipes—No. of the	125
Pumping Stations	107
Pumping sets	126
Rateable Value—Amount of	93
Incidence of	93
Revenue—Account—Balance Sheet of	39
Revenue—Account—Income and Expenditure	22, 31, 35
Revenue—Statement of	31-34

INDEX—(*Contd.*)

(SUBURBS)

	PAGE
Roads—Improvements of	103
Maintenance of	103, 121
Schemes—Drainage	106
Town Planning Schemes	104-105
Schools—Primary Schools—Report of Education Officer	147-153
Securities—Information regarding	67-68
Shops and Establishments Section—Licence Department	135-139
Sinking Funds	24, 56
Slaughter Houses in Suburbs	141
Slaughter Houses—No. of Animals slaughtered	143
Special Funds—Statement of	40
Stalls—Municipal Markets—No. of the	142
Statistics of Finances	30
Suburban Areas—Survey of	71
Subvention Scheme	107
Surplus Cash Balance	21
Survey of Suburban Area	105
Suspense Account—Income and Expenditure	63, 66
Taxes—Collection of	93
Demands of	93, 99
Outstandings	94
Rates of	93
Refund cases	95
Suits for recovery of	95
Theatre taxes	137-139
Urban Immoveable Property Tax	95
Wheel Taxes	93
Town Planning Schemes (Sub.)	104-105
Urban Immoveable Property Tax	95, 101
Vehicles—No. of the	93
Water Mains—Bursts on	126
Length of	126
New Mains	126, 133
Water Works Department—Report of Hydraulic Engineer	125
Water Works	125, 131
Water—No. of Water Connections	125
Sources of	125
Statistics of supply of	125
Supply system of	125
Wells—No. of	126
Wheel Taxes	93
Works—New Works Statement	126

ANNUAL REPORT OF THE DEPUTY EXECUTIVE HEALTH OFFICER (SUBURBS) FOR 1957.

Preliminary.—Dr. G. N. Kowshik, M. B. B. S., B. Hy., D.P.H., Deputy Executive Health Officer, and Dr. Manuel Siqueira, M.B.B.S., B.Hy., Acting Deputy Executive Health Officer, were in charge of the Suburban Health Services from 1st January 1957 to 31st October 1957 and from 1st November 1957 to 31st December 1957 respectively.

Review of the year.—Sanitary supervision in the entire Suburban merged area comprising of 30 sections was maintained with a view to improving sanitation by adopting the following measures :—

(1) Inspection and supervision of premises and their environments with a view to rectification of sanitary defects through the enforcement of sanitary regulations on owners and occupiers.

(2) Sanitary control over licensable trades.

(3) Enforcing food sanitation, detection of adulteration in food, destruction of unwholesome food and

(4) Pest control.

Outstanding activities of the year—

1. Influenza of mild variety made its appearance in Bombay in an epidemic form, after 39 years, in May and June 1957. Infection was wide-spread and air borne. It is estimated that about 75,000 of the total population (about 10 per cent.) suffered from this illness while the loss of life was only 28. Severe cases of influenza were removed to Arthur Road Hospital for treatment, while mild cases were treated by 11 Municipal General Dispensaries, 18 table Dispensaries and Mobile Squads, 4 Mobile Hospital Vans and 14 Voluntary Centres set up by the Social Organizations, who were supplied with necessary medicines and injections free of cost by the Municipality. The epidemic waned by the 3rd week of June 1957. All the Medical Practitioners in Greater Bombay were requested by Circular letters, in the middle of May 1957, to report to this Department any unusual sickness, simulating influenza coming to their notice to facilitate institution of measures to prevent its spread. Passengers coming from Singapore and from the East were observed for 5 days from the date of their arrival. Instructions were given to the public through press, posters, leaflets, etc. as regards the measure taken and precautions necessary.

The re-opening of schools after the Summer Vacation was postponed by 10 days *i.e.*, upto 20th June 1957 (by which date the epidemic was over) to facilitate the students to postpone their arrivals to the City from the mofussil.

Pre-epidemic plans were also formulated to deal effectively with the anticipated second virulent wave of the disease.

2. There was an increase in the incidence of Small-Pox at the beginning of the year, and it was declared to be in an epidemic form from the last week of February 1957 to the last week of May 1957. With the help of the Propaganda Van the usual precautionary measures such as mass vaccination campaigns amongst the labour population, occupants of vagrant camps and such other population groups amongst whom small pox particularly begins and takes root; vaccination in primary and secondary schools, mills, factories and such other institutions were forthwith intensified and continued throughout the Suburbs with the additional help of Sanitary Staff for house to house and room to room vaccination. The Suburban Municipal Dispensaries were equipped for the purpose and temporary vaccination stations were also started at the prominent Railway Stations on both the lines in the Suburbs to protect the incoming people conveniently and promptly.

3. In order to promote an improvement in the level of Health and to dis-seminate knowledge on health, hygiene and cleaner living amongst the citizens, "Health and Cleansing Weeks" were organised in selected localities with the help of the local Social Organizations throughout the year Localities were selected in turns for intensive cleansing and rectification of sanitary defects in the residential premises, etc. T. A. B. inoculations and vaccinations against small-pox were done. Health education of the residents of these localities was carried out by exhibiting films on health and sanitation. Food sanitation was also enforced. These campaigns have brought about appreciable improvement in the localities served. The follow-up of these campaigns by local residents, however, lacked enthusiasm as previously.

Milk in School Scheme.—A provision of Rs. 3,00,000 was made to meet the cost of the Scheme in the Suburbs. Out of 16,509 children detected undernourished, only 7,530 undernourished children could be included in the scheme due to the inability of the Milk Commissioner to supply the required quota of milk Each child was given 8 ozs. of toned pasteurized milk per day. However, in order to provide a larger number of undernourished children with milk, milk in 6 ozs. bottles was supplied from November 1957 with the result that 11,850 undernourished children could be catered milk per day. Snacks in the form of "Chikkies" or Fruits (Chiku, bananas or oranges) were also given to these children from January to March 1957 and thereafter from 2nd August 1957 on working days of the school to supplement the milk feed. Besides, a scheme of free distribution of milk on Sundays to children under 12 years was also continued during the year at 21 Centres in the Suburbs and on an average about 8,160 children received the milk feed on Sundays.

Area and Population.—The total area of the Suburbs included in Greater Bombay is about 43,398 acres (67.81 square miles). The population as enumerated in the census of 1951 was 5,10,250 and the mid year estimated population for 1957 was 7,08,000.

Density of Population.—The mean density of population at present is 16.3 per acre.

Meteorology.—Meteorological data is given in table 9.

Rainfall.—The total rainfall recorded at Santacruz Observatory was 2,378.46 m. m. as against 2,997.2 m. m. in the previous year. The wettest month of the year was July 1957 with 994.13 m. m. of rain as against 983.99 m. m. in the month of July 1956.

VITAL STATISTICS

Births and Deaths.—22,612 live births (11,775 males and 10,837 females) were registered during the year as against 22,239 in 1956 showing an increase of 373. Total deaths registered were 6,752 as against 5,835 in 1956 showing an increase of 917. Birth rate was 44.3 and the Death rate was 13.2 per 1,000 population giving a natural increase of 31.1 per 1,000. Part of the increase in registered births was presumably due to more complete registration.

Registration of live births by months in 1956 and 1957 is given in Table 1.

Still births reported during the year were 725 or 3.2 per cent. of live births.

Mortality by Sexes.—Of the total 6,752 registered deaths in the year, 3,720 were males and 3,032 were females.

Mortality by causes—*Vide* table 35.

Mortality by months.—*Vide* Table 2 with corresponding figures for 1956.

Copies of Birth and Death Registry.—The number of copies of birth and death registry prior to January 1951 pertaining to the Suburban population issued during the year by Suburban Office:—

Birth Certificates	169
Death Certificates	55

Infant Mortality.—Total deaths among infants under one year numbered 1751. The infant mortality rate was 77.4 per 1,000 live births for the year 1957 as against 70.9 for 1956. Classification of infant mortality for the year by principal causes and ages is given in Table 4.

Cemeteries.—The cemeteries have not been registered as required under Section 435 of the Bombay Municipal Corporation Act, as full particulars pertaining to them were still not available. However, essential amenities are being provided at some of the cemeteries at Municipal cost.

CONTROL OF COMMUNICABLE DISEASES

(*a*) **Notification.**—Notification of infectious diseases by Medical Practitioners showed improvement.

(*b*) **Plague.**—Plague was absent during the year. Anti-plague measures such as rat destruction, flea destruction, especially through D.D.T. dusting of rat holes and D. D. T. spraying of houses, etc. were, however, continued.

(*c*) **Small pox.**—Small pox caused 236 attacks and 60 deaths, the morbidity and fatality rates being .3 and 27.6 respectively. The larger number of cases occurred during the period from February to May 1957 and the highest number of cases was in March 1957. The disease was declared to be in an epidemic form from 24th February 1957 to 25th May 1957.

The number of primary vaccination and revaccination was 27,704 and 1,75,020 as against 26,306 and 46,887 respectively in the previous year. Details of vaccination service are given under the head" Vaccination

(*d*) **Cholera.**—Cholera was absent.

(*e*) **Influenza.**—As already stated in the foregoing pages, influenza appeared in an epidemic form during the year attacking about 10 per cent. of the population. The number of deaths during the epidemic of influenza was however, 28.

(*f*) **Enteric fever.**—439 cases and 55 deaths were reported from this disease as against 397 and 41 respectively in the previous year. Inoculations against typhoid were performed by the Medical Staff as well as by the Private Medical Practitioners to whom T. A. B. Vaccine was supplied free of charge for free inoculations.

(*g*) **Poliomyelitis.**—*Nil.*

(*h*) **Diphtheria.**—506 cases and 22 deaths were reported.

(*i*) **Cerebro Spinal Meningitis.**—There were 3 deaths.

(*j*) **Malaria.**—Malaria was registered as the cause of 6 deaths. Out of 480 Blood Smears taken by the Medical Officers in charge of the Municipal Dispensaries, and examined at the Municipal Laboratory none was found positive. Anti-mosquito measures were carried out in all the Wards by the Insecticide Branch as per details given in a separate section of the report.

(*k*) **Dysentery.**—There were 47 deaths from Dysentery.

(*l*) **Tuberculosis.**—Tuberculosis took a toll of 322 lives and the death rate was 0.45 per thousand of the population.

OTHER PRINCIPAL DISEASES

(*m*) There were 162 deaths from the diseases of the respiratory system, 37 from Bronchitis, 329 from diarrhoea, 1,516 from Pneumonia, 349 from congenital debility and 862 from senile debility.

(*n*) **Venereal Diseases.**—The cases reported at the Medical Institutions in the Suburbs were directed to the Venereal Diseases Clinic at 254 Bellasis Road, Bombay.

(*o*) **Leprosy.**—The Acworth Leprosy Home at Matunga and Leprosy Home at Trombay were taken advantage for the control of this disease. One Lady Health Visitor for follow up work in Leprosy control in the merged area has been working since July 1951 under the guidance of the Superintendent, Acworth Leprosy

Home, Matunga. The record of field work done by the Health Visitor is given in Table 11. One leprosy clinic opened under the Greater Bombay Leprosy Control Scheme for the diagnosis and treatment of the disease at N. J. Wadia Dispensary, Andheri continued working on every Tuesday and Friday between 11-30 A. M. and 4-00 P. M.

Disinfection.—Terminal disinfection of houses was carried out and concurrent disinfection was advised wherever cases of infectious diseases were known to have occurred.

Maternity and Child Welfare Services.—Maternity and child Welfare Services were continued in all their aspects throuh the Clinics conducted at the two Maternity Homes and two Maternity-*cum*-Hospitals in the Suburbs.

2. Services offered were (*i*) Institutional care and (*ii*) Domiciliary care. Institutional care included the activities such as ante-natal, post-natal, infant, follow-up work, education and propaganda of these services through posters, leaflets, group-talks, film-shows, etc. Domiciliary care included imparting health education and carrying out propaganda amongst the womenfolk. Domiciliary visits were paid by the Health Visitors daily.

3. Aid to poor women delivered at their homes was given in the form of substantial food-stuff such as jaggery, rawa, ghee, milk etc.

4. A scheme for distribution of milk to the poor and needy expectant and nursing mothers three months before and 3 months after the delivery at the four medical Institutions in the Suburbs is under consideration.

FAMILY PLANNING

1. Advice in spacing of births was given confidentially by the Medical Officer's to the needymarried women at the family planning clinics conducted at the four Medical Institutions in the Suburbs.

2. Contraceptives were also given free after demonstrating the use of the same.

3. The Health Visitors attached to the Institutions also paid domiciliary visits to the mothers for carrying on follow-up work and propaganda amongst the women.

Medico Social Unit at Kherwadi, Bandra.—A Medico Social Unit was established at Kherwadi, Bandra in April 1957 by appointing a Medico Social Worker in order to carry out an integrated practice of medicine based on the Family and Community as a Unit. The centre is meant to cover all types of Public Health Services in a specified area and in the initial stages, the scope of the scheme was limited to the following activities :—

1. *Individual Hygiene :—*
   - (*a*) Maternity service including Ante-natal and Post-natal case and domiciliary midwifery,
   - (*b*) Infant hygiene,
   - (*c*) Pre-School hygiene,
   - (*d*) School hygiene,

2. *Social hygiene and Sanitation :—*
   - (*a*) House Inspection,
   - (*b*) Environmental Sanitation,
   - (*c*) Diet and Nutrition,
   - (*d*) Health habits—Personal Cleanliness, exercise and recreation,
   - (*e*) Infectious disease prevention,
   - (*f*) Minor ailments,
   - (*g*) Health education of the family as a Unit of Society,

The Honorary services of some of the Medical Personnel specialising in the different fields of medicine working in the Kherwadi Family and Community Health Centre, which is a Voluntary Social Organisation working in that area, were obtained.

The Kherwadi Municipal Free Dispensary was integrated with the centre in its clinical aspects. The activities to be carried on at the centre will be gradually expended so as to provide scope for research, for education of medical students etc.

SANITATION

Measures to improve sanitation comprised of attention to:—

(*a*) Premises Sanitation and

(*b*) Food Sanitation.

(*a*) Premises sanitation included inspection of premises and their environments, taking measures to remedy the defects, ensuring provision of adequate sanitary conveniences and control over licensable trades, etc.

SANITARY CONDITIONS IN THE MERGED AREAS

The sanitary conditions in the merged Suburban areas have improved in several aspects.

Sanitary control of premises—Sanitary requisitions were enforced in order to redress legitimate grievances and complaints (*vide* Table 10 and 13).

Licensable Trades.—Licenses were issued to all such trades as were found conducted in the Municipal limits with a view to enforcing on them the minimum of hygienic and sanitary requirements. Such enforcements necessitated statutory actions and prosecutions in several instances.

(*b*) **Food Sanitation.**—This included supervision and control through licensing of food-shops and establishments, inspection of food stuffs exposed for sale and seizure and destruction of food found unwholesome or unfit for human consumption *vide* table 14.

The Prevention of Food Adulteration Act 1954 could not be enforced during the greater part of the year due to certain technical difficulties. Special attention was, however, paid to sampling of milk under the Bombay Municipal Corporation Act.

LABORATORY WORK

The total number of samples examined during the year was 1,560. Of these 365 samples were examined chemically, 38 bacteriologically and 1,157 clinically.

The examination of samples of Milk from the Government Milk Distribution Centres all over Greater Bombay was continued during the year and 91 milk samples were examined from different Milk Centres in the Suburbs.

CHEMICAL

Food Stuffs.—330 samples of Food stuff were examined *vide* Table 12.

Water.—72 samples of water were examined as shown below:—

69 From Wells
3 From other Sources

Of these 52 well water samples were found to be unfit for potable purposes.

Urine.—68 samples of Urine were examined chemically during the year under report.

Miscellaneous.—65 samples of miscellaneous nature were examined.

BACTERIOLOGICAL AND CLINICAL

1,127 samples were examined bacteriologically including 480 Blood smears for the detection of Malarial Parasites.

Water.—21 samples of water were examined as under:—

9 from wells and
12 from other sources

21

Of these 1 well-water sample and 1 sample from other sources were found to be unsatisfactory for potable purposes.

Samples for Diagnostic purposes.—1,089 samples for diagnostic purposes were examined as under:—

Blood for Malarial parasites	480
Blood for Different Count	210
Blood for Total Count	253
Sputum for T. B.	25
Swabs for Diphtheria	25
Stools for General Examination	42 (8 Positive)
Semen	54
Total	1,089

Miscellaneous.—17 Samples of a miscellaneous nature were examined as under:—

Inject. on Gluicose	4
Miscellaneous Food Stuff	2 (2 Unfit)
Milk	11 (8 Unfit)

HEALTH PROPAGANDA AND PUBLICITY IN THE SUBURBS

The Publicity Section of the Public Relations Department disseminated knowledge on health, hygiene and cleaner living among the citizens through popular media like posters, leaflets, health exhibitions, film shows, cleansing campaigns, talks, etc. Immunization campaigns against communicable diseases, food sanitation drives and 48 Intensive Cleansing campaigns were aided by giving publicity with the help of Mobile Van.

About 7,37,585 persons witnessed the 57 Health Education Film shows. A total number of 17,315 persons were vaccinated during 104 mass vaccination campaigns, 4,476 persons were inoculated during 48 T. A. B. Inoculation Campaigns and 146 against cholera during 5 Anti-Cholera Campaigns.

An exhibition on Maternity and Child Welfare was organized at Hindu Sabha Hall, Ghatkopar during the Baby Health Week.

Exhibits on Child Health and Care were made available to the Akhil Hindu Mahila Samaj, Santacruz for the Baby Health Show.

Co-operation was given to the Prohibition Week Committee by arranging film shows during Prohibition Week.

Special slides on Typhoid and Small-pox were prepared and displayed in a majority of picture houses.

A Health Stall was set up at Mount Mary's Fair, Bandra. Open Air Film Shows were also given in the locality during the fair.

During the influenza epidemic instructions were given to the public through press, posters, leaflets, etc. as regards the measures taken by the Municipality and precautions necessary.

CLEANSING CAMPAIGNS

With a view to keeping alive the interest and enthusiasm with regard to Health Cleanliness Weeks, intensive cleansing campaigns were continued weekly in all the Suburban Wards in turn in which Municipal services and voluntary effort were co-ordinated and pressed into service with appreciable results. The number of such campaigns was 59. The citizens were exhorted to form Building or Chawl Committees and to maintain environmental sanitation.

INSECTICIDE BRANCH

Insecticidal measures administered during the year included:—

(*i*) Residual treatment of all villages once in a quarter;

(*ii*) Control of house flies by spraying, dusting and fogging of insecticides in places where infestation was high due to environments.

(*iii*) Control of culicine mosquitoes by larviciding with oil once every week.

(*iv*) Control of insects, (Chironomidae) breeding in the Sion Creek, by aerial dusting from helli-copter and by dispersion of DDT emulsion through the effluent of the Sewage Purification Plant into the creek.

The malaria vector 'A' fluviatilis was not detected in any of the Suburban villages during the year.

An entomological survey to assess and delimit the transmission of filariasis by Culex fatigans was continued during the year. The findings are shown in Table 49. Radical measures to liquidate the breeding places of Culex fatigans by provision of sewers is in progress in all the urbanised areas of Suburbs.

Statement of insecticides used, during the year is given in table 38. Diazinon continues to be an effective insecticide against D. D. T. resistant insects.

The position as regards the presence of Anopheles mosquitoes in the Suburbs is summarised in Tables 39 and 40.

Evidence of the existence of Malaria as indicated by 'Spleen rate' is shown in table 41 Wardwise.

The old and disused wells present serious problems in mosquito control and the statement in Table 42 and 43 annexed shows details about wells rendered mosquito proof by either filling in or covering with cement concrete.

RESISTANCE OF INSECTS TO DDT

A team of one entomologist and two technicians was deputed by Director of Public Health (Malaria), Poona to investigate the extent of resistance of DDT among culex mosquitoes and house flies during the year. Final report on their findings is awaited from the Director of Public Health.

VACCINATION.

All the 26 Vaccination Stations continued working during the year under report.

As usual stock of vaccine lymph brought from the Central Vaccine Depot, Parel, was stored in the Local Depots for speedy distribution to the Suburban staff during vaccination work.

In the year under report Small-pox was prevalent in Greater Bombay in an epidemic form from the last week of February 1957 to the last week of May 1957. Details of the measures taken are enumerated in Item No. 2 under "Outstanding activities of the year".

Precautionary measures such as opening of Temporary Stations, Mass Vaccination Campaigns amongst the labour population, vagrant camps and such other population groups among whom small-pox particularly begins and takes roots, were taken with the help of the propaganda van. The population groups in Government Housing Colony, Schools (Primary and Secondary), Mills, Factories and such other institutions were also protected by vaccination in the beginning of the year.

The following table shows the attacks and deaths from Small-pox in the Suburbs since merger:—

Small-pox—(A—Attacks, D—Deaths) in years.

1952		1953		1954		1955		1956		1957	
A	D	A	D	A	D	A	D	A	D	A	D
54	14	49	14	53 (5 imported)	12	18	5	30	8	236	60

INSPECTION OF RESULTS.

The results of Primary Vaccination were checked by Vaccinators. They were rechecked personally by the Senior Vaccinator (Suburbs) in 3,431 cases.

The rate of successful vaccination was 99,98 per cent.

On checking the vaccinated work in a number of cases that visited the Stations for showing results on the 8th day after vaccination, the results were found satisfactory. Such inspections also ensured that the vaccine lymph used was consistently of good potency.

The results of re-vaccinations were checked only in the cases of those who called again to obtain certificate in the International form.

POSTPONEMENT OF PRIMARY VACCINATION.

During the period under review, primary vaccination was postponed in only 17 cases in which valid certificates were issued.

PROSECUTIONS.

No prosecutions were launched for failure either to bring infants for vaccination or to present them for inspection 7 days after the operation.

ILL EFFECTS OF VACCINATION.

No serious ill effects due to vaccinations were observed or reported during the year.

SCHOOL HEALTH SERVICE.

The School Health Services in respect of the Municipal Primary Schools in the Suburbs were continued during the year. Systematic Medical Inspection of the pupils in the first four standards was taken up. During the year under report 7,033 pupils were examined (4,206 boys and 2,827 girls) from 39 Schools including classes out of whom 2,971 boys and 1,930 girls were found to have one or more physical ailments.

Amongst the ailments detected general debility, enlarged glands, defects of teeth, mouth and throat predominated as can be seen from the following table.

In the total of 7,539 defects detected, the percentage for individual defects worked out as follows:—

(1) General Debility	...	45.32
(2) Auro-Dental (Mouth and Teeth)	...	28.25
(3) Throat	...	12.15
(4) Skin (contagious)	...	20.6
(5) Enlarged Glands	...	7.73
(6) Eye (External)	...	1.69
(7) Eye (vision)	...	2.08
(8) Heart (Circulation)	...	0.51
(9) Nose	...	2.08
(10) Lungs including T.B.	...	0.38
(11) Nervous system	...	0.05
(12) Mental capacity	...	0.11
(13) Ear	...	1.05
(14) Leprosy	...	0.05
(15) Spleen	...	0.11
(16) Deformities of bones and Rickets	...	0.41
(17) Speech	...	0.08

Leprosy.—Four pupils in whom skin infection was detected were referred to the Acworth Leprosy Home for opinion. Two out of the four pupils, who were found to be suffering from Leprosy of neural type, were prevented from attending the school. Remaining two cases were doubtful and were kept under observation

The detected defects were communicated to the guardians of the children and most of them consented to their wards being given treatment at the Municipal Institutions. Minor ailments amongst the children were treated at the nearest Municipal Dispensaries in the Suburbs as well as Bhabha Hospitals at Bandra and Kurla (487 pupils from the Suburban Schools have availed of this arrangement) while cases with major ailments were directed to Municipal General Hospitals in the City. The Deputy Medical Officer and Assistant Medical Officer contacted 215 parents in the Schools and explained to them the necessity of the Medical treatment to their children.

The Municipal Primary Schools in the Suburbs were supplied with emergency out-fit including Medicaments to treat scabies, ringwarm, etc.

HEALTH EDUCATION AND FOLLOW UP WORK.

About 58 Health Talks on Hygiene including personal hygiene were given to the children in the School by the Deputy Medical Officer and Assistant Medical Officer and deficiencies and defects in School premises noted by them were reported to the Municipal Departments concerned for necessary action.

Two School Health Nurses were appointed during the year for the follow-up work. The details of the follow-up work done by them are as under:—

(1) Home visits	...	121
(2) Re-visits	...	11
(3) Health Talks	...	33
(4) No. of pupils taken to Dispensaries in emergency cases	...	3

SCHOOL CLINIC

Though Medical Inspection work in the Municipal Primary Schools in the Suburbs was started from 3rd March 1955, there were no satisfactory arrangements for correction and treatment of defects noticed in the pupil attending these Schools. It was, therefore, decided to have School Clinic arrangements in Suburbs also on the lines of the School Clinic conducted at K. E. M. Hospital. A beginning was made in this direction by providing two School buses and appointing one School Clinic Organizer and one Assistant School Clinic organizer during the year and by starting two School Clinics at Bhabha Hospital, Bandra and Kurla, since December 1957 on temporary basis. The number of cases treated at these School Clinics from 2nd December 1957 to 21st December 1957 is as under'—

1. School Clinic at K. B. Bhabha Hospital Bandra	...	...	...	389
2. School Clinic at K. B. Bhabha Hospital Kurla	...	...	...	341

As the Small-pox broke out in epidemic form in the Suburbs during the early months of the year, the regular Medical Inspection work in the Municipal Schools was suspended and vaccination campaign was started from 1st February 1957 to 13th April 1957. 9,541 pupils from the Schools in H and K Wards and 6,433 pupils from L and M and N Wards were re-vaccinated by the Assistant Medical Officers with the help of Schools Health Nurses.

A rapid Nutrition Survey was conducted by the Deputy Medical Officer and Assistant Medical Officer from 11th August 1957 to 24th September 1957 for detecting undernourished children in Standard I in all Municipal Schools. The regular Medical Inspection work was suspended during this period.

The preliminary measures in connection with Anti-Diphtheria work in the Suburban Schools including consent letters from the guardians of the School pupils etc. were completed during the year.

At the sports, Mass-drills etc. organized by the Education Department at different places in the Suburbs (*viz.*, Kurla, Andheri, Chembur and Bandra) the School Medical-Officers were in attendance to render First Aid to the injured participants.

Milk and Snacks in Schools to the undernourished children:—

The Milk-in-School Scheme which was extended to the Suburban Municipal Schools since 15th July 1953 was continued during the year and in all 11,850 detected under-nourished children from 106 Municipal Schools received 6 ozs. of toned pasteurised milk each on every School working day.

Snacks.—Supplementing the milk feed with snacks was continued during the year.

Milk feed on Sundays.—The Scheme for free supply of milk on Sundays to the children under 12 years of age was continued as before at 21 centres.

The total expenditure incurred during the year on the supply of milk and snacks amounted to about Rs. 2,12,896.81 nP. as detailed below.

1.	Milk to undernourished School children	1,24,999.99
2.	Snacks to undernourished children	51,996.60
3.	Sunday milk Scheme	35,900.22
	Total ...	2,12,896.81

MEDICAL RELIEF

The Municipal Institutions rendering Medical Relief in the merged Suburban area during the year under report were as follows:—

1. Khershedji Behramji Bhabha Hospital and Sir Cawasji Jehangir Readymoney Dispensary, Bandra
2. Municipal Free Dispensary at Kherwadi, Khar (East),
3. Yeshodabai Monji Vora Dispensary, Tejpal Road, Vile Parle (East),
4. N. J. Wadia Dispensary, Ghodbunder Road, Andheri,
5. Municipal Free Dispensary at Squatters' Colony, Jogeshwari,
6. Municipal Free Dispensary at Khoja Gulli, Versova,
7. Khan Bahadur H. K. Bhabha Hospital and Bai Mithibai Hormusji Wadia Main Dispensary Kurla.
8. Bai Mithibai Hormusji Wadia Branch Dispensary, Old Kurla,
9. Seth Dwarkadas Tribhuwandas, J.P., Municipal Dispensary and Maternity Home, Chembur,
10. Municipal Free Dispensary and Shamabai Vithaldas Khimji Municipal Maternity Home Rajawadi, Ghatkopar,
11. Municipal Free Dispensary, Bhandup,
12. Two Mobile Dispensaries of the Peoples' Mobile Hospitals.

One Municipal Mobile Dispensary also rendered service in those villages, which are not served by the hired Mobile Dispensary units of the Peoples' Mobile Hospitals.

To meet the growing demand on medical relief services steps to provide more dispensaries at convenient sites have been taken. Proposals to construct a twenty-bedded Maternity Home in the compound of the N. J. Wadia Dispensary, Andheri and fifty-bedded General Hospital at Rajawadi, Ghatkopar, have been sanctioned and the construction of buildings for the latter is nearing completion.

DISPENSARIES

In addition to the two dispensaries attached to the Bhabha Hospitals at Bandra and Kurla, there are nine Municipal Free Dispensaries, *viz.*, at Andheri, Vile Parle, Old Kurla, Chembur, Bhandup, Jogeshwari, Versova Rajawadi and Kherwadi respectively.

Table 7 shows the cases treated at the Municipal Free Dispensaries during the year under report.

Medical Relief is also rendered in the villages in the Suburban merged areas through three mobile dispensary units according to a planned programme.

GENERAL REVIEW

The greater portion of the Suburbs is undrained and unsewered. A good many premises have either inadequate, or objectionable or inefficient sanitary conveniences and some have none at all. Statutory actions were, therefore, taken wherever possible to enforce provision of appropriate and adequate sanitary accommodation.

Sanitary conditions in the numerous villages, Gaothans and outlying habitations have been far from satisfactory, but the intensive cleansing campaigns as well as the village improvement schemes have improved conditions in several of them. Nothing short of slum clearance schemes will improve materially the sanitation of such areas. All possible measures and expedience are, however being adopted in order to remove insanitary conditions in the Suburbs.

TABLE 1

BIRTHS BY MONTHS IN 1956 AND 1957

Period.	Months.												Total.
	Jan.	Feb.	March.	April.	May.	June.	July.	Aug.	Sept.	Oct.	Nov.	Dec.	
(1)	(2)	(3)	(4)	(5)	(6)	(7)	(8)	(9)	(10)	(11)	(12)	(13)	(14)
1956 ...	1,558	1,470	1,464	1,627	1,680	1,747	1,728	1,825	1,959	2,293	2,198	2,690	22,239
1957 ...	1,622	1,527	1,701	1,873	1,744	1,344	2,045	1,673	1,815	2,102	2,280	2,886	22,612

TABLE 2

DEATHS BY MONTHS—1956 AND 1957

Period.	Months.												Total.
	Jan.	Feb.	March.	April.	May.	June.	July.	Aug.	Sept.	Oct.	Nov.	Dec.	
(1)	(2)	(3)	(4)	(5)	(6)	(7)	(8)	(9)	(10)	(11)	(12)	(13)	(14)
1956 ...	520	447	471	448	455	416	546	447	474	515	518	578	5,835
1957 ...	567	447	504	539	466	679	585	546	638	593	602	586	6,752

TABLE 3

Municipal Maternity Homes

The accommodation and the admission in each home during 1957

Name of the Maternity Home	No. of cases admitted	No. of Beds.
(1) K. B. Bhabha Hospital Bandra	3,641	37
(2) K. B. Bhabha Hospital, Kurla	1,267	13
(3) Municipal Maternity Home, Chembur	1,393	18
(4) S. V. K. Municipal Maternity Home, Ghatkopar	1,480	20
Total ...	7,781	88

TABLE 4

INFANT MORTALITY FROM PRINCIPAL CAUSES FROM (1952-57)

Causes of Death.	1952	1953	1954	1955	1956	Annual average 1952 to 56 (a)	1957 (b)	Difference between (a) and (b)
Poliomyelitis	2	1	2	...	...	1	...	—1
Small-pox	3	3	4	3	...	3	6	+3
Measles	1	3	3	1	2	2	4	+2
Malarial Fever	1	...	...	...	...	...	...	...
Ague and Remittent Fever and Fever not defined	17	17	10	15	6	13	11	—2
Diarrhoea and Enteritis	123	90	89	111	154	115	151	+36
Dysentery	9	13	6	7	3	8	10	+2
Infantile Debility and Malformation including still births	1026	980	907	929	823	933	868	—65
Diseases of Respiratory system	343	445	484	533	454	452	555	+103
Convulsions	49	33	12	27	9	26	8	—18
Other Causes	147	186	131	127	125	143	138	—5
Total ...	1,721	1,780	1,648	1,753	1,576	1,696	1751	+55

TABLE 5

Infant Deaths from principal causes by age groups in 1957, Expressed as Percentages of the Total Infant Deaths

Age-Period.	Small-pox.	Mea-sles.	Mala-rial fever.	Ague and Remittent Fever and fever, not defined.	Diar-rhoea and Enteritis.	Dysen-tery.	Infantile Debility and Malforma-tion, including premature births.	Diseases of the Respira-tory system.	Convul-sions.	Polio-myelitis.	Other causes.	All causes.
Under 7 days	...	...	...	0.5	0.8	...	90.6	3.7	0.8	...	3.6	100.0
1 to 4 weeks ...	...	0.3	...	0.3	5.8	0.7	61.7	17.3	0.7	...	13.2	100.0
4 weeks to 6 months.	1.1	...	...	0.7	14.5	0.7	18.8	58.0	0.2	...	6.0	100.0
6 to 12 months	0.3	0.8	...	1.1	17.4	1.3	6.3	59.7	...	...	13.1	100.0
Total percentage for all ages upto 1 year.	0.3	0.2	...	0.6	8.6	0.6	49.6	31.7	0.5	...	7.9	100.0

TABLE 6

Deaths among Infants from Principal Causes by age periods in 1957

Age period.	Small-pox.	Mea-sles.	Mala-rial fever.	Ague and Remittent Fever and fever, not defined.	Diar-rhoea and Enteritis.	Dysen-tery.	Infantile Debility and Malforma-tion and premature birth.	Diseases of Respira-tory system.	Convul-sions.	Polio-myelitis.	Other causes	All causes	Percen age to the total infant death.
Under 7 days.	...	...	...	3	5	...	580	24	5	...	23	640	36.6
1 to 4 weeks ...	...	1	...	1	17	2	182	51	2	...	39	295	16.8
Total under 4 weeks.	...	1	...	4	22	2	762	...	7	...	62	935	53.4
4 weeks to 6 months.	5	...	...	3	63	3	82	253	1	...	26	436	24.9
6 to 12 months.	1	3	...	4	66	5	24	227	...	...	50	380	21.7
Total ...	6	4	...	11	151	10	868	555	8	...	138	1,751	100.0

TABLE 7

Number of new cases treated and total attendances at the Municipal Free Dispensaries in Suburbs during the year 1957 :—

Serial No.	Name of the Dispensary.	No. of cases treated	Total attendances
1	Sir Cowasji Jahangir Ready-money Dispensary Waterfield Road, Bandra ...	41,360	2,98,903
2	Yeshodabai Monji Vora Dispensary, Vile Parle ...	21,132	1,82,434
3	N. J. Wadia Dispensary, Andheri ...	1,63,441	3,30,184
4	Municipal Free Dispensary at Squatters' Colony, Jogeshwari ...	18,851	88,748
5	Bai Mithibai Hormusjee Wadia Main Dispensary, Kurla ...	47,522	2,79,976
6	Bai Mithibai Hormusjee Wadia Branch Dispensary, Old Kurla ...	23,521	1,21,075
7	Seth Dwarkadas Tribhuvandas J. P. Municipal Dispensary, Chembur	25,521	1,54,450
8	Municipal Free Dispensary, Bhandup ...	19,208	1,12,624
9	Municipal Free Dispensary, Versova ...	9,239	10,117
10	Municipal Free Dispensary Rajawadi, Ghatkopar ...	8,038	35,977
11	Municipal Free Dispensary, Kherwadi, Bandra ...	15,181	49,006
12	Mobile Medical Unit, Andheri ...	14,160	38,884
13	Mobile Medical Unit, Ghatkopar ...	11,957	65,631
14	Mobile Medical Unit, Kurla ...	13,115	31,230
		4,32,246	17,99,239

Nos. 9 and 10 started functioning from 1st of February 1955 and 1st of January 1955 respectively.

TABLE 8

Attendance at all the Municipal General Dispensaries in Mobile Units Suburbs during 1957

Description of diseases.	Jan.	Feb.	March	April	May	June	July	Aug.	Sept.	Oct.	Nov.	Dec.	Total.
Measles ...	2	1	...	2	1	...	...	...	...	...	1	1	8
Whooping Cough	43	43	32	31	41	35	6	3	3	20	22	14	293
Dengue ...	...	...	...	...	...	...	...	...	...	...	...	...	...
Influenza ...	...	...	...	...	2,535	12,880	1,370	1,334	710	543	296	1	19,669
Dysentery ...	1,190	993	1,127	946	915	783	1,267	1,303	1,383	1,590	1,074	1,045	13,616
Diarrhoea ...	2,769	2,201	2,397	2,761	2,666	2,129	2,980	3,104	3,049	3,148	2,666	2,778	32,648
Malarial Fever ...	...	...	...	...	...	...	...	...	...	...	...	...	...
Filarial infection	...	...	...	...	...	...	2	2	2	...	...	...	6
Fever not defined	3,649	2,774	3,097	4,215	4,482	5,857	4,348	4,801	4,287	4,935	4,544	4,396	51,385
Bronchitis and Asthma ...	2,127	1,634	1,735	2,049	2,025	2,421	2,640	2,775	2,693	2,504	2,481	2,648	27,732
Pneumonia ...	129	128	181	146	195	279	292	248	267	197	179	223	2,464
Diseases of Teeth	443	425	529	536	492	380	462	478	569	562	590	572	6,038
Ophthalmia ...	445	455	602	624	606	565	546	589	645	601	587	666	6,931
Corneal Ulcer ...	88	72	98	106	115	104	144	172	150	114	133	146	1,442
Ringworm ...	464	553	572	552	557	544	722	856	480	797	718	709	7,884
Scabies ...	857	765	888	1,007	1,059	877	1,016	1,222	1,082	871	845	891	11,380
Round Worms...	1,259	785	895	1,002	925	768	1,020	1,139	930	1,204	1,126	1,188	12,241
All other diseases and injuries ...	12,526	10,475	1,3050	11,995	11,571	9,197	10,764	11,618	12,647	13,907	13,137	13,296	1,44,183
Total-New cases	25,991	21,304	25,203	25,972	28,185	36,819	27,579	29,644	29,257	30,993	28,399	28,574	3,37,920
Total attendance	12,3002	1,11,068	1,21,096	1,17,659	1,08,219	1,35,715	1,31,379	1,44,564	1,34,767	1,50,131	1,44,507	1,32,885	15,54,992

TABLE 9

Meteorological Data of Santa Cruz Observatory for the year 1957

Latitude 19°05′ N — North Longitude 72°53′E

Months 1957	WIND		TEMPERATURE °C									RAIN FALL (in millimeters).						
	Direction at 0·30 hours.	Mean Velocity in Kilometers per hour (Average during 24 hrs)	Mean Maximum temperature	Departure from normal	Highest in Month	Mean minimum temperature	Departure from normal	Lowest in month	Mean Relative Humidity (in percentages) at 0830 hours IST.	Mean Relative Humidity (in percentages) at 1730 hours I.S.T.	Mean Departure from Normal %	Total rain fall in month	Departure from Normal	Highest fall in one day Mms.	Highest fall in one day Date	Minimum fall in one day Mms.	Minimum fall in one day Date	*Number of rainy days (2.5 mms. or more)*
January ...	N45E	8.0	30.3	+ 1.3	35.0	16.6	+ 1.3	13.7	69	49		0.0	— 13.6	0	...			0
February ...	N45E	11.2	30.4	+ 1.0	35.7	15.4	— 0.3	10.7	55	43		0.0	— 2.0	0	...			0
March ...	N45E	10.5	30.0	— 1.2	32.9	19.1	+ 0.2	14.1	74	56		0.0	— 1.3	0	...			0
April ...	N27E	11.1	32.5	+ 0.4	37.3	23.2	+ 0.8	18.8	66	57		t	— 0.8	0	...			0
May ...	N 4E	13.1	33.5	+ 1.1	36.7	25.3	+ 0.2	22.3	69	61		22.3	+ 5.8	19.8	26th			1
June ...	S48W	13.3	32.7	+ 1.3	34.0	27.0	+ 1.1	24.2	77	69		432.1	— 52.0	85.1	28th			12
July ...	S62W	16.6	29.9	+ 0.2	32.6	25.0	+ 0.2	21.8	85	81		994.1	+ 377.6	161.5	14th			26
August ...	S69W	13.7	29.0	— 0.2	30.8	24.4	+ 0.4	23.2	89	84		804.0	+ 463.9	143.5	20th			27
September ...	S 8E	9.5	30.5	+ 1.0	31.5	23.8	+ 0.4	21.8	82	67		80.6	— 183.3	17.0	23rd			10
October ...	N87E	7.3	33.4	+ 1.6	37.0	23.8	+ 1.7	2 .4	76	64		12.7	— 51.8	6.1	3rd			3
November ...	N76E	6.9	33.5	+ 1.2	36.3	21.5	+ 2.8	18 4	66	57		32.5	+ 19.0	23.1	12th			2
December ...	N59E	7.2	32.6	+ 1.5	35.1	18.8	+ 3.1	15.9	64	52		0.0	— 0.2	0	...			0

*Days on which cents or more of rain was recorded.

TABLE 10

Statutory actions under the B. M. C. Act—1957.

Total No. of notices served	3,629
Number complied with	1,240
Notices withdrawn	7
Number pending (disputed or not served)	54
Number cancelled	Nil.
Number of notices issued in 1957.	4,274

TABLE 11

'FIELD WORK' DONE BY THE HEALTH VISITOR OF THE LEPROSY CLINIC IN THE SUBURBS DURING THE YER 1957.

(1)	Number of Patients who ceased attending and who were persuaded to resume treatment is:—	
	Ceased	146
	Persuaded	55
(2)	Contacts examined in Homes	278
(3)	Contacts brought to the clinic for examination ...	60
(4)	Leprosy patients discovered by examination of contacts...	18
(5)	Visits to the Homes of the patients:—	
	First	98
	Subsequent ...	885
(6)	Talks on leprosy given	90
(7)	Homes wherein isolation was arranged	Nil

TABLE 12

FOOD STUFFS EXAMINED CHEMICALLY AT THE MUNICIPAL LABORATORY IN 1957.

Description of samples.		Total Number received.	Number found adulterated.
(1)		(2)	(3)
Milk	...	168	4
Ghee	...	...	...
Butter	...	...	..
Edible Oils	...	27	7
Prepared Tea	...	...	...
Turmeric Powder	...	...	...
Chikki (Snacks)	...	102	..
Miscellaneous	...	33	...
Total	...	330	11

TABLE 13

Prosecutions under the Bombay Municipal Corporation Act and the Bombay Prevention of Adulteration Act in 1957.

		Under Bombay Municipal Corporation Act.		Under Bombay Prevention of Adulterations Act.
(1) Number of Cases outstanding as on 1st January 1957	...	961		*Nil*
(2) Number of Cases filed during the year	...	2,264		149
Total Cases	...	3,225		149
Less—				
(1) Number of cases disposed off during the year	...	2,118		88
(2) Number of cases in which proce dings were abated during the year	...	25		2
(3) Number of cases outstanding as on 1st January 1958	...	987		54
Total amount of fines inflicted	Rs.	17,444.63	Rs.	2,735.00

TABLE 14

Food seizure and destruction in the enforcement of Sections 415 and 416 of the Bombay Municipal Corporation Act—1957.

Fruit (Fresh)	3,522 Dozens
Fruits (Dry)	6 lbs.
Tins of preserved fruits	...
Jam tins	...
Potatoes	203 lbs.
Pickles	...
Vegetables	678 lbs.
Grains	...
Chillies	...
Biscuits	...
Beacon	...
Fish (Fresh baskets)	...
Fish (Dry) or tinned	...
Onions lbs	207 lbs.
Flesh tinned	...
Indian Sweetmeats	5,390 lbs.
Sterilised Milk	...
Condensed Milk	...
Tea or Coffee	...
Gur	55 lbs.
Curds	...
Sugarcane Juice	...
Milk	77 lbs.
Dates	21 lbs.
Other prepared food	2,550 lbs.

TABLE 15

Small-pox attacks and deaths by months from 1953 to 1957.

year		January	February	March	April	May	June	July	August	September	October	November	December	Total	Death rate.	Fatality rate.	Remarks.
1953																	
Attacks ...	A	6	6	10	10	7	5	1	...	...	...	2	2	49	0.0	28.6	Sporadic.
Deaths ...	D	4	2	1	3	2	1	...	...	...	...	...	1	14			
1954																	
Attacks ...	A	4	9	13	12	8	1	3	1	...	...	1	1	53	0.0	22.6	Do.
Deaths ...	D	1	4	2	3	2	...	...	...	...	...	...	...	12			
1955																	
Attacks ...	A	1	...	5	6	1	2	2	...	...	1	...	...	18	0.0	27.7	Do.
Deaths ...	D	...	...	1	1	...	1	1	...	...	1	...	...	5			
1956																	
Attacks ...	A	1	2	...	5	3	3	2	2	...	3	6	4	31	0.01	25.8	Do.
Deaths ...	D	1	...	...	...	2	1	...	2	...	1	...	1	8			
1957																	
Attacks ...	A	14	34	76	43	24	11	9	2	...	8	3	12	236	0.1	25.4	Epidemic 24-2-57 to 25-5-57. 3 months 1 day.
Deaths ...	D	4	8	17	13	8	2	2	0	...	4	...	2	60			
1952																	

TABLE 16

Deaths due to Tuberculosis by Sex and Type of Disease

	Total Deaths.			
	Male	Female	Total	Death Rate
Pulmonary	147	88	235	0.4
Other T. B.	41	46	87	0.2
All forms	188	134	322	0.6

TABLE 17

Enforcement of Sanitation—1957.

	No. of Inspections, etc, by	
	Medical Officers of Health	Medical Asistants, San. Inspectors and Sub-inspectors
A.—Nature of Inspections or premises visited—		
(1) Dwelling Houses	954	13,061
(2) Milch cattle stables	390	1,599
(3) Other stables	170	377
(4) Dairies and Milk Shops	390	1,288
(5) Eating Houses	690	2,759
(6) Other premises where food is sold	219	603
(7) Aerated water works	6	16
(8) Other workshops and Factories	38	104
(9) Accumulations of refuse	379	1,047
(10) Building works	178	365
(11) Drains and Fittings	396	1,378
(12) Other Inspections and Inquiries	215	976
(13) Markets	5	...
Total No. of Inspections ...	4,030	23,573
B.—Works, etc., completed—		
(1) *Dwellings—*		
(a) Limewashed	210	397
(b) Water supply provided	...	...
(c) Cleaned and Refuse removed	175	518
(d) Insanitary Dwellings evacuated	260	351
(2) *Stables—*		
(a) Paved and Drained	2	62
(b) Cleaned and Refuse Removed	44	131
(c) Licences cancelled	1	1
(3) *Eating Houses, Dairies, etc.—*		
(a) Regulations enforced	61	222
(b) Licenses cancelled	...	...
(4) *Factories and Workshops—*		
(a) Limewashing, etc., carried out	...	...
(5) Drains, etc., repaired	21	281
(6) Privies abolished	...	...
(7) New Water-closets provided	...	8
(8) Accumulation of refuse removed	79	253
(9) Other works completed	176	374
Total sanitary work completed ...	1,029	2,598

TABLE 18

Mortality by Age Groups in 1955, 1956 and 1957

Age period.	1955 Deaths.	1955 Percentage of total mortality.	1956 Deaths.	1956 Percentage of total mortality.	1957 Deaths. Male (a)	1957 Deaths. Female. (b)	1957 Deaths. Persons. a+b	1957 Percentage of total mortality.
Under 1 year ...	1,753	29.6	1,576	27.0	984	767	1,751	25.9
1 to 5 years ...	1,074	18.1	1,008	17.3	522	592	1,114	16.5
5 to 10 years ...	194	3.3	180	3.1	112	123	235	3.5
10 to 15 years ...	71	1.2	94	1.6	55	55	110	1.6
15 to 20 years ...	133	2.2	112	1.9	85	61	146	2.2
20 to 30 years ...	464	7.8	460	7.9	294	282	576	8.5
30 to 40 years ...	376	6 3	380	6.5	277	186	463	6.9
40 to 50 years ...	335	5.6	377	6.5	295	123	418	6.2
50 to 60 years ...	369	6.2	415	6.1	341	162	503	7.4
60 years and above.	1,163	19.7	1,233	21.1	755	681	1,436	21.3
Total ...	5,932	100.0	5,835	100.0	3,720	3,032	6,752	100.0

TABLE 19

Deaths and death rates from Epidemic and principal causes

Causes of Death.	1956 Deaths	1956 Death-rate	1957 Deaths	1957 Death-rate
Principal Epidemic Diseases.				
Small-pox	8	0.01	60	0.11
Measles	8	0.01	21	0.04
Plague	...	...	...	...
Enteric Fever	41	0.08	55	0.10
Malarial Fever	3	0.00	6	0.01
Ague and Remittent Fever	...	...	1	0.00
Influenza	2	0.00	28	0.05
Cholera	...	...	...	...
Dysentery	37	0.07	47	0.09
Diphtheria	24	0.04	22	0.04
Other Principal Diseases.				
Tuberculosis	295	0.57	322	0.63
Cerebro-Spinal Fever	2	0.00	3	0.00
Diseases of the Nervous System	172	0.33	152	0.29
Diseases of the Respiratory System	1,369	2.68	1,715	3.36
Diarrhoea and Enteritis	298	0.58	329	0.64
Puerperal State	17	0.03	19	0.03
Congenital Debility and Diseases Infancy	845	1.65	896	1.75
Old Age	749	1.46	862	1.68
Leprosy	2	0.00	4	0.00
Violence	401	0.78	394	0.77
Other Causes	1,562	3.14	1,816	3.64
Total ...	5,835	11.43	6,752	13.23

TABLE 20
Certification of Cause of Death in 1957.

Year	Total Deaths.	Verified by District Registrars	Medical officers of Hospitals	Private Medical Practitioners	Hakims and Vaidyas	Commissioner of Police	Coroner of Bombay	Total	Percentage of Total Certificates received to the Total Mortality
1952...	6,005	4,082	893	876	3	5	146	1,923	32.02
1953...	6,528	5,340	105	731	1	6	345	1,188	18.2
1954...	6,145	3,802	990	904	7	5	437	2,343	38.1
1955...	5,932	3,407	1,033	933	3	3	553	2,525	42.6
1956...	5,835	3,084	1,181	993	2	4	571	2,751	47.1
1957...	6,752	3,102	1,195	1,596	1	67	791	2,650	39.2

TABLE 21

The number of children born in and out of Bombay who died before completing twelve Months of age in 1957:—

	Born in Bombay Suburbs.		Born out of Bombay.	Deaths under 1 year of age.
	Births Registered.			
	Before death.	After death.		
Total ...	872	763	116	1,751
Percentage ...	49.8	43.6	6.6	100.0

TABLE 22
Deaths in Puerperal state:—

No.	Specific Cause of Death.	Number of Deaths.
1	Ante-partum Haemorrhage	2
2	Post-partum Haemorrhage	3
3	Toxaemias (Eclampsia, Hyperemesis Gravidarum, Acute Yellow Atrophy Albuminuira)	6
4	Puerperal Sepsis (Sepraemia, Septicaemia, Phlegmasis, Albodolens, Coli Infection, etc.)	3
5	Embolism	1
6	Shock during or immediately after delivery	4
7	Anaemia of Pregnancy	...
8	Malaria	...
9	Influenza, Pneumonia	...
10	T. B.	...
	Complications of Pregnancy	
11	Heart Disease	...
12	Operative Interference	...
13	Ruptured Uterus	...
14	Breast Disease	...
15	Puerperal Insanity	...
16	Other Causes	...
	Total ...	19

TABLE 23
Reported Enteric Fever cases by months in 1957.

Disease	Months.												Total.
	Jan.	Feb.	March.	April.	May.	June.	July.	Aug.	Sept.	Oct.	Nov.	Dec.	
Enteric Fever	43	33	14	21	26	10	26	36	42	58	85	45	439

TABLE 24
Particulars relating to Enteric Fever Since 1953.

Year.	Attacks.	Deaths.	Fatality Rate.	Death Rate.	Hospitalisation.	Cases notified by Medical Practitioners.	Inoculations.	Attack. Rate.
1953	359	58	16.2	0.1	350	9	13,596	0.7
1954	397	42	10.6	0.1	395	2	22,501	0.8
1955	490	49	10.0	0.1	480	10	21,271	0.9
1956	397	41	10.3	0.1	394	3	17,067	0.8
1957	439	55	12.5	0.1	433	6	20,366	0 9

TABLE 25
Reported Diphtheria cases by months in 1957.

Disease	Months.												Total.
	Jan.	Feb.	March.	April.	May	June.	July.	Aug.	Sept.	Oct.	Nov.	Dec.	
Diphtheria.	52	32	29	44	31	23	31	31	37	57	77	62	506

TABLE 26

Births by Sex in 1957.

Serial No. of Sections.	Name of Section.	No. of Births Registered.			No. of Births per 1,000 of population of 1951 Census	Deaths under one year per 1,000 of Births.
		Males.	Females.	Total.		
1	Slaughter House, Bunder wadi and Bazar, Bandra	351	298	649	40.7	64.7
2	Colwad and Bandra Hill	202	179	381	30.9	60.4
3	Palli Hill, Sherli and Chimbai ...	199	177	376	32.1	69.1
4	Danda	192	162	354	37.5	81.9
5	Khar Scheme and Chandawallaki Wadi ...	623	588	1,211	49.2	55.3
6	Khar and Pali	214	200	414	29.1	67.6
7	Hill Road and Turner Road ...	263	270	533	36.7	26.3
8	Santacruz West	174	157	331	34.0	66.5
9	Santacruz Central	281	232	513	36.9	52.6
10	Santacruz East	774	698	1,472	48.2	67.9
11	Vile-Parle East	648	646	1,294	41.1	90.4
12	Vile-Parle West	384	372	756	39.5	97.9
13	Andheri East	705	617	1,322	46.3	102.1
14	Andheri West	444	466	910	32.8	67.0
15	Jogeshwari East	234	180	414	133.0	60.4
16	Jogeshwari West	225	206	431	46.1	37.1
17	Versova	196	242	438	41.9	38.8
18	Madh	168	171	339	80.9	...
19	Juhu	90	66	156	22.7	64.1
20	New Mill	622	619	1,241	45.3	103.9
21	Station and Takia	474	403	877	46.3	84.4
22	Swadeshi Mill, Chuna Bhatti, Khajuri Bhatti and Kasaiwada	386	344	730	39.3	87.7
23	Bazar, Church, Hall Nawpada and 7 villages	464	362	826	22.2	98.1
24	Chembur Proper	1,146	1,056	2,202	116.3	64.9
25	11 Villages—Mahul, Trombay, Govandi Vadvali, Borla, Mankhurd, Mandala etc,.	345	323	668	31.8	58.4
26	Ghatkopar	565	492	1,057	21.4	37.2
27	Kirol	319	306	625	289.6	96.0
28	Panjarapole	564	530	1,094	726.4	112.4
29	Vikroli	207	176	383	263.8	54.8
30	Bhandup	316	299	615	38.9	63.4
	Total ...	11,775	10,837	22,612	44.3	77.4

TABLE 27

Births by Sections and Months in 1957.

Serial No. of Sections	Name of Section.	January.	February	March.	April	May	June	July	August	September	October	November	December	Total
1	Slaughter House, Bunder Wadi and Bazar, Bandra ...	53	48	45	61	52	25	98	32	55	58	62	60	649
2	Colwadi and Bandra Hill ...	24	23	29	20	35	25	31	24	34	40	54	42	381
3	Palli Hill, Sherliand Chimbai ...	21	19	34	22	25	13	45	33	35	30	52	47	376
4	Danda ...	20	29	27	14	20	8	43	25	31	39	46	52	354
5	Khar Scheme and Chamdawallaki Wadi	72	84	89	45	92	37	155	74	115	135	127	186	1,211
6	Khar and Pali ...	26	42	31	35	41	12	47	11	34	48	37	50	414
7	Hill Road and Turner Road ...	33	52	42	40	42	27	68	35	47	35	58	54	533
8	Santacruz West ...	15	29	15	18	11	68	31	29	16	30	33	36	331
9	Santacruz Central ...	32	29	39	51	20	3	56	58	44	49	60	72	513
10	Santacruz East ...	103	81	104	105	96	113	126	104	124	138	155	223	1,474
11	Vile-Parle East ...	101	75	127	105	103	94	114	85	95	102	147	146	1,294
12	Vile-Parle West ...	48	47	59	38	53	46	75	61	70	90	86	83	756
13	Andheri East ...	134	117	101	104	120	90	96	107	103	113	111	126	1,322
14	Andheri West ...	58	60	71	72	51	45	89	77	63	78	95	151	910
15	Jogeshwari East ...	31	22	27	35	39	26	37	37	25	20	61	54	414
16	Jogeshwari West ...	28	26	33	34	27	26	19	37	41	39	44	77	431
17	Versova ...	32	20	37	43	30	18	38	31	32	55	48	54	438
18	Madh ...	46	20	31	29	33	37	27	21	40	...	13	32	339
19	Juhu ...	15	17	11	18	13	15	...	13	7	10	8	29	156
20	New Mill ...	64	52	111	127	118	67	100	100	106	117	101	178	1,241
21	Station and Takia ...	53	28	56	158	89	26	74	68	49	80	72	124	877
22	Swadeshi Mill, Chuna Bhatti, Khajuri Bhatti and Kasiwada.	52	37	50	71	55	36	53	70	72	59	82	93	730
23	Bazar, Church, Hall Nawpada and 7 villages.	62	42	57	76	75	47	76	51	65	84	84	107	826
24	Chembur Proper ...	144	134	125	202	178	114	206	126	159	257	214	343	2,202
25	11 villages—Mahul, Trombay, Govandi, Vadvali, Borla, Mankhurd, Mandala, etc.	70	80	45	60	53	46	47	63	17	49	62	76	668
26	Ghatkopar ...	68	83	79	74	93	98	82	67	87	94	95	137	1,057
27	Kirol ...	40	66	47	50	42	52	39	66	52	59	72	40	625
28	Panjrapole ...	91	85	101	89	57	75	92	76	99	111	108	110	1,094
29	Vikroli ...	40	29	30	34	27	14	39	26	41	34	35	34	383
30	Bhandup ...	46	51	48	43	54	41	42	56	57	49	58	70	615
	Total ...	1,622	1,527	1,701	1,873	1,744	1,344	2,045	1,673	1,815	2,102	2,280	2,886	22,612

TABLE No. 28

Table showing cases of notifiable Diseases reported during the year 1957

Serial No.	Name of Section.	Cholera.	Small-pox	Plague.	Enteric Fever.	Diphtheria	Typhus	Relapsing Fever.	Kala Azar.	Puerperal Fever.	Tubercu-losis.	Leprosy.	Influenza Pneumonia	Cerebro Spinal Meningitis	Scarlet Fever.	Acute-Anterior Poliomyelitis	Total.
1	Slaughter House, Bunder Wadi and Bazar, Bandra	...	11	...	23	69	...	...	...	...	22	...	3	...	...	5	133
2	Colwad and Bandra Hill	...	1	...	1	3	...	...	...	...	5	...	1	...	...	...	11
3	Palli Hill, Sherli and Chimbai	...	...	...	3	3	...	...	...	...	4	...	...	...	...	1	11
4	Danda	...	...	...	1	2	...	...	...	...	3	...	...	...	...	1	72
5	Khar Scheme and Chamdawalaki Wadi	...	1	...	8	10	...	...	...	...	13	...	2	...	...	1	35
6	Khar and Pali	...	24	...	8	19	...	...	...	...	3	...	1	...	...	...	55
7	Hill Road and Turner Road	...	...	...	...	...	...	...	...	...	...	...	...	...	...	...	...
8	Santacruz West	...	10	...	5	12	...	...	...	...	...	...	...	1	...	...	28
9	Santacruz Central	...	6	...	3	3	...	...	...	...	4	...	...	...	...	...	16
10	Santacruz East	...	12	...	30	37	...	...	...	...	9	...	...	1	...	1	90
11	Vile-Parle East	...	11	...	67	13	1	...	...	...	5	...	...	...	...	2	99
12	Vile-Parle West	...	9	...	9	4	...	...	...	...	...	...	...	...	...	1	23
13	Andheri East	...	40	...	46	55	...	...	...	...	9	...	1	1	...	1	153
14	Andheri West	...	2	...	17	23	...	...	...	...	...	...	...	...	...	2	44
15	Jogeshwari East	...	15	...	14	21	...	...	...	...	1	...	...	...	...	...	51
16	Jogeshwari West	...	...	...	3	4	...	...	...	...	...	...	...	...	...	...	7
17	Versova	...	5	...	4	1	...	...	...	...	1	...	...	...	...	1	12
18	Madh	...	1	...	6	19	...	...	...	...	...	...	...	...	...	...	26
19	Juhu	...	3	...	7	3	...	...	...	...	...	...	...	...	...	...	13
20	New Mill	...	8	...	21	45	1	...	...	...	14	1	...	...	...	1	90
21	Station and Takia	...	5	...	7	23	...	...	...	...	7	...	...	...	...	1	43
22	Swadeshi Mill, Chuna Bhatti, Khajuri Bhatti and Kasaiwada. ...	...	3	...	12	29	...	...	...	...	14	...	...	...	...	1	60
23	Bazar, Church, Hall, Nawpada and 7 Villages	...	5	...	23	35	...	...	...	...	11	...	...	1	...	...	75
24	Chembur Proper	...	9	...	46	43	...	...	...	...	23	...	1	...	...	...	122
25	11 Villages—Mahul, Trombay, Gavandi, Vadvali, Borala, Mankhurd, Mandala, etc.	...	13	...	12	7	...	...	...	...	10	...	1	...	...	...	43
26	Ghatkopar	...	16	...	33	21	...	...	...	...	4	...	...	...	...	4	78
27	Kirol	...	...	...	...	...	...	...	...	...	1	...	...	...	...	...	1
28	Panjarapole	...	...	...	...	...	...	...	...	...	...	...	...	...	...	...	...
29	Vikroli	...	...	...	7	...	...	...	...	...	1	...	...	...	...	...	8
30	Bhandup	...	26	...	23	2	...	...	...	...	1	...	...	...	...	2	54
	Total ...	...	236	...	439	506	2	...	...	...	165	1	10	4	...	25	1388
	Average of the last 5 year 1952 to 1956 ...	5	41	...	388	285	4	...	...	1	434	2	...	2	...	24	1186

TABLE 29

Infant Mortality by Sections in 1957

Serial No. of Sections	Name of Sections.	Months												Total.
		January.	February.	March.	April.	May.	June.	July.	August.	September.	October.	November.	December.	
1	Slaughter House, Bunder Wadi and Bazar, Bandra ...	3	5	3	1	3	5	9	2	3	3	...	5	42
2	Colwad and Bandra Hill ...	...	4	2	3	...	3	2	2	1	2	4	...	23
3	Palli Hill, Sherli and Chimbai ...	...	...	1	3	1	2	6	3	4	1	3	2	26
4	Danda	5	3	2	2	1	1	1	2	2	4	5	1	29
5	Khar Scheme and Chamdawallak i Wadi.	3	4	5	3	4	7	8	6	3	7	7	10	67
6	Khar and Pali	2	...	3	3	3	1	1	6	3	4	1	1	28
7	Hill Road and Turner Road ...	...	...	1	...	5	...	1	2	1	...	3	1	14
8	Santacruz, West	3	2	2	2	...	3	1	...	5	1	2	1	22
9	Santacruz, Central	5	...	4	3	1	...	2	2	1	1	5	3	27
10	Santacruz, East	5	8	7	15	8	7	4	5	6	11	16	8	100
11	Vile-Parle, East	9	7	12	12	7	9	9	9	12	7	14	10	117
12	Vile-Parle, West	8	5	3	4	4	7	8	10	6	7	5	7	74
13	Andheri, East	15	11	8	3	11	12	18	15	17	9	8	8	135
14	Andheri, West	4	2	4	8	4	6	3	5	3	12	3	7	61
15	Jogeshwari East	1	...	2	4	3	2	1	2	1	1	2	6	25
16	Jogeshwari, West	1	...	...	1	1	2	...	4	...	1	3	3	16
17	Versova	...	...	1	2	1	2	2	...	3	1	4	1	17
18	Madh	...	...	...	...	...	...	...	...	...	...	...	...	...
19	Juhu	...	...	2	...	...	1	1	...	4	1	...	1	10
20	New Mill	14	12	4	9	13	9	7	10	14	16	12	9	129
21	Station and Takia	6	5	5	4	5	7	8	6	8	9	5	6	74
22	Swadeshi Mill Chuna Bhatti, Khajuri Bhatti and Kasaiwada ...	4	2	5	2	...	10	7	6	6	6	6	10	64
23	Bazar Church, Hall Nawpada and 7 Villages	2	3	4	4	15	4	9	5	9	12	7	7	81
24	Chembur Proper	10	8	5	11	6	10	10	17	25	11	15	15	143
25	11 Villages—Mahul, Trombay, Gavandi Vadavli, Borla, Mankhurd, Mandala, etc.	2	3	4	7	2	1	1	7	4	...	3	5	39
26	Ghatkopar	13	9	12	11	8	11	12	13	12	21	7	16	145
27	Kirol	4	5	6	3	5	5	8	4	2	2	11	5	60
28	Panjarapole	6	7	11	7	8	14	11	14	18	8	10	9	123
29	Vikroli	1	...	...	6	2	3	3	2	2	1	1	1	21
30	Bhandup	4	1	6	3	2	1	1	2	6	7	3	3	39
	Total ...	130	106	124	136	123	145	154	160	181	166	165	161	1,751

TABLE 10

Deaths by Ages and Months.

Months.	Within 24 Hours.	1-7 Days.	1-4 Weeks.	4 Weeks to 3 Months.	3 to 6 Months.	6-12 Months.	1-2 Years.	2-5 Years.	5-10 Years.	10-15 Years.	15-20 Years.	20-30 Years.	30-40 Years.	40-50 Years.	50-60 Years.	60 and Over.	Age Unspecified.	Total (All Ages)
January ...	21	33	22	23	12	19	25	68	17	4	7	58	36	42	38	142	...	567
February ...	11	20	23	21	13	18	21	31	13	10	16	36	36	33	37	108	...	447
March ...	19	31	20	22	17	15	30	45	19	10	11	51	34	36	35	111	...	504
April ...	24	30	26	19	10	27	34	37	21	10	14	59	48	31	37	112	...	539
May ...	21	20	19	10	23	30	44	51	15	9	16	44	22	36	27	79	...	466
June ...	23	29	12	7	34	40	53	83	38	9	10	62	54	29	51	145	...	679
July ...	21	26	27	14	27	39	49	62	25	12	10	34	37	28	48	126	...	585
August ...	14	40	29	23	14	40	42	46	15	9	12	36	40	34	37	115	...	546
September ...	30	38	38	19	18	38	38	59	19	7	6	47	39	53	52	137	...	638
October ...	32	38	22	19	14	41	42	56	19	13	9	49	39	31	42	127	...	593
November ...	20	31	30	21	21	42	39	60	22	7	21	53	33	38	52	112	...	602
December ...	26	42	27	18	17	31	30	71	12	10	14	47	45	27	47	122	...	586
Total ...	262	378	295	216	220	380	447	667	235	110	146	576	463	418	503	1,436	...	6,752

TABLE 31

Deaths among Infants by Causes, Months and ...

Causes of Deaths.	Total.	Months.												Ages.			
		Jan.	Feb.	Mar.	April	May	June	July	Aug.	Sept.	Oct.	Nov.	Dec.	Under 1 week.	1 to 4 weeks.	4 weeks to 6 months	6 to 12 months.
36 Poliomyelitis ...	...	...	...	...	...	...	...	...	...	...	...	...	...	...	...	...	...
28a Malaria ...	...	...	...	...	...	...	...	...	...	...	...	...	...	...	...	...	...
28b Ague and Remittent Fever. ...	...	...	...	...	...	...	...	...	...	...	...	...	...	...	...	...	...
34 Small-pox ...	6	...	...	...	3	1	...	1	...	...	1	...	...	...	...	5	1
35 Measles ...	4	...	1	1	...	1	...	...	...	1	...	...	...	...	1	...	3
8 Scarlet Fever ...	...	...	...	...	...	...	...	...	...	...	...	...	...	...	...	...	...
9 Whooping Cough.	2	...	...	...	1	...	...	...	...	...	...	...	1	...	...	...	2
10 Diphtheria ...	10	2	...	1	1	...	...	1	...	1	2	1	1	...	...	...	10
33 Influenza ...	3	...	...	...	...	...	2	...	...	1	...	...	...	...	...	...	3
4 Cholera ...	...	...	...	...	...	...	...	...	...	...	...	...	...	...	...	...	...
27 Dysentery ...	10	1	...	3	...	...	...	2	...	1	1	...	2	...	2	3	5
3 Plague ...	...	...	...	...	...	...	...	...	...	...	...	...	...	...	...	...	...
6 Cerebro-Spinal Fever ...	...	...	...	...	...	...	...	...	...	...	...	...	...	...	...	...	...
13 Tuberculosis of Respiratory system ...	...	...	...	...	...	...	...	...	...	...	...	...	...	...	...	...	...
14- Other Tuberculous Diseases ...	13	1	1	...	1	1	3	...	...	...	...	1	5	...	...	5	8
30 Syphilis ...	1	...	...	...	...	...	...	...	...	...	...	...	1	1	...	...	...
70 Rickets ...	2	...	...	...	...	...	...	...	1	...	...	1	...	...	...	...	2
86 Convulsions ...	8	...	1	...	...	...	1	...	1	...	1	2	2	5	2	1	...
106 Bronchitis ...	5	...	1	1	...	...	...	...	1	...	...	1	1	...	1	2	2
107-109 Pneumonia ...	545	38	30	33	39	41	54	51	58	55	54	48	44	23	50	250	222
104, 105, 110-114 Other Respiratory Diseases.	5	...	1	...	...	...	...	...	...	1	1	2	...	1	...	1	3
118-1 Gastritis ...	...	...	...	...	...	...	...	...	...	...	...	...	...	...	...	...	...
119-120 Diarrhoea and Enteritis ...	151	9	9	7	11	10	10	22	12	14	13	19	15	5	17	63	66
157, 158 Congenital Mal-160, 161 formation, Injury at Birth...	321	32	21	21	18	22	26	22	36	35	23	35	30	146	86	66	23
159 Premature-Birth ...	547	38	37	51	52	38	41	41	41	59	56	41	52	434	96	16	1
161a Atelectasis ...	...	...	...	...	...	...	...	...	...	...	...	...	...	...	...	...	...
200a-2 Suffocation Overlying ...	...	...	...	...	...	...	...	...	...	...	...	...	...	...	...	...	...
200-2a Fever not defined...	11	...	1	...	2	2	2	1	2	...	...	...	1	3	1	3	4
Other Causes ...	107	9	3	6	8	7	6	13	8	13	14	14	6	22	39	21	25
Total ...	1,751	130	106	124	136	123	145	154	160	181	166	165	161	640	295	436	380

TABLE 32

Deaths from all Causes by Sections and Age-periods

Serial No. of Sections.	Name of Sections.	Under 1 Year.	1 to 5 Years.	5 to 10 Years.	10 to 15 Years.	15 to 20 Years.	20 to 30 Years.	30 to 40 Years.	40 to 50 Years.	50 to 60 Years.	60 and Over.	Total deaths. Males.	Total deaths. Females.	Persons	Ratio of No. of deaths among males to 100 deaths among females.	Ratio of deaths per 1000 of Population 1951.	Mean during previous 5 years.
1	Slaughter House, Bunder Wadi and Bazar, Bandra ...	42	31	9	5	5	13	9	15	22	77	131	97	228	13.5	14.3	180
2	Colwad and Bandra Hill...	23	7	1	4	1	7	8	7	7	49	68	46	114	14.8	9.2	120
3	Palli Hill, Sherli and Chimbai	26	11	3	2	2	9	5	10	8	35	64	47	111	13.6	9.5	99
4	Danda	29	14	4	2	1	5	7	7	10	40	56	63	119	8.9	12.6	123
5	Khar Scheme and Chamdswallaki Wadi	67	65	8	3	7	32	26	20	29	79	181	155	336	11.7	13.6	229
6	Khar and Pali	28	22	3	1	4	12	11	8	9	17	69	46	115	15.0	8.1	126
7	Hill Road and Turner Road	14	6	3	1	2	7	4	7	9	33	48	38	86	12.6	5.9	125
8	Santacruz West	22	4	3	2	2	5	2	1	13	20	50	24	74	20.8	7.6	100
9	Santacruz Central	27	10	2	6	2	9	9	10	11	30	71	45	116	15.8	8.3	143
10	Santacruz East	100	71	14	4	10	43	51	21	34	92	245	195	440	12.5	14.4	380
11	Vile-Parle East	117	65	14	6	8	42	31	24	31	100	219	219	438	10.0	13.9	354
12	Vile-Parle West	74	51	8	3	8	23	13	18	24	62	159	125	284	12.7	14.9	233
13	Andheri East	135	82	20	7	14	53	51	26	33	106	271	256	527	10.6	18.5	337
14	Andheri West	61	38	9	6	2	20	15	14	26	56	154	93	247	16.6	8.9	162
15	Jogheshwari East	25	23	1	3	4	16	11	15	13	19	77	53	130	14.5	41.8	77
16	Jogheshwari West	16	19	6	2	3	11	6	10	11	41	71	54	125	13.2	13.4	51
17	Versova	17	8	1	1	...	2	4	6	6	15	36	24	60	15.0	5.7	71
18	Madh	...	...	...	...	...	...	...	...	...	2	1	1	2	10.0	0.5	8
19	Juhu	10	8	3	...	1	5	3	13	4	6	38	15	53	25.3	7.7	50
20	New Mill	129	89	12	5	13	26	22	25	25	81	241	186	427	13.0	15.6	464
21	Station and Takia	74	50	7	6	7	19	18	21	21	55	142	136	278	10.4	14.7	300
22	Swadeshi Mill, Chuna Bhatti, Khajuri Bhatti and Kassaiwada	64	46	8	4	8	14	7	16	14	33	129	85	214	15.2	11.5	256
23	Bazar Church Hall Nawpada and 7 Villages ...	81	47	13	7	5	30	20	16	17	53	157	132	289	11.9	7.8	297
24	Chembur Proper	143	94	21	13	7	57	34	44	35	119	299	262	561	11.4	29.6	498
25	11 Villages-Mahul, Trombay, Govandi, Vadvali, Borla, Mankhurd Mandala, etc....	39	34	9	2	5	14	23	10	13	36	98	87	185	11.3	8.8	298
26	Ghatkopar	145	64	15	6	11	50	29	25	30	68	239	204	443	11.7	8.9	427
27	Kirol	60	39	7	1	5	11	12	6	16	42	109	90	119	12.1	92.2	145
28	Panjarapole	123	73	22	2	3	21	21	12	16	40	175	158	333	11.1	221.1	288
29	Vikroli	21	8	3	4	...	4	3	3	1	10	29	28	57	10.4	39.3	43
30	Bhandup	39	35	6	2	6	22	8	8	15	20	93	68	161	13.7	10.2	105
	Grand Total ...	1,751	1114	235	110	146	576	463	418	503	1,436	3,720	3,032	6,752	12.3	13.2	6089

TABLE 33

Deaths by Sections and months in 1957.

Serial No. of Sections.	Name of Sections.	January.	February.	March.	April.	May	June.	July.	August.	September	October.	November.	December	Total.
1	Slaughter House, Bunder Wadi and Bazar Bandra	18	18	18	23	16	30	25	20	12	23	13	12	228
2	Colwad and Bandra Hill...	4	13	10	8	3	11	19	1	9	13	16	7	114
3	Palli Hill, Sherli and Chimbai	7	3	8	6	2	7	18	19	8	9	8	16	111
4	Danda	12	9	6	6	9	3	9	9	9	16	21	10	119
5	Khar Scheme and Chandawallaki Wadi	19	39	32	16	23	40	23	26	25	21	38	34	336
6	Khar and Pali	11	6	14	12	8	12	2	13	10	10	8	9	115
7	Hill Road and Turner Road	6	5	7	4	10	8	10	11	5	10	6	4	86
8	Santacruz West	8	6	9	5	3	12	3	3	10	4	8	3	74
9	Santacruz Central	15	13	10	8	7	1	4	12	19	7	12	8	116
10	Santacruz East	34	28	24	42	37	47	40	21	50	41	44	32	440
11	Vile-Parle East	35	24	39	39	30	46	40	32	46	32	37	38	438
12	Vile-Parle West	22	24	17	31	13	31	23	26	18	23	27	29	284
13	Andheri East	57	32	51	23	35	50	50	50	58	49	40	32	527
14	Andheri West	26	12	17	18	15	26	21	18	15	21	25	33	247
15	Jogheshwari East	6	6	5	17	10	10	12	14	12	9	10	19	130
16	Jogheshwari West	15	6	4	6	9	6	6	18	14	8	11	20	125
17	Versova	1	2	3	5	4	8	6	1	7	6	10	7	60
18	Madh	...	...	...	...	...	...	...	...	2	...	...	...	2
19	Juhu	1	2	9	2	1	3	3	10	9	3	4	6	53
20	New Mill	36	36	25	40	34	44	27	29	46	39	34	37	427
21	Station and Takia	23	22	15	23	12	22	35	14	23	38	21	30	278
22	Swadeshi Mill, Chuna Bhatti, Khajuri Bhatti and Kasaiwada	13	14	14	15	18	31	28	12	14	13	24	18	214
23	Bazar Church, Hall Nawpada and 7 Villages	23	17	13	22	38	26	25	16	22	35	29	23	289
24	Chembur Proper	55	39	37	43	39	63	44	58	60	50	34	45	561
25	11 Villages-Mahul, Trombay, Gavandi Vadvali, Borla, Mankhurd Mandala, etc.	15	10	13	31	9	11	16	21	18	5	19	17	185
26	Ghatkopar	33	25	31	26	28	50	36	37	40	59	38	40	443
27	Kirol	22	10	16	17	19	24	20	14	12	5	20	20	199
28	Panjarapole	32	17	35	22	20	45	27	29	38	20	24	24	333
29	Vikroli	7	4	1	9	4	6	5	4	5	4	6	2	57
30	Bhandup	11	5	21	18	16	6	8	8	22	20	15	11	161
	Grand Total	567	447	504	539	466	679	585	546	638	593	602	586	6,752

TABLE

Deaths by Ages, Causes and Sexes

No. in Short List.	Corresponding No. in detailed List.	Causes of deaths.	Within 24 Hours.		1-7 Days.		1-4 Weeks.		4 Weeks to 3 Months.		3-6 Months.		6-12 Months.		1-2 Years.		5 Years.	
			Male	Female	Male	Female	Male	Female	Male	Female	Male	Female	Male	Female	Male	Female	Male	Female
1	1-2	Typhoid and Para Typhoid Fever.	...	...	...	...	...	...	...	...	...	...	...	1	3	1	2	...
2	6	Cerebro Spinal Fever.	...	...	...	...	...	...	...	...	...	...	...	...	...	...	...	...
3	8	Scarlet Fever ...	...	...	...	...	...	...	...	...	...	...	...	...	...	...	...	...
4	9	Whooping Cough ...	...	...	...	...	...	...	...	...	...	...	2	...	...	1	...	...
5	10	Diphtheria ...	...	...	...	...	...	...	...	...	...	...	4	6	3	5	2	1
6	13	Tuberculosis of Respiratory System.	...	...	...	...	...	...	...	...	...	...	...	...	4	2	4	1
7	14-22	Other forms of Tuberculosis.	...	...	...	...	...	...	...	...	3	2	4	4	3	8	9	5
8	30	Syphilitic disease ...	...	...	...	1	...	...	...	...	...	...	...	...	...	...	...	...
9	33	Influenza ...	...	...	...	...	...	...	...	...	...	...	2	1	2	...	1	4
10	35	Measles ...	...	...	...	...	1	...	...	...	...	...	1	2	1	2	2	6
11	36	Acute Poliomyelitis and PolioencePhalitis	...	...	...	...	...	...	...	...	...	...	...	...	...	...	2	...
12	37	Acute infectious encephalitis.	...	...	...	...	...	...	...	...	...	...	...	...	...	...	...	...
13M	45, 46A,	Cancer of buccal cavity and Oesophagus (Males)	...	...	...	...	...	...	...	...	...	...	...	...	...	...	...	...
13F	48	Cancer of Uterus ...	...	...	...	...	...	...	...	...	...	...	...	...	...	...	...	...
14	46B	Cancer of Stomach and duodenum.	...	...	...	...	...	...	...	...	...	...	...	...	...	...	...	...
15	50	Cancer of breast ...	...	...	...	...	...	...	...	...	...	...	...	...	...	...	...	...
16	45-46A females 46, c. h, 47, 49, 51-55	Cancer of all other Sites	...	...	...	...	...	...	...	...	...	...	...	...	...	...	...	...
17	61	Diabetes ...	...	...	...	...	...	...	...	...	...	...	...	...	...	...	...	...
18	83	Intra cranial Vascular Lesions.	...	1	...	...	1	...	...	...	...	...	...	...	...	...	...	...
19	90-95	Heart disease ...	...	...	...	...	...	...	1	...	...	...	...	...	...	...	...	1
20	96-103	Other diseases of Circulatory system.	...	...	...	...	1	...	...	...	...	...	...	...	...	...	...	...
21	106	Bronchitis ...	...	...	...	...	1	...	...	...	1	1	2	...	1	3	...	1
22	107-109	Pneumonia	3	1	9	10	29	21	63	60	66	61	101	121	115	129	167	188
23	104 105, 110-114	Other Respiratory Diseases	...	...	...	1	...	...	...	...	1	...	3	...	...	2	2	5
24	117	Ulceration of the Stomach or duodenum	...	...	...	...	...	...	...	...	...	...	...	...	...	...	...	...
25	119, 120	Diarrhoea ...	...	...	2	3	8	9	16	8	27	12	32	34	20	25	15	20
26	121	Appendicitis ...	...	...	...	...	...	...	...	...	...	...	...	...	...	...	...	...
27	115, 116, 118, 122-129.	Other Digestive Diseases.	...	...	1	3	2	2	1	1	...	...	...	1	3	3	9	5
28	130-132	Nephritis ...	...	...	...	...	...	...	1	...	...	...	...	...	1	...	2	2
29	140-147	Puerperal and Post Abortive Sepsis.	...	...	...	...	...	...	...	...	...	...	...	...	...	...	...	...
30	141-146, 148-150	Other Maternal Causes	...	...	...	...	...	...	...	...	...	...	...	...	...	...	...	...
31	159	Prematurebirth ...	110	73	149	102	62	34	7	5	2	2	1	...	...	...	...	...
32	157, 158, 160, 161	Congenital Malformation, injury at birth.	40	32	43	31	56	30	22	18	14	12	13	10	8	9	3	7
33	163, 164	Suicide ...	...	...	...	...	...	...	...	...	...	...	...	...	...	...	...	...
34	170, 171	Road Traffic Accidents	...	...	...	...	...	...	...	...	...	...	...	...	...	...	2	1
35	165-169, 172-198	Other Violent Causes.	...	...	...	...	2	...	1	...	...	...	1	2	4	2	7	3
36 other defined Diseases	34	*A* Small-pox ...	...	...	...	...	...	...	2	1	1	1	1	...	1	1	1	3
	3	*B* Plague ...	...	...	...	...	...	...	...	...	...	...	...	...	...	...	...	...
	29	*C* Kala Azar ...	...	...	...	...	...	...	...	...	...	...	...	...	...	...	...	...
	28a	*D* Malaria ...	...	...	...	...	...	...	...	...	...	...	...	...	1	...	...	1
	28b	*E* Ague and Remittent Fever.	...	...	...	...	...	...	...	...	...	...	...	...	...	...	...	...
	31	*F* Relapsing Fever.	...	...	...	...	...	...	...	...	...	...	...	...	...	...	...	...
	200: 2a	*G* Fever not defined	...	...	1	2	1	...	2	...	...	1	2	2	4	1	2	3
	4	*H* Cholera ...	...	...	...	...	...	...	...	...	...	...	...	...	...	...	...	...
	27	*J* Dysentery ...	...	...	...	...	2	...	...	1	1	1	2	3	2	3	3	6
	23	*K* Leprosy ...	...	...	...	...	...	...	...	...	...	...	...	...	...	...	...	...
	162	*L* Senility and Old Age.	...	...	...	...	...	...	...	...	...	...	...	...	...	...	...	...
		M All other causes.	2	...	14	6	24	9	4	2	5	6	8	14	33	41	80	91
		All other causes Males	155	...	219	...	190	...	120	...	121	...	179	...	209	...	313	...
		All other causes Females ...	...	107	...	159	...	105	...	96	...	99	...	201	...	238	...	354
		Total ...		262	...	378		295		216		220		380		447		667
		Percentage																

34

5-10 Years.		10-15 Years.		15-20 Years.		20-30 Years.		30-40 Years.		40-50 Years.		50-60 Years.		60 and Over.		Age Unspecified.		Total.		Persons.	No. in Short List.
Male	Female	Male	Female	Male	Female	Male	Female	Male	Female	Male	Female	Male	Female	Male	Female	Male	Female	Male	Female		
...	2	1	...	7	2	14	9	5	3	2	1	2	1	1	...	...	...	35	20	55	
...	...	1	...	...	...	1	...	...	...	1	...	...	...	...	...	...	...	3	...	3	
..	...	...	...	...	...	...	...	...	...	...	...	...	...	...	...	...	...	...	...	...	3
...	...	...	...	...	...	...	...	...	...	...	...	...	...	...	...	...	...	2	1	3	4
1	...	...	...	...	...	...	...	...	...	..	...	...	...	...	...	...	...	10	12	22	5
1	2	2	...	...	2	22	27	40	24	29	7	27	11	18	12	...	...	147	88	235	6
2	4	2	1	...	2	3	5	5	7	3	...	3	4	4	4	...	...	41	46	87	7
...	...	...	...	...	...	...	...	1	...	1	1	...	...	...	...	...	...	2	2	4	8
...	...	...	...	...	...	...	3	2	1	1	1	2	1	5	2	...	...	15	13	28	9
2	3	...	...	...	...	...	1	...	...	...	...	...	...	...	...	...	...	7	14	21	10
...	...	...	...	...	...	...	...	...	...	...	...	...	...	...	...	...	...	2	...	2	11
...	...	...	...	...	...	...	...	...	...	...	...	...	...	...	...	...	...	...	...	...	12
...	...	...	...	1	...	...	...	1	...	2	...	5	...	4	...	...	...	13	...	13	13
...	...	...	...	...	...	...	...	...	...	...	1	...	4	...	2	...	...	...	7	7	13
...	...	...	...	...	...	...	...	1	...	2	...	2	3	1	5	...	...	6	8	14	14
...	...	...	...	...	...	...	...	...	1	...	3	1	3	1	1	...	...	2	8	10	15
...	1	...	...	1	...	1	1	4	3	6	5	17	5	25	10	...	...	54	25	79	16
...	...	...	...	...	1	...	...	...	...	1	2	2	2	5	7	...	...	8	12	20	17
...	...	...	...	...	...	1	2	1	1	6	3	15	6	23	12	...	...	47	25	72	18
2	1	4	1	4	...	20	13	22	7	35	2	36	13	58	23	...	...	182	61	243	19
...	...	...	...	...	...	3	1	1	3	9	5	5	3	22	25	...	...	41	37	78	20
1	...	...	...	...	...	1	1	2	1	6	1	5	...	7	2	...	...	27	10	37	21
54	52	11	14	11	8	28	27	24	17	24	8	19	8	38	29	...	...	762	754	1516	22
..	1	...	...	1	1	7	4	13	1	18	7	35	10	30	20	...	...	110	52	162	23
...	...	...	...	...	...	1	...	3	...	2	...	3	...	...	...	...	...	9	...	9	24
6	11	1	1	...	1	5	4	7	3	10	3	7	2	18	19	...	...	174	155	329	25
...	...	...	...	...	...	...	...	...	...	...	...	...	...	...	...	...	...	...	...	...	26
...	1	2	1	3	3	16	12	14	11	16	4	18	3	9	9	...	...	94	59	153	27
...	...	...	...	1	...	5	3	3	1	2	...	6	2	19	8	...	...	40	16	56	28
...	...	...	...	...	...	...	...	...	1	...	...	...	...	...	...	...	...	...	1	1	29
...	...	...	...	...	...	...	13	...	5	...	...	...	...	...	...	...	...	...	18	18	30
...	...	...	...	...	...	...	...	...	...	...	...	...	...	...	...	...	...	331	216	547	31
...	1	...	...	...	...	...	...	...	...	...	...	...	...	...	...	...	...	199	150	349	32
...	...	...	...	...	...	3	...	...	...	2	...	...	...	1	...	...	...	6	...	6	33
3	1	...	...	...	...	5	...	1	1	1	...	3	...	1	...	...	...	16	3	19	34
5	6	15	6	27	21	84	49	41	14	32	10	20	4	6	7	...	...	245	124	369	35
1	3	2	3	4	2	15	9	3	2	1	2	1	...	...	...	...	...	33	27	60	A
...	...	...	...	...	...	...	...	...	...	...	...	...	...	...	...	...	...	...	...	...	B
...	...	...	...	...	...	...	...	1	...	...	...	...	...	...	...	...	...	1	...	1	C
...	...	1	...	...	...	1	...	1	1	...	...	...	...	...	...	...	...	4	2	6	D
.	...	...	...	1	...	...	...	...	...	...	...	...	...	...	...	...	...	1	...	1	E
...	...	...	...	...	...	...	...	...	...	...	...	...	...	...	...	...	...	...	...	...	F
2	2	...	1	...	...	2	1	1	...	2	...	1	...	5	1	...	...	25	14	39	G
...	...	...	...	...	...	...	...	...	...	...	...	...	...	...	...	...	...	...	...	...	H
2	...	1	...	...	...	...	1	3	2	3	1	2	...	5	3	...	...	26	21	47	J
...	...	...	...	...	...	...	...	...	...	2	...	1	...	1	...	...	...	4	...	4	K
...	...	...	...	...	...	...	...	...	...	3	2	44	32	373	408	...	...	420	442	862	L
30	32	12	27	24	18	56	96	77	76	73	54	59	45	75	72	...	...	576	589	1165	M
112	...	55	...	85	...	294	...	277	...	295	...	341	...	755	...	...	...	3720	...		
...	123	...	55	...	61	...	282	...	186	...	123	...	162	...	631	...	...	...	3032		
	235		110		146		576		463		418		503		1436					6752	
3.5		1.6		2.2		8.5		6.9		6.2		7.4		21.3						100.0	

TABLE 35

Deaths by Causes and Sections in 1957

Serial No. of Sections.	Name of Section.	1 Typhoid and Para Typhoid fever (1-2)	2 Cerebro spinal fever (6)	3 Scarlet fever (8)	4 Whooping cough (9)	5 Diphtheria (10)	6 Tuberculosis of respiratory system (13)	7 Other forms of Tuberculosis (14-22)	8 Syphilitic disease (30)	9 Influenza (33)	10 Measles (35)	11 Acute Poliomyelitis and Polio Encephalitis (36)	12 Acute infectious Encephalitis (37)	13M Cancer of buccal cavity and Oesophagus (15, 46A) Males	13F Cancer of uterus (48)	14 Cancer of stomach and duodenum (46B)	15 Cancer of Breast (50)	16 Cancer of all other sites (45-46A females, 46 c-h, 47, 49 51-55)
1	Slaughter House, Bunder Wadi and Bazar, Bandra.	1	...	...	...	...	8	4	...	3	...	1	...	1	1	1	...	5
2	Colwad and Bandra Hill	...	...	...	1	...	15	1	...	4	...	...	...	...	1	1	...	3
3	Palli-Hill, Sherli and Chimbai	1	...	...	...	...	5	1	...	...	...	...	...	...	...	1	...	1
4	Danda	...	...	...	...	...	2	3	...	1	...	...	...	...	...	...	1	4
5	Khar Scheme and Chamdawallaki Wadi.	2	...	...	...	...	19	3	...	6	...	...	...	1	1	2	2	3
6	Khar and Pali	3	...	..	...	...	1	1	1	...	1	...	...	...	1	...	...	1
7	Hill Road and Turner Road	1	...	...	...	...	1	2	...	...	...	...	...	1	...	...	...	4
8	Santacruz West	1	...	...	...	...	1	2	...	...	...	...	...	...	...	...	...	2
9	Santacruz Central	...	...	...	...	...	3	1	1	...	1	...	...	...	...	...	1	7
10	Santacruz East	3	1	...	1	2	15	6	...	3	...	...	...	1	...	2	1	5
11	Vile-Parle East	5	...	...	...	1	18	7	...	1	3	...	...	2	1	4	1	8
12	Vile-Parle West	3	...	...	1	2	5	5	...	1	1	...	...	1	...	...	...	4
13	Andheri East.	2	1	...	...	3	20	5	...	1	...	...	...	...	...	...	...	5
14	Andheri West	5	...	...	...	2	12	2	...	1	1	...	...	2	...	...	1	3
15	Jogeshwari East	2	...	...	...	...	11	1	...	...	...	...	...	1	1	...	1	2
16	Jogeshwari West	3	...	...	...	...	7	2	...	1	...	...	...	1	...	...	...	...
17	Versova	...	...	...	...	...	3	1	...	...	...	...	...	...	...	...	...	2
18	Madh	...	...	...	...	...	...	...	...	...	...	...	...	...	...	...	...	...
19	Juhu	3	...	...	...	...	2	...	1	...	...	...	...	...	...	...	...	...
20	New Mill	3	...	...	...	2	11	11	...	1	7	...	...	...	...	1	...	2
21	Station and Takia	...	...	...	...	1	9	5	...	...	2	...	...	1	...	...	1	2
22	Swadeshi Mill, Chuna Bhatti, Khaiuri Bhatti and Kasaiwada	...	...	...	...	1	6	1	...	...	2	...	...	...	...	...	...	4
23	Bazar, Church, Hall, Nawpada and 7 Villages.	1	1	...	...	1	9	4	1	...	1	1	...	...	...	...	...	3
24	Chembur Proper	1	...	...	...	3	19	5	...	2	1	...	...	...	1	...	...	5
25	11 Villages—Mahul Trombay Gavandi Vadvali, Borla, Mankhurd, Mardala etc.	2	...	...	...	2	6	2	...	1	1	...	...	...	...	...	...	...
26	Ghatkopar	4	...	...	...	2	11	7	...	2	...	...	...	...	...	1	1	3
27	Kirol	...	...	...	...	...	5	2	...	...	...	...	...	...	...	...	...	1
28	Panjarapole	1	...	...	...	...	8	1	...	...	...	...	...	1	...	...	...	...
29	Vikroli	1	...	...	...	...	2	1	...	...	...	...	...	...	...	...	...	...
30	Bhandup	1	...	...	...	...	...	1	...	...	...	...	...	...	...	...	...	...
	Total	55	3	...	3	22	235	87	4	28	21	2	...	13	7	14	10	79

Serial No. of Sections.	17 Diabetes (61)	18 Intra-cranial vascular Lesions (83)	19 Heart disease (90-95)	20 Other diseases of circulatory system (96-103)	21 Bronchitis (106)	22 Pneumonia (107-109)	23 Other respiratory diseases (104-105, 110-114)	24 Ulceration of stomach or duodenum (117)	25 Diarrhoea (119-120)	26 Appendicitis (121)	27 Other Digestive Diseases (115, 116, 118, 122-129)	28 Nephritis (130-132)	29 Puerperal and Post abortive Sepsis (140, 147)	30 Other maternal causes (141-146, 148-150)	31 Premature birth (159)	32 Congenital Malformation, Birth injury (157, 158, 160, 161)	33 Suicide (163, 164)	34 Road Traffic Accidents (170-171)	35 Other Violent causes (165-169, 172-198)
1	4	5	22	3	1	36	2	...	12	...	5	4	...	...	13	11	...	...	9
2	2	4	8	1	...	19	6	...	5	...	3	2	...	...	7	4	...	...	1
3	1	2	16	6	...	18	4	...	6	...	3	...	...	1	10	4	...	...	3
4	...	...	5	...	...	13	5	...	4	...	5	1	...	...	10	11	...	...	5
5	1	3	13	8	3	72	11	1	22	...	3	2	...	3	13	19	1	...	10
6	...	1	5	1	3	24	5	...	6	...	3	...	...	...	14	2	...	...	7
7	...	1	5	2	1	11	4	...	3	...	3	...	...	1	4	3	...	...	2
8	...	2	5	1	1	5	3	...	9	...	3	5	...	...	8	4	...	...	3
9	...	5	7	2	...	23	3	...	5	..	1	1	...	...	9	5	...	...	14
10	2	1	15	3	1	118	13	...	23	...	15	5	...	1	27	14	1	...	26
11	1	8	20	9	4	107	10	1	23	...	14	1	...	3	47	12	...	...	25
12	...	4	11	6	3	62	8	...	21	...	12	5	...	2	26	12	...	...	20
13	1	6	17	4	3	146	17	1	28	...	10	4	1	...	42	25	1	4	22
14	1	4	12	2	4	48	8	...	15	...	5	2	...	1	16	12	...	2	16
15	1	1	6	...	...	24	4	...	6	...	3	...	...	...	13	2	...	...	13
16	...	2	5	2	1	26	4	...	5	...	2	2	...	...	6	2	...	...	10
17	1	...	1	4	...	14	3	...	...	...	2	2	...	...	11	...	...	...	3
18	...	...	...	...	...	...	...	...	...	...	...	...	...	...	...	...	...	...	...
19	...	...	5	1	...	10	4	1	3	...	2	1	...	...	3	1	...	...	2
20	1	4	12	4	4	102	4	2	21	...	8	1	...	1	48	22	...	1	19
21	...	6	8	...	2	64	2	...	12	...	7	1	...	...	24	9	...	2	16
22	2	...	5	4	1	55	5	...	9	...	1	3	...	1	28	12	..	2	10
23	...	4	6	3	1	53	7	1	15	...	8	2	...	...	35	9	...	1	19
24	1	6	8	5	...	125	6	2	28	...	10	5	...	2	39	32	...	1	33
25	...	1	2	...	...	35	2	...	5	...	5	2	...	...	18	10	1	1	10
26	1	1	10	6	1	90	9	...	22	...	14	4	...	2	41	29	1	3	36
27	...	...	5	...	1	47	6	...	6	...	2	...	...	...	6	24	...	...	4
28	...	...	1	...	2	123	4	...	4	...	...	1	...	...	9	46	...	1	11
29	...	...	...	1	...	15	...	...	...	...	1	...	...	...	7	5	...	...	2
30	...	1	8	...	...	31	3	...	11	...	3	...	...	...	13	8	1	1	18
Total	20	72	243	78	37	1,516	162	9	329	...	153	56	1	18	547	349	6	19	369

Serial No. of Sections.	36 Other defined diseases: A Small-Pox (34)	B Plague (3)	C Kala Azar (29)	D Malaria (28A)	E Ague & Remittent fever (28B)	F Relapsing fever (31)	G Fever not defined (200-2a)	H Cholera (4)	J Dysentery (27)	K Leprosy (23)	L Senility and old age (162)	M All other causes	Still-born	TOTAL
1	3	...	...	1	...	...	1	...	...	1	32	38	31	228
2	...	...	...	...	...	...	1	...	2	...	8	15	6	114
3	1	...	...	...	...	...	...	...	1	...	9	17	12	111
4	1	...	...	1	...	...	...	...	1	...	27	19	15	119
5	3	...	...	1	1	...	4	...	6	...	41	56	40	336
6	5	...	...	1	...	...	...	...	1	...	8	20	14	115
7	1	...	...	...	...	...	...	...	1	...	14	21	12	86
8	...	...	...	...	...	...	1	...	1	...	6	11	16	74
9	5	...	...	...	...	...	1	...	1	...	10	10	17	116
10	1	...	...	...	...	...	3	...	1	...	42	88	44	440
11	6	...	...	...	...	...	1	...	5	...	50	40	58	438
12	3	...	...	1	...	...	...	...	1	1	21	42	28	284
13	6	...	...	...	...	...	5	...	4	...	74	69	46	527
14	1	...	...	...	...	...	3	...	4	...	33	29	35	247
15	3	...	...	...	...	...	...	...	3	...	12	20	18	130
16	1	...	...	...	...	...	...	...	1	...	26	15	5	125
17	3	...	...	...	...	...	...	...	...	...	7	3	7	60
18	...	...	...	...	...	...	...	...	...	...	2	...	...	2
19	1	...	...	...	...	...	...	...	1	...	2	10	2	53
20	1	...	...	...	...	...	4	...	...	...	63	67	36	427
21	1	...	...	...	...	...	4	...	1	...	45	53	20	278
22	1	...	...	...	...	...	2	...	2	...	27	29	13	214
23	...	...	...	...	...	...	2	...	2	...	36	57	32	289
24	2	...	...	...	...	...	4	...	5	1	88	121	70	561
25	1	...	...	...	...	...	1	...	...	1	40	36	16	185
26	4	...	...	...	...	...	1	...	2	...	44	91	62	443
27	...	...	...	...	...	...	...	...	...	...	42	48	7	199
28	...	...	...	...	...	...	...	...	1	...	32	87	27	333
29	...	...	...	1	...	...	1	..	...	...	7	13	12	57
30	6	...	...	...	...	...	...	...	...	...	14	40	24	161
Total	60	...	1	6	1	...	39	...	47	4	862	1,165	725	6,752

TABLE 36

DEATHS BY ALL CAUSES AND MONTHS

Classification No. Short List.	Classification No. Detailed List.	Specific Causes of Death	Jan.	Feb.	Mar.	April	May	June	July	Aug.	Sep.	Oct.	Nov.	Dec.	Total
		I.—Infective and Parasitic Diseases.													
		(1-26) *Diseases due to bacteria*—													
1	1	Typhoid Fever	5	6	1	2	5	8	2	...	7	5	8	6	55
1	2	Para-typhoid Fever	...	...	...	...	...	...	...	...	...	...	...	...	...
B	3	Plague	...	...	...	...	...	...	...	...	...	...	...	...	...
H	4	Cholera	...	...	...	...	...	...	...	...	...	...	...	...	...
36	5	Undulant Fever	...	...	...	...	...	...	...	...	...	...	...	...	...
2	6	Cerebro-spinal Meningitis	...	...	1	...	...	...	1	...	1	...	...	...	...	3
36	7	Malignant Pustate and Anthrax	...	...	...	...	...	...	...	...	...	...	...	...	...	...
3	8	Scarlet Fever	...	...	...	...	...	...	...	...	...	...	...	...	...	...
4	9	Whooping Cough	...	...	1	...	1	...	...	...	...	...	...	...	1	3
5	10	Diphtheria	...	4	...	1	3	...	...	1	...	1	4	3	5	22
36	11	Erysipelas	...	...	...	...	...	1	...	...	...	...	...	...	...	1
36	12	Tetanus	...	6	3	6	4	6	7	3	5	8	9	9	7	73
		(13-22) *Tuberculosis (all forms)*—													
6	13	Tuberculosis of the Respiratory System	...	16	19	14	12	13	27	22	21	24	22	25	20	235
7	14	Tuberculosis of the Meninges and Central Nervous System	...	7	3	2	6	6	6	8	3	4	6	7	7	65
7	15	Tuberculosis of the Intestines and Peritonium	...	1	...	1	2	1	2	1	...	2	3	2	1	16
7	16	Tuberculosis of the Vertibral Column	...	1	...	...	...	...	...	...	...	...	1	...	1	3
7	17	Tuberculosis of other bones and joints	...	...	...	...	...	...	...	...	...	...	1	...	...	1
7	18	Tuberculosis of the Skin and Subcutaneous Cellular Tissue	...	...	...	...	...	...	...	...	...	...	...	...	...	...
7	19	Tuberculosis of the Lymphatic System	...	...	...	...	...	...	...	...	...	...	...	...	...	...
7	20	Tuberculosis of the Genito-Urinary System	...	...	...	...	...	...	...	...	...	...	...	...	...	...
7	21	Tuberculosis of other organs	...	...	...	1	...	...	...	...	...	...	...	...	...	1
7	22	Disseminated Tuberculosis	...	1	...	...	...	...	...	...	...	...	...	...	...	1
K	23	Leprosy	...	1	1	...	5	4	6	2	5	4	3	6	2	39
36	24	Purulent Infection and Septicaemi	...	...	...	...	...	...	...	...	...	...	...	...	...	...
36	25	Gonococcal Infection	...	...	...	...	...	...	...	...	...	...	...	...	...	...
36	26	Other Bacterial Diseasse Dysentery ... excepted)—														
		(a) Glanders	...	...	...	...	...	...	...	...	...	...	...	...	...	...
		(b) Tularaemia	...	...	...	...	...	...	...	...	...	...	...	...	...	...
		(c) Other diseases included under 26	...	...	...	...	...	...	...	...	...	...	...	...	...	...
J	27	Dysentery	...	4	1	3	1	2	4	4	5	5	5	7	6	47
D	28(a)	Malaria	...	...	1	1	1	1	...	1	...	...	...	1	...	6
E	28(b)	Remittent Fever	...	...	1	...	...	...	...	...	...	...	...	...	...	1
C	29(a)	Kala Azar	...	...	...	...	...	...	...	...	...	...	1	...	...	1
	29(b)	Other diseases due to parasitic Protozoa... except Spriochaetes	...	...	...	...	...	...	...	...	...	...	...	...	...	...
8	30	Siphilis	...	...	...	...	...	...	...	...	...	...	...	...	...	...
		(a) Locomotor Ataxia (Tabis dorsatis)	...	...	...	...	...	...	...	...	...	...	...	...	...	...
		(b) Gneral Paralysis of the Insane	...	...	...	...	...	...	...	...	...	...	...	...	...	...
		(c) Aneurysm of Aorta	...	...	...	...	1	...	...	...	2	...	...	...	...	3
		(D) Other forms of Syphilis	...	...	...	...	...	...	...	...	...	...	...	...	...	...
		(a) Congenital Syphilis	...	...	...	...	...	...	...	...	...	...	...	...	1	1
		(b. c. d.) Other or Unspecified Syphilis	...	...	...	...	...	...	...	...	...	...	...	...	...	...
F	31	Relapsing Fever	...	...	...	...	...	...	...	...	...	...	...	...	...	...
36	32	Other Diseases due to Spiro Chaetes	...	...	...	...	...	...	...	...	...	...	...	...	...	...
9	33	Influenza	...	...	...	...	...	...	...	...	...	...	...	...	...	...
		(a) With respiratory complications	...	1	...	...	...	8	1	2	1	1	1	1	16
		(b) Without respiratory complications	...	...	...	...	...	6	4	...	1	1	...	...	12
A	34	Small-pox	...	4	8	17	13	8	2	2	...	...	4	...	2	60
10	35	Measles	...	1	1	3	2	4	6	...	...	1	...	...	3	21
11	36: 1	Acute Poliomyelitis	...	...	...	...	...	...	...	...	1	...	...	...	1	2
11	36: 2	Acute Polioenciphalitis	...	...	...	...	...	...	...	...	...	...	...	...	...	...
12	37	Acute Infections Encephalitis (Lethargic or Epidemic)	...	...	...	...	...	...	...	...	...	...	...	...	...	...
36	38	Other Diseases due to Viruses—														
		(a) Yellow Fever	...	...	...	...	...	...	...	...	...	...	...	...	...	...
		(b) Rabis (shown under 194 a)	...	...	...	...	...	...	...	...	...	...	...	...	...	...
		(c) Herpes Zoster	...	...	...	...	...	...	...	...	...	...	...	...	...	...
		(d) German Measles	...	...	...	...	...	...	...	...	...	...	...	...	...	...
		(e) Varicella (Chickenpox)	...	...	...	...	1	2	...	...	...	1	...	...	1	5
		(f) Other diseases included under 38	...	...	...	...	...	...	...	...	...	...	...	...	...	...
36	39	Typhus	...	...	...	...	...	...	...	...	...	...	...	...	...	...
36	40	Ankylostomiasis	...	...	...	...	...	...	...	...	...	...	...	...	...	...
36	41	Hydatid Diseases	...	...	...	...	...	...	...	...	...	...	...	...	...	...
		(a) Hydatid disease of liver	...	...	...	...	...	...	...	...	...	...	...	...	...	...
		(b) Hydatid disease of other or Unspecified organs	...	...	...	...	...	...	...	...	...	...	...	...	...	...

TABLE 36—(Contd.)

DEATHS BY ALL CAUSES AND MONTHS— (*Contd.*)

Classification No. Short List.	Detailed List.	Specific Causes of Death	Jan.	Feb.	Mar.	April	May	June	July	Aug.	Sep.	Oct.	Nov	Dec.	Total.
36	42	Other diseases due to Helminths	...	...	...	1	...	...	2	...	2	...	...	...	5
36	43	Mycoses	...	...	...	...	...	...	...	...	...	...	...	...	...
36	44	Other Infective or parasitic Diseases—													
		(a) Venereal diseases (other than syphilis and Gonorrhoea)	...	...	...	...	...	...	...	...	...	...	...	...	...
		(b) Pernicious lympho granulomatosis (Hodgkins diseases)	...	...	...	...	...	...	...	...	...	1	...	...	2
		(c) Mumps	...	...	...	...	...	...	...	...	1	...	...	1	2
		(d) Other diseases included under 44	...	...	...	...	...	...	...	...	...	...	...	...	...
		II.—Cancer and Other Tumours.													
	45*	Cancer of the Buccal Cavity and Pharynx —													
		(a) Lips Males	...	...	...	...	...	...	...	...	...	...	...	...	...
		Females	...	...	...	...	...	...	...	...	...	...	...	...	...
		(b) Tongue Males	...	1	...	...	...	2	...	...	...	...	...	...	3
		Females	...	1	1	...	...	...	...	...	...	1	...	...	3
13		(c) Other and Unspecified sites Males	...	1	...	...	2	1	1	...	...	...	1	1	...	7
		Females	...	...	...	...	...	1	...	1	...	...	...	...	2
	46	Cancer of the degestive organs and peritonium	...	...	...	...	...	...	...	...	...	...	...	...	...
		*(a) Oesophg Males	...	2	...	1	...	...	...	...	1	1	1	1	7
		Females	...	...	...	...	...	...	1	...	...	1	1	...	3
14		(b) Stomach and duodenum	...	2	...	...	3	2	1	...	2	2	2	1	15
		(c) Intestines other than duodenum or rectum	...	...	...	1	...	...	3	1	...	...	...	1	6
		(d Rectum	...	...	...	...	...	...	1	...	...	2	...	...	1	4
		(e) Liver and biliary passages	...	...	...	...	...	...	...	...	...	...	...	...	...	...
16		(f) Pancreas	...	...	...	...	...	...	...	...	...	...	...	...	...	...
		(g) Peritonium	...	...	...	...	...	...	...	...	...	...	...	...	...	...
		(h) Other or Unspecified degestive organs	...	...	...	...	...	...	1	...	...	...	...	...	...	1
16	47	Cancer of the respiratory systm	...	...	...	...	...	...	...	...	...	...	...	...	...	...
		(a) Larynx and trachar	...	1	1	...	1	1	2	1	1	1	...	1	10
		(b) Bronchi, lung and pleural	...	1	...	...	2	1	2	1	3	1	...	2	3	16
		(c) Unspecified respiratory organs	...	...	...	...	...	...	...	...	...	...	...	...	...	...
13	48	Cancer of the Uterus	...	...	...	...	...	...	...	...	...	...	...	...	...	...
		(a) Cervix Uteri	...	...	2	1	...	...	...	1	...	1	...	...	...	5
		(b) Other Unspecified sites	...	1	...	1	...	...	1	...	...	...	...	...	1	4
16	49	Cancer of other female genital organ	...	1	...	...	...	...	...	...	...	...	...	...	...	1
15	50	Cancer of the breast	...	...	...	...	1	...	...	1	...	1	2	2	2	9
	51	Cancer of the male genital organs	...	...	...	...	...	...	...	...	...	...	...	...	...	...
		(a) Scrotum	...	...	...	...	...	...	...	...	...	...	...	...	...	...
		(b) Prostate	...	...	...	...	1	...	...	...	...	1	...	...	1	3
		(c) Other or unspecified male genital organs	...	...	...	...	...	...	...	...	...	1	...	...	...	1
	52	Cancer of the male and female urinary organs	1	...	...	...	...	...	...	...	...	...	...	...	...	1
	53	Cancer of the Skin (Scrotum excepted)	...	...	...	...	...	...	1	...	...	...	...	...	...	1
	54	Cancer of the brain and other parts of Nervous sy))stem	...	...	...	...	...	...	...	...	...	...	...	...	...	...
		(a) Glioma (not specified as benign)	...	...	...	...	...	...	...	...	...	...	...	...	...	...
		(b) Sarcoma	...	...	...	...	...	...	...	...	...	...	...	...	...	...
16		(c) Other or unspecified forms included under 54	...	...	...	...	...	...	...	...	...	...	...	...	...	...
	55	Cancer of other or unspecified organs	...	...	...	...	...	...	...	...	...	...	...	...	...	...
		(a) Adrenal glands	...	...	...	...	...	...	...	...	...	...	...	...	...	...
		(b) Bones	...	...	...	...	...	...	...	...	...	...	...	...	...	...
		(c) Thyroid glandd	...	...	...	...	...	...	...	...	...	...	...	...	...	...
		(d) Other incul ed under 55	...	7	...	2	3	...	1	1	1	2	3	1	...	21
		Tumours														
	56	Non-malignant Tumours	...	...	...	...	...	...	...	...	...	...	...	...	...	...
		(a) Ovarie	...	...	...	...	...	...	...	...	...	...	...	...	...	...
		(b) Uteruss	...	...	...	...	...	...	...	...	...	...	...	...	...	...
		(c) Other female genital organs	...	...	...	...	...	...	...	...	...	...	...	...	...	...
		(d) Brain and other parts of nervous system	...	...	...	...	...	...	...	...	...	...	...	...	...	...
		(e) Other and unspecified organs	...	...	...	...	...	...	...	...	...	...	...	...	...	...
	57	Tumours of undetermined Nature	...	...	...	...	...	...	...	...	...	...	...	...	...	...
		(a) Ovaries	...	...	...	...	...	...	...	...	...	...	...	...	...	...
36		(b) Uterus	...	...	...	...	...	...	...	...	...	...	...	...	...	...
		(c) Other female genital organs	...	...	...	...	...	...	...	...	...	...	...	...	...	...
		(d) Brain and other parts of nervous system	1	...	1	...	...	...	...	1	...	...	...	1	4
		(e) Other and unspecified organs	...	...	...	...	...	...	...	...	...	...	...	...	...	...
		III.—Rheumatism, Diseases of Nutrition and of the Endocrine Glands and other General Diseases														
	58	Rheumatic fever	...	...	1	1	...	...	...	...	...	...	...	1	...	3
	59-1	Rheumatoid Arthritis	...	...	...	...	...	...	...	...	...	...	...	1	...	1
	59-2	Other Chronic articular Rheumatism	...	...	...	...	...	...	...	...	...	...	...	...	...	...
36	59-3	Other forms of Chronic Rheumatism	...	...	...	...	...	...	...	...	...	...	...	...	...	...
	60	Gout	...	...	...	...	...	...	...	...	...	...	...	...	...	...
17	61	Diabetis Mellitus	...	2	1	1	2	1	3	3	1	...	4	...	2	20
26	62	Diseases of the Pituitary gland	...	...	...	...	...	...	...	...	...	...	...	1	...	1
		(1) Hyperpituitarism	...	...	...	...	...	...	...	...	...	...	...	...	...	...
		(2) Hypopituitarism	...	...	...	...	...	...	...	...	...	...	...	...	...	...
		(3) Other diseases included under 62	...	...	...	...	...	...	...	...	...	...	...	...	...	...

TABLE 36—(Contd.)

DEATHS BY ALL CAUSES AND MONTHS —(*Contd.*)

Classification No. Short List.	Detailed List.	Specific Causes of Death.	Jan.	Feb.	Mar.	April	May	June	July	Aug.	Sep.	Oct.	Nov.	Dec.	Total.
	63	Diseases of the Thyroid and parathyroid glands—													
		(*a*) Simple Goitre													
		(*b*) Exophathaemic Goitre													
		(*c*) Myxoedema, Cretinism				1									1
		(*d*) Other diseases of thyroid glands													
		(*e*) Diseases of the parathyroid glands													
	64	Diseases of the Thymus													
	65	Diseases of the adrenal glands (not specified as Tuberculosis)		1											1
	66	Other General diseases—													
		(*a*) Osteomelacia													
		(*b*) Other diseases included under 66													
		(1) Pink Disease													
36		(2) Idiophic Steatorrhoea (Sprue, etc)			2										2
		(*c*) Other diseases included under 66 (*b*)									2				2
	67	Scurvy													
	68	Beri-Beri													
	69	Pellagra													
	70	Rickets	19	8	17	19	13	22	21	11	17	19	14	16	196
	71	Other Vitamin Deficiency diseases								1					1
		IV.—Diseases of the Blood and Blood forming Organs.													
	72	Haemorrhagic conditions			2	1	2	1	1				1		8
		(*a*) Primary Purpura					1								1
		(*b*) Haemophatia													
		(*c*) Other diseases included under 72													
	73	Anaemia													
		(*a*) Pernicious anemia						1							1
		(*b. c. d.*) Other anaemias and chlorosis	40	37	44	56	44	62	49	44	36	41	51	42	546
	74(*a*)	Leukaemia			1	1			1			2	1		5
	74(*b*)	Aleukaemia													
	75	Diseases of the Spleen								1					1
	76	Other diseases of the Blood and Blood forming organs													
		V.—Chronic Poisoning and Intoxication.													
	77	Alcholism (Acute or Chronic)													
		(*a*) Acute Alcholism													
		(*b*) Chronic Alcholism													
		(*c*) Unspecified Alcholism													
	78	Lead Poisoning													
36		(*a*) Specified as occupational													
		(*b*) Not specified as occupational	1												1
	79	Chronic poisoning by other mineral and organic substatances													
		(*a*) Occupational poisoning (not lead)													
		(*b*) Poisoning by narcotic and Soporific drug													
		(*c*) Other non-occupational chronic poisoning													
		(*d*) Unspecified poisoning													
		VI.—Diseases of the Nervous System and Sense Organs.													
	80	Encephalitis (non-epidemic)													
		(*a*) Intra cranial abscess			1						1				2
		(*b*) Other diseases included under 80	2	1		2	4	4	2	3	3	3	3	2	29
	81	Meningitis (non-menigococcal)	2	2	1	3	2	3	2	2		2	4	3	26
	82	Diseases of Medulla and Spinal cord				1				1					2
18	83	Intra-cranial Lesions of Vascular origin													
		(*a*) Cerebral Haemorrhage	3	3	4	2	1	4	4	3	6	2	5	3	40
		(*b*) Cerebral Embolism and Thrombosis	1	3	3	1	1	1	1	3	4	2	1	3	24
		(*c*) Softening of Brain													
		(*d*) Hemiplegia and other paralysis of unstated origin		1			1	1	1		1			3	8
		(*e*) Other Intra-cranial effusions													
	84	Mental Disorders and Deficiency—													
		(*a*) Mental deficiency													
		(*b*) Schizopherenia (dementia prococox)													
		(*c*) Manic-depressive Psychosis													
		(*d*) Other mental disorders included under 84													
		(1) Confusional Psychosis, Acute delirium													
		(2) Delusional Psychosis													
		(3) Mania													
		(4) Melancholia													
		(5) Stupor													
		(6) Dementia													
		(7) Other or unspecified conditions included under (84)*d*.													
36	85	Epilepsy	2					1							3
	86	Convulsions in children under 5 years of age	3			1	2			1	1	2	4	3	17
	87	Other diseases of the Nervous system—													
		(*a*) Chorea													
		(*b*) Neuritis (non-Rheumatic)													
		(*c*) Paralysis agitans							1						1

TABLE 36—(*Contd.*)

DEATHS BY ALL CAUSES AND MONTHS.—(*Contd.*)

Classification No. Short List	Detailed List.	Specific Causes of Death.	Jan.	Feb.	Mar.	April	May	June	July	Aug.	Sep.	Oct.	Nov.	Dec.	Total
		(e) Other diseases included under 87 ...													
		(1) Convulsions of undermined origin (age 5 and over) ...	...	...	...	...	...	...	...	...	...	...	...	...	...
		(2) Other diseases included under 87(e)...	...	...	...	...	...	...	...	...	...	...	...	...	...
	88	Diseasse of the organs of Vision ...	...	...	...	...	...	...	...	...	...	...	...	...	...
	89	Diseases of the Ear and of the Mastoid Antrum—													
		(a) Olitis and other diseases of the Ear ...	...	...	...	...	...	...	...	...	...	...	...	...	...
		(b) Diseases of the Mastoid Antrum ...	...	...	...	...	...	...	...	...	...	...	...	...	...
		VII.—Diseases of the Circulatory System.													
		90 Pericarditis ...	...	...	...	1	2	...	...	1	...	...	2	...	6
	91	Acute Endocarditis— ...	...	1	1	...	...	...	...	...	...	1	...	...	3
	92*abc*	Chronic ANections of the avlaves and endocardium ...	1	...	1	2	1	3	...	1	4	4	3	1	21
19	93*a*	Acute Myocarditis ...	...	...	...	...	...	...	...	...	...	...	...	...	...
	93*b*	Chronic Myocarditis specified as Rheumatic...	...	...	...	...	1	...	...	...	...	...	...	...	1
	93*c*	(1) Cardiovascular degeneration ...	...	...	...	...	...	...	...	...	...	...	1	...	1
		(2) Myocardial degenration described as as Fatty ...	...	...	...	...	...	...	...	...	...	...	...	...	...
		(3) Other Myocard al degeneration ...	...	...	1	2	1	1	2	1	2	...	3	1	14
	93*d*	Myocarditis (not distinguinshed as acute or chronic) ...	...	1	...	...	...	...	...	...	1	1	...	...	3
19	94	Diseases of the Coronary Artees, Anginira Pectoris ...	13	10	13	14	5	15	13	21	11	11	14	16	156
	95	Other of the Heart—													
		(a) Funct onal heart disease (without mention of organix lesion) ...	...	...	...	1	...	1	1	...	...	...	1	1	5
		(b) Heart Diseases pecified as Rheumatic but but otherwise ill defined	2	...	...	...	...	...	...	...	1	...	...	...	3
		(c) Other Diseases included under 95 ...	...	3	3	4	3	7	3	1	...	4	...	2	30
	96	Aneurysm (except of Heart and Aorta)													
	97	Arterio Scleros s (excluding Coronary or Renal Sclerosis or Cerebarl Haemorrhage).	...	2	...	...	...	...	...	...	2	...	...	2	6
	98	Gangrene ...	...	2	...	...	...	...	...	...	...	...	1	...	3
	99	Other Diseases of the arteries ...	...	...	...	...	...	...	...	...	...	1	...	...	1
	100	Diseases of the Veins—													
20		(a) Varices ...	...	...	...	...	...	...	...	...	...	...	...	...	...
		(b) Other diseases of the Veins ...	...	...	...	...	...	...	...	...	...	...	...	...	...
	101	Diseases of the Lymphatic system ...	...	...	...	...	...	...	...	...	...	...	...	...	...
	102	High Blood Pressure (Idiopathic) ...	3	8	10	2	4	6	3	4	7	5	8	8	68
	103	Other Diseases of the Circulatory syystem ...	...	...	...	...	...	...	...	...	...	...	...	...	...
		VIII.—Diseases of the Repiratory System.													
	104	Diseases of the Nasal Fossae and Anhexa ...	...	1	...	...	...	...	...	...	...	...		1	2
23	105	Diseases of the Larynx ...	...	...	...	...	...	...	...	...	1	...	...	...	1
	106A	Acute Bronchit s ...	...	...	...	...	...	...	...	...	1	...	...	...	1
21	106B	Chronic Bronchitis ...	1	2	1	1	2	5	1	4	3	3	6	1	30
	106C	Bronchitis (not distinguished as acute or chronic) ...	2	...	1	...	...	...	1	...	1	...	...	1	6
	107	Broncho Pneumonia ...	87	51	82	75	87	130	115	102	117	98	99	92	1135
22	108	Lobar Pneumonia ...	1	...	1	1	2	2	3	8	1	4	2	6	31
	109	Pneumonia (Unspecified) ...	27	30	18	33	21	40	28	28	24	37	36	28	350
	110A	Empyema ...	1	...	...	...	...	...	...	...	...	...	...	...	1
	110B	Other or Unspecified forms of Pleurisy ...	1	...	1	...	1	...	...	1	2	...	...	...	6
	111	Congestion Oedema Haemorrhagic infect on and Thrombosis of Lungs ...	1	2	3	4	1	1	4	3	3	2	3	4	31
23	112	Asthma ...	13	8	11	5	9	7	9	8	11	5	10	14	110
	113	Pulmonary Emphysema ...	1	1	...	1	1	...	...	...	...	1	...	...	5
	144A	Silicosis and other occupational Pneumoconioses ...	...	...	...	...	...	...	...	...	...	...	...	...	...
	114B	Other occupational Respiratory Diseases ...	...	...	...	...	...	...	...	...	...	...	...	...	...
	114C	Gangrene of Lung ...	...	1	1	...	...	...	...	...	1	...	1	...	4
23	114D	Abscess of Lung ...	...	...	2	...	...	...	...	...	...	...	...	...	2
	114E	Other Diseases included under 114 not specified as occupation— ...													
		(1) Chronic interstitial Pneumonia not indicated as occupational	...	...	...	...	...	...	...	...	...	...	...	...	...
		(2) Otehr Diseases included under 114(E) ...	...	...	...	...	...	...	...	...	...	...	...	...	...
		IX.—Diseases of the Digestive System													
	115*a*	Diseases of the teeth and gums ...	...	...	...	...	...	...	1	...	...	...	...	...	1
	115*b*	Septic sore throat ...	...	...	...	...	...	...	...	...	...	...	...	...	
		(1) With mention of tonsi ectomy ...	...	...	...	...	...	...	...	...	...	...	...	...	...
		(2) Others with mention of tonsi s ...	...	...	...	...	...	...	...	...	...	...	...	...	...
		(3) Other disases inc uded under 115(*b*)													
27	115*c*	Other Diseases of the Pharynx and tonsi s ...	...	...	...	...	...	...	...	...	...	...	...	1	1
		(1) With mention of tonsi ectomy ...	...	...	...	...	...	...	...	...	...	...	...	...	...
		(2) Others with mention of tonsi s ...	...	...	...	...	...	...	...	...	...	...	...	...	...
		(3) Other Diseases inc uded under 115(*c*													
	115*d*	Other diseases inc uded under 115 ...	...	...	...	...	...	...	...	...	...	...	...	...	...
	116	Diseases of the Oesophagus ...	...	...	...	...	...	...	...	...	...	...	...	...	...
24	117	Ullcer of the stomach or duodenun ...													

TABLE 36—(*Contd.*)

DEATHS BY ALL CAUSES AND MONTHS.—(*Contd.*)

Classification No. Short List.	Detailed List.	Specific Causes of Death.	Jan.	Feb.	Mar.	April	May	June	July	Aug.	Sep.	Oct.	Nov.	Dec.	Total
		(*a*) Ulcer of the stomach	...	...	3	...	3	1	2	...	...	1	...	...	9
		(*b*) Ulcer of the duodenum	...	...	...	...	...	...	...	...	...	...	1	...	1
27	118	Other diseases of the stomach	...	...	...	...	...	...	...	...	...	...	...	...	...
25	119-120	Enteritis and Diarrhoea	21	19	16	20	20	20	50	27	41	36	30	29	329
26	121	Appendicitis	...	...	...	...	...	...	...	...	...	...	...	...	...
	122*a*	Hernia	...	...	2	...	...	...	...	...	...	...	...	...	2
	122*b*	Intestina Obstruction	...	...	...	...	...	...	...	...	...	...	...	...	...
		(1) Intussusception	...	...	...	...	...	...	...	...	1	...	1	...	2
27		(2) Paraytici eus without stated cause	1	...	...	1	...	...	...	...	...	...	...	...	2
		(3) Other or Unspecified forms of Intestinal obstruction	5	1	...	1	...	2	...	...	2	3	...	2	16
	123	Other Diseases of the intestines	...	1	1	...	...	1	...	...	...	...	...	...	3
	124	Cirrhosis of Liver	9	4	5	7	4	3	5	2	5	5	3	2	54
	125A	Acute yellow atrophy (not associated with pregnancy)	...	...	...	...	...	...	...	...	...	...	...	...	...
	125B	Other Diseases of the Liver	3	4	7	1	3	6	4	7	5	5	7	4	56
	126	Biliary Calculi	...	...	...	...	...	...	...	...	...	...	...	...	...
27	127	Other Diseases of the Gall Bladder and Bile Ducts	...	...	...	...	...	...	...	...	...	...	...	...	...
	128	Diseases of the Pancrias (other than diabetes)	...	...	...	1	...	...	...	...	...	...	1	1	3
	129	Peritonitis without stated cause	...	...	1	2	...	1	1	1	1	2	2	1	12
		X.—Diseases of the Urinary and Genital System.													
		(not Venereal or connection with Pregnancy or the Pureperium).													
	130	Acute Nephritis	2	...	3	...	1	...	...	...	...	...	...	...	7
28	131	Chronic Nephritis	2	1	...	1	...	...	...	...	...	...	...	2	4
	132	Nephritis not stated to be Acute or Chronic	6	8	4	6	3	4	3	2	3	2	2	2	45
	133	Other Diseases of the Kidney and Ureters	...	...	1	...	...	2	1	2	...	...	...	1	7
	134	Calculi of the Urinary Passages	...	...	...	1	...	...	...	...	...	...	...	...	1
	135A	Cystitis	...	...	...	...	...	...	...	...	...	...	1	1	2
	135B	Other Diseases of the Bladder	...	...	...	...	...	...	...	...	...	...	...	...	...
	136A	Stricture of Urethra	...	...	...	...	...	...	...	...	...	...	...	...	...
	136B	Other Diseases of the Urethra, etc.	...	...	...	...	...	...	...	...	...	...	...	...	...
36	137	Diseases of the Prostate	...	...	...	...	...	...	...	...	1	...	...	...	1
	138	Diseases of other male genital organs	...	...	...	...	...	...	...	...	...	...	...	...	...
	139	Diseases of female genital organs—													
		(*a*) Diseases of the ovary, fallopian tube and parametira	...	...	...	...	...	...	...	...	...	...	...	...	...
		(*b*) Diseases of Uterus	...	...	...	...	1	...	...	...	...	...	...	...	1
		(*c*) Diseases of the breast	...	...	...	...	...	...	...	...	...	...	...	...	...
		(*d*) Other Diseases of the female genital organs	...	...	...	...	...	...	...	...	...	...	...	...	...
		XI.—Diseases of Pregnancy, Child-Birth and the Puerperal State.													
29	140	Post-abortive Sepsis	...	...	...	...	...	...	...	...	...	...	...	...	...
	141	Abortion without mention of septic conditions	...	...	...	2	...	1	...	...	...	...	...	...	3
	142	Ectopic Gesttion	...	...	...	...	...	...	...	...	...	...	...	...	...
30	143	Haemorrhage of Pregnancy	...	...	...	...	...	...	...	...	...	...	...	...	...
	143	Haemorrhage of Pregnancy	1	...	...	...	1	...	...	...	...	...	...	...	2
	144	Toxaemoia of Pregnancy	...	1	...	...	...	...	...	...	...	1	...	1	3
	145	Other Diseases and Accidents of Pregnancy	...	...	...	...	...	...	...	...	...	...	1	...	1
	146	Haemorrhage of hild birth and Puerperium													
		(*a*) Placenta Paevia (withou child birth)	...	...	...	1	...	...	...	...	...	...	...	...	...
30		(*b*) Premature Separation of Placenta (with child-birth	...	...	...	...	...	...	...	...	...	...	...	...	...
		(*c*) Other Haemorrhages of child birth	...	...	...	...	...	...	...	...	...	...	...	...	...
		(*d*) Other Haemorrhages after child birth	...	1	1	...	...	...	1	...	...	...	...	...	3
29	147	Infection during child birth and the Puerperium	...	...	...	...	...	...	...	...	...	...	1	...	1
	148	Puerperal Toxaemia—	...	...	...	...	...	...	...	...	...	...	...	...	...
		(*a*) Puerperal eclampsia	...	...	...	...	...	...	...	...	...	...	...	...	...
		(*b*) Puerperal Albuminuria and Nephritis	...	...	...	...	...	...	...	...	...	...	...	...	...
30		(*c*) Acute yellow atrophy of liver (Post-Partum)	...	...	...	...	...	1	1	...	...	...	...	...	2
	149	Other accidents of child birth	...	...	...	...	...	...	1	...	...	2	...	1	4
	150	Other or Unspecified conditions of child birth and Puerperal state	...	...	...	...	...	...	...	...	...	...	...	...	...
		XII.—Diseases of the Skin and Cellular Tissue.													
	151	Carbuncle, Boils	...	...	...	...	...	...	...	...	...	...	...	...	...
	152	Cellulitis, Acute Abscess	...	...	...	1	...	...	...	...	...	...	...	...	1
	153	Other Diseases of the Skin and Cellular Tissues	...	...	...	...	...	...	...	...	...	...	1	1	2
36		**XIII.—Diseases of the Bones and Organs of Movembents.**													
	154	Ostemyelitis and Periostitis	...	...	...	1	...	...	...	...	...	...	...	...	1
	155	Other diseases of the bones	...	...	...	...	...	...	...	...	...	...	...	...	...
	156	Diseases of the joints and other organs of movements	...	...	...	...	...	...	...	...	...	...	...	1	1

TABLE 36—(Contd.)

DEATHS BY ALL CAUSES AND MONTHS—(*Contd.*)

Classification No. Short List.	Detailed List.	Specific Causes of Death.	Jan.	Feb.	Mar.	April	May	June	July	Aug.	Sep.	Oct.	Nov.	Dec.	Total.
		XIV—Congenital Malformation													
32	157	Congenital Malformations	1	2	1	1	2	2	1	2	3	2	3	4	24
		XV—Diseases Peculiar to the First Year of Life													
32	158	Congenital Debility	28	22	17	14	17	20	14	26	15	13	27	19	232
31	159	Premature Birth	38	37	51	52	38	41	41	41	59	56	41	52	547
	160	Injury at Birth	2	...	...	3	...	2	1	1	1	...	1	1	12
	161	Other diseases peculiar to the first year of life— ...	...	...	...	...	...	...	...	...	...	...	...	...	...
32		(*a*) Asphyxia during or after birth, Atelectasis	4	1	2	1	7	5	7	9	16	6	5	6	69
		(*b*) Intoxication due to maternal taxaemia, Ante-natal toxaemia	...	...	...	...	...	...	...	...	...	...	...	...	...
		(*c*) Infections of the New born ...	...	...	1	...	...	2	...	...	2	2	2	2	11
		(1) Infections of the Umbilicus ...	...	...	...	...	...	...	...	...	...	...	...	...	...
		(2) Pemphygus neonatorum ...	...	...	...	...	...	...	...	...	...	...	...	...	...
32		(3) Other or Unspecified infections included under 161(*c*)	...	...	...	...	...	...	...	...	...	...	...	...	...
		(*d*) Other specified diseases included under 161	1	...	...	...	...	...	...	...	...	...	...	...	1
		XVI.—Senility, Old Age													
	162A	Old age	8	5	2	8	5	4	5	7	6	6	4	6	66
	162B	Senility with mention of senile dementia ...	...	...	...	...	...	...	...	...	...	...	...	...	...
	162C	Senility without mention of senile dementia	85	51	60	65	40	77	79	64	79	75	60	61	
		XVII.—Deaths from Violence *Suicide* (163-164)													
	163	Suicide by Poisoning—													
		(*a*) Suicide by solid or liquid toxic or corrosive substances	...	...	...	...	...	...	...	...	...	...	...	...	...
		(1) By Corrosive substances ...	...	...	...	...	...	...	...	...	...	...	...	...	...
		(2) By analgesic and narcotic drugs ...	...	...	...	...	...	...	...	...	...	...	...	...	...
		(3) By Soporific drugs	...	...	...	...	...	...	...	...	...	...	...	...	...
		(4) By other solid or liquid poisons ...	...	...	...	...	...	...	...	...	...	...	...	...	...
		(*b*) Suicide by poisonous gas—													
		(1) By Coal gas	...	...	...	...	...	...	...	...	...	...	...	...	...
		(2) By motor exhaust gases ...	...	...	...	...	...	...	...	...	...	...	...	...	...
		(3) By other poisonous gas ...	...	...	...	...	...	...	...	...	...	...	...	...	...
33	164	Other forms of suicide—													
		(*a*) Suicide by hanging or strangulation ...	1	1	...	1	...	...	...	1	1	...	1	...	6
		(*b*) Suicide by drowning	...	...	...	...	...	...	...	...	...	...	...	...	...
		(*c*) Suicide by fire arms and explosives ...	...	...	...	...	...	...	...	...	...	...	...	...	...
		(*d*) Suicide by cutting or piercing instruments	...	...	...	...	...	...	...	...	...	...	...	...	...
		(*e*) Suicide by Jumping from high places...	...	...	...	...	...	...	...	...	...	...	...	...	...
		(*f*) Suicide by crushing ...	...	...	...	...	...	...	...	...	...	...	...	...	...
		(1) Suicide on railways	...	...	...	...	...	...	...	...	...	...	...	...	...
		(2) Other suicide by crushing, suicide by jumping before vehicles other than trains	...	...	...	...	...	...	...	...	...	...	...	...	...
		(*g*) Suicide by other or Unspecified means.	...	...	...	...	...	...	...	...	...	...	...	...	...
		Homicide (165-168)													
35	165	Infanticide (Infants under 1 year) ...	...	...	...	...	...	...	...	...	...	...	...	...	...
	166	Homicide by Firearms	...	...	...	...	...	...	...	...	...	...	...	...	...
	167	Homicide by cutting or piercing instruments ...	1	...	1	...	1	...	2	...	...	2	...	...	7
	168	Homicide by other or Unspecified means ...	...	...	...	...	...	...	...	...	...	...	...	...	...
35		Accidental Deaths (or deaths not known to be due to suicide or Homicide (169-195), and other violent deaths (196-198) ...	2	...	1	...	...	...	...	...	...	...	...	...	3
	169	Railway accidents (any cause of death except war)	10	7	5	6	7	13	4	5	8	8	7	7	87
34	170	Motor Vehicle Accidents (any cause of death except war)	...	...	...	...	...	...	...	...	...	...	...	...	...
		(*a*) Collisions with trains	...	...	...	...	...	...	...	...	...	...	...	...	...
		(*b*) Collisions with tram	...	...	...	...	...	...	...	...	...	...	...	...	...
		(*c*) Other accidents included under 170 ...	3	2	...	2	...	1	...	...	...	2	1	7	18
34	171	Other Road Transport Accidents (any cause of death except war)													
		(*a*) Tramway accidents on roads ...	...	...	1	...	...	...	...	...	...	...	...	...	1
		(*b*) Other accidents included under 171...	...	...	...	...	...	...	...	...	...	...	...	...	...
35	172	Water Transport accidents (any cause of death except war)	...	...	...	...	...	...	...	...	...	...	...	...	...
	173	Air Transport Accidents (any cause of death except war)	...	...	...	...	...	...	...	...	...	...	...	...	...
	174	Accidents in mines and quarries (any cause of death except war)	...	...	...	...	...	...	...	...	...	...	...	...	...
	175	Agricultural and Forestry Accidents (any cause of death)	...	...	...	...	...	...	...	...	...	...	...	...	...

TABLE 36—(Contd.)

DEATHS BY ALL CAUSES AND MONTHS—(*Contd.*)

Classification No. Short List.	Detailed List.	Specific Causes of Death.	Jan.	Feb.	Mar.	April	May	June	July	Aug.	Sep.	Oct.	Nov.	Dec.	Total
		(*a*) Accidents from Farm, etc., Machinery and Vehicles	1	...	...	...	...	...	...	...	...	...	...	...	1
		(*b*) (1) By Venomous animals	...	...	...	...	...	...	...	...	...	...	...	...	...
		(2) By other animals	...	...	...	...	...	...	...	...	...	...	...	...	...
		(*c*) Other Accidents included under 175	...	...	...	...	...	...	...	...	...	...	...	...	...
	176	Accidents caused by Machinery (any cause of death)	...	...	...	...	...	...	...	...	...	...	...	...	...
	177	Food Poisoning	...	...	...	...	...	...	1	...	...	...	...	...	1
35	178	Accidental Absorption of Poisonous gas—													
		(*a*) Carbon Monoxide	...	...	...	...	...	...	...	...	...	...	...	...	...
		(*b*) Marsh gas or sewer gas	...	...	...	...	...	...	...	...	...	...	...	...	...
		(*c*) Chloroform	...	...	...	...	...	...	...	...	...	...	...	...	...
		(*d*) Accidental absorption of any other irrespirable or poisonous gas included in 178	...	...	...	...	...	...	...	...	...	...	1	...	1
	179	Other acute Accidental poisoning (not by Gas)—													
		(*a*) Salvarsan and other organic preparations of arsenic	...	...	...	...	...	...	...	...	...	...	...	...	...
		(*b*) Other acute accidental poisoning not by Gas included in 179	...	1	1	6	...	...	...	...	...	...	...	...	8
	180	Conflagration	...	...	...	...	...	...	...	...	...	...	...	...	...
	181	Accidental Burns (Conflagration excepted)	10	17	4	2	5	3	3	4	9	7	11	7	82
	182	Accidental Mechanical Suffocation	...	...	...	...	...	...	...	...	1	...	...	...	1
	183	Accidental drowning	6	5	2	8	6	9	2	10	3	7	2	3	63
	184	Accidental Injury by Firearms	...	...	...	...	...	...	...	...	1	...	...	...	1
	185	Accidental Injury by cutting or piercing instruments	...	...	...	...	...	...	...	...	...	...	...	...	...
	186	Accidental Injury by fall, crushing, land slides, etc.	2	7	3	3	7	2	3	3	9	2	3	5	49
	187	Cataclysm (any cause of death)	...	...	...	...	...	...	...	...	...	...	...	...	...
	188	Injury by animals (Poisoning by Venomous animals excepted)	...	...	...	...	...	...	...	...	...	...	...	...	...
	189	Hunger or Thirst	...	...	...	...	...	...	...	...	...	...	...	...	...
	190	Excessive Cold	...	...	...	...	...	...	...	...	...	...	...	...	...
	191	Excessive Heat	...	...	...	...	...	...	...	...	...	...	...	...	...
	192	Lighting	...	...	...	...	...	...	...	...	...	...	...	...	...
	193	Other Accidents due to Electric Currents	...	...	...	...	...	...	...	...	...	...	...	...	...
	194	Attack by Venomous Animals—													
		(*a*) Hydrophobia	...	...	...	...	...	2	...	...	...	...	...	...	2
		(*b*) Snake Bites	1	...	...	...	...	1	...	...	...	...	...	...	2
		(*c*) Attack by Venomous animals included in 19	...	...	...	...	...	...	...	...	...	...	...	...	...
	195	Other Accidents—													
35		(*a*) (1) Vaccinia	...	...	...	...	...	...	...	...	...	...	...	...	...
		(2) Other Sequelae of Vaccination against Small-pox	...	...	...	...	...	...	...	...	...	...	...	...	...
		(*b*) Other accidents due to medical or surgical intervention—	...	...	...	...	...	...	...	...	...	...	...	...	...
		(1) Anaesthetic accidents	...	...	...	...	...	...	...	...	...	...	...	1	1
		(2) Other accidents included under 195(*b*)	...	...	...	...	...	...	...	...	...	...	...	...	...
		(*c*) Lack of care of the New born	...	...	...	...	...	...	...	...	...	...	...	...	...
		(*d*) Other and Unspecified accidents under 195	...	...	5	8	6	8	2	5	5	10	6	5	60
	196	Deaths of persons in Military Service during operations of war—													
		(*a*) From Poison gas	...	...	...	...	...	...	...	...	...	...	...	...	...
		(*b*) From wounds	...	...	...	...	...	...	...	...	...	...	...	...	...
		(*c*) From other or Unspecified causes	...	...	...	...	...	...	...	...	...	...	...	...	...
	197	Deaths of civilians due to operation of war—													
		(*a*) From Poison Gas	...	...	...	...	...	...	...	...	...	...	...	...	...
		(*b*) From Wounds	...	...	...	...	...	...	...	...	...	...	...	...	...
		(*c*) From other or Unspecified causes	...	...	...	...	...	...	...	...	...	...	...	...	...
	198	Legal Executions	...	...	...	...	...	...	...	...	...	...	...	...	...
		XVIII—Ill-defined causes of Deaths													
36	199	Sudden Death	...	...	...	...	...	...	...	...	...	...	...	...	...
36	200	Causes of Death Unstated or Ill-defined	...	...	...	...	...	...	...	...	...	...	...	...	...
		(*a*) Ill-defined Causes—	...	...	...	...	...	...	...	...	...	...	...	...	...
		(1) Heart failure	11	8	10	4	9	10	8	5	9	7	9	6	96
		(2) Other ill-defined causes	2	7	6	7	4	13	5	14	4	6	4	12	84
		(*b*) Found dead, Cause unknown	...	...	...	...	...	...	...	...	1	...	...	...	1
		(*c*) Other deaths from Unkonwn or Unspecified cause	1	1	1	1	1	1	1	...	...	...	3	1	11
G	200:2a	Fever not defined	...	2	3	4	4	7	4	3	4	1	6	1	39
		Total	567	447	504	539	466	679	585	546	638	593	602	586	6752

TABLE 37

Blood Slides Examined for Malaria Parasites

No. of slides examined.	No. of slides found positive
481	Nil.

TABLE 38

Statement showing the Insecticides used during the year 1957.

Name of the Insecticide.	Quantity consumed.
B.H.C. Dust 5 per cent.	*Nil.*
B.H.C. Dust 10 per cent.	254 Cwts.
B.H.C. 50 per cent. Susp.	130 Cwts.
Diazinon 40 per cent.	1,052½ Lbs.
Lindane	180 Lbs. & 10 ozs.
D.D.T. Tech.	3,665 Lbs.
D.D.T. Susp. 75 per cent.	100 Lbs.
D.D.T. Dust 10 per cent.	80 Lbs.
D.D.T. Tech. (Govt.)	22,796 Lbs.
Dieldrin 50 per cent. Susp. (Govt.)	1,000 Lbs.
Dieldrin 50 per cent. Susp.	600 Lbs.
Aromex	4,803 Gals.
B.H.C. Eml. 10 per cent. (G.T.)	300 Gals.
D.D.T. Eml. 75 per cent. (F.G.)	8,754 Gals.
Chloradane 100 per cent.	1,313 Gals.
D.D.T. Solution 5 per cent. (1st Grade)	72 Gals.
Malariol	12,316 Gals.
Pyrethrum	13½ Gals.
Sovacide	3,030 Gals.
Troton X-100	1,433 Lbs.
Lissapole N-X	350 Lbs.

TABLE 39

Anopheles Breeding detected by months in 1957

Breeding detected in	Jan.	Feb.	Mar.	Apr.	May	June	July	Aug.	Sept.	Oct.	Nov.	Dec.	total
Open wells	13	4	10	72	43	22	43	52	72	95	59	36	521
Cisterns	...	...	...	...	...	...	...	...	...	...	...	...	—
Masonry tanks	4	...	1	26	13	3	8	12	4	2	60	5	138
Tins	...	...	...	...	...	...	...	1	1	...	...	...	2
Gully traps and storm water entrances	2	...	1	...	...	1	...	...	...	...	1	2	7
Pools, low lying lands etc.	8	18	36	144	151	60	93	205	157	89	76	110	1147
Odd receptacles	...	1	2	...	3	1	5	6	1	...	...	2	21
Total...	27	23	50	242	210	87	149	276	235	186	196	155	1836

TABLE 40

Anopheles Breeding detected—By Wards in 1957.

Nature of Breeding Place	Ward					Total
	H	K	L	M	N	
Open wells	413	71	4	6	28	522
Cisterns	...	...	...	...	...	...
Masonry tanks	63	70	1	...	4	138
Tins	...	2	...	...	...	2
Gully traps and Storm water entrances	...	...	6	1	...	7
Pools, Low-laying lands, etc.	756	240	31	7	65	1099
Odd receptacles.	...	...	2	2	17	21
Total	1232	383	44	16	114	1789

TABLE 41

Spleen Rate by Wards during the year 1957

Ward	No. of Children examined	No. of children found with enlarged spleen	Spleen Rate Percentage.
H	125	Nil	0.%
K	8	Nil	0.%
L	65	Nil	0.%
M	178	Nil	0.%
N	17	Nil	0.%
R	399	18	4.5%
P	225	Nil	0 %
T	42	Nil	0.%
Total	959	18	1.8%

TABLE 42

Wells by Wards

Ward	Total No. of wells in the Suburbs	No. of wells open or partially open			No. of wells hermetically concrete covered with and without pump.		
		Total No.	Open	Trap Door	Total No.	With pump	Without pump
H	420	369	365	4	51	8	43
K	943	885	889	5	58	9	49
L	273	237	231	6	36	24	12
M	355	355	355	...	...	...	...
N	644	637	632	5	7	2	5
Total	2,635	2,483	2,463	20	152	43	109

TABLE 43

Wells filled in etc. by wards during the year 1957

Ward	Total No. of Wells	Filled in	Covered Completely	Covered with trap door
H	420	22	7	1
K	943	52	19	1
L	273	10	4	...
M	355	5	...	...
N	644	23	6	...
Total	2,635	112	36	2

TABLE 44.
Primary Vaccination and Results.

No. primarily vaccinated.	No. in which results were checked.	†No. success fully vaccinated.	@No. of insertions seen.	@No. of insertions successful.
*27,704	18,623	18,620	56,442	53,730

* (*a*) Births Registered during the year 22,612
†(*b*) Case success rate ... ... 99.98 per cent.
@(*c*) Insertion success rate ... ... 95.19 per cent.

TABLE 45.
Births (Registered) and Primary Vaccinations by months.

Year 1957.	Jan.	Feb.	March	April	May	June	July	August	Sept.	Oct.	Nov.	Dec.
Births ...	1,622	1,527	1,701	1,873	1,744	1,344	2,045	1,673	1,815	2,102	2,280	2,886
Primary Vaccination* ...	3,611	3,319	4,179	1,913	1,230	1,064	1,359	1,358	1,760	1,852	2,661	3,393
Re-vaccinations ...	9,452	20,288	93,699	31,452	6,087	985	1,240	868	1,293	2,126	3,622	3,908

* 22,104 children born in Greater Bombay and 5,600 out-born.

TABLE 46.
Results of Primary Vaccinations by ages.

Results.	Age Groups.			Total.
	Under 1 year.	1 to 6 years.	6 years and above.	
Successful ...	14,596	3,964	60	18,620
Unsuccessful ...	3	...	...	3
Unknown ...	7,070	1,954	57	9,081
Total ...	21,669	5,918	117	27,704

TABLE 47.
A.—HOSPITALS

The two Bhabha Hospitals in the Suburbs are situated on the Western Side at Bandra and on the Eastern side at Kurla. respestively. The work done at these institutions is summarised below :—

Particulars.	Bhabha Hospital Bandra.	Bhabha Hospital Kurla.
(*i*) Accommodation of beds—		
General male ward ...	10	13
General female ward ...	10	...
Maternity ward ...	37	13
Emergency ...	...	...
Total Number of beds ...	57	26

(*ii*) Attendance—

Year	Attendance (annual) of in-patients.	Daily average.	Attendance.	Daily Average
1955 ...	15,081	35.83	13,180	36
1956 ...	21,204	58	1,775	4.9
1957 ...	21,340	58.49	3,055	5.6

(*iii*) Surgical Operations—

1955 ...	1,067		368
1956 ...	983		31
1957 ...	401		25

(*iv*) Expenditure—

Year.	Total Cost.		Cost per patient.		Total Cost.		Cost per patient.	
	Rs.	nP.	Rs.	nP.	Rs.	nP.	Rs.	nP.
1955 ...	1,20,610	28	2	44	1,04,185	56	2	67
1956 ...	2,60,566	0	5	45	1,32,825	0	3	14
1957 ...	1,95,000	0	9	13	1,24,862	0	3	06

TABLE No. 48.

B.—Maternity Services.

The Maternity Service was rendered through four centres and the details of work done thereat are given below:—

Particulars.	Maternity Ward at Khershedji Behramji Bhabha Hospital, Bandra.			Maternity Ward at Khan Bahadur H. K. Bhabha Hospital, Kurla.			Municipal Maternity Home at Chembur.			Shamabai Vithaldas Khimji Municipal Maternity Home at Rajswadi Ghatkopar.			Total.		
(1)	(2)			(3)			(4)			(5)			(6)		
No. of Beds ...	37			13			18			20			88		
	1955	1956	1957	1955	1596	1957	1955	1956	1957	1955	1956	1957	1955	1956	1957
No. of confinements including primiparae.	2,509	2,900	3,565	1,199	1,116	1,267	555	950	1,014	950	1,076	1,209	5,213	6,942	7,065
Primi parae ...	461	570	608	261	216	237	120	225	222	210	225	234	1,052	1,236	1,301
Still births ...	68	64	54	44	36	19	12	23	26	23	35	37	147	158	136
Ant-Natal Clinics.															
New Cases ...	3,816	4,317	4,332	1,977	2,080	2,200	927	1,490	1,563	1,445	1,590	1,858	8,165	10,277	9,953
Total attendance ...	15,618	18,909	15,941	6,110	6,692	8,652	3,683	6,767	6,364	4,765	5,240	6,002	30,176	37,008	36,95 9
Daily average ...	101.11	120.00	109.93	16.7	43.7	5°.1	35.4	66	67	47.7	55	63	...	...	...
Post-Natal Clinics.															
New Cases ...	1,755	1,874	874	268	270	285	318	553	511	1,052	2,152	1,465	3,393	4,849	3,135
Total attendance ...	1,755	1,874	874	392	483	533	13	2,095	2,084	1,907	2,545	3,226	5,412	6,997	6,717
Daily Average ...	34.36	33	17.83	11	10,2	11·58	26.1	41	21	20.49	26	37	...	...	...
Family Planning Clnic,.															
New Cases ...	102	168	182	12	35	50	32	50	53	63	37	48	209	290	3 33
Total Attendance ...	126	315	332	15	40	25	96	157	204	109	79	130	346	591	6 91
Daily Average ...	2.1	6	6	.09	1.6	2.2	1	2	4	2.13	2	2	...	...	...

TABLE 49

Locality.	Number caught.	Number dissected.	No. of infected mosquitoes showing various stages No. showing.			
			Unsheated micro-filaria in Thorax.	Sausage forms.	Pre-infective larvae.	Infective stage.
(1) Ghatkopar ...	4,137	1,736	13	64	47	15
(2) Kurla ...	2,937	1,457	30	46	42	11
(3) Danda ...	4,688	2,149	23	91	70	11
(4) Kolikalyan ...	4,743	903	42	49	57	15
(5) Chuim ...	2,503	1,240	20	51	49	4
(6) Vile-parle ...	3,292	1,673	58	54	61	13
(7) Marol ...	3,749	1,990	37	90	68	19
(7) Marol ...	3,749	1,990	37	90	68	19
(8) Amboli ...	2,390	1,147	16	33	26	5
Total ...	28,439	12,295	239	478	420	93

TABLE 50

Suburbs—1957

Number of Live-births in each Age group of the mother and in each order of Live-birth during 1957.

Age group of mothers at confinement, above 44 years actual age is stated.	Order of Live-births															Information not available.	Above 15 specify in each case the actual order of pregnancy.	Total No. of confinements in each age group.
	(1)	(2)	(3)	(4)	(5)	(6)	(7)	(8)	(9)	(10)	(11)	(12)	(13)	(14)	(15)			
Under 15 years	2	...	...	...	...	...	...	...	...	...	...	...	...	...	...	...		2
15 to 19 years	1,537	217	19	4	6	...	...	1	...	...	...	...	...	...	...	...		7,851
20 to 24 ,,	3,175	2,693	1,361	472	125	15	7	2	1	...	...	...	...	...	...	...		7,495
25 to 29 ,,	1,143	1,545	1,992	1,512	816	340	109	27	8	2	1	...	...	...	...	...		7,485
30 to 34 ,,	313	427	675	703	669	467	247	124	50	14	7	1	2	...	...	...		3,699
35 to 39 ,,	98	80	136	178	200	183	167	109	61	35	8	4	2	...	...	...		1,261
40 to 44 ,,	23	8	12	19	28	29	30	25	26	14	6	7	1	1	...	...		229
45 ,,	1	...	1	1	1	...	1	2	2	1	...	1	...	...	...	...		11
46 ,,	...	...	...	...	...	1	1	...	...	...	...	...	...	...	...	...		2
47 ,,	...	...	...	...	...	...	...	...	...	...	...	...	...	...	...	...		...
48 ,,	...	...	...	1	...	...	...	...	...	...	...	...	...	...	...	...		1
49 ,,	...	...	...	...	...	...	...	...	...	...	...	...	...	...	...	...		...
50 & over ,,	...	...	...	...	...	1	1	...	2	...	...	...	...	...	...	...		4
Information not available	37	18	27	15	7	5	5	4	2	...	...	...	...	...	...	153		273
Total	6,329	4,988	4,223	2,905	1,852	1,041	568	294	152	66	22	13	5	1	...	153		22,612

Annual Report of the Deputy Executive Health Officer for the Extended Suburbs for 1957.

Preliminary.—The areas of the Goregaon and Dahisar Gram Panchayats, Malad, Kandivli and Borivli District Municipalities on Western Railway and that of the Mulund District Municipality on Central Railway and 34 Villages in close proximity of their areas were merged with Bombay Municipal Corporation on 1st February 1957 and were given under the charge of Assistant Municipal Commissioner. The work of looking after the sanitation and rendering medical relief was taken by the Public Health Department from 1st October 1957. The integrated area extending from Goregaon to Dahisar on the Western Railway was divided into P and R Wards and that of Mulund on the Central Railway was comprised into T Ward. The three wards were further subdivided into 20 Sections for administrative purposes. A post of one Medical Officer of Health was created for P and R Wards and the Medical Officer of Health in charge of N Ward was asked to look after the medical relief and sanitation of T Ward.

Much of the time had to be spent in doing the spade work which was essential to begin with the work of rendering medical relief and improvement of sanitation.

Review of the year.—A beginning of sanitary supervision of the newly merged areas of the Extended Suburbs was made with the help of the existing staff with a view to improving sanitation by adopting the following measures.

(1) Inspection and supervision of premises and their environments with a view to rectification of sanitary defects, through the enforcements of sanitary regulations on owners and occupiers,

(2) Inspection and supervision of food and other licensable trades.

(3) Pest control.

Area and Population.—The total area of the Extended Suburbs included in Greater Bombay is about 47,980 acres (75 square miles). The population as enumerated in the Census of 1951 is 1,59,617.

Density of Population.—The mean density of population is 3.6 per acre.

Vital Statistics.—The complete record of births and deaths was not available with the defunct local bodies of their respective areas. In view of this, whatever record was available with the offices of these bodies has been collected with a view to systematising the available information.

A beginning was, however, made to collect the information of births and deaths and record the same in the registers on the lines of the City.

Cemeteries.—Out of 29 cemeteries scattered in the extensive area of the Extended Suburbs only one is Municipal. As full particulars in their respect were not available, they could not be registered under Section 435 of the Bombay Municipal Corporation Act.

Control of Communicable Diseases.

The areas being newly merged, notification of infectious diseases by the Medical Practitioners was not seen to a desirable extent. However, a growing awareness to notify the infectious diseases to the Municipal Authorities was observed.

Disinfection.—Terminal disinfection of houses was carried out and concurrent disinfection was advised wherever cases of infectious diseases were known to have occurred.

Sanitary Conditions in the Newly Merged Areas

The insanitary conditions prevailing in the newly merged areas were appalling. Due to lack of proper means for disposal of waste water and sullage water, the condition of Gaothan was utterly insanitary. The stables which have been built in utter disregard to any lay-out, health and hygienic conditions made the situation still worst. However attempts were made to improve as far as possible the sanitary condition by enforcing sanitary regulations on the owners and occupiers etc.

Licensable Trades.—A survey of all these trades was taken with a view to enforcing sanitary regulations in order to take further steps for their improvement.

Vaccination

Prior to the merger vaccination in the Extended Suburban areas was carried through the Government Agency. Immediately after the merger of the areas of the Extended Suburbs, vaccination work was commenced under the direct control of the Assistant Municipal Commissioner with a temporary staff consisting of 4 temporary vaccinators. The work was, however, taken over by the Vaccination Branch from 1st October 1957.

Vaccine lymph was supplied from the cold storage depots at Bandra and Kurla.

Seven Vaccination Stations were opened in different parts of the Extended Suburbs. Mass vaccination campaign was also carried out among Labour localities and vagrants' camps. Vaccination was also done in other localities where the small-pox cases were detected. Vaccination was also done in certain institutions on request.

No serious ill effects due to vaccination were observed or reported during the year.

Medical Relief

The following Medical Institutions which were conducted by the defunct Local Bodies were taken over by the Corporation from the date of merger. Steps were taken to render medical relief through these Institutions.

(1) Topiwala Charitable Dispensary, (Male and Female Section), Goregaon.

(2) Choksey Charitable Dispensary, Malad.

(3) Karsandas Keshavji Charitable Dispensary, Borivli.

(4) Purushottam Jadhavji Kama Charitable Dispensary, Mulund.

* (5) Manori Dispensary, Malad.

(6) Choksey Charitable Maternity Home, Malad.

(7) Shamkuverbai Jatashankar Dossa Chachani Maternity Home, Mulund.

* This Dispensary works from 4-00 p. m. to 6-00 p. m. on Mondays, Wednesdays and Fridays only.

Nominal fee of As. 2 was charged per patient per day in the above Dispensaries by the defunct local bodies and these fees were continued during the year under report.

A fee of Rs. 30.00 was charged in the Choksey Charitable Maternity Home, Malad, per patient and Rs. 20.00 at the S. J. D. C. Maternity Home, Mulund. A proposal to discontinue the fees in these institutions was under consideration.

Ambulance Service.—There were two ambulances one at Malad and another at Mulund, which continued to render services on payment of prescribed charges.

Diarrhoea and Vomiing.—The incidence of diarrhoea and vomiting was high in R Ward during the month of July 1957. 21 persons suffered from the disease during a short period of one week out of which 3 died in the Arthur Road Hospital and were declared as cases of Cholera on epidemiological grounds. The rest were diagnosed as cases of Gastro-Enteritis.

All precautionery measures such as immunization, distribution of Forma Cibazol Tablets as chemo prophylaxis, disinfection of the premises and walls, strict control over food premises and anti-fly measures were taken with the result that incidence came down as suddenly as it went high.

The incidence of small-pox was also high during the months of February and March in the newly merged area, attacking about 121 persons. Immediate steps were taken by appointing 4 temporary vaccinators to carry out contact vaccination and arranging mass vaccination campaign in the affected localities.

During the Influenza epidemic in May and June the infection was wide-spread about 10 per cent. of the total population suffered from the illness. Severe cases were hospitalised and cases of milder type were treated at the Municipal General Dispensaries and at the Centres set up by the Social Organizations that were supplied with medicines and injections free of cost.

PART-II.

INDEX

(SUBURBS)		Pages
(1) Appendices—Supplementary reports and Tables for Hospitals and Dispensaries	...	9-11,38,39
(2) Area and Population	...	1
(3) Birth and Birth-rate	...	2
(4) Births by months	...	9
(5) Cerebro-spinal meningitis	...	2
(6) Cholera	...	2
(7) Cemeteries	...	2
(8) Deaths and death rate	...	2
(9) Deaths by months	...	22
(10) Diphtheria	...	2
(11) Disinfection	...	3
(12) Dispensaries	...	7
(13) Enteric fever	...	2
(14) Epidemic and other diseases	...	2-3
(15) Food sanitation	...	3
(16) Hospitals	...	38
(17) Influenza	...	1-2
(18) Leprosy	...	2
(19) Malaria	...	2
(20) Maternity and Child Welfare Services	...	3
(21) Maternity Services	...	39
(22) Meteriological Data	...	11
(23) Milk-in-School Scheme	...	1
(24) Notification of Infectious diseases	...	2-3
(25) Plague	...	2
(26) Poliomylitis	...	2
(27) Prosecutions	...	12
(28) Review of the year	...	1
(29) Small-pox	...	1-2
(30) Tuberculosis	...	2
(31) Vaccination	...	5-6
(32) Venereal Diseases	...	2