

ADMINISTRATION REPORT
OF THE
MUNICIPAL COMMISSIONER
FOR
GREATER BOMBAY
(SUBURBS)
FOR THE YEAR
1956-57



V2311,61r
D8-
059624

BOMBAY
PRINTED AT THE MUNICIPAL PRINTING PRESS
1957

ADMINISTRATION REPORT
OF THE
MUNICIPAL COMMISSIONER
FOR
GREATER BOMBAY
(Suburbs)
FOR THE YEAR
1956-57

BOMBAY
MUNICIPAL PRINTING PRESS
1957

CONTENTS

Part I

	PAGES
STANDING COMMITTEE'S REVIEW OF THE REPORT	... i-ix
1. MUNICIPAL COMMISSIONER'S NOTE	... 1-12
2. FINANCIAL—	
Report of the Assistant Accountant (Suburbs) with Appendices	... 13-61
3. REVENUE—	
Report of the Deputy Assessor and Collector (Suburbs)	... 63-67
4. PUBLIC WORKS—	
Report of the Assistant Engineer (Suburbs)	... 69-85
5. WATER WORKS—	
(i) Report of the Assistant Engineer (West)	} ... 87-90
(ii) Report of the Assistant Engineer (East)	
6. LICENCES, SHOPS AND ESTABLISHMENT—	
Report of the Assistant Superintendent of Licences, Shops and Establishments (Suburbs)	... 91-93
7. MARKETS AND SLAUGHTER HOUSES—	
Report of the Assistant Superintendent of Markets (Suburbs)	... 95-98
8. EDUCATION—	
Report of the Education Officer (Suburbs)	... 99-102
9. SUBURBAN GARDENS—	
Report of the Superintendent of Gardens (Suburbs)	... 103
10. Public Relations Department (Suburbs)	... 105
11. INDEX	— 106-107

Part I-A

12. FINANCIAL—	
Report of the Assistant Accountant (Exted Sub.) with Appendices	... 1-10

Part II

13. PUBLIC HEALTH—	
Report of the Assistant Health Officer (Suburbs)	... 1-38

REVIEW OF THE STANDING COMMITTEE OF THE ADMINISTRATION REPORT OF THE MUNICIPAL CORPORATION FOR GREATER BOMBAY FOR THE YEAR 1956-57.

(SUBURBS)

54*. The Municipal administration of the suburban areas continued to be carried on under the direct charges of the Deputy Municipal Commissioner (Suburbs) during the year under review.

55. In preparing the Budget Estimates for the year under report, an Opening Cash Balance of Rs. 61.80 lacs was estimated. On the final closing of accounts for the year 1955-56, the actual Opening Balance for 1956-57 was Rs. 91.14 lacs which was more by Rs. 3.57 lacs than the actual Opening Balance of the previous year, *viz.*, 77.57 lacs. The total income was budgeted at Rs. 156.94 lacs but the actual realizations amounted to Rs. 169.26 lacs showing an increase of Rs. 12.32 lacs over the budgeted amount and an increase of Rs. 11.71 lacs over the actuals of the previous year, *viz.*, Rs. 157.55 lacs. On the Expenditure Side, the budgeted amount was Rs. 1,80.98 lacs but the actual expenditure at the close of the year amounted to Rs. 1,68.78 lacs which was less than the originally estimated by Rs. 12.20 lacs. The anticipated deficit of Rs. 24.04 lacs was thus turned into a surplus of Rs. 0.47 lac. The financial transactions for the year ended with a Closing Balance of Rs. 71.60 lacs against Rs. 81.14 lacs in the preceding year.

A detailed study of the Income Side reveals that there was a net increase of Rs. 12.32 lacs, compared with the original Budget Estimates comprising gross increases amounting to Rs. 19.23 lacs, counterbalanced by decreases to the extent of Rs. 6.92 lacs. The main increases were under General Tax Rs. 7.79 lacs, Water Tax Compounded Rs. 1.67 lacs; Licensing and Removal of Encroachments Rs. 1.36 lacs; Interest and Profit on Investment of Surplus Loan and other Balance Rs. 2.14 lacs; Street Cleansing and Conservancy Rs. 1.41 lacs and Miscellaneous Rs. 1.03 lacs. The main decreases in income were under Water Tax by Meter Measurement Rs. 2.93 lacs; Markets and Slaughter Houses Rs. 0.43 lac, Grants-in-Aid from Government Rs. 5.34 lacs and Contribution from Capital Funds to Revenue on account of loan works staff Rs. 0.45 lac.

The actual expenditure for the year, *i.e.*, Rs. 1,68.78 lacs showed a net increase of Rs. 27.05 lacs over the actual expenditure of Rs. 1,41.73 lacs of the previous year. It was, however, less by Rs. 12.20 lacs than the original budgeted expenditure of Rs. 1,80.98 lacs. The final sanctioned grants for the year aggregated to Rs. 2,25.17 lacs against which the actuals amounted to Rs. 1,68.78 lacs leaving an unexpended balance of Rs. 56.39 lacs at the close of the year. Of this, a sum of Rs. 31.94 lacs was being renewed for expenditure during the year 1957-58 and the balance, *viz.*, Rs. 24.45 lacs was treated as savings on the final grants sanctioned.

The amount of the loan raised during the year to finance the capital works expenditure including purchase of Plant and Machinery was Rs. 42 lacs. A contribution of Rs. 7.48 lacs was received from Government, being 1/3rd share of the expenditure incurred on the extension and improvement of (a) water supply, (b) sewerage and (c) surface drains. The total funds available for expenditure were Rs. 52.93 lacs against which the actual expenditure incurred amounted to Rs. 43.89 lacs, leaving an unspent balance of Rs. 9.04 lacs. The percentage by which actuals fell short of Budget Estimates was 54 as against 32 and 28 in the preceding two years.

The book value of investments of the Sinking Fund at the close of the year amounted to Rs. 37.31 lacs including Rs. 33 in cash with the State Bank of India. Valuing the Municipal Debentures at par, the market value of Sinking Fund Investments came to Rs. 38.16 lacs. This together with the amount of interest accrued upto 31st March 1957, *viz.*, Rs. 13,843 and the cash with the State Bank of India of Rs. 33 brings the amount of Sinking Fund to Rs. 39.30 lacs, which more than covered the amount *viz.*, Rs. 36.89 lacs at which the Sinking Fund should have accumulated at the close of the year. The excess in the Sinking Fund Investment account was Rs. 1.41 lacs.

The income for the year 1956-57 was estimated at Rs. 21,65,000 and the expenditure at Rs. 26,40,000 thus showing a deficit. The actual total expenditure during the year amounted to Rs. 26.25 lacs. An amount of Rs. 5,50,000 was received from Government towards the cost of Primary Education in the Suburbs.

The surplus for the year under report has dwindled down to only Rs. 0.47, lac which was Rs. 21.60 lacs and Rs. 15.82 lacs during the previous two years. It is thus clear

* Paragraphs 1 to 53 of the Review of the Standing Committee relate to the Administration Report of the City of Bombay.

that the increase in income of Budget 'D' is not keeping pace with the increase in expenditure. Additional funds will have to be found out in the immediate future as the expansion of services such as Hospitals, Water Supply, etc., will throw additional burden on the finances of Budget 'D'.

56. The rates of taxes during the year under report in respect of General Tax and Halalkhore Tax were 17 per cent. (which included 3 per cent. Fire Tax) and 3 per cent., respectively. The General Tax was levied at 14 per cent. of the rateable value of properties in 12 villages specified in List I of the Bombay Act XXX of 1951 as per provisions contained in Bombay Act XL of 1956. This percentage held good for properties occupied for industrial purposes in the area specified in List II thereof whereas the General Tax was levied at 10 per cent. in respect of all other properties in the area specified in the said List II. The rates for water supply by meter measurement varied from As. 12 to Rs. 2-6-0 per 1,000 gallons.

At the close of the year, the total number of properties on the Assessment Register was 41,890 as against 40,819 and 39,290 in the previous two years, showing an increase of 1,071 and 1,529 properties, respectively. The rateable value of all properties was Rs. 494.60 lacs as against Rs. 497.22 lacs and Rs. 453.11 lacs for the previous two years. The decrease was due to the modifications of values of about 250 properties owned by Messrs. Burmah-Shell Refineries, Ltd., Messrs. Standard-Vacuum Refining Co. of India Ltd., and the Bombay Housing Board after investigating their complaints. This gave a rate of Rs. 96.93 per head of population as against Rs. 97.45 and Rs. 88.8 in the previous two years. Receipts from meter hire amounted to Rs. 1.29 lacs as against Rs. 1.29 lacs and Rs. 0.79 lac for the preceding two years.

3,636 complaints were registered during the year under report, out of which 2,288 complaints were registered under Section 167 of the Act and 1,348 were registered under Section 162 of the Act.

There were 52 appeals against rateable values under Section 217 of the Act. Of these, 2 were withdrawn, 9 compromised and 41 were pending on 31st March 1957.

No suits were filed against rate-payers for recovery of taxes during the year under report.

Miscellaneous receipts accounted for a sum of Rs. 0.51 lac during the year of the report.

The net total demand in respect of Property and Wheel Taxes for the year was Rs. 1,07.04 lacs and Rs. 5.63 lacs excluding arrears in respect thereof for the previous year. The amount collected during the year was Rs. 1,38.57 lacs as against Rs. 1,22.57 lacs in the previous year. The total outstanding of taxes at the close of the year amounted to Rs. 67.40 lacs, the percentage of outstandings to net demand being 32.73. To bring down the huge outstandings, a sustained and concentrated drive was directed by the Department.

The rates of taxation during the year continued to be the same as in the preceding year, viz., 5 per cent. in the case of buildings and lands, the rateable values of which were more than Rs. 2,000 in each case and 2½ per cent. in the case of buildings and lands, the rateable values of which were Rs. 2,000 or below but not less than Rs. 500 in each case. The rates in respect of village properties were 3 per cent. in case of buildings and lands, the rateable values of which were more than Rs. 2,000 in each case and 1½ per cent. in case of buildings and lands, the rateable values of which were Rs. 2,000 and below in the area specified in List I of the Bombay Act XXX of 1951—an Act to amend the Bombay Municipal Corporation Act and 2 per cent. in the case of buildings and lands, the rateable values of which were more than Rs. 2,000 in each case and 1 per cent. in the case of buildings and lands, the rateable values of which were Rs. 2,000 and below, in the areas specified in List II of the Act. The properties having a value of Rs. 499 and below were exempted. The properties falling in the same locality were grouped together for the levy of this tax. The net demand in respect of the tax was Rs. 30.89 lacs including the arrears of Rs. 13.67 lacs. The amount collected was Rs. 16.80 lacs, i.e., about 54.39 per cent. of the demand.

In the classification of properties according to the user, it is found that out of 41,890 properties with an approximate rateable value of Rs. 4,94.60 lacs, 33,925 properties only are used for residential purposes with an approximate rateable value of Rs. 3,31 lacs.

From the classification of properties according to the rateable values, it is found that as many as 41,753 properties came within the rateable value upto Rs. 20,000, leaving only 137 properties having rateable values between Rs. 20,001 and Rs. 3,50,001 and above.

57. In order to give additional amenities to the residents in the Suburban areas, a number of works was carried out during the year. Cleansing of open *kutcha* drains were attended to from time to time. The work of covering open drains along Old Agra Road were completed during the year. Proposals for paving some of the *kutcha* drains were formulated. The Committee trusts that the proposals will be put up for necessary sanction and works carried out as early as possible. During the year under review activities were restricted mainly to the construction of Sewers in drainage districts No. II and III comprising Juhu-Vile-Parle and Ghatkopar, Chembur, respectively ; and to the construction of pumping stations and purification works in the said two districts.

Some of the sewer works already in progress during the year 1955-56 were completed and new works of providing sewerage arrangements for Town Planning Scheme III, Bandra, Chum Village, Town Planning Scheme III, Santa Cruz, Palli Hill area, etc., were taken in hand.

Sewerage facilities were extended to Chembur and Ghatkopar. The scheme of laying additional sewers in some parts of Kurla was sanctioned.

The Civil Engineering Works of Versova Pumping Station and Versova Purification Plant were nearing completion and mechanical and electrical equipment to be installed thereat was being erected in instalments as and when the same was received on site. All the plants are expected to be ready for operation before the close of the next year. The Pumping Station at Ghatkopar was completed during the year. Detailed plans and estimates for the construction of a new pump house at Khar were sanctioned.

After the sewers in different areas started functioning, notices under Section 231 of the Bombay Municipal Corporation Act, were served with the sanction of the Standing Committee on the property owners for joining their house drains to the newly laid sewers. Notices were served and in 230 cases parties have submitted proposals and in 188 cases, parties carried out the works. 675 privies were converted into water-closets on full-flushing system and an amount of Rs. 90,000 was paid by way of subvention. The total expenditure booked on all drainage works inclusive of sewer pumping stations, etc., during the year amounted to Rs. 17.19 lacs.

58. An amount of Rs. 48,591 was spent during the year under report on normal repairs including on monsoon works of about 115 Municipal Buildings in the Suburbs.

Upkeep Maintenance
and Repairs of Municipal
Properties and
Roads.

The total mileage of the roads in the Suburbs is about 191.68 comprising 21.30 miles of water-bound roads, 148.12 miles of Asphalt roads, 6.05 miles of concrete roads and about 16.21 miles of unmetalled roads.

New footpaths on nine roads were under construction during the year.

The ferry service between Versova and Madh Island was maintained satisfactorily during the year. The total receipts amounted to Rs. 17,167 as against the expenditure of Rs. 16,718. The cost of street lighting by electric lamps numbering 6,210 amounted to Rs. 5.12 lacs as against Rs. 4.40 lacs in the previous year.

The work of issuing permission to factories, under Section 390 of the Bombay Municipal Corporation Act continued to be dealt with by the Factory Section under the City Engineer.

In spite of careful vigilance the spate of unauthorized construction could not be checked effectively. In 139 cases of unauthorized structures, sanction of the Standing Committee was obtained, under Section 351 of the Bombay Municipal Corporation Act. In 88 cases structures were removed by the parties and in 50 cases departmentally during the year.

The total number of buildings constructed by private enterprise during the year was 444. Out of these, 276 were residential buildings and the remaining 168 non-residential buildings. The total number of buildings constructed by Housing Societies and by Employers for their employees was 34 and Nil, respectively.

21 Buildings or portions thereof collapsed during the year. 6 persons were injured and 2 died due to these collapses during the year.

The Arbitrators have declared awards in respect of Town Planning Schemes, Bandra No. X, Ghatkopar No. III and Santa Cruz No. VI and award in respect of Scheme No. V Santa Cruz was awaited. Andheri No. II (Varied) was finally sanctioned by the Government.

Schemes in respect of Bandra No. II, III, VI and V, Ghatkpopar No. I, and Santa Cruz III and IV were varied during the year. The number of applications for commencement certificates was 252.

59. Suburbs, in the same way as the City, were supplied with water by gravity from the four lakes, viz., Tansa, Vehar, Tulsi and Vaitarna. In the Suburban areas, water is supplied for 24 hours except for certain elevated localities like Bandra Hill and Pali Hill, which receive water for 12 hours at night time. The Western Suburbs are served by the 24" Tulsi main which is augmented from the 57" West and East Tansa mains at Marol and Bandra, the total average daily supply being 10.427 million gallons per day. The Eastern Suburbs are supplied water through ten tapplings on the 48" > 32" > 24" Vehar mains, the total average daily supply being 11.976 million gallons. Water for all purposes was charged by meter measurement. 833 new connections were made during the year in the suburbs. The total number of stand pipes in the Old Suburban limit was 384 of which 142 were for the gratuitous use of the public and the remaining were on payment. With a view to preventing misuse of facilities granted by the provision of stand-pipes at compounded rates, rules were framed restricting such stand-pipes being given only in case of underdeveloped areas, and in all other cases metered stand pipes were given for groups of families. A compounded charge was levied for these stand pipes in order that the poor may get water at a lower cost. About 8,156 million gallons of water were supplied to the suburban areas during the year 2,983 million gallons and 5,173 million gallons being for domestic and non-domestic purposes, respectively, against 6,090 4,932 and 3,270, million gallons in the preceding three years.

118.97 miles of water mains of various sizes varying from 3" to 36" were maintained during the year. There were 1,110 complaints regarding short supply against 958 in the previous year. It is reported that most of these complaints were due to inadequate sizes of connections, absence of connections and manipulation of supply by landlords.

There were 18 bursts on various mains and 1,742 repair works were carried out during the year at a cost of Rs. 1.35 lacs.

There were 142 Public Stand pipes and 76 wells during the year under report and about 329 million gallons of water was supplied gratuitously to the public through stand pipes.

During the year a Public Notice was issued under the provisions of Section 141(b) the Bombay Municipal Corporation Act, to the effect that sufficient water supply was available from the Municipal Water Works for furnishing a reasonable water supply to all the premises within 500 feet of the water works throughout the Suburbs. Consequently, landlords were issued notices, under Section 271(2) of the Act, to obtain adequate supply to their premises provided tenants agreed to bear the water charges. Alternatively, the tenants were allowed to obtain a private supply of their own under Section 276 of the Bombay Municipal Corporation Act.

4,708 disconnection orders were received from the Assessment Department with the approval of the Standing Committee. Out of these, in 603 cases connections were cut off and in the remaining 4,105 cases orders were not executed as the amounts of the Municipal dues were paid up in time. In addition to the above, 35 disconnections were made for defective fittings. In all 626 notices were issued for defective fittings during the year. The total revenue derived during the year from meter hire amounted to Rs. 1.36 lacs and that from the sale of water for all purposes by meter measurement amounted to Rs. 35.91 lacs. The amount recovered as compounded charges was Rs. 1.93 lacs.

For improving water supply in the Suburbs, about 9.84 miles of mains were laid and old ones were enlarged to meet the increasing demand for domestic and industrial purposes.

The work of constructing a special staircase at Juhu Reservoir W. C. Block at Andheri Reservoir, a brick masonry wall at the Municipal Offices at Bandra, Malla Pump House, 8 Unit Staff Quarters with Sanitary Blocks at Vakola were carried during the year under report. A number of works were carried out on behalf of private parties and other departments of the Corporation.

A number of works for laying mains at an estimated cost of Rs. 45.31 lacs are included in the first stage of the Master Plan for improvement of Water Supply to the Suburbs.

60. During the year 6,454 Licences and Permits were issued as against 6,292, 5,783 and 5,826 during the previous three years, showing an increase of 162,671 and 628 respectively. The fees realized therefrom amounted to about Rs. 2.40 lacs as against Rs. 1.96 lacs, Rs. 1.70 lacs and Rs. 1.55 lacs in the previous three years.

At the end of the year, an amount of about Rs. 0.18 lac was pending adjustment in respect of 80 licences against a sum of about Rs. 0.57 lacs in respect of 469 licences in the previous year. The loss of revenue incidental to the disuse or demolition of old licenced premises amounted to about Rs. 2,849 as against loss of about Rs. 5,257 in the previous year. Fees amounting to Rs. 30,347 were received for permits issued for exhibiting 581 sky-signs and advertisements as against Rs. 33,958, Rs. 38,544 and Rs. 27,425 in the previous three years. The fees realized from the issue of 4,050 licences to Hawkers and Squatters amounted to Rs. 45,881 as against Rs. 48,490, Rs. 43,538 and Rs. 37,676 in the previous three years.

During the year 787 prosecutions for offences under the Act as against 422, 567 and 587 in the previous three years were instituted. The total amount of fines inflicted in 86 cases of convictions was about Rs. 1,360 as against Rs. 3,401, Rs. 4,170 and Rs. 4,477 for the previous three years in 114,206, and 131 cases of convictions, respectively.

The total revenue of the Department was about Rs. 3.27 lacs.

61. During the year 1,260 new applications for registration were received. The total number of establishments registered at the close of the year was 12,261 as against 11,591, 10,709 and 9,527 in the previous three years. Administration of Shops and Establishments. During the year 18,066 visits were paid to various establishments. 119 complaints were received whereas 2 were pending disposal at the beginning of the year. 117 complaints were investigated, leaving 4 pending at the close of the year. 116 Mass raids were arranged during the year, of which 84 were 'day raids' and 32 'night raids'. While 650 new prosecutions were instituted during the year as against 574 in the previous year. The number of cases pending at the end of the year was 71 including 9 on dormant file and 1 on 'Proceeding Stayed' File. The total amount of fines realised was Rs. 16,620 as against Rs. 16,355 and Rs. 16,665 in the previous two years. The total expenditure incurred in administering the Act was Rs. 72,666. The grant-in-aid sanctioned by the Government for the year 1955-56 in respect of the administration of the Act in the Suburban area was about Rs. 16,355 against Rs. 16,665 in the previous year. An amount of Rs. 2,424 was received by way of Registration Fees, etc., during the year as against Rs. 2,572 in the preceding two years.

Theatre Tax.—The concession of 20 per cent. rebate, if the tax was paid in advance before the 5th of every month was continued during the year. The total collection of receipts from the tax amounted to about Rs. 0.93 lac as against Rs. 0.93 lac and 0.74 lac in the previous years.

For the administration of payment of Wages Act, 1936, the staff consisting of one Junior Inspector and one Clerk which was appointed was continued during the year under report. 82 complaints were received, 79 whereof were disposed of mostly by effecting compromises between employers and employees and 3 were pending at the close of the year.

62. During the year the number of Municipal Markets and Slaughter Houses remained the same as in the previous year, i.e., 16 and 5 respectively. Besides, the Markets and Slaughter Houses. 16 Municipal Markets there were two private markets as in the previous year. Improvements in the markets were made by converting the Vegetable Section of the Santacruz Market into a Fish Section, providing a direct connection from the Municipal main at Sion-Trombay Road to the Water Storage Tank at the Chembur Market, constructing a Compound Wall along the south side of the Andheri Market and providing hooks for hanging carcasses at Kasaiwada, Kurla.

The total receipts of the Deptment during the year amounted to Rs. 4,99,507 as against Rs. 4,74,488 realised in the previous year, showing an increase of Rs. 25,019 over the previous Year.

During the year, unwholesome articles of food such as meat, fish, vegetable, etc., weighing 34,471½ lbs. were destroyed as against 31,503 and 16,149 lbs. during the preceding two years. The total meat destroyed was 8,398½ lbs. as against 6,017 lbs. and 3,964½ lbs. in the previous two years. Out of 76 cases for unauthorized slaughter 63 cases were filed resulting in convictions. Total fines inflicted amounted to Rs. 1,827. The total amount realised by auction sale of confiscated animals was Rs. 468-5-9. The total number of animals slaughtered in merged areas during the year was 81,079 which realised a slaughter fee of about Rs. 1.20 lacs.

63. There were in all 12 gardens in the suburbs. Besides, two sites were laid out into Suburban Gardens. gardens at (i) Bail Bazar at Old Kurla and (ii) at Sindhi Immigrants' Housing Society, Little Malabar Hill, Chembur.

Children's Play-apparata were provided at (i) Bail Bazar Garden at Kurla, (ii) Kurla Creek Garden, Agra Road, Kurla and (iii) Rajawadi Garden, Ghatkopar. Nine mercury vapour lamps were provided at the Juhu Gardens.

127 cement concrete mosaic benches were provided in different gardens in the Suburbs. 900 trees were planted on public roads and in the six Housing Colonies in the Suburbs during the year under report.

1 Vocal Music, 6 Band and 13 Orchestra programmes were arranged at the gardens and bandstands in the Suburbs during the same period.

64. There were 98 schools and 34 classes in the merged areas on 1st April 1956. During the year, two new schools and 11 new classes were opened. 7 classes were converted into schools and one school was converted into a class and 3 schools were taken over under the Municipal management. There were thus on 31st March 1957, 109 Municipal Schools and 39 classes with a strength of 43,700 pupils on the roll at the end of the year. The highest number of pupils during the year was 46,394 at the end of August 1956 and the average number of pupils throughout the year was 36,447. Out of 109 schools, 42 were Upper Primary Schools.

At the end of the year there were 1,141 ordinary teachers and 27 Special Teachers in the Suburban Schools as against 983 ordinary teachers and 21 Special Teachers in the previous year. Out of 1,141 teachers, 974 (i.e., 85.3 per cent.) were trained as against 839 (i.e. 85.3 per cent.) in the previous year.

The new Formula known as 'Class Room Formula' for fixing the number of teachers required according to the number of class rooms in actual use (including rooms used twice in Double Session Schools) continued to be followed during the year. The formula being a novel experiment with fundamental and far-reaching changes hitherto followed, the whole question of its working was duly considered by the Sub-Committee appointed by the Education Committee and the First Report of that Sub-Committee has now been recorded by the Corporation.

The number of Municipal owned school buildings in the Suburbs at the beginning of the year was 35. During the year one school building at Santa Cruz was constructed thus raising the number of Municipal owned school buildings in the Suburbs to 36, at the end of the year. Extensions were carried out to Station Kurla Marathi School and Versova Marathi School. One plot at Ghatkopar and the other at Jogeshwari were acquired for the purpose of constructing school buildings. Four plots are under acquisition. The remaining schools were accommodated in rented buildings. Government have agreed to share expenditure to the extent of Rs. 10 lakhs upto 1959 on the construction of school buildings in the Suburbs and so far, they have paid an amount of Rs. 4.40 lacs.

Physical Education was imparted as per the curriculum laid down by Government. Various extra curricular activities, viz., *Sharad Utsav*, Vacation libraries, etc., were conducted in the schools on the lines of the City Schools. Two Mass Drill Displays, one at Bandra and another at Kurla, were also held during the year.

Instructions in Spinning, Weaving and Card-board Modelling are given in some classes of Lower Primary Suburban Schools.

The work of enforcement of compulsory education was being looked after by the Assistant Special Attendance Officer with the assistance of respective Superintendents of Municipal Schools and their Subordinate Supervising Officers.

Extension of Milk-in-Schools Scheme to the Suburban Municipal Schools continued to work satisfactorily during the year. About 8,000 under-nourished children received the benefit of free supply of toned Milk and snacks in the form of *Chikki* or fruits.

Till the end of 1954-55 grants in favour of English Teaching Schools, were being assessed on the basis of the expenditure incurred by those schools on those Indian Christian children who claimed English to be their mother-tongue. This practice was being followed in accordance with the explanation Rule 16 of the Grant-in-Aid Code. As, however, it was not in consonance with the spirit of Article 30(2) read with Article 12 of the Indian Constitution, the practice was changed and with the sanction of the Corporation, Grants-in-Aid for the year 1955-56 in favour of such schools were assessed on the basis of expenditure on all the pupils of English Teaching Schools as in case of other Aided Schools. Government was requested to take steps to delete the explanation to Rule 16 of the Grant-in-Aid Code, which has since been done.

The total expenditure for the year amounted to Rs. 26.25 lacs against which an amount of Rs. 5.50 lacs was received from Government. The average cost per pupil according to the number of pupils on the rolls was Rs. 56.5 as against Rs. 55.1 in the previous year, while the average cost according to the average number of pupils on the rolls for the whole year came to Rs. 67.8 against Rs. 56.8 in the previous year.

The experiment on teaching on progressive lines started in the previous year in the Municipal Ghatla Marathi School, situated in a small village in Trombay progressed satisfactorily with good results during the year under report.

There were 67 Aided Schools at the close of the year with 545 teachers for 79,815 pupils. There were also 6 Recognised Schools with 44 teachers with 1,028 pupils attending them.

The total expenditure incurred by the Suburban Aided Schools was Rs. 9.24 lacs as against Rs. 8.44 lacs in the preceding year. The average cost per pupil was Rs. 60.53 to the Aided Schools and Rs. 9.6 to the Corporation.

The total amount of grants assessed during the year was Rs. 2.11 lacs. However, the Budget provision being less, recourse was taken to apply cuts to the assessed grants and the total amounts recommended was Rs. 1.30 lacs.

Systematic Medical Inspection of pupils in the first four standards was undertaken during the year. The defects detected among children were communicated to their guardians most of whom consented to their wards being treated in Municipal Medical institution.

65. The total area of the Suburbs admeasures about 43,398 acres or 67.81 sq. miles and has a population of 5,10,250 as per 1951 Census. The mid-year estimated population for 1956 was 6,75,000. The density of population roughly came to 15.5 per acre.

The number of live births recorded during the year was 22,239 (11,569 males and 10,670 females) which was more by 1,904 than that during the previous year (20,335). Still births reported during the year were 708 or 3.2 per cent. of live births. The total number of deaths registered from all causes during the year was 5,835 (3,145 males and 2,690 females) as against 5,932 in the previous year, showing a decrease of 97. Deaths among infants under one year of age numbered 1,576 which decreased by 217 against the number in the preceding year (1,753). The infant mortality rate for the year was 70.9 per 1,000 live births as against 86.2 for the previous year. Birth rate was 43.6 and death rate was 11.4 per 1,000 population giving a natural increase of 32.2 per 1,000.

Deaths due to communicable diseases were Small-pox 8, Enteric fever 41; Malaria 3; Influenza 2; Tuberculosis 295; Dysentery 37; and Diphtheria 24. No deaths were reported from Plague and Cholera. Two deaths resulted from Cerebro-Spinal Meningitis. No case of Poliomyelitis was reported during the year. It is reported that the sanitary conditions in the merged areas improved in several aspects. Licences were issued to all such trades as were found conducted in the Municipal limits with a view to enforcing on them the minimum hygienic and sanitary requirements.

The Publicity Section of the Public Relations Department in which the former Health Publicity Section of the Public Health Department was merged in February 1956 organized 75 health education film-shows in addition to 83 mass-vaccination, 60 mass-anti-typhoid and 2 mass anti-plague inoculation campaigns.

The scheme for the supply of milk on Sundays to children under 12 years of age was continued as before at 21 centres and on an average 7,770 children received the milk feed on Sundays. Supplementing the milk-feed with snacks was continued during the year in Municipal Schools and in all 8,550 under-nourished children from 68 Municipal Schools received 8 ozs. of toned pasteurized milk each, on every school working day. The total expenditure incurred during the year on the supply of milk and snacks amounted to about Rs. 2,07,462.

There were in all 11 Municipal Dispensaries rendering Medical Relief in the merged Suburban area during the year. Proposals to construct a twenty-bedded Maternity home in the compound of the N. J. Wadia Dispensary, Andheri and a fifty-bedded General Hospital at Rajawadi, Ghatkopar, have been sanctioned and the construction of the latter has been in progress. A new Municipal Maternity Home in the compound of the N. J. Wadia Dispensary, Ghodbunder Road, Andheri, is proposed to be started shortly.

In addition to the two dispensaries and Maternity Wards attached to the two Hospitals at Bandra and Kurla, there are 9 free Municipal dispensaries in the Suburban areas. Three mobile dispensary units rendered medical relief in the villages in the Suburbs according to a planned programme. The total number of new patients treated in all the dispensaries including two mobile units and the Municipal Mobile Unit was 3,07,505 whereas the total out-patient attendance was 14,95,135.

66. The Conservancy services comprising cleansing of roads and footpaths, collection, removal and disposal of refuse and night soil, licensing and destruction of dogs were carried out satisfactorily during the year.

Street Cleansing and Conservancy.

There were 22 vehicles including a trailer for the collection and removal of refuse. The total surface of roads, footpaths and open spaces cleaned during the year was 37.46 lacs square yards. The increase was due to the addition of roads and taking over of the roads in the Government housing colonies at Chembur, Ghatkopar, etc. 52,699 tons of refuse were collected during the year, out of which 49,207 tons were utilized for reclamation of Municipal lands and 3,012 tons were sold to private parties for filling up wells and low-lying lands.

10,913 gallons of night soil were removed daily and 3183.2 lacs gallons of cesspool contents were removed during the year by the suburban conservancy staff. The night soil and cesspool contents were continued to be disposed of at the four depots, discharging the same at various points into the creeks except for small quantity used for composting at Ghatkopar in dry season.

In pursuance of the policy to improve the methods of disposal of ecrementitious matter, the work of construction of night soil depots with hoppers was started at the purification works situated at Andheri Versova Road.

2,079 dog licences were issued as against 2,087 in the previous year and 3,812 dogs were caught and removed to the Lethal Chambers, Mahalaxmi, during the year.

17 scavengers were detailed for rat destruction work as in the previous year. This staff caught 41,309 rats from the suburban areas and attended to rat pest complaints.

Removal and Disposal of carcasses.—The right of removing and disposing of carcasses for H Ward, including Bandra Slaughter House, but excluding Koly-Kalyan and Kurla Railway goods shed and yard, was entrusted to a contractor. The Madhavis operated in the rest of the villages.

21 Animals (4 large and 17 small) were removed through Municipal Agency.

The newly constructed conservancy staff quarters consisting of 32 tenements at Kurla were allotted to the staff. The work of providing electricity in the Conservancy staff quarters at Kurla (Old Chawls) was completed. Proposals for providing electricity at quarters at Khar and Andheri and the new chawls at Kurla were sanctioned. The proposals for construction of staff quarters at Ghatkopar, Versova and Bhandup were also sanctioned.

No additional welfare centres were opened during the year, however, the existing centres worked satisfactory.

The income earned through different sources by the Conservancy Branch was Rs. 1.85 lacs.

Veterinary Dispensary at Khar.—This dispensary was taken over by the Corporation from the ex-Bandra Municipality to which the building was donated by Seth Dayabhai Amarshi in memory of his daughter Smt. Nandubai in the year 1934 for treating dumb animals.

The Junior Veterinary Inspector who is in charge of the Dispensary and the Municipal Bullock Stable at Khar carried out the inspection of the milch cattle stables in H Ward (Bandra).

The number of animals treated and inoculations done during the year was 6,461 and 44, respectively, and the revenue realised during the year was Rs. 2,523.

During the year, the fleet of motor vehicles of Municipal Transport in the suburbs consisted of 202 vehicles.

During the year 3 new vehicles were purchased. 1 vehicle which had served its useful life and was found uneconomical to maintain was scrapped.

67. With effect from 1st February 1957, the ex-local bodies, viz., Goregaon, Dahisar, Malad, Kandivli, Borivli and Mulund and the 34 villages of the District Local Board, Thana, referred to in Schedules I and II of the Bombay Act LVIII of 1956, merged with the Municipal Corporation of Greater Bombay.

Extended Suburbs.

The financial position of all these local bodies was quite disheartening and unsound except that in the case of ex-Borivli Municipality. They were taken over with a deficit balance

of Rs. 1.19 lacs with several undischarged liabilities. The *ex-Borivli* Municipality had a big surplus of Rs. 1.67 lacs.

The accounts for 2 months after merger, *i.e.*, upto 31st March 1957 were maintained on the premerger lines of the respective *ex-local* bodies. The income, expenditure and surplus in respect of the transactions for the period were Rs. 3.53 lacs, Rs. 3.08 lacs and Rs. 0.45 lac respectively. The Surplus Cash balance as on 31st March 1957 thus worked out to Rs. 0.94 lac as against the estimated closing balance of Rs. 2.03 lacs. The liabilities to the extent of Rs. 0.90 lac pertaining to the period prior to 31st March 1957 are to be met from this balance. No Loans were outstanding at the time of merger and no loans were raised upto 31st March 1957.

68. This year also the Municipal Chief Auditor's Report has not been included in the Municipal Commissioner's Administration Report, as required by Section 137(4) of the Bombay Municipal Corporation Act, as it was not received in time. The Standing Committee feel that every effort should be made to comply with the statutory provisions by the departments concerned. The Municipal Chief Auditor's Report would have been of much help to the Standing Committee while studying the report of the Municipal Commissioner. The report, however, will be forwarded to the Corporation separately when received.

69. In conclusion, the Standing Committee desire to record their appreciation of the very valuable services rendered by Shri P. R. Nayak, I.C.S., whose high administrative abilities and financial acumen were of great help to the Committee. The Committee also place on record their appreciation of the services rendered by the other Municipal Staff.

MUNICIPAL CORPORATION OFFICE, }
BOMBAY, 9th July 1958. }

P. T. BORALE
Chairman, Standing Committee.

ADMINISTRATION REPORT OF THE SUBURBS FOR THE YEAR 1956-57

1. The Municipal Administration in the Suburbs was in charge of Shri A. H. K. Shaikh, B.A., Deputy Municipal Commissioner (Suburbs). He, however, proceeded on leave preparatory to retirement from 1st April 1956 to 26th June 1956 and retired from the Municipal service from 27th June 1956. Shri H. T. Sadhwani, B.Sc., LL.B., I.A.S., acted as Deputy Municipal Commissioner (Suburbs) during the leave period of Shri Shaikh, from 14th April 1956 to 26th June 1956 and was appointed as Deputy Municipal Commissioner (Suburbs) from 27th June 1956 for a period of three years in all from 14th April 1956.

II.—HEADS OF DEPARTMENTS.

2. Shri R. G. Advanikar held the post of the Assistant Accountant from 1st April 1956 to 30th April 1956, Shri V. R. Kelkar from 1st May 1956 to 24th May 1956, Shri D. R. Pimpalkhare, B.Sc., G.D.A., from 25th May 1956 to 10th June 1956, Shri Advanikar from 11th June 1956 to 7th October 1956, Shri V. R. Kelkar from 8th October 1956 to 16th December 1956, Shri R. G. Advanikar from 17th December 1956 to 20th January 1957 and Shri V. R. Kelkar from 21st January 1957 to the end of the year respectively.

3. Shri E. P. Mascarenhas, B.E., A.M.I.E., held the post of the Assistant Engineer, 1st Grade (Suburbs) from 1st April 1956 to 12th March 1957 when he retired from the Municipal service due to superannuation and Shri D. D. Davalbhakta, B.E., was appointed to this post from 13th March 1957 and continued in the post till the end of the year.

4. (i) Shri D. R. Bhise, B.E. (Civil), A.M.I.E., held the post of the Assistant Engineer (West Division) Water Works upto 6th June 1956 and Shri D. D. Davalbhakta, B.E., from 7th June 1956 to 12th March 1957 and Shri M. N. Chinoy, L.S.E., A.M.I.B.E., from 13th March 1956 till the end of the year.

(ii) Shri A. B. Paramanand, B.E. (Civil), A.M.I.E., (India) held the post of the Assistant Engineer (Eastern Division) Water Works from 1st April 1956 to 31st October 1956, Shri M. N. Gundappa, B.E., from 1st November 1956 to 2nd December 1956, Shri M. N. Chinoy from 3rd December 1956 to 16th December 1956, Shri V. J. Mistry, B.E., from 17th December 1956 to 31st December 1956, Shri M. N. Chinoy, B.E., A.M.I.B.E., from 1st January 1957 to 12th March 1957 and Shri V. M. Patki, D.C.E., from 13th March 1957 till the end of the year.

(iii) Shri R. V. Abreu, B.Sc., B.E. (Civil), A.M.I.E. (India) held the post of the Assistant Engineer (Construction) (Suburbs) from 1st April 1956 to 6th June 1956 and Shri C. Soares, B.E., from 7th June 1956 to 31st July 1956 and Shri B. D. Mehta, B.E., from 1st August 1956 till the end of the year respectively.

5. Shri A. W. Shanbhag held the post of the Deputy Assessor and Collector (Suburbs) from 1st April 1956 to 30th April 1956 and Shri B. G. Jadhav from 1st May 1956 to 12th June 1956 and Shri A. W. Shanbhag again from 13th June 1956 to 2nd September 1956 and Shri B. G. Jadhav from 3rd September 1956 till the end of the year.

6. Dr. G. N. Kowshik, M.B.B.S., B.Hy., D.P.H., held the post of the Deputy Executive Health Officer in the Suburbs throughout the year except for a period from 11th September 1956 to 25th October 1956 when Dr. M. Sequeira was appointed to act for him.

7. Shri N. J. Alvares, M.A., LL.B., held the post of the Assistant Superintendent of Licences, Shops and Establishments (Suburbs) from 1st April 1956 to 13th January 1957 and Shri N. S. Kharkar, B.A., was appointed to this post from 18th January 1957 and he continued in this post till the end of the year.

8. Shri V. G. Sukhtankar, B.A., held the post of the Assistant Superintendent of Markets (Suburbs) throughout the year.

9. Shri N. J. Alvares, M.A., LL.B., was appointed to the newly created post of the Deputy Public Relations Officer (Suburbs) with effect from 14th January 1957 and he continued in this post till the end of the year.

10. Shri D. E. Waskar, held the post of the Assistant Head Supervisor (Suburbs) throughout the year.

III.—FINANCIAL.

(000 Omitted).

According to the Budget Estimates the Income, Expenditure and Deficit for the year were estimated at Rs. 1,56,94, Rs. 1,80,98 and Rs. 24,04 respectively. However, the actual income realised was Rs. 1,69,25 and the expenditure incurred was Rs. 1,68,78 resulting in a surplus of Rs. 47 at the end of the year. The actual income realised *viz.*, Rs. 1,69,25 showed an increase of Rs. 12,31 over the estimated income of Rs. 1,56,94. The actual expenditure for the year was Rs. 1,68,78.

The incidence of taxation per head for the year was Rs. 33-3-7 as against Rs. 25-2-5 in the preceding year.

Incidence of Taxation.

The net unhypothecated Surplus Cash Balance on 31st March 1957 (including the minimum required by law) was Rs. 71,60 against the opening balance of Rs. 81,14 on 1st April 1956.

Surplus Cash Balance.

The total amount of grants (including Budget grants Rs. 1,80,98, Renewed grants Rs. 22 59 and additional grants Rs. 21,607 was Rs. 2,25,17 which the expenditure amounted to Rs. 1,68,78 leaving an unexpended balance of Rs. 56,39. Out of this, grants aggregated to Rs. 31,94 were reserved for being renewed for expenditure in 1957-58 while Rs. 24,45 were treated as savings.

Expenditure Grants.

The expenditure on Capital Works during the year amounted to Rs. 43,26 as against Rs. 172,72 provided for in the Revised Estimates under this head.

Loan works expenditure.

During the year a loan of Rs. 42 lacs was raised by public subscription at 4 per cent. with 12 years' currency.

Loan floated during the year.

The Loan Liabilities of the Corporation in respect of Budget 'D' at the close of the year stood at Rs. 2,62,11. The total sinking fund required upto 31st March 1957 was Rs. 36,89, but actual value was Rs. 38,30 as under :—

	Rs.
Public Securities of Market Value	... 38,16
Interest accrued on the above securities upto 31st March 1957	... 14
In Cash
	Total ... <u>38,30</u>

Details of Net Revenue and Net Expenditure for 1956-57 are shown below :—

Particulars.	(Full Figures) Rs.
Net revenue after deducting refunds, drawbacks and charges in respect of Assessment and Collection and granting of refunds—	
General Tax	... 61,08,993
Returns from Properties and Miscellaneous	... 5,54,389
Water Works	... 5,35,804
Street Cleansing and Conservancy, Road Watering and Halalkhore Service	... Dr. 21,33,625
Wheel Tax and Tolls	... 5,53,098
Fire Tax	... 1,72,284
Markets and Slaughter Houses	... 3,11,182
Licensing and Removal of Encroachments etc., and Theatre Tax	... 2,67,594

Contribution from Capital Fund to Revenue on account of Loan Works Staff	...	2,14,951
Rebate from Government on Account of Collection of Urban Immoveable Property Tax in Suburbs	...	24,307
Grants-in-Aid from Government	...	8,22,771
Share of Budget 'A' for Town Duty	...	16,87,867
	Total ...	<u>91,19,615</u>
Net Expenditure after deducting Receipts—		
General Superintendence	...	2,88,656
Education (Primary)	...	16,31,317
Education (Secondary)	...	5,154
Public Health	...	7,99,323
Medical Relief and Education	...	5,79,959
Roads, S. W. Drains and Public Lighting	...	22,81,799
Mechanical	...	848
Buildings, Land Acquisition and Management	...	2,97,452
Gardens and Open Spaces	...	59,342
Miscellaneous	...	8,03,199
Provident Fund, Pension, Gratuities and Compassionate Allowances...	...	2,77,818
Urban Immoveable Property Tax on Municipal Properties
Dearness Allowance	...	19,73,326
Grants-in-Aid to Public Institutions	...	73,986
	Total ...	<u>90,72,179</u>
	Surplus ...	<u>47,436</u>
	Total ...	<u>91,19,615</u>

FINANCIAL.

(Extended Suburbs)

(000 Omitted).

The *ex-local* bodies of the Extended Suburban area, *viz.*, Goregaon, Dahisar, Malad, Kandivli, Borivli and Mulund and the 34 villages of the District Local Board, Thana, referred to in Schedules I and II respectively of the Bombay Act LVIII of 1956, merged with the Municipal Corporation of Greater Bombay with effect from 1st February 1957.

The financial position of all the *ex-local* bodies, except of the *ex-Borivli* Municipality, at the time of merger, was quite disheartening and unsound, as they were taken over with a deficit balance of Rs. 1,19 with several undischarged liabilities pertaining to the period preceding the merger, as their resources were not sufficient to meet the liabilities incurred. The *ex-Borivli* Municipality had a big surplus of Rs. 1,67.

The accounts for 2 months after merger, *i.e.*, from 1st February 1957 to 31st March 1957 were maintained on the pre-merger lines of the respective *ex-local* bodies. According to the schedule of expenditure for 1956-57 framed tentatively immediately after merger, the closing balance as on 31st March 1957 was estimated to Rs. 2,03. The actual opening balance as on 1st February 1957 amounted to Rs. 49. The income, expenditure and surplus in respect of the transactions for 2 months from 1st February 1957 to 31st March

1957 are Rs. 3,53, Rs. 3,08, and Rs. 45 respectively. The surplus cash balance as on 31st March 1957 thus works out to Rs. 94 as against the estimated closing balance of Rs. 2,03. The outstanding liabilities to the extent of about Rs. 90 pertaining to the period prior to 31st March 1957 are to be met from this balance.

No loans were outstanding at the time of merger and no loans were raised during the period from 1st February 1957 to 31st March 1957.

IV.—ASSESSMENT AND COLLECTION (Suburbs).

The rates of taxes during the year under report were :—

General Tax $17\frac{1}{2}$ per cent. (which includes $\frac{3}{4}$ per cent. Fire Tax) and Halalkhore tax at 3 per cent. of the rateable value. The General Tax was levied at 14 per cent. of the rateable value of properties in 12 villages specified in List I of the Bombay Act XXX of 1951 (An Act to amend Bombay Municipal Corporation Act) as per provisions contained in Bombay Act XL of 1956 and on properties occupied for industrial purposes in the area specified in List II thereof and at 10 per cent. on all the other properties in the areas specified in the said list II of that Act.

The rates for water supplied by meter measurement varied from Annas 12 to Rs. 2-6-0 per 1000 gallons.

The total number of properties was 41,890 as against 40,819 in the previous year showing an increase of 1,071.

The rateable value of all the properties was Rs. 494.60 lacs as against Rs. 497.22 lacs for the previous year. The decrease was due to the modification of values of about 250 properties owned by Messrs. Burmah Shell Refineries Ltd. Standard Vacuum Refining Co. of India Ltd., and the Bombay Housing Board on the investigation of complaints. The rateable value thus worked out to Rs. 96.93 per head of population as against Rs. 97.45 in the preceding year.

The total number of bills for property taxes and wheel tax issued during the year was 1,01,995 and 20,099, respectively. The bills issued for water charges were 21,935. The amount collected against a nett total demand of Rs. 2,05,97,102 including arrears of Rs. 1,05,01,188 for years prior to 1st April, 1956 was Rs. 1,38,56,680. In all 3,598 claims for refund of taxes were admitted during the year and an amount of Rs. 96,081 was allowed on that account.

There were 3,636 complaints against the rateable value of the properties during the year of which 2,288 were received under Section 167 and the remaining 1,348 under Section 162 of the Bombay Municipal Corporation Act. There were 52 appeals against rateable values under Section 217 of the Act. Of these 2 were withdrawn, 9 were compromised and 41 were pending on 31st March, 1957.

V.—CITY ENGINEER'S DEPARTMENT (Suburbs).

PUBLIC WORKS.

A.—Upkeep, maintenance and repairs.

(i) *Buildings*.—The total expenditure incurred on normal repairs including monsoon repairs, on about 115 Municipal Buildings in the Suburbs amounted to Rs. 48,591. Plans and estimates amounting to Rs. 33,25,386 for repairs and new works were prepared during the year.

(ii) *Roads*.—The roads in the suburbs measuring about 191.68 miles comprising 21.30 miles of water bound roads 148.12 of asphalt, 6.05 of concrete and 16.21 of unmetalled type were maintained. The cost of maintenance of asphalted roads comes to Rs. 4,99,067. Existing 33 roads were asphalted at a cost of Rs. 1,41,744.

(iii) *Street Lighting*.—During the year the number of lights increased from 5,823 to 6,210 and the expenditure rose from Rs. 4,39,908 to Rs. 5,11,793. All lights below 60 watts were replaced by those of 60 watts and were allowed to burn throughout the night. It is proposed to install 250 watts high pressure mercury vapour lamps along Ghodbunder Road, and Bombay Agra Road.

(iv) *Sewers and Drains.*—Sewers and drains were cleaned, the total silt removed during the year being 61,300 C.ft. Work of covering open storm water drain along Old. Agra Road was completed during the year.

(v) *Miscellaneous.*—(a) *Ferry service.*—Ferry service between Versova and Madh Island was maintained satisfactorily. Total receipts during the year amounted to Rs. 17,167 as against the expenditure of Rs. 16,718.

B.—Construction works under 'Loan Works.'

(i) Works in connection with the construction of roads, buildings, sewers, storm water drains, etc., were carried out as per details shown in Appendix A5. Action under Section 377(A) of the Bombay Municipal Act was taken for the improvement of two roads.

(ii) From the 'Village amenities fund' about 38 works mainly concerning improving the roads and passages, providing drains etc., were carried out. Public sanitary conveniences were provided at Golibar, Nawapada, Anik and Ghatla villages, and Ghatkopar.

C.—Inspection and supervision of private buildings.

(i) 1,603 applications were received for the erection of new buildings and for additions and alterations to the existing ones.

Total number of new buildings constructed by private enterprise were 444, and that by co-operative housing societies 34. No structures were constructed by employers for their employees. 611 Building completion certificates were received, and 232 buildings were sanctioned for occupation.

(ii) *Unauthorised construction.*—During the year, sanction of the Standing Committee was obtained in 139 cases for the removal of unauthorised works.

(iii) *Complaints from Public.*—In all 1,654 complaints were received and attended. As a result 1,401 notices had to be issued under different Sections of the Municipal Act.

(iv) *Building Collapses.*—21 buildings or portions thereof collapsed during the year and as a result 6 persons were injured and 2 died.

(v) *Cement for Private Owners.*—Authorisations for release of 584.16 Tons of cement for repair works were issued.

(vi) *Survey Branch.*—The Survey branch continued working satisfactorily. Records were kept upto date and some new areas like Takia Ward (Kurla), portions of extended suburbs, Sion-Trombay Road, Jhuhu-Tara Road, Old Nagardas Road, Kurla-Andheri Road, etc., were surveyed.

D.—Town Planning Schemes.

Arbitrators have declared awards for Town Planning Scheme No. X (Bandra), Ghatkopar No. III and Santacruz No. VI. Award for Scheme No. V Santacruz was awaited.

Town Planning Schemes Bandra Nos. II, III, IV, and V, Ghatkopar No. I, and Santacruz Nos. III and IV were varied during the year. Town planning scheme Andheri No. II duly varied was sanctioned by the Government.

252 applications for commencement certificates were received during the year.

E.—Transport Branch.

(i) There were 20 vehicles directly under the charge of Assist. Engineer Transport (Suburbs). One street watering lorry and two school buses were purchased. One old vehicle was scrapped. Total No. of vehicles at the end of the year was 22.

(ii) *Garaging.*—Vehicles were garaged at three places *viz.*, Santacruz, Kurla, and Ghatkopar. A scheme for construction of suitable garages at Kurla and Santacruz was under consideration.

F.—Sewerage Scheme

(i) During the year construction of sewers was carried out mainly in Juhu-Vile-Parle and Ghatkopar-Chembur Towns.

(ii) Pumping stations & Purification works :—

The Civil Engineering works of Versova pumping station and purification plant were nearing completion. The plans and estimates for pump house at Khar were sanctioned. An 18" C.I. rising main was laid from Kurla pumping house to Dharavi Purification Plant. Purification plant at Ghatkopar was completed. Total expenditure on all the drainage works inclusive of sewers, pumping stations, purification plants etc., amounted to Rs. 17,18,733.

(iii) Subvention Scheme :—Privies were converted into W.C.'s during the year, total amount of subvention paid during the year being Rs. 90,000.

(iv) Drainage Street Connections—In all 155 connections were given at a cost of Rs. 21,579.

G—STREET CLEANSING AND CONSERVANCY.

The main services of the Conservancy branch comprise cleansing roads and foot-paths, collection, removal and disposal of refuse and night soil, dog licensing, destruction of rats and stray dogs etc.

(i) **Cleansing of roads and footpaths.**—Total area swept during the year was 37,46,464 Sq. Yds. There was also increase in the area of roads conserved twice daily.

(ii) **Collection, removal and disposal of refuse.**—Out of 52,699 tons of refuse collected in 737 dust-bins and 78 dumping places, 49,207 tons was utilised in reclaiming low-lying Municipal land. About 3,012 tons was sold to private parties Remaining was disposed of by incineration or trenching.

(iii) **Collection, removal and disposal of night-soil**—Owing to the extension of Sewerage schemes 1,475 privies were gradually converted into water-closets or were demolished. About 10,913 gallons of night-soil was collected daily and was disposed off at different depots and or discharged into the creeks.

(iv) **Dog licensing and destruction.**—During the year 20,79 licences were issued and 3,812 ownerless stray dogs were sent to Lethal Chambers at Mahalaxmi for destruction.

(v) **Rat destruction.**—17 scavengers were engaged for work of collection of rats. Total number of rats caught was 41,309.

(vi) **Removal and disposal of carcasses.**—21 animals, 4 large and 17 small, were removed.

(vii) **Labour Welfare.**—Proposals for constructing additional staff quarters at Ghatkopar, Versova and Bhandup were sanctioned. There were no additions in the welfare centres, but the existing ones were maintained.

(viii) **Veterinary dispensary, Khar.**—During the year 6,461 animals were treated and 44 anti-rabic inoculations were given.

VI—WATER WORKS (SUBURBS)

(1) The Water Works Department in the Suburbs comprises of (a) Distribution and Maintenance Branch, Western Suburbs (b) Distribution and Maintenance Branch, Eastern Suburbs and (c) Construction Branch for Eastern and Western Suburbs. The first two-mentioned branches deal with distribution and maintenance of water supply in the Suburban Wards viz., "H" Ward comprising of Bandra, Khar, Danda, Santacruz and Kallina, "K" Ward comprising of Juhu, Vile Parle, Andheri Marol, Versova, Jogeshwari and Majas, "L" Ward comprising of Kurla "M" Ward comprising of Chembur and Trombay and "N" Ward comprising of Ghatkopar, Vikhroli and Bhandup. The Construction Branch deals with the laying of water mains and others construction works including the works carried out by contract.

With effect from 1st February 1957 the limits of Greater Bombay have been extended to include the additional areas upto Dahisar on the Western side and upto Mulund on the Eastern Side, the total area of Greater Bombay now being 184 sq. miles, i.e. an increase of 90 sq. miles.

(2) The suburbs are supplied water by gravity from the four lakes viz., Tansa, Vehar, Tulsi and Vaitarna, through several tapping points from the trunk mains feeding the Western Suburbs are served by 24" Tulsi main which is augmented from the 57" East and West Tansa main, the average daily supply being 10.42 million gallons. The Eastern Suburbs are supplied water through ten tappings on the 48" <32" <24" Vehar main, the total average daily supply being 11.97 million gallons. During the year 8,156 million gallons of water were supplied to the Suburban areas.

(3) 833 New connections were granted during the year. The total number of stand pipes in the Old Suburban limit was 384 of which 142 were for the gratuitous use of public and the remaining were on payment. There were 1,110 short supply complaints which were promptly attended to.

(4) 4,708 Disconnection Orders were issued out of which 603 connections were cut off for non-payment of Municipal dues and the remaining disconnection orders were not executed as in most of the cases the dues were paid in time. 626 notices were issued for defective fittings, and in 53 cases, where the owners failed to carry out the works within time, prosecutions were launched.

MAINTENANCE WORKS

(5) The pumping sets at Mala, Bandra Hill, Andheri Naka, Jogeshwari and Ghatla were maintained during the year, together with 118.9 miles of water mains of sizes varying from 3" to 36" There were 18 bursts which were promptly repaired. 1,742 works pertaining to chokes in service pipes, communication pipes, fire hydrants, etc. were carried out. 329 million gallons of water were supplied gratuitously to the public through 142 stand pipes. 76 wells were maintained during the year.

(6) A total number of 15,087 pipes and 56,101 fittings of galvanized iron, stop taps, bib taps, etc., were tested at the Water Works Offices, at Bandra and Ghatkopar.

METERS

(7) A total number of 1,301 Municipal and Private Meters of different sizes were tested at Ghatkopar and Bandra Testing Shops. 8,326 Municipal meters were maintained during the year. 2,080 meters of sizes varying from ½" to 8" were ordered during the year.

CONSTRUCTION BRANCH

(8) For improvement of water supply to the Suburbs about 9.8 miles of water mains of sizes varying from 3" to 30" were laid. In addition to this a W. C. Block at Andheri Reservoir, Mala Pump House, 8 Unit Staff Quarters with Sanitary Blocks at Vakola were constructed during the year. A number of works were carried out on behalf of private parties and other departments of the Corporation.

(9) A number of works are included on the first stage of the Master Plan for improvement of water supply to the suburbs. Out of this the work of laying 27" main at Bandra Slaughter House was taken in hand but the progress was considerably retarded due to non-availability of the cast iron pipes.

VII.—LICENCE DEPARTMENT

Licences. Licences and permits issued during the year numbered 6,454 against 6,292 in the year 1955-56, and the fees realised therefrom amounted to about Rs. 2,39,704 as against approximate figure of Rs. 1,95,654 during the preceding year. At the end of the year an amount of about Rs. 17,895 was found awaiting sanction from A. A. (Subs). to the adjustments put up in respect of 80 licences as compared with a sum of about Rs. 57,461 in respect of 469 licences in the previous year. During the year under report the loss of revenue incidental to the disuse or demolition of the old licensed premises amounted to about Rs. 2,849 as against loss of about Rs. 5,257 in the previous year.

Sky-signs and Advertisements. The total number of permits issued for exhibiting the sky-signs and advertisements was 581 which realised about Rs. 30,347 while corresponding figures for the previous years were 721 of permits and about Rs. 33,958 as realisation of fees thereof.

Hawkers & Squatters The total number of hawkers and squatters receipts issued during the year was 4,050. The fees realised amounted to about Rs. 45,881 against Rs. 48,490 collected in the previous year.

During the year, the Licence Department instituted 787 prosecutions for offences under Section 328, 328A and 394 of the Bombay Municipal Corporation Act as against 422 during the previous year. The total amount of fines inflicted in 86 cases was about Rs. 1,360 as against Rs. 3,401 in the previous year in 114 cases of conviction.

Shops & Establishments.

Registration. The total number of establishments as on 31st March 1957 stood at 12,261 as against 11,591 on 31st March 1956.

1,260 new applications for registration were received during the year against which 590 establishments had either been closed down or changed hands, hence the net addition of 670. The registration fees amounted to about Rs. 2,408 as against Rs. 2,572 in the previous year.

Inspections and Prosecutions. During the year under report 18,066 visits were paid to various establishments. 119 complaints were received in addition to 2 pending from the previous year. Of these, 117 complaints were investigated and disposed off leaving 4 pending at the close of the year. For checking the provisions of the Act 116 mass raids were carried out. In all 650 prosecutions were launched during the year realising an amount of about Rs. 16,620 as fines, leaving 71 cases pending at the close of the year including 9 on Dormant file and one on 'Proceeding stayed' file.

Grant-in-aid. The grant-in-aid received for the year 1955-56 was about Rs. 16,355 and about Rs. 2,572 were received by way of Registration fees and fees for notices of change. The total expenditure incurred on the Administration of the Act was about Rs. 72,666.

Theatre Tax. The realisation of Theatre Tax during the year under report amounted to about Rs. 92,986.

Payment of Wages Act, 1936—This Act has been made applicable from 1st April 1955 to the establishments coming under the Shops and Establishments Act, 1948. For the administration of this Act one Inspector and one Clerk have been appointed, who were continued during the year under report. 82 complaints were received during the year under report, out of which 79 were disposed off by effecting compromise between the employers and employees resulting in payment of dues. Three complaints remained pending at the end of the year.

VII—MARKET DEPARTMENT (SUBURBS).

There are 16 Municipal Markets and 2 Private Markets in the Suburbs.

The following improvements were made in the Municipal Markets during the year under report :—

- (1) Vegetable section of Santacruz Market was converted into Fish Section.
- (2) The work of providing a direct connection from the Municipal Main at Sion-Trombay Road to Water Storage Tank at Chembur Market has been completed.
- (3) A compound wall has been constructed along the south side of Andheri Market.
- (4) Hooks were provided for hanging carcasses at Kasaiwada, Kurla.

In all five Municipal Slaughter Houses were functioning during the year. 4,850 buffaloes, 628 cows and bullocks and 75,135 sheep and goats were brought for slaughter at different Slaughter Houses out of which 355 buffaloes, 151 cows and bullocks and 994 sheep and goats were rejected on ante-mortem examination.

The total approximate weight of dressed meat of buffaloes, cows and bullocks was 1,137.5 tons and that of sheep and goats was 304.5 tons.

The total meat destroyed at Kurla Slaughter House was 2.05 tons during the post-mortem examination.

In all 76 raids were carried out for detecting unauthorized slaughter of animals in the suburbs. In all 63 cases were filed and all resulted in conviction. The total amount of fines inflicted was Rs. 1,827. The total amount realized by the auction sale of confiscated animals was Rs. 468-5-9.

The amount realized during the year under report under different items of revenue has been shown in Appendix 'C'.

IX—GARDEN DEPARTMENT (Suburban)

There are 12 gardens in the suburbs and 2 additional sites were developed during the year under Report.

Children's play apparatus were provided in three gardens and nine mercury vapour lamps provided at the Juhu Gardens.

999 trees were planted on public roads and 127 c.c. mosaic Benches were provided in the suburban gardens. Six Government Housing Board Colonies were taken over for planting and maintaining trees.

1 vocal music, 6 band and 13 orchestra programmes were arranged for the suburban gardens.

X—EDUCATION DEPARTMENT—(Subs.)

There were 98 Schools and 34 Classes on 1st April 1956. Two new Schools and 11 new Classes were opened, 7 Classes were converted into Schools, one School was converted into a Class and 3 Schools were taken over by the Municipality during the year under report. Thus, on the 31st March 1957, there were 109 Schools and 39 Classes in the Suburbs, with a strength of 43,700 pupils on roll at the end of the year. The highest number of pupils during the year was 46,394 at the end of August 1956 and the average number of pupils throughout the year was 36,447. Out of 109 Schools, 42 were Upper Primary Schools.

At the end of the year, there were 1,141 ordinary teachers and 27 Special teachers in the Suburban Schools as against 983 ordinary teachers and 21 Special teachers in the previous year. Out of 1,141 teachers, 974 (85.3%) were trained as against 839 (85.3%) in the previous year. The number of Municipal-owned School buildings in the Suburbs was 35 at the beginning of the year. One School building at Santacruz was constructed. Thus, the number of Municipal-owned School buildings rose to 36 in the Suburbs at the end of the year. Extensions were carried out to Station Kurla Marathi School and

Versova Marathi School. One plot at Ghatkopar and the other at Jogeshwari were acquired for the purpose of constructing School buildings. Four plots are under acquisition. The remaining Schools were accommodated in rented buildings.

Physical Education was imparted as per the curriculum laid down by Government. Various extra-curricular activities, *viz.*, Sharad Utsav, Vacation Libraries, etc., were conducted in Schools on the lines of the City Schools. As usual, Mass Drill Displays were also held during the year.

The work of enforcement of compulsion was being looked after by the Assistant Special Attendance Officer with the assistance of respective Superintendents of Municipal Schools and their subordinate Supervising Officers.

The total expenditure for the year amounted to Rs. 26,25,077 as against which an amount of Rs. 5,50,000 was received from Government. The Average Cost per pupil according to the number of pupils on rolls was Rs. 56.5 as against Rs. 55.1 in the previous year, while the average cost according to the Average number of pupils on Rolls for the whole year came to Rs. 67.8 as against Rs. 56.8 in the previous year.

An experiment on teaching on progressive lines was started during the last year under report in the Municipal Ghatla Marathi School, situated in a small village in Trombay. The experiment progressed satisfactorily with good results.

There were 67 Aided Schools at the close of the year with 545 teachers for 79,815 pupils. Besides these Aided Schools, there were 6 Recognised Schools with 44 teachers for 1,028 pupils.

The total expenditure incurred by the Suburban Aided Schools was 9,23,611. The average cost per pupil was Rs. 60.53 to the Aided Schools and Rs. 9.6 to the Corporation.

The total amount of grants assessed during the year was Rs. 2,11,176. However, the budget provision being less, recourse had to be taken to apply cuts to the assessed grants and the total amount recommended was Rs. 1,30,417.

Till the end of 1954-55 grants in favour of English Teaching Schools were being assessed on the basis of the expenditure incurred by those Schools on those Indian Christian children who claimed English to be their mother-tongue. This practice was being followed in accordance with the explanation to Rule No. 16 of the Grant-in-Aid Code, but however, this was not in consonance with the spirit of Article 30(2) read with Article 12 of the Indian Constitution. With the sanction of the Corporation, Grants-in-Aid for the year 1955-56 in favour of English Teaching Schools were assessed on the basis of expenditure on all the pupils of English teaching Schools as in the case of other Aided Schools. Government was requested to take steps to delete the explanation to Rule 16 of the Grant-in-Aid Code, which has since been done.

Extension of the Scheme of Free supply of Toned Milk to undernourished children in the Suburban Schools continued during the year and about 8,000 children received the benefit of milk feed, in addition to the snacks.

XI—PUBLIC RELATIONS DEPARTMENT (SUBS.)

There are two main sections, *viz.*, Publicity and Complaints and Services.

The first deals with the spreading of knowledge regarding hygiene, sanitation, etc., amongst the residents. Display of posters, distribution of leaflets, holding health exhibitions and showing films are some of the methods, utilized for this purpose. Necessary help is also rendered in cleansing and immunization campaigns. Thus during the year under report, 75 films were shown and active part was taken in about 142 campaigns against communicable diseases and 35 intensive cleansing drives.

The complaints and services section attended to various complaints received from the public as well as those detected by the Departmental officers. Thus about 1,200 complaints about Building repairs, 1,500 for road repairs, 1,610 about sanitation, 805 regarding water supply, 930 for drainage, 880 about conservancy and 180 miscellaneous, were attended to during the year.

XII.—PUBLIC HEALTH DEPARTMENT (Suburbs).

Area and Population.—The total area of the Suburbs is 43,398 acres, i.e., about 67.81 square miles and the population as enumerated in the Census of 1951 was 5,10,250 and the mid year estimated population for 1956 was 6,75,000.

Birth Registration.—The total number of births registered during the year was 22,239 as against 20,335 for the year 1955.

Death Registration.—The total number of deaths registered from all causes during the year was 5,835 as against 5,932 in 1955 showing a decrease of 97.

Infant Mortality.—Deaths amongst infants under one year of age numbered 1,576 as against 1,753 showing a decrease of 217.

The infant mortality rate per 1,000 live births registered was 70.9 for the year 1956 as against 86.2 for the previous year.

Infectious Diseases.—No deaths were reported from Plague and Cholera. There were two deaths from Cerebro-spinal meningitis.

There were 8 deaths from small-pox, 41 from enteric fever, 2 from Influenza and 295 from Tuberculosis.

Vaccination.—The number of primary vaccinations and re-vaccinations done was 26,306 and 46,887 respectively at the 26 vaccination Stations as against 24,474 and 55,153 in 1955.

Malaria.—Malaria caused 3 deaths.

Dysentery.—There were 37 deaths from Dysentery.

OTHER PRINCIPAL DISEASES

There were 120 deaths from diseases of the respiratory system, 20 from Bronchitis, 298 from diarrhoea, 1,229 from Pneumonia, 344 from congenital debility, 749 from senile debility and 24 from Diphtheria.

Medical Relief.—The Institutions rendering Medical Relief in the merged area are :—

The Municipal Hospitals.—One at Bandra and the other at Kurla with a total of 33 beds, medical and surgical.

The total number of new indoor patients admitted in the Hospitals was 10,267. The total attendance of indoor patients was 33,029.

Four Municipal Maternity Homes—one each at Ghatkopar and Chembur and two Maternity Wards attached to the two Hospitals at Bandra and Kurla—comprise a total of 81 Maternity beds. The total number of births at these Maternity Homes was 6,042.

There were 11 Municipal Free Dispensaries, one each at Kherwadi-Khar, Andheri, Jogeshwari, Vile-Parle, Versova, Old Kurla, Chembur, Bhandup and the out-patients Dispensaries attached to the two Hospitals at Bandra and Kurla. The number of new cases treated and total attendance at these dispensaries was 3,07,505 and 14,95,135 respectively.

The hired services of two Mobile Hospital Units of the People's Mobile Hospitals also rendered Medical Relief to outlying villages, etc., in the Suburban area, one in 'H' and 'K' Wards and the other in 'L', 'M' and 'N' Wards.

One Municipal Mobile Dispensary which was started from 8th August 1955 at Rajawadi, Ghatkopar continued rendering medical relief in those villages which are not served by the hired Mobile Dispensary Units of the Peoples' Mobile Hospitals.

To meet with growing demands on the medical relief institutions more free dispensaries at convenient sites are proposed to be established. The construction of 50 bedded General Hospital at Rajawadi, Ghatkopar, has already started. A 20-bedded Maternity Home in the compound of the N. J. Wadia Dispensary, Andheri, has been sanctioned and the construction of the building will be started soon.

Licensable Trades.—Licences were issued to all such trades as were found conducted within the Municipal limits with a view to enforcing on them the minimum of hygienic and sanitary requirements. Such enforcement necessitated statutory actions and prosecutions in several instances.

Food Sanitation.—This included supervision and control through licensing and enforcement of licence conditions in respect of food-shops and establishments, inspection of food stuffs exposed for sale and seizure and destruction of food found unwholesome or unfit for human consumption.

Health and Cleansing Weeks.—Health and cleansing weeks were arranged with the help of local social organizations, throughout the year. Localities were selected in turn for intensive cleansing and for rectification of sanitary defects noticed in the residential premises. T. A. B. inoculations and vaccinations against small-pox were carried out. Health education of the residents of these localities was carried out by exhibiting films on health and sanitation. Food sanitation work was also enforced. These campaigns have brought about appreciable improvement in the localities.

MILK IN SCHOOL SCHEME

A provision of Rs. 3,00,000 was made to meet the cost of the scheme in the Suburbs. Out of 13,334 children detected undernourished, only 8,550 children could be included in the scheme. Each child was given 8 ozs. of toned pasteurised milk per day. Snacks in the form of "Chikki" or fruits (chikus, bananas or oranges) were also given to these children from January to March 1956 and thereafter from 3rd September 1956 on all working days of the school to supplement the milk feed. A larger number of school children could not be included in the scheme as the required quota of milk was not available from the Milk Commissioner. Besides, a scheme of free distribution of milk on Sundays to children under 12 years was also continued during this year at 21 centres in the Suburbs and on an average 7,770 children received the milk feed on Sundays.

Stables.—Action was taken against the owners of the milch cattle stables for non-removal of dung, stable refuse, etc., to the Municipal dumping grounds.

Communicable Diseases.—Preventive measures such as anti-cholera and T. A. B. inoculations and vaccinations were continued.

Small-pox.—The incidence of small-pox was very low during the year. A few sporadic cases occurred during the usual seasons. The total number of primary vaccinations was 26,306 as against 22,239 births in the year in addition to 46,887 revaccinations.

Diphtheria Immunization.—In addition to preventive measures such as disinfection and immunization of contacts of cases admitted in the City Fever Hospital Arthur Road, immunization of children below the age of 10 years attending Municipal Schools was started from 28th August 1956 and 7,735 children were immunised.

GENERAL REVIEW

A Greater portion of the Suburbs being undrained and unsewered, statutory actions were continued wherever possible to enforce provision of appropriate and adequate sanitary accommodation.

Sanitary conditions in numerous villages "Gaothans" and outlying habitation have been far from satisfactory, but the intensive cleansing campaigns as well as the village improvement schemes have gradually improved conditions in several of them.

Slum areas like Khotwadi, Golibar and Jawahar Nagar in H-Ward, Kole-Dongri, Mogra, etc., in K-Ward and also other slum areas in L, M and N Wards were especially selected for Health and Cleansing campaigns.

V. L. GIDWANI,
Municipal Commissioner
for Greater Bombay.

FINANCIAL

(SUBURBS)

A.E./G.B./D2/27 of 12th August 1957.

Report from the Chief Accountant on the Accounts of the Bombay Municipal Corporation Suburbs for the year 1956-57.

The following statement summarises the transactions for the year pertaining to Revenue and the actuals for the preceding year:—

	1956-57			Actuals for 1955-56.
	Budget Estimates.	Revised Estimates.	Actuals.	
	Rs.	Rs.	Rs.	Rs.
Opening Balance	61,80,000	81,13,559	81,13,559	77,57,391
Income	1,56,94,008	1,67,38,202	1,69,25,608	1,57,54,891
Expenditure	1,80,98,046	1,90,95,972	1,68,78,172	1,41,73,331
	24,04,038 (Deficit)	23,57,770 (Deficit)	47,436 (Surplus)	15,81,560 (Surplus)
Balance	37,75,962	57,55,789	81,60,995	93,38,951
Reservation for advances <i>vide</i> para 2	...	+7,83,249	—10,00,685	—12,25,392
Closing Balance	37,75,962	65,39,038	71,60,310	81,13,559

2. The details of the Reservations for advances, etc., are:—

Increase in—	Rs.	Rs.
Renewed Grants	7,35,393	
Miscellaneous Advances	2,06,551	
Advances for Plant and Machinery	58,741	
Net Increase	10,00,685	

3 The net unhypothecated surplus cash balance of 31st March 1957 was as under:—

Liabilities.		Assets.	
	Rs.		Rs.
Advance for Plant and Machinery	3,89,614	Surplus Revenue Fund—	
Miscellaneous Advances	6,80,359	As per Appendix No. 2	82,30,323
Minimum required by Law	1,00,000		
Surplus Cash Balance	70,60,310		
Total	82,30,323	Total	82,30,323

4. The loan liabilities at the beginning and at the end of year were as under:—

Outstanding debt as on 1st April 1956	Loans raised during the year.	Repayment during the year.	Outstanding debt on 31st March 1957.
Rs.	Rs.	Rs.	Rs.
2,21,40,563	42,00,000	1,29,934-8-0	2,62,10,628-8-0

A loan of Rs. 42,00,000 was raised by public subscription in the month of October 1956 at 4 per cent. interest with a currency of 12 years, sanctioned under Corporation Resolution No. 626, dated the 6th August 1956 and G. R. No. Lon. 3256, dated the 28th September 1956.

The position of Sinking Fund is shown below:—

Amount of Fund on 31st March 1956.	Interest etc., realisation.	Sinking Fund Instalments.	Amount of Fund on 31st March 1957.
Rs.	Rs.	Rs.	Rs.
27,36,466	1,19,643	8,74,870	37,30,979

The value of securities held in the Sinking Fund Account on the basis of Market rates prevailing on 31st March 1957, including accrued interest and cash exceeded the actual amount of Sinking Fund by Rs. 1,40,644 which was held in the Sinking Fund Account.

INCOME

5. A detailed comparison between the Budget, Revised Estimates and the Actuals will be found in Appendix No. 3. The estimated income for the year as per the Budget Estimates was Rs. 1,56,94,008 against which the Actuals amounted to Rs. 1,69,25,608 resulting in increase of Rs. 12,31,600 over the Budget Estimates and of Rs. 1,87,406 as compared with the Revised Estimate, viz., Rs. 1,67,38,202. The reasons for increases and decreases are explained in Statement 'A'.

6. The position as regards income from General Tax, Water Tax, Halalkhore Tax will be seen from the sub-joined statement:—

	1956-57	1955-56	Increase
	Rs.	Rs.	Rs.
(1) General Tax (including Fire Tax)— Total collections booked	68,36,036	60,77,357	7,58,679
Deduct— Recoveries for previous years	24,22,129	17,09,084	7,13,045
Total	44,13,907	43,68,273	45,634
Add—Outstanding for the year at the close of the year	* 28,23,248	31,99,045	—3,75,797
Total	72,37,155	75,67,318	—3,30,163
(2) Water Tax and water charges by measurement and at compounded rates— Total Collections booked	38,24,193	38,03,472	20,721
Deduct— Recoveries for previous years	10,25,258	**6,86,900	3,38,358
Total	27,98,935	31,16,572	—3,17,637
Add—Outstanding for the year at the close of the year	*16,58,252	**11,94,963	4,63,289
Total	44,57,187	43,11,535	1,45,652
(3) Halalkhore Tax and for special service— Total Collections booked	9,02,211	6,80,097	2,22,114
Deduct—Recoveries for previous years	2,48,680	1,87,049	61,631
Total	6,53,531	4,93,048	1,60,483
Add—Outstanding for the year at the close of the year	*3,58,112	3,61,906	—3,794
Total	10,11,643	8,54,954	1,56,689
Net demand on account of Property Taxes inclusive of Refund	1,27,05,985	1,27,33,807	—27,822
The total outstanding on 31st March 1957 amounted to Rs. 48,39,612			

* As supplied by Dy. Assessor and Collector (Subs.).

** Figures changed as pointed out by M.C.A.

7. The final sanctioned grants amounted in the aggregate to Rs. 2,25,17,205 as follows:—

	Rs.
Budget Grants	... 1,80,98,046
Unexpended grants for previous year renewed for expenditure	... 22,59,298
Additional Grants	... 21,59,861
	Final sanctioned grants ... 2,25,17,205

The additional grants were mainly taken for (i) meeting the charges of S. T. lorries indented for removal of refuse, (ii) improving surfaces of certain roads in Suburbs by Recondo method, (iii) contribution of houses for Municipal employees-middle class and poor class in Suburbs, (iv) meeting the excess contribution payable to Education Fund under Section 126(C)(c) of the B. M. C. Act and (v) meeting the extra expenditure required to be booked under Dearness Allowance.

The transfers from one Budget head to another without affecting the total Budget provision for the year amounted to Rs. 2,56,950.

8. The final sanctioned grants for the year aggregated to Rs. 2,25,17,205 as stated above against which the actuals amounted to Rs. 1,68,78,172 leaving an unexpended balance of Rs. 56,39,033 at the close of the year. Of this a sum of Rs. 31,93,876 is renewed for expenditure during 1957-58 against Rs. 24,58,483 reserved in accounts of 1956-57 and the balance *viz.* Rs. 24,45,157 is treated as savings on final grants sanctioned as detailed in Appendix No. 4.

The heads under which the renewals are required will be found in Appendix No. 4. The details of renewal will be found classified according to the nature of service in the summary to Statement 'B'. The items contributing to decreases under various heads are shown in Statement 'B'.

9. The percentage of Establishment proper and of labour excluding Dearness Allowance, Pension and Provident Fund to the total expenditure for 1956-57 and the previous year are given below:—

	Percentage to total expenditure during	
	1956-57	1955-56
	%	%
	Rs.	Rs.
(1) Establishment proper including supervision	... 11.67	13.88
(2) Labour	... 9.61	11.97

LOAN FUNDS

10. The amount of new loan proposed in the Budget for 1956-57 and actually raised to finance the capital works expenditure including purchase of Plant and Machinery was Rs. 42 lakhs. A contribution of Rs. 7.48 lakhs was received from Government being 1/3rd of the expenditure incurred on the extension and improvement of (a) water supply, (b) sewerage (c) surface drains.

LOAN WORKS EXPENDITURE

11. The Opening Balance on the 1st April 1956 on account of Loan Funds, but excluding Trust Fund was Rs. 3,45,492. Adding to this Rs. 42 lakhs raised during the year and Rs. 7,48,000 received from Government as contribution the total funds available for expenditure were Rs. 52,93,492. The total expenditure incurred during the year amounted to Rs. 43,89,204 leaving an unspent balance of Rs. 9,04,288 in the Loan Funds at the close of the year.

12. The following statement contrasts the expenditure on capital works with the Budget and Revised Estimates during the last five years:—

Year.	LOAN AND TRUST FUNDS.			Percentage by which actuals fell short of Budget Estimates.	Percentage by which actuals fell short of Revised Estimates.
	Budget Estimates.	Revised Estimates.	Actuals.		
	Rs.*	Rs.*	Rs.		
1952-53	... 79,94,313	64,43,737	20,82,473	74	68
1953-54	... 75,31,812	1,17,14,583	52,08,536	31	55
1954-55	... 88,56,732	1,33,05,267	62,41,542	28	53
1955-56	... 1,02,40,272	1,78,46,414	69,53,760	32	61
1956-57	... 94,44,173	1,72,71,865	43,26,204	54	75

The above figures in Columns marked* do not include the amount on account of subvention and Discount and other charges on the new loan.

The Revised Estimates for 1956-57 adopted by the Corporation were for Rs. 1,75,16,865 including Rs. 1,15,000 on account of subvention, Rs. 1,30,000 on account of charges for raising the New Loan and Rs. 30,000 on account of estimated expenditure under Trust Fund. The amount of Rs. 43,26,204 shown as actual expenditure is arrived at as follows:—

	Rs.
Expenditure as shown in the summary of Appendix No. 8 including expenditure under Trust Fund	43,89,204
Deduct—	
Expenditure for raising the New Loan	63,000
Total	43,26,204

SINKING FUND

13. From Appendix No. 10 it will be seen that the book value of investments of the Sinking Fund as on 31st March 1957 amounted to Rs. 37,30,979 made up of Rs. 37,30,946 being the book value of securities and Rs. 33 in cash with the State Bank of India. Valuing the Municipal Debentures at par the market value of Sinking Fund Investments held on 31st March 1957 comes to Rs. 38,15,880 as shown in Appendix No. 16A. This together with the amount of interest accrued upto 31st March 1957 viz., Rs. 13,843 and cash with the State Bank of India Rs. 33 brings the total amount of Sinking Fund to Rs. 38,29,756 and more than covers the amount viz., Rs. 36,89,112 to which the Sinking Fund should have accumulated upto 31st March 1957. The excess in the Sinking Fund Investment account was thus Rs. 1,40,644.

INVESTMENTS AND INVESTED BALANCES

14. The details of investments made during the year are as follows:—

	Amount.	Average number of days.
	Rs.	
(1) Current Account Deposits	28,94,764	29.21
(2) Fixed Deposits	3,40,00,000	103.89
(3) Call Deposits	76,00,000	67.92
Total	4,44,94,764	92.89

The interest earned during the year amounted to Rs. 4,63,923 and the details are as follows:—

	Rs.
(1) On Current Account Deposits	2,254
(2) On Fixed Deposits	3,49,556
(3) On Call Deposits	51,037
(4) On Investments in Public Securities etc.	61,076
Total	4,63,923

The average rates of interest on Current Account Deposits, Call Deposits and Fixed Deposits were 1 per cent., 3.60 per cent. and 3.61 per cent. as against 1 per cent., 2.98 per cent. and 3.09 per cent. for the preceding year respectively. The rate realized on Call Deposits ranged from $3\frac{1}{4}$ per cent. to $4\frac{1}{8}$ per cent. while that realised on Fixed Deposits ranged from 3 per cent. to $4\frac{1}{4}$ per cent. The maximum rates realised on Call Deposits and Fixed Deposits during the preceding year were $3\frac{1}{4}$ per cent. and $3\frac{1}{2}$ per cent. respectively.

The average rates of interest on all Deposits was 3.55 per cent. as against 3 per cent. in the preceding year.

DEPARTMENTAL STOCK VERIFICATION

15. Verification of consumable stores stationery, dead stock, plant and machinery, tools etc., of various departments viz., A.S.M., A.E. (Suburbs), Dy. A. & C. (Suburbs), Baha Hospital Kurla and Bandra, N. J. Wadia Dispensary at Andheri, A. E. (Transport), M.O.H.K., Veterinary Dispensary, etc., was carried out. Verification of books, science apparatus, furniture etc., lying in the Suburban Schools was also attended to during the year under report. In all 161 visits were paid to the different Suburban Offices and Schools for the above work during the year 1956-57.

STREET IMPROVEMENTS

16. The provision made in the Revised Loan Works Budget for meeting claims on account of acquisition of Set Backs and for adding set back lands was Rs. 83,640 against which the expenditure is Rs. 46,070. This leaves a balance of Rs. 37,570. After deducting all ascertained time-barred claims the undischarged commitments on 31st March 1957 in regard to set backs already acquired and sanctioned to be acquired amount to Rs. 49,615 as stated by the Assistant Engineer (Suburbs) against which we have a provision of Rs. 80,000 in the Budget for 1957-58. In addition to this, further liabilities may be expected on account of further acquisition of set backs that will be sanctioned during 1957-58.

GENERAL REMARKS

(000 Omitted).

17. In the Budget Estimates for the year the Income was originally estimated at Rs. 1,56,94, the expenditure Rs. 1,80,98, the deficit being Rs. 24,04.

On the basis of eight months' actuals the income for the year was further revised to Rs. 1,67,38 and expenditure to Rs. 1,90,96 resulting in a deficit of Rs. 23,58.

The actual Income realised was Rs. 1,69,25 and expenditure aggregated to Rs. 1,68,78, resulting in a surplus of Rs. 47.

The expenditure for the year was estimated at Rs. 1,80,98 and as per revised estimate (8 months basis) at Rs. 1,90,96. The Final Grants however sanctioned aggregate to Rs. 2,25,17 against which the actual expenditure booked was Rs. 1,68,78 resulting in an unexpended balance of Rs. 56,39 at the close of the year. As against the unexpended balance of Rs. 56,39 the departments proposed renewal of grants to the extent of Rs. 31,94 for expenditure in 1957-58 and the balance of Rs. 24,45 was treated as savings.

The Opening Surplus Cash Balance was Rs. 81,14. The transactions for the year resulted in the surplus of Rs. 47. Thus the balance at the close of the year was increased to Rs. 81,61 and after taking into account the increase in the reservation of advances as detailed in para. 2 the balance at the end of the year stood at Rs. 71,60.

The expenditure estimated for the year on Loan Works as detailed in para. No. 12 was Rs. 94,44 revised to Rs. 1,72,72 against which the actuals amounted to Rs. 43,26 thus the actuals fell short of the Budget and Revised Estimates by 54 per cent. and 75 per cent. respectively.

The position regarding Sinking Fund was satisfactory as there was an excess accumulation of Rs. 141.

The figures of surplus for the preceeding two years were Rs. 21,60 and Rs. 15,82 respectively. The surplus for the year under report has dwindled down to only Rs. 47. This shows that the increase in income of Budget 'D' is not keeping pace with the increase in expenditure. It is thus clear that the small surplus will soon be wiped out and due to expansion of services such as Hospitals, Maternity Homes, Improvement of water supply, Drainage and Sewerage of unsewered areas and Improvement of roads etc., will throw additional burden on the finance of Budget 'D' for which additional funds will have to be found out in the immediate future.

G. V. DAMLE,
Ag. Chief Accountant.

**Statement 'A' Showing main items constructing to the increase and decreases in income
(Actuals compared with original Estimates)**

Budget Head,	Amount of Increase.	Amount of Decrease.	REMARKS.
	Rs.	Rs.	
1.—General Tax, Indirect Taxation and Miscellaneous Revenue—			
A.—General Tax	7,79,403	...	Due to the assessment of newly constructed properties and the strenuous and vigorous efforts made by the Ward Staff.
B.—Grants-in-aid in respect of fines for offences against the Law.	...	3,113	Partly due to decrease in the number of offences against Law and partly due to decrease in the amounts of fines levied for offences against the Law.
C.—Interest and Profit on Investment of Surplus Loan and other balances.	2,13,923	...	Due to larger balances available for investment and favourable rate of interest obtained for investment.
D.—Miscellaneous	34,810	...	Due to increase in miscellaneous receipts.
2.—Water Works—			
(1) By measurement	...	2,93,349	Due to estimated income being on high side.
(2) Rent of Water Meters	1,640	...	Due to additional Municipal meters given on hire.
(3) Compounded	1,67,542	...	Due to more construction works being carried out and the meter stand pipes converted into unmetered ones and charged at compounded rates.
(4) Miscellaneous—			
(a) Miscellaneous Receipts	7,087	...	Partly due to more private and departmental works carried out and partly due to increase in minor receipts than anticipated.
(b) Miscellaneous Fees	51,737	...	Due to more testing of pipes and fittings, testing of meters and increase in the number of new water connections.
4.—Education—Secondary	211	...	Due to increase in the number of receipts than anticipated.
5.—Public Health Department	2,497	...	Due to amount received towards issue of Birth and Death Certificates of Suburban areas for the previous years.
6.—Medical Relief and Education	6,794	...	Due to realization of interest of Rs. 3,775-8-0 and the rent recovery for the previous arrears.
7.—Street Cleansing and Conservancy	1,40,819	...	Partly due to more requisitions from private parties for special services being received and partly due to increase in the number of dog licenses issued and increase in the number of cases for treatment in Veterinary Department.
8.—Roads, S. W. Drains and Public Lighting—			
A.—Wheel Tax and Government Contribution in lieu of Tolls.	61,425	...	Partly due to the increased number of vehicles taxed and partly due to the recovery of old outstandings on settlement of disputes.
B.—Ground Rent	...	143	Due to some recoveries being in arrears.
C.—Miscellaneous	1,03,144	...	Due to deposits outstanding for more than 6 years being credited Revenue.
D.—Ferry Receipts	3,267	...	Due to increase in traffic.
9.—Mechanical	271	...	Due to time-barred claims having been credited to Revenue.
10.—Buildings, Land Acquisition and Management.	42,772	...	Due to the recovery of arrears of stall-board and weather frame fees.
11.—Fire Brigade	59,907	...	Partly due to the assessment of newly constructed properties and partly due to increase in hire charges of ambulance and increase in recoveries on account of rendering of services for extinguishing fires.
12.—Licensing, Removal of Encroachment on Public Streets, etc.	1,36,894	...	Increase due to (1) Adjustment of old deposits, and increase in factory permits and licences, (2) prompt and vigilant removal action and recoveries of old arrears, (3) increase in the establishment coming under Shops and Establishment Act, and (4) recoveries of arrears of decretal amount and more casual and extra shows.
13.—Gardens and Open Spaces	338	...	Due to increase in charges for cutting trees.
14.—Markets and Slaughter Houses	...	43,070	Due to enhanced entrance fees collected at Bandra Slaughter House being refunded.
15.—Contribution from Capital Funds to Revenue on account of Loan Works Staff.	...	45,049	Due to its expenditure on Capital Works.
16.—Rebate from Government on account of U. I. P. Tax	...	1,893	A bill of Rs. 3,938-0-0 for rebate on account of collection of U. I. P. Tax is not paid by The Accountant General during the year and hence the decrease.
17.—Grants-in-aid from Government	...	5,34,073	Due to amounts due from Government not being received in full before 31-3-57.
18.—Share from Budget 'A' for Town Duty	3,37,807	...	Due to more Town Duty receipts in Budget 'A'.

Summary of Increases and Decreases in Income compared with the Budget Estimates.

(000 Omitted)

	Increase.	Decrease.
	Rs.	Rs.
General Tax	7,79	...
Grant-in-aid in respect of fines for offences against the Law	13
Interest and profit on Investment of surplus Loan and other balances	2,14	...
Miscellaneous	34	...
Water Works	65
Education, Primary
Education, Secondary
Public Health	2	...
Medical Relief and Education	7	...
Street Cleansing and Conservancy	1,41	...
Roads, S. W. Drains and Public Lighting	1,68	...
Mechanical
Buildings, Land Acquisition and Management	43	...
Fire Brigade	60	...
Licensing and Removal of Encroachment	1,37	...
Gardens and Open Spaces
Market and Slaughter Houses	45
Contribution from Capital Funds to Revenue on account of Loan Works Staff	45
Rebate from Government on account of collection of the Urban Immoveable Property Tax in the Suburbs	2
Grants-in-aid from Government	5,34	...
Share from Budget 'A' for Town Duty under Section 123(B)(2)	3,38	...
Total	19,23	6,92
Gross Increase	19,23	...
Gross Decrease	6,92
Net Increase	12,31	...

Statement 'B' showing items contributing to the decrease in Expenditure under different Service Heads.

Budget Head	Establishment and Labour	Stores and Materials	New Works Special Repairs etc.	Debt Charges	Specific Items	Miscellaneous	Total	Remarks.
	Rs.	Rs.	Rs.	Rs.	Rs.	Rs.	Rs.	
I.—General Supervision, Collection of Revenue, etc.	26,200	...	35,557	40	...	24,015	85,812	
II.—Water Works	25,556	...	38,806	51,936	D.A. 3,468 P.F. 13,899	49,889	1,83,554	
III.—Education, Primary	
IV.—Education, Secondary	1,607	1	...	2,984	4,592	
V.—Public Health Department	32,445	69,750	...	20	...	1,65,143	2,67,358	
VI.—Medical Relief and Education	23,129	10,341	41,885	24	...	98,700	1,74,079	
VII.—Street Cleansing and Conservancy, etc.	1,66,388	4,111	1,46,553	38,146	...	1,69,288	5,24,486	
VIII.—Roads, S.W. Drains and Public Lighting.	45,621	...	2,36,363	1,54,728	...	1,38,729	5,75,441	
IX.—Mechanical	734	734	
X.—Buildings, Land Acquisition and Management.	24,149	...	3,01,523	229	...	5,864	3,31,765	
XI.—Fire Brigade	5,763	9,695	11	74	...	38,074	53,617	
XII.—Licensing, Removal of Encroachment, etc.	21,369	...	167	6,260	27,796	
XIII.—Gardens and Open Spaces	3,438	...	40,545	9	...	2,483	46,475	
XIV.—Markets and Slaughter Houses	16,796	450	21,317	1,415	...	15,471	55,449	
XVI-A.—Provident Fund, Pension etc.	62,182	...	62,182	
B.—Urban Immoveable Property Tax.	5,314	...	5,314	
C.—Dearness Allowance	19,983	...	19,983	
D.—Grants-in-Aid	26,520	...	26,520	
Total	3,93,195	94,347	8,62,727	2,46,622	1,31,366	7,16,900	24,45,157	

Summary showing amounts to be renewed during 1957-58 and amounts of savings out of the Grants of 1956-57 after renewal.

Nature of Service	Amount to be renewed in 1957-58	Balance of Grants treated as Savings	Total
(1)	(2)	(3)	(4)
	Rs.	Rs.	Rs.
(1) Establishment and Labour	68,055	3,93,195	4,61,250
(2) Repairs including Special Repairs	7,08,529	3,67,182	10,75,711
(3) Stores and Materials	48,359	94,347	1,42,706
(4) New Works	15,26,177	4,95,545	20,21,722
(5) Dearness Allowance	6,000	23,451	29,451
(6) Interest on Municipal Loans	34,101	2,46,622	2,80,723
(7) Grants-in-Aid to Public Institutions	52,300	26,520	78,820
(8) Provident Fund and Pension Charges	...	76,081	76,081
(9) Miscellaneous Other Charges	7,50,355	7,22,214	14,72,569
Total	31,93,876	24,45,157	56,39,033

APPENDICES

MUNICIPAL ACCOUNT (SUBURBS)

- No. 1.—General Financial Statistics.
- No. 2.—Statement of Surplus Revenue Fund for 1956-57.
- No. 3.—Statement showing the Income realised during 1956-57 as compared with Estimates for the year as also with the actuals for the preceding year.
- No. 4.—Statement showing the Expenditure during 1956-57 as compared with the Final sanctioned grants.
- No. 4A.—Statement showing details of Expenditure incurred on New Works during the year ending 31st March 1957.
- No. 5.—Balance Sheet (Revenue) as at 31st March 1957.
- No. 6.—Statement of Special Funds for 1956-57.
- No. 7.—Balance Sheet (Capital Funds) as at 31st March 1957.
- No. 8.—Block Account showing details of Capital Expenditure upto 31st March 1957.
- No. 9.—Statement showing (1) the total amount of Municipal Loans raised, (2) the Expenditure incurred thereagainst, and (3) the invested balances of the loans on 31st March 1957.
- No. 10.—Statement showing the actual investment on account of the Sinking Fund of different Municipal Suburbs Loans upto 31st March 1957, compared with the amounts which should have accumulated upto that date on the basis of the fixed instalments and the sums set aside as Sinking Fund as on 31st March 1957.
- No. 11.—Statement showing outstanding Loans due by the Municipality (Suburban Area) the interest outstanding on 1st April 1956 on different loans, the amount payable for the year 1956-57, the amount paid by the State Bank of India and in Office during the year and the balance outstanding on 31st March 1957.
- No. 12.—Statement of Advance Accounts for 1956-57.
- No. 13.—Statement of Deposit Accounts for 1956-57.
- No. 14.—Statement of interest accrued but not paid in respect of Municipal Loans outstanding on 31st March 1957.
- No. 15.—Statement of amounts of receipts and expenditure respectively, credited and debited to the Municipal Fund during the year 1956-57 and the balance at the credit of the Fund at the close of the year 1956-57 (i.e., 31st March 1957).
- No. 16.—Comparison of Face, Purchase and Market Values at 31st March 1957 of the different Securities held in the Special Funds.
- No. 16A.—Comparison of Face, Purchase and Market Values at 31st March 1957 of the different Securities held in Sinking Fund.
- No. 16B.—Statement showing the amount of and the object for which the donations held under Public Monuments Maintenance Fund were received from different parties upto 31st March 1957.
- No. 17.—Statement of the Income of the Bombay Municipal Corporation Budget 'D' from 1950-51 to the close of the Financial year 1956-57.
- No. 18.—Statement of the Expenditure of the Bombay Municipal Corporation Budget 'D' from 1950-51 to the close of the financial year 1956-57.
- No. 19.—Contrasted Statement of Income and Expenditure from the year 1950-51 to the financial year 1956-57.

APPENDIX No. 1

GENERAL FINANCIAL STATISTICS

	1952-53.	1953-54	1954-55	1955-56	1956-57.
<i>General.</i>					
1. Area of the Suburbs merged in Greater Bombay (acres) ...	43,398	43,398	43,398	43,398	43,398
2. Population (as per Census 1951) ...	5,10,151	*5,10,250	*5,10,250	*5,10,250	* 5,10,250
<i>Rates and Assessments.</i>					
3. Rateable Value ... Rs.	3,05,31,611	3,48,91,126	4,53,11,386	4,97,22,892	4,94,60,710
4. Rateable Value per head of population Rs.	59-13-7	68-6-1	88-12-10	97-7-2	96-14-11
5. Properties registered in the Assessment Book	30,854	31,372	39,290	40,819	41,890
<i>Income.</i>					
6. General Tax ...	Rs. 39,26,858	Rs. 48,13,357	Rs. 50,65,819	Rs. 58,17,965	Rs. 65,29,403
7. Income from other sources ...	73,76,056	85,17,897	89,94,389	99,36,926	1,03,96,205
Total Income...	1,13,02,914	1,33,31,254	1,40,60,208	1,57,54,891	1,69,25,608
8. Incidence of taxation per head ... Rs.	17-8-1	21-1-11	22-0-11	25-2-5	33-3-7
<i>Loans.</i>					
9. Debt Outstanding ...	Rs. 97,65,500	Rs. 1,17,65,500	Rs. 1,72,65,500	Rs. 2,21,40,563	Rs. 2,62,10,629
10. Redemption and Sinking Funds in hand or invested ...	9,13,395	13,89,003	19,55,323	27,36,466	37,30,979
11. Net Loan Debt ...	88,52,105	1,03,76,497	1,53,10,177	1,94,04,097	2,24,79,650
12. Net Debt per head of population ...	17-5-8	20-5-5	30-0-1	38-0-5	44-0-9
<i>Expenditure</i>					
13. Water Works	Rs.	Rs.	Rs.	Rs.	Rs.
Maintenance ...	18,51,570	15,57,774	17,38,418	26,42,302	30,66,375
Debt Charges ...	1,64,562	2,47,537	1,90,123	4,05,064	4,75,478
14. Primary Education ...	9,79,298	11,45,106	13,40,484	14,17,418	16,31,317
15. Medical Relief and Education ...	3,14,824	3,69,612	4,16,343	5,35,817	5,79,505
16. Other Services ...	65,52,272	68,40,956	73,57,409	79,81,155	97,44,378
17. Debt Charges (excluding Water Works) ...	3,91,027	6,19,842	8,57,433	11,91,575	13,81,119
Total Expenditure	1,02,53,553	1,07,80,827	1,19,00,210	1,41,73,331	1,68,78,172

* Figure taken as per Greater Bombay—District Census Hand Book (Based on the 1951 Census)

G. V. DAMLE,
Ag. Chief Accountant.

V. L. GIDWANI,
Municipal Commissioner.

APPENDIX No. 2

REVENUE ACCOUNT FOR THE YEAR ENDED 31ST MARCH 1957

Particulars.	Total.		Particulars.	Total.	
	Rs.	a. p.		Rs.	a. p.
To Revenue Expenditure as per Appendix No. 4. ...	1,68,78,171	13 3	By Revenue Receipts as per Appendix No. 3. ...	1,69,25,608	2 4
„ Balance being surplus for the year. ...	47,476	5 1			
	1,69,25,608	2 4		1,69,25,608	2 4
To Revenue Expenditure to be incurred in 1957-58 and provided for as renewed grants. ...	31,93,876	0 0	By Surplus Revenue Fund as at 1st April. 1956. ...	89,18,279	15 10
„ Balance being Surplus Revenue Fund as at 31st March 1957 as per Appendix No. 5. ...	82,30,323	4 11	„ Surplus for the year. ...	47,436	5 1
	1,14,24,199	4 11	„ Revenue of previous year reserved for the year 1956-57... ..	24,58,483	0 0
				1,14,24,199	4 11

G. V. DAMLE,
Ag. Chief Accountant.

V. L. GIDWANI,
Municipal Commissioner.

APPENDIX No. 3

Income

Statement showing the Net Receipts during the Financial Year 1956-57 from all sources as contrasted with the original and Revised Budget Estimates.

Particulars.	Budget Estimate for 1956-57.	Revised Estimate for 1956-57.	Actuals for 1956-57.	Actuals for 1955-56.	Compared with Original Estimate + Increase - Decrease.	Compared with Revised Estimate + Increase - Decrease.
1	2	3	4	5	6	7
	Rs.	Rs.	Rs.	Rs.	Rs.	Rs.
I.—General Tax, Indirect Taxation and Miscellaneous Revenue.						
A.—General Tax	57,50,000	59,75,000	65,29,403	58,17,965	+ 7,79,403	+ 5,54,403
B.—Grant-in-Aid in respect of fines for offences against the law	33,000	33,000	29,887	7,441	— 3,113	— 3,113
C.—Interest and Profit on Investment of Surplus Loan and Other Balances	2,50,000	4,07,699	4,63,923	4,18,781	+ 2,13,923	+ 56,224
D.—Miscellaneous—						
(1) Miscellaneous Receipts	1,500	1,500	7,023	3,477	+ 5,523	+ 5,523
(2) Miscellaneous Fees	20,000	30,000	49,156	29,493	+ 29,156	+ 19,156
(3) Contribution from Municipal Servants towards Pension, etc. Fund	600	600	731	700	+ 131	+ 131
(4) Rent of Buildings and Lands Sale-Proceed of Unserviceable Tools and Plant
	22,100	32,100	56,910	33,670	+ 34,810	+ 21,810
Total, 1.—General Tax, etc.,	60,55,100	64,47,799	70,81,123	62,77,857	+10,25,023	+ 6,32,324
2.—Water Works.						
Water Tax and other Miscellaneous Water Works Revenue—						
(1) By Measurement	38,75,000	38,75,000	35,81,651	38,03,472	— 2,93,349	— 2,93,349
(2) Rent of Water Meters	1,34,000	1,34,000	1,35,640	1,30,343	+ 1,640	+ 1,640
(3) Compounded Tax	75,000	98,000	2,42,542	...	+ 1,67,542	+ 1,44,542
(4) Miscellaneous—						
(a) Miscellaneous Receipts	4,000	6,000	11,087	11,088	+ 7,087	+ 5,087
(b) Miscellaneous Fees	55,000	80,000	1,06,737	76,640	+ 51,737	+ 26,737
Total 2.—Water Works	41,43,000	41,93,000	40,77,657	40,21,543	— 65,343	— 1,15,343
3.—Education—Primary.						
Contribution from Government
Miscellaneous Receipts
Total, 3.—Education—Primary
4.—Education—Secondary.						
A.—Bandra Municipal High School—						
(1) Government grant other than D. A.
(2) Miscellaneous Receipts	324	288	351	49	+ 27	+ 63
(3) Miscellaneous Fees	171
B.—Ghatkopar Municipal Marathi Secondary Middle School—						
(1) Government grant other than D. A.
(2) Miscellaneous Receipts	24
(3) Miscellaneous Fees	Dr. 76	...	— 76	—76
C.—Reading Room and Library	350	519	610	199	+ 260	+91
Total, 4.—Education—Secondary	674	807	885	443	+ 211	+ 78
Carried over	1,01,98,774	1,06,41,606	1,11,58,665	1,02,99,843	+ 9,59,891	+ 5,17,059

APPENDIX No. 3—(Contd.).

Particulars	Budget Estimate for 1956-57. 2	Revised Estimate for 1956-57. 3	Actuals for 1956-57. 4	Actuals for 1955-56. 5	Compared with Original Estimate + Increase - Decrease. 6	Compared with Revised Estimate + Increase - Decrease. 7
	Rs.	Rs.	Rs.	Rs.	Rs.	Rs.
Brought over ...	1,01,98,774	1,06,41,606	1,11,58,665	1,02,99,843	+9,59,891	+ 5,17,059
5.—Public Health Department.						
Miscellaneous—						
(1) Miscellaneous Receipts ...	300	922	5,507	3,922	+ 5,177	+ 4,585
(2) Miscellaneous Fees ...	16,900	13,000	14,210	20,244	- 2,690	+ 1,210
(3) Rent of Buildings and Lands	Dr. 7
(4) Tax on Dogs @ Rs 5 per Dog	10	10	10,595	+ 10	...
Total, 5.—Public Health Department ...	17,230	13,932	19,727	34,754	+ 2,497	+ 5,795
6.—Medical Relief and Education.						
A.—Miscellaneous—						
(1) Miscellaneous Receipts ...	60	470	2,793	1,135	+ 2,733	+ 2,323
(2) Miscellaneous Fees ...	275	500	545	466	+ 270	+ 45
(3) Rent of Buildings and Lands ...	125	3,145	288	146	+ 2,733	- 287
B.—Interest realised on Hospitals and Dispensary Funds ...	3,300	3,783	3,775	3,776	+ 475	- 8
C.—Grant-in-aid from Government in respect of Excise Duty for spirituous articles ...	2,700	3,460	3,283	2,394	+ 583	- 177
D.—Receipts from Hospitals, Dispensaries and Maternity Homes	7
Total, 6.—Medical Relief and Education ...	6,460	11,358	13,254	7,924	+ 6,794	+ 1,896
7.—Street Cleansing and Conservancy, Road Watering and Halalkhore Service.						
A.—Halalkhore Tax						
(1) On Rateable Value at 3 per cent. ...	7,50,000	6,87,000	7,52,196	6,48,101	+ 2,196	+ 65,196
(2) For Special Service ...	15,080	1,35,750	1,50,015	31,996	+ 1,35,015	+ 14,665
B.—Miscellaneous—						
(1) Sale of Rights ...	21,450	18,560	14,020	13,962	- 7,430	- 4,480
(2) Miscellaneous Receipts ...	1,000	5,000	11,836	15,063	+ 10,836	+ 6,836
(3) Miscellaneous Fees ...	20,000	20,000	17,265	22,427	- 2,735	- 2,735
(4) Rent of Buildings and Lands ...	3,000	3,000	3,429	2,622	+ 429	+ 429
(5) Tax on dogs @ Rs. 5 per dog ...	9,000	9,000	10,480	...	+ 1,480	+ 1,480
C.—Veterinary Department Fees ...	1,500	2,000	2,528	2,124	+ 1,028	+ 528
Government Grant
Total, 7.—Street Cleansing, etc. ...	8,20,950	8,79,850	9,61,769	7,36,295	+1,40,819	+ 81,919
8.—Roads, S. W. Drains and Public Lighting.						
A.—Wheel Tax and Government Contribution in lieu of Tolls—						
(1) Private Conveyances ...	4,75,000	4,75,000	5,36,425	4,74,801	+ 61,425	+ 61,425
(2) Public Conveyances
(3) Contribution from Government in lieu of Tolls ...	16,673	16,673	16,673	16,673
Carried over ...	4,91,673	4,91,673	5,53,098	4,91,474	+ 61,425	+ 61,425
Carried over ...	1,10,43,414	1,15,46,746	1,21,53,415	1,10,78,816	+ 11,10,001	+ 6,06,669

APPENDIX No. 3—(Contd.).

Particulars. 1	Budget Estimate for 1956-57. 2	Revised Estimate for 1956-57. 3	Actuals for 1956-57. 4	Actuals for 1955-56. 5	Compared with Original Estimate + Increase — Decrease. 6	Compared with Revised Estimate + Increase — Decrease. 7
	Rs. 1,10,43,414	Rs. 1,15,46,746	Rs. 1,21,53,415	Rs. 1,10,78,816	Rs. +11,10,001	Rs. +6,06,669
Brought over ...	4,91,673	4,91,673	5,53,098	4,91,474	+ 61,425	+ 61,425
B.—Ground Rent—						
(1) From Private Parties ...	2,000	2,000	1,857	1,782	— 143	— 143
(2) From Telephone Co.
C.—Miscellaneous—						
(1) Miscellaneous Receipts ...	20,000	55,000	1,00,172	35,280	+ 80,172	+ 45,172
(2) Miscellaneous Fees ...	4,000	18,000	27,025	27,153	+ 23,025	+ 9,025
(3) Rent of Buildings and Lands ...	108	108	57	100	— 51	— 51
D.—Ferry Receipts ...	14,000	18,000	17,267	14,773	+ 3,267	— 733
Total, 8.—Roads, S. W. drains and public lighting ...	5,31,781	5,84,781	6,99,476	5,70,562	+1,67,695	+1,14,695
9. Mechanical—						
Miscellaneous Receipts	271	...	+ 271	+ 271
10.—Buildings, Land Acquisition and Management.						
A.—Sale Proceeds of Surplus land ...	12,000	14,000	32,598	28,164	+ 20,598	+ 18,598
B.—Rent of Buildings ...	14,000	14,000	12,669	10,824	— 1,331	— 1,331
C.—Ground Rent ...	2,400	3,500	3,457	3,408	+ 1,057	— 43
D.—Miscellaneous—						
(1) Sale of Rights and Miscellaneous Receipts ...	1,500	2,500	3,397	10,982	+ 1,897	+ 897
(2) Miscellaneous Fees, etc. ...	24,000	24,000	27,506	26,773	+ 3,506	+ 3,506
E.—Rent of Municipal land at Khar for requisitioning period 1948-49 by Government	17,045	17,045	...	+ 17,045	...
Total, 10.—Buildings, etc. ...	53,900	75,045	96,672	80,151	+ 42,772	+ 21,627
11.—Fire Brigade.						
A—Fire Tax at 3% on Rateable value ...	2,48,000	2,64,000	3,06,633	2,59,392	+ 58,633	+ 42,633
B—Other Receipts	1,000	1,274	1,186	+ 1,274	+ 274
Total, 11.—Fire Brigade ...	2,48,000	2,65,000	3,07,907	2,60,578	+ 59,907	+ 42,907
12.—Licensing, Removal of Encroachments on Public Streets and Administration of Shops & Establishments Act, 1948 and Theatre Tax etc.						
A.—Licences for dangerous and offensive trades ...	1,15,000	1,67,579	2,23,133	1,73,682	+ 1,08,133	+ 55,554
B.—Removal of Encroachments on Public Streets, Licences for Squatters and Hawkers and fees for removal of encroachments ...	42,000	50,294	62,176	53,580	+ 20,176	+ 11,882
C.—Grant-in-aid from Government for the Administration of Shops and Establishments Act, 1948—						
(a) Grant from Government for Administration of the Act ...	17,500	17,500	16,370	16,677	— 1,130	— 1,130
(b) Registration Fees ...	2,200	2,006	2,415	2,562	+ 215	+ 409
D.—Miscellaneous—						
(1) Advertisements ...	21,000	21,000	16,869	33,671	— 4,131	— 4,131
(2) Miscellaneous ...	250	300	895	664	+ 645	+ 595
E.—Receipts from Theatre Tax ...	80,000	80,000	92,993	92,613	+ 12,993	+ 12,993
F.—Parking fee	Dr. 7	7	— 7	— 7
Total, 12.—Licensing, etc. ...	2,77,950	3,38,679	4,14,844	3,73,456	+ 1,36,894	+ 76,165
13.—Gardens and Open Spaces						
Miscellaneous						
(1) Miscellaneous Receipts	338	...	+ 338	+ 338
(2) Rent of Buildings and Lands
Total, 13.—Gardens and Open Spaces	338	...	+ 338	+ 338
Carried over ...	1,21,55,045	1,28,10,251	1,36,72,923	1,23,63,563	+15,17,878	+ 8,62,672

APPENDIX No. 3—(Concl.).

Particulars,	Budget Estimate for 1956-57.	Revised Estimate for 1956-57.	Actuals for 1956-57.	Actuals for 1955-56.	Compared with Original Estimate + Increase — Decrease	Compared with Revised Estimate + Increase — Decrease
1	2	3	4	5	6	7
	Rs.	Rs.	Rs.	Rs.	Rs.	Rs.
Brought over ...	1,21,55,045	1,28,10,251	1,36,72,923	1,23,63,563	+15,17,878	+8,62,672
14.—Markets and Slaughter Houses.						
Miscellaneous—						
(1) Stallage Charges ...	1,32,000	1,35,043	1,93,547	1,27,731	+ 61,547	+ 58,504
(2) Squatters' Fees ...	1,63,000	1,39,000	1,33,727	1,43,384	— 29,273	— 5,273
(3) Fair ground and feeding fees
(4) Slaughter Fees ...	1,25,000	1,25,000	1,19,311	91,362	— 5,689	— 5,689
(5) Miscellaneous Receipts ...	1,500	14,642	16,031	14,954	+ 14,531	+ 1,389
(6) Rent of Buildings and Lands ...	1,059	1,059	240	208	— 819	— 819
(7) Entrance fee on animals ...	1,12,000	81,040	20,510	82,532	— 91,490	— 60,530
(8) Licence fees ...	11,300	16,276	19,423	12,336	+ 8,123	+ 3,147
Total 14.—Markets and Slaughter Houses ...	5,45,859	5,12,060	5,02,789	4,72,507	— 43,070	— 9,271
15.—Contribution from Capital Funds to Revenue on account of Loan Works Staff.	2,60,000	3,18,100	2,14,951	3,15,732	— 45,049	—1,03,149
16.—Rebate from Government on account of Collection of the Urban Immoveable Property Tax in the Suburbs ...	26,200	29,580	24,307	27,807	— 1,893	— 5,273
17.—Grant-in-Aid from Government—						
(1) 50 per cent. on Dearness Allowance ...	10,25,000	10,48,500	5,90,275	9,42,979	—4,34,725	—4,58,225
(2) 15 per cent. out of Land Revenue to D.L.B., V.Ps. and Municipalities ...	13,025	13,025	2,30,550	13,263	+ 2,17,525	+ 2,17,525
(3) 75 per cent. of N.A. Assessment to Municipalities ...	3,10,819	3,10,819	...	2,10,874	—3,10,819	—3,10,819
(4) A fixed grant equal to the average for three years ended 31-3-1950 of the aggregate grants paid to the local bodies in the Suburban area for the hospitals, and dispensaries ...	3,000	3,000	— 3,000	— 3,000
(5) $\frac{1}{3}$ Grant on non-recurring expenditure in respect of Improvement of water supply etc. ...	5,000	5,000	1,946	...	— 3,054	— 3,054
Total 17.—Grant-in-aid from Government ...	13,56,844	13,80,344	8,22,771	11,67,116	— 5,34,073	— 5,57,573
18—Share from Budget 'A' for Town Duties under Section 123(B)2 of the Bombay Municipal Corporation Act	13,50,060	16,87,867	16,87,867	14,08,166	+3,37,807	...
Total Income ...	1,56,94,008	1,67,38,202	1,69,25,608	1,57,54,891	+12,31,600	+ 1,87,406

G. V. DAMLE,
Ag. Chief Accountant.

V. L. GIDWANI,
Municipal Commissioner.

APPENDIX No. 4

Expenditure

Statement showing the Actuals as compared with the final grants for 1956-57.

Particulars	Final Grants sanctioned for expenditure during 1956-57.	Actuals for 1956-57.	FINAL GRANTS COMPARED WITH THE ACTUALS.		Actuals for 1955-56
			Amount required to be renewed in 1957-58.	Savings.	
	2	3	4	5	6
I.—General Supervision, Collection of Revenue, etc.—	Rs.	Rs.	Rs.	Rs.	Rs.
A.—General Superintendence—					
(a) Corporation and Standing Committee ...	57,052	55,692	1,360	...	5,486
(b) Chief Auditor's Establishment ...	32,302	30,047	948	1,307	34,203
(c) Assistant Municipal Commissioner's Office ...	39,277	28,674	4,086	6,517	31,963
(d) Audit and Accounts ...	1,63,794	1,54,247	6,110	3,437	1,46,484
(e) Public Relations Department ...	34,613	19,996	2,064	12,553	...
	3,27,038	2,88,656	14,568	23,814	2,18,136
B.—Collection of Revenue—					
(a) Property and Wheel Tax Establishment ...	4,47,813	4,20,410	17,540	9,863	4,14,434
C.—Upkeep of Municipal Central and Ward Offices ...	81,121	29,669	32,961	18,491	26,796
D.—Miscellaneous Charges ...	36,537	16,931	4,507	15,099	18,769
E.—Election Expenses (Proportionate cost to be borne by Budget D) ...	2,12,770	67,498	1,45,272	...	1,10,557
F.—New Works ...	31,240	5,645	7,890	18,505	7,102
G.—Debt charges ...	31,982	30,930	1,012	40	25,847
Total, I.—General Supervision, etc. ...	11,68,501	8,59,739	2,22,950	85,812	8,21,641
II.—Water Works—					
A.—Maintenance ...	31,50,306	29,06,246	1,38,025	1,06,035	24,89,336
B.—New Works ...	28,667	11,520	8,931	8,216	6,998
C.—Debt Charges ...	5,34,828	4,75,478	7,414	51,936	4,05,064
D.—Provident Fund, Pensions etc. ...	40,000	26,101	...	13,899	38,494
E.—Dearness Allowance ...	1,27,976	1,22,508	2,000	3,468	1,07,474
Total, II.—Water Works. ...	38,81,777	35,41,853	1,56,370	1,83,554	30,47,366
III.—Education—Primary	Transferred	under XV Contributions etc.		...
IV.—Education—Secondary ...	12,527	6,039	1,896	4,592	7,743
V.—Public Health Department—					
A.—General Superintendence					
(a) Central Office ...	3,15,119	2,80,264	19,691	15,164	2,54,699
(b) Epidemics ...	23,834	12,204	1,924	9,706	10,197
(c) Vaccination ...	59,893	46,190	8,854	4,849	47,475
(d) Malaria and Insecticides ...	3,38,933	2,52,347	39,342	47,244	2,44,839
(e) Miscellaneous ...	1,44,216	14,066	95,015	35,135	6,256
(f) Propaganda for Public Health ...	10,537	424	1,075	9,038	...
(g) Life Guard Service ...	70,340	...	1,000	69,540	120
B.—Supply of Milk and Snacks to undernourished needy Children attending Municipal Schools ...	3,18,893	2,10,907	31,324	76,662	2,62,601
C.—Debt Charges ...	2,806	2,648	138	20	2,785
D.—New Works ...	12,435	...	12,435	...	612
Total, V.—Public Health Department ...	12,97,206	8,19,050	2,10,798	2,67,358	8,29,584
VI.—Medical Relief and Education—					
A.—Hospitals and Maternity Homes—					
(a) Hospitals					
(i) K. B. Bhabha Hospital and Sir C. J. R. Dispensary, Bandre ...	2,62,932	1,88,475	15,116	59,341	1,87,756
(ii) K. B. Bhabha Hospital, Kurla ...	1,21,977	96,999	17,565	7,353	94,868
(iii) Mobile Hospitals on the East and West side ...	48,000	48,000	48,000
(b) Maternity Homes					
(i) Shamabai Vitthaladas Khimji Municipal Maternity Home, Ghatkopar ...	54,108	39,405	5,481	9,222	37,156
(ii) Municipal Maternity Home, Chembur ...	51,750	36,367	8,237	7,146	26,944
(iii) Municipal Maternity Home, Andheri ...	20,831	...	15,475	5,356	...
(iv) B.C.G. Vaccination ...	1,200	...	1,200
	5,60,738	4,09,246	63,074	88,418	3,94,724
B.—Dispensaries—					
(a) N. J. Wadia Dispensary, Andheri ...	63,008	45,411	10,178	7,419	45,739
(b) Bai Yeshodabai M. V. Free Dispensary at Vile-Parle. ...	23,748	18,510	2,552	2,686	14,669
(c) Seth Dwarakadas Tribhuwandas J. P. Dispensary at Chembur ...	13,774	11,474	762	1,538	10,132
(d) Bai M. H. C. Dispensary, Kurla ...	15,064	11,601	1,277	2,186	9,710
(e) Municipal Free Dispensary Rajawadi, Ghatkopar ...	17,775	13,699	1,487	2,589	13,125
(f) Municipal Mobile Dispensary Rajawadi Ghatkopar ...	23,894	18,250	2,301	3,343	8,801
(g) Municipal Free Dispensary Jogeshwari ...	16,371	10,249	2,184	3,938	12,263
(h) Do. Bhandup ...	18,751	10,949	1,712	6,090	10,682
(i) Do. Versova ...	18,720	14,522	1,932	2,266	7,075
(j) Do. Kherwadi Bandra ...	17,044	11,504	728	4,812	5,298
(k) Do. Marol ...	5,136	5,136	...
(l) Do. Marol ...	8,553	8,553	...
	2,41,838	1,66,169	25,113	50,556	1,37,494
C.—Medical Aid and Nursing Assistance to Poor People in their Houses ...	500	500	...
D.—Family Planning Clinics ...	9,076	1,373	703	1,000	1,889
E.—Clinics for treatment of Leprosy cases ...	11,952	...	9,561	2,391	...
F.—New Works ...	4,00,119	2,717	3,66,213	31,189	1,710
G.—Debt charges ...	14,105	13,708	372	25	8,394
Total VI.—Medical Relief and Education ...	12,32,328	5,93,213	4,65,036	1,74,079	5,44,211
Carried over ...	75,92,339	58,19,894	10,57,050	7,15,395	52,50,545

APPENDIX No. 4—(Concl'd.)

Expenditure

Particulars.	Final Grants sanctioned for expenditure during 1956-57.	Actuals for 1956-57.	FINAL GRANTS COMPARED WITH THE ACTUALS.		Actuals for 1955-56.
			Amount required to be renewed in 1957-58.	Savings.	
1	2	3	4	5	6
Brought over ...	Rs. 75,92,339	Rs. 58,19,894	Rs. 10,57,050	Rs. 7,13,395	Rs. 52,50,545
VII.—Street Cleansing and Conservancy, Road Watering and Halalkhore Service—					
A.—Street Cleansing and Conservancy ...	1,38,010	1,01,272	18,403	18,335	90,083
B.—Collection, Loading, Removal and Disposal of Town Refuse ...	9,80,297	7,48,366	97,078	1,34,853	6,04,728
C.—Road Watering ...	6,027	1,255	625	4,147	2,085
D.—Halalkhore Service ...	17,36,101	13,47,811	1,48,131	2,40,159	12,04,715
E.—New Sewers ...	95,685	81,778	189	13,718	84,005
F.—New Works ...	2,20,491	13,768	1,31,594	75,129	9,180
G.—Debt Charges ...	8,49,360	7,97,715	13,500	38,145	8,25,574
Total, VII.—Street Cleansing, etc. ...	40,25,971	30,91,965	4,09,520	5,24,486	28,20,370
VIII.—Roads, S. W. Drains and Public Lighting—					
A.—General ...	2,37,695	1,13,981	13,986	1,09,728	1,21,304
B.—Maintenance of Roads ...	20,33,663	12,71,252	5,19,978	2,42,433	9,94,806
C.—Public Lighting ...	5,89,313	5,18,243	46,520	24,550	4,19,624
D.—Maintenance of S. W. Drains ...	44,899	18,858	1,000	25,041	...
E.—Upkeep of Ferry Boats ...	14,603	11,161	2,430	1,012	8,299
F.—Depreciation on Plant and Machinery ...	10,566	5,084	...	5,482	2,724
G.—New Works ...	5,50,710	1,64,605	3,73,638	12,467	4,302
H.—Debt Charges ...	4,85,022	3,24,993	5,301	1,54,728	2,14,765
Total, VIII.—Roads, S.W Drains and Public Lighting ...	39,66,471	24,28,177	9,62,853	5,75,441	17,65,824
IX.—Mechanical—	1,953	1,119	100	734	7,353
Total, IX.—Mechanical ...	1,953	1,119	100	734	7,353
X.—Buildings, Land Acquisition and Management—					
A.—Assistant Engineers Suburb's Office Establishment ...	83,276	67,481	7,656	8,129	70,402
B.—Inspection and Supervision of Private Buildings ...	1,91,948	1,63,953	5,616	22,379	1,49,848
C.—Inspection & Supervision of factories, Workshops & Workplaces ...	8,006	6,839	139	1,028	...
D.—Debt Charges ...	1,60,867	1,55,851	47	229	80,704
E.—New Works ...	8,05,810	...	5,05,810	3,00,000	...
Total, X.—Buildings, Land Acquisition etc. ...	12,49,907	3,94,124	5,24,018	3,31,765	3,00,954
XI.—Fire Brigade—					
A.—Maintenance ...	1,57,025	91,141	12,341	53,543	83,045
B.—New Works ...	9,330	...	9,330	...	2,165
C.—Debt Charges ...	45,892	44,482	1,336	74	27,854
Total, XI.—Fire Brigade ...	2,12,247	1,35,623	23,007	53,617	1,13,064
XII.—Licensing, Removal of Encroachments on Public Streets and Administration of Shops and Establishment Act, 1948—Administration of Theatre Tax and Parking Grounds					
A.—Licensing Establishment ...	84,847	68,859	3,710	12,278	68,283
B.—Removal of Encroachments on Public Streets ...	37,358	29,658	2,528	5,172	24,041
C.—Administration of Shops and Establishments Act, 1948 ...	56,745	44,689	1,829	10,227	41,104
D.— " of Theatre Tax ...	4,443	4,044	280	119	4,098
Total, XII.—Licensing, etc. ...	1,83,393	1,47,250	8,347	27,796	1,37,526
XIII.—Gardens and Open Spaces—					
A.—Maintenance ...	75,037	46,816	16,626	11,595	34,698
B.—New Works ...	1,32,201	8,847	88,482	34,872	23,716
C.—Debt Charges ...	4,152	4,017	127	8	2,634
Total, XIII.—Gardens, etc. ...	2,11,390	59,680	1,05,235	46,475	61,048
XIV.—Markets and Slaughter Houses—					
A.—Markets and Slaughter Houses ...	2,34,015	1,75,156	19,992	38,867	1,64,347
B.—New Works ...	47,804	9,983	22,654	15,167	8,694
C.—Debt Charges ...	7,757	6,228	114	1,415	2,471
Total, XIV.—Markets and Slaughter Houses ...	2,89,576	1,91,367	42,760	55,449	1,75,512
XV.—Contribution to—					
(i) Education Fund ...	16,31,317	16,31,317	14,17,418
(ii) Budget 'B' ...	6,52,526	6,52,526
Total, XV.—Contributions to etc. ...	22,83,843	22,83,843	14,17,418
XVI.—Miscellaneous—					
A.—Provident Fund, Pensions, Gratuities and Compassionate Allowances ...	3,40,000	2,77,818	...	62,182	2,59,265
B.—Urban Immoveable Property Tax on Municipal Properties in the Suburbs ...	10,000	...	4,686	5,314	335
C.—Dearness Allowance ...	19,97,309	19,73,326	4,000	19,983	17,95,279
D.—Grants-in-Aid to Public Institutions—					
(a) Obligatory Grants ...	60,750	49,336	5,000	6,414	50,288
(b) Discretionary Grants ...	92,056	24,650	47,300	20,106	18,550
Total, D.—Grants-in-Aid to Public Institutions ...	1,52,806	73,986	52,300	26,520	68,838
Total, XVI.—Miscellaneous ...	25,00,115	23,25,130	60,986	1,13,999	21,23,717
Total Expenditure ...	2,25,17,205	1,68,78,172	31,93,876	24,45,157	1,41,73,331

G. V. DAMLE,
Ag. Chief Accountant.

V. L. GIDWANI,
Municipal Commissioner.

APPENDIX No. 4-A

Statements showing details of expenditure incurred on New Works upto 31st March 1957

	Expenditure up to 31-3-1956	Expenditure during the year 1956-57	Total Expenditure upto 31-3-1957
I.—General Supervision; Collection of Revenue, Etc.	Rs.	Rs.	Rs.
Works completed (as per report of 1955-56) ...	16,164	...	16,164
Extension of the Accommodation on the terrace floor of Central Municipal Office Building, Waterfield Road, Bandra	5,645	5,645
Total—I.—General Supervision, etc.	16,164	5,645	21,809
II.—Water Works.			
Works completed (as per report of 1955-56) ...	56,399	...	56,399
Providing metered stand pipes in the Suburbs ...	2,897	6,086	8,983
Extension of Store Shed at Kurla	317	317
Construction of a compound wall of Bandra office	1,960	1,960
Providing water-closets at Reservoir at Andheri	763	763
Providing a 8" main at Malla Road in Bandra 'H' Ward	2,394	2,394
Total—II.—Water Works	59,296	11,520	70,816
V.—Public Health Department.			
Works completed (as per report of 1955-56) ...	5,514	...	5,514
Total—V.—Public Health Department	5,514	...	5,514
VI.—Medical Relief and Education.			
Works completed (as per report of 1955-56) ...	29,516	...	29,516
Providing glazed tiles in bathrooms of Medical Officer's quarters at K. B. Bhabha Hospital, Bandra	621	621
Providing an additional Storage Tank of 800 gallons capacity to Labour Ward at the K. B. Bhabha Hospital, Bandra	580	580
Additions and alterations to the ceiling and flooring of the existing B. M. H. wadia Dispensary at old Kurla	1,516	1,516
Total—VI.—Medical Relief, etc.	29,516	2,717	32,233
VII.—Street Cleansing and Conservancy, Road Watering and Halalkhore Service.			
Works completed (as per report of 1955-56) ...	43,441	...	43,441
Providing electric wiring installation for Harijan Quarters and garages at Kurla	8,300	8,300
Providing six bathing places for women at New Quarters for conservancy staff at Juhu Lane, Andheri,	789	789
Filling of Versova Tank with refuse and earth ...	5,611	255	5,866
Filling in of remaining portion of the Versova Tank	3,286	3,286
Providing permanent weather sheds to the doors and windows of four pumping stations in Suburbs	1,138	1,138
Total—VII.—Street Cleansing etc	49,052	13,768	62,820
VIII.—Roads S. W. Drains and Public Lighting.			
Works completed (as per report of 1955-56) ...	16,63,528	...	16,63,528
Improving of surfaces of certain roads in the Suburbs by Recondo method	*1,63,844	1,63,844
Providing traffic islands in Suburbs ...	450	761	1,211
Total—VIII.—Roads, S.W. Drains etc.	16,63,978	1,64,605	18,28,583
XI.—Fire Brigade.			
Works completed (as per report of 1955-56) ...	2,165	...	2,165
Total—XI.—Fire Brigade	2,165	...	2,165
XIII.—Gardens and Open Spaces.			
Works completed (as per report of 1955-56) ...	65,429	...	65,429
Providing children's apparatus at (i) Kurla Bail Bazar, (ii) New Agra Road, opposite Police Court, Kurla and (iii) Rajawadi Garden, Ghatkopar	1,947	1,947
Providing electric lights at Juhu Garden ...	37	6,900	6,937
Total—XIII.—Gardens and Open Spaces...	65,466	8,847	74,313

* Expenditure incurred against the earmarked provision made vide C.R. No. 711 of 27-8-1956.

APPENDIX No. 4-A (Concl.)

	Expenditure up to 31-3-1956	Expenditure during the year 1956-57	Total Expenditure up to 31-3-1957
	Rs.	Rs.	Rs.
XIV.—Markets and Slaughter Houses.			
Works completed (as per report of 1955-56)	88,764	...	88,764
Constructing compound wall along the South side of Andheri Market	2,515	2,515
Providing wooden cycle stands for markets in Suburbs	387	387
Providing cement concrete pavement in the open land on North of Pali Market	3,686	3,686
Providing compound wall on North side of Kole Kalyan Market	927	927
Providing hydrants in Andheri Market	1,409	1,409
Providing hydrants in Vile Parle Market	377	377
Providing hydrants in Bandra Town Market	682	682
Total—XIV—Markets, etc	88,764	9,983	98,747
SUMMARY			
I.—General Supervision, etc.	16,164	5,645	21,809
II.—Water Works	59,296	11,520	70,816
V.—Public Health Department	5,514	...	5,514
VI.—Medical Relief and Education	29,516	2,717	32,233
VII.—Street Cleansing, etc.	49,052	13,768	62,820
VIII.—Roads, S. W. Drains and Public Lighting	16,63,978	1,64,605	18,28,583
XI.—Fire Brigade	2,165	...	2,165
XIII.—Gardens and Open Spaces	65,466	8,847	74,313
XIV.—Markets and Slaughter Houses	88,764	9,983	98,747
Total	19,79,915	2,17,085	21,97,000

G. V. DAMLE
Ag. Chief Accountant.

V. L. GIDWANI
Municipal Commissioner.

APPENDIX

Revenue Account Balance Sheet

LIABILITIES.							Rs.	a.	p.
Debts—									
Due on Cash Bills outstanding Account	16,157	13	0	
Due on Cheques payable	10,59,158	12	9	
Due on Outstanding Charges for 1956-57 and previous years (<i>vide</i> Appendix No. 4)	31,93,876	0	0	
Due on Outstanding Charges on account of interest accrued but not paid (<i>vide</i> details shown in Appendix No. 14)	1,11,477	6	8	
Deposits in cash and public securities from contractors and private parties (<i>vide</i> details shown in Appendix No. 13)	57,67,809	11	7	
							1,01,48,479 12 0		
Public Monuments Maintenance Fund (<i>vide</i> details shown in Appendix No. 16B)	16,317	15	1	
 Special Funds as at 31st March 1957—									
Water Mains Depreciation Fund	53,613	1	8	
Hospital Fund	1,23,991	12	2	
Secondary Schools Committee Gymnasium Fund	4,045	5	8	
							1,81,650 3 6		
Surplus Revenue Fund (<i>vide</i> Appendix No. 2)	82,30,323	4	11	
Total ...							1,85,76,771	3	6

G. V. DAMLE,
Ag. Chief Accountant.

No. 5

as at 31st March 1957.

ASSETS		Rs. a. p.	Rs. a. p.
Cash at Bank	...	7,81,886	10 2
Cash in Office	...	18,26,022	11 3
Current Account with the State Bank of India, Bombay for payment of interest on Suburban Loans	...	68,780	0 0
Bombay Municipal Corporation Loans Interest warrents payable Account	...	6,848	10 0
		26,83,537	15 5
Plant and Machinery			
Balance on 1-4-1956	...	3,30,873	1 0
Add—Expenditure during 1956-57	...	1,84,383	14 0
		5,15,256	15 0
Less—Amount recouped	...	1,25,643	3 0
		3,89,613	12 0
	In Securities.	In Cash.	
	Rs. a. p.		
Public Monuments Maintenance Fund (vide Appendix 16B)	16,000 0 0	317 15 1	16,317 15 1
Advances recoverable (vide Appendix No. 12)—			
Municipal Officers	...		41,988 1 9
Departmental Works	...		8,25,923 7 4
Private Works	...		1,83,099 5 0
Sundries Miscellaneous Advances	...		5,20,927 12 7
Improvement of private streets	...		1,27,577 11 9
Cost of Revision of Grades of Suburban Staff	...		1,547 14 0
Purchase of Petrol and Diesel oil	...		13,596 0 6
Municipal Contractors	...		202 13 0
Demolition of Sheds	...		2,306 8 0
			17,17,169 9 11
Deposit in Public Securities—			
With the State Bank of India	...		5,46,950 0 0
With Reserve Bank of India, Bombay	...		307 2 0
In Office	...		*30,600 0 0
			5,77,850 2 0
Investments†—			
Special Funds			
Water Mains Depreciation Fund	53,545 8 0	67 9 8	53,613 1 8
Hospital Fund	1,23,791 14 0	199 14 2	1,23,991 12 2
Secondary Schools Committee Gymnasium Fund	4,000 0 0	45 5 8	4,045 5 8
	1,81,337 6 0	312 13 6	1,81,650 3 6
Surplus Fund—	Face Value.	Cost.	
3% Govt. Pro. Notes 1896-97	15,500	15,638 1 7	
3½% Municipal Debentures	52,300	50,616 9 6	
3½% Do. Do.	1,100	1,034 0 0	
4% Do. Do.	14,90,000	14,82,550 0 0	
3% Conversion Loan 1946-86	7,44,900	7,40,812 1 6	
3% Govt. Loan 1963-65	2,13,000	2,12,862 8 0	
3% Govt. Funding Loan 1966/86	9,800	9,800 0 0	
3½% Govt. of India Loan 1974	2,22,800	2,19,458 0 0	
Post Office National Savings Certificates	3,67,290	4,93,660 8 0	
	31,16,690	32,26,431 12 7	
In Cash, Fixed, call, and Current Account Deposits		97,84,199 13 0	1,30,10,631 9 7
		Total	1,85,76,771 3 6

† For Face, Purchase and Market Value of each kind of Securities held in the Social Funds please see Appendix No. 16.

* Includes Rs. 29,500 kept in office Treasury as Securities were not received by the party, and held under Deposit Account F Paper Deposits etc.

V. L. GIDWANI,
Municipal Commissioner.

APPENDIX No. 6

Statements of Special Funds: 1956-57

Water Mains Depreciation Fund.		Dr.	Cr.
		Rs. a. p.	Rs. a. p.
Balance on 1st April 1956	52,039 6 8
Interest realized during the year	1,573 11 0
Expenditure incurred during the year
Balance on 31st March 1957 as per Balance Sheet, Appendix No. 5	...	53,613 1 8	...
Total	...	53,613 1 8	53,613 1 8

Hospital Fund.

		Dr.	Cr.
		Rs. a. p.	Rs. a. p.
Balance on 1st April 1956	1,23,991 12 2
Balance on 31st March 1957 as per Balance Sheet, Appendix No. 5	...	1,23,991 12 2	...
Total	...	1,23,991 12 2	1,23,991 12 2

Public Monuments Maintenance Fund.

		Dr.	Cr.
		Rs. a. p.	Rs. a. p.
Balance on 1st April 1956	16,317 15 1
Donations received during the year
Balance on 31st March 1957 as per Balance Sheet, Appendix No. 5	...	16,317 15 1	...
Total	...	16,317 15 1	16,317 15 1

Secondary Schools Committee Gymnasium Fund (Bandra)

		Dr.	Cr.
		Rs. a. p.	Rs. a. p.
Balance on 1st April 1956	3,930 1 8
Interest realised during the year	115 4 0
Balance on 31st March 1957 as per Balance Sheet, Appendix No. 5	...	4,045 5 8
Total	...	4,045 5 8	4,045 5 8

G. V. DAMLE,
Ag. Chief Accountant.

V. L. GIDWANI,
Municipal Commissioner.

APPENDIX No. 7
Capital Fund Balance Sheet as at 31st March 1957

LIABILITIES		ASSETS	
	Rs. a. p.		Rs. a. p.
Loans Outstanding—		Block Account—	
Due to Government—	12,45,128 8 0		
Due to Public—	2,49,65,500 0 0	Loan funds—	
(Vide details as shown in Appendix No. 11). ...	2,62,10,628 8 0	Property and Assets at original cost as per Appendix No. 8	2,81,54,739 12 6
Trust Fund Account—		Trust Fund—	
Donation for School Building at—		Expenditure as per Appendix No. 8 ...	2,55,215 11 0
New Mandala ...	Rs. a. p. 11 12 0	Sinking Fund—	
Extension to School at Madh ...	682 9 0	As per Appendix No. 10	1,37,30,978 8 1
Donation for T. B. clinic at Khar ...	30,000 0 0		
	30,694 5 0		
Surplus—		Loan and Trust Fund—	
Capital Assets at original cost over Liabilities—		Face Value. Rate. Book Value.	
Sinking Fund on Loans	37,30,978 8 1	Rs. Rs. Rs.	
Loan Redemption Fund	2,56,354 15 9	3% Conversion Loan	
Contribution from Trust Fund	2,55,215 11 0	1946-86 34,900 Par 34,900-0-0	
Contribution from Government	22,92,044 3 0	34,900 34,900-0-0	
Contribution from Budget A	3,00,000 0 0		
	68,34,593 5 10	In Fixed Deposits ...	9,00,000-0-0
		In Cash	82-3-3
Grand Total	3,30,75,916 2 10		9,34,982 3 3
		Grand Total	3,30,75,916 2 10

† For face Purchase and Market values of securities held in the Sinking Funds, please see appendix No. 16A.

* Includes Rs. 30,694-5-0 being balance on account of Trust Fund.

G. V. DAMLE,
Ag. Chief Accountant.

V. L. GIDWANI,
Municipal Commissioner.

**APPENDIX No. 8
SUMMARY**

	Total Capital expenditure upto 31st March 1956.	Expenditure during 1956-57.	Total Capital expenditure upto 31st March 1957.
	Rs. a. p.	Rs. a. p.	Rs. a. p.
(1) Loan Funds.			
I.—General Supervision, Collection of Revenue, etc. ...	2,86,585 2 9	4,620 11 0	2,91,205 13 9
II.—Water Works ...	35,90,786 0 11	9,24,008 4 0	45,14,794 4 11
III.—Education Primary ...	1,15,910 3 10	...	1,15,910 3 10
IV.—Education Secondary ...	5,861 4 9	...	5,861 4 9
V.—Public Health Department
VI.—Medical Relief and Education ...	5,36,749 15 3	93,865 3 0	6,30,615 2 3
VII.—Street Cleansing and Conservancy, Road Watering and Halalkhore Service ...	1,09,06,578 1 3	21,08,386 2 0	1,30,14,964 3 3
VIII.—Roads, S. W. Drains and Public Lighting ...	35,72,472 14 10	8,04,886 10 0	43,77,359 8 10
X.—Buildings, Land Acquisition and Management ...	13,43,494 7 3	3,56,549 0 3	17,00,043 7 6
XI.—Fire Brigade ...	2,72,447 1 4	1,081 2 0	2,73,528 3 4
XIII.—Gardens and Open Spaces ...	42,782 4 9	269 15 0	43,052 3 9
XIV.—Markets and Slaughter Houses ...	2,92,888 9 9	50,125 5 0	3,43,013 14 9
XV.—Village Amenities ...	8,39,634 15 5	2,23,924 13 0	10,63,559 12 5
Plant and Machinery ...	14,50,804 7 2	Cr.2,41,512 12 0	12,09,291 11 2
Discount and other charges on Loans ...	5,08,539 14 0	63,000 0 0	5,71,539 14 0
(1) Loan Funds—Total ...	2,37,65,535 7 3	43,89,204 5 3	2,81,54,739 12 6
(2) Trust Fund ...			
Works Executed ...	2,55,215 11 0	..	2,55,215 11 0
Grand Total ...	2,40,20,751 2 3	43,89,204 5 3	2,84,09,955 7 6

APPENDIX No. 8
Block Account showing details of Capital
Expenditure upto 31st March 1957

Name of the Work.	Total Capital Expenditure upto 31st March 1956.	Expenditure during 1956-57.	Total Capital Expenditure upto 31st March 1957.
	Rs. a. p.	Rs. a. p.	Rs. a. p.
I.—GENERAL SUPERVISION, COLLECTION OF REVENUE, ETC.			
Works completed upto 31st March 1956	1,59,683 3 9	...	1,59,683 3 9
Works in progress—			
Purchase of land at Kurla and Chembur for Ward Office Building (Land M Wards)	20,216 13 0	141 1 0	20,357 14 0
Provision of additional floors at Ghatkopar Municipal Ward Office	48,975 1 0	3,357 13 0	52,332 14 0
Construction of Ward Office Building at Juhu	57,710 1 0	1,121 13 0	58,831 14 0
Provision of an additional floor over St. Martin's Building...
Total—Works in Progress	1,26,901 15 0	4,620 11 0	1,31,522 10 0
Total I.—General Supervision, etc.	2,86,585 2 9	4,620 11 0	2,91,205 13 9
II.—WATER WORKS.			
Works completed up to 31st March 1956	6,14,205 9 11	...	6,14,205 9 11
Works in progress—			
Shifting and remodelling the Bandra Hill Pumping Station...	13,640 5 3	3,084 1 0	16,724 6 3
Enlarging the 3" main on Byramji Road, Bandra to 6" size from St. Andrew's Church to Land's end	82,989 13 11	...	82,989 13 11
Laying a 6" water main for the Prabhat Colony in T.P.S. No. V of Santacruz	* 32,706 3 2	...	32,706 3 2
Laying a 6" water main along Bandra Ghodbunder Road between Vile Parle and Santacruz to connect the existing dead ends	44,051 5 0	2 0 0	44,053 5 0
Schemes for water supply to certain villages in suburbs—			
(a) Extending the 8" water main along Andheri Versova Road to supply water to Versova Village	33,167 5 6	...	33,167 5 6
Providing 12" main along Bombay Agra Road from Ghatkopar to Vikhroli	1,45,932 13 11	...	1,45,932 13 11
Laying a 12" water main along Bombay Agra Road from Powai Road to Bhandup	1,98,498 14 10	185 2 0	1,98,684 0 10
Laying a 6" water main along Prof. D'Almeida Road in T.P.S. No. IV Bandra	15,201 10 0	9 11 0	15,211 5 0
Laying a 9" main along Linking Road (Dadabhai Road) from its junction with Juhu Road, upto 9th Road, Khar and 6" mains along North, Main and South Avenues in Gazdar Scheme, Santacruz West...	32,428 10 0	2 14 0	32,431 8 0
Laying a 6" main along Hasanabad Road, Santacruz upto 1st Road, Khar.	42,773 8 11	...	42,773 8 11
Overhauling the Distribution Mains at Vile Parle	...	2,11,754 9 0	2,11,754 9 0
Providing water supply to Mohile Village on Vihar Saki Road	...	32,452 6 0	32,452 6 0
Enlarging the existing 3" C.I. main in Tilak Road and Upasaria Lane from the junction of Khokani Lane to Vallabhbaug Lane to 6" size and extending the same along Tilak Road towards South for 1,000' length	9,718 2 3	Cr. 246 15 0	9,471 3 3
Laying a 4" main in Road No. 15 joining Ghatkopar Mahul Road and Station Avenue Road	5,211 4 6	...	5,211 4 6
Replacing 8" > 6" water main in Hill Road Bandra, by 12" > 9" main from its junction with Ghodbunder Road to Chimbai Church	44,390 4 3	6,749 15 0	50,140 3 3
Enlarging 6" > 5" > 4" > 3" water main along Juhu Road from its junction with Station Road upto Juhu Koliwada to 9" size	1,37,594 4 0	911 0 0	1,38,505 4 0
Providing additional hydrants in the suburbs wherever necessary	36,032 5 8	Cr. 679 14 0	35,352 7 8
Construction of 8 Unit staff quarters with sanitary blocks at Yakola for suburban staff	11,200 3 0	123 10 0	11,323 13 0
Overhauling the distribution mains at Santacruz	4,431 2 0	1,47,082 4 0	1,51,513 6 0
Enlarging the existing 3" water main to 9" > 6" size in Dr. Ambedkar Road	38,387 0 0	2 1 0	38,389 1
Laying a 9" main along new Nagardas Road, Andheri	19,394 10 0	...	19,394 10 0
Laying a 4" water main in Everest Road—Andheri	9,178 6 3	...	9,178 6 3
II.—Water Works—Works in Progress—Carried over	9,56,928 4 5	4,00,432 12 0	13,57,361 0 5
II.—Water Works—Works Completed—Carried over	6,14,205 9 11	...	6,14,205 9 11

* In addition to this the expenditure, amounting to Rs. 1,000 has been met from the contribution of the equivalent amount received from Santa Cruz Refugee Association.

APPENDIX No. 8—(contd.)
Block Account showing details of Capital
Expenditure upto 31st March 1957.

Name of the Work.	Total Capital Expenditure up to 31st March 1956.	Expenditure during 1956-57.	Total Capital Expenditure upto 31st March 1957.
	Rs. a. p.	Rs. a. p.	Rs. a. p.
II.—Water Works—Works Completed—Brought over ...	6,14,205 9 11	...	6,14,205 9 11
II.—Water Works—Works in Progress—Brought over ...	9,56,928 4 5	4,00,432 12 0	13,57,361 0 5
Enlarging the existing 3" main along Mahatma Gandhi Road—Tilak Road—Santa Cruz—to 9" size ...	28,748 14 0	531 1 0	29,279 15 0
Laying a 4" water main in Vadhavli Village Road ...	6,378 2 0	...	6,378 2 0
Enlarging the existing water main and laying new water mains in Roads at Chembur for Chembur Development Scheme ...	56,300 11 9	...	56,300 11 9
Laying 4" water main in Majas Village, Jogeshwari ...	6,040 10 0	...	6,040 10 0
Providing 8 unit labour staff chawls at Nawpada—Bandra	104 8 0	104 8 0
Extending the existing 4" main in Koliwada Borla Road for a length of 850 R.ft. upto its junction by Ghatkopar Mahul Road ...	5,578 2 0	...	5,578 2 0
Fabricating and laying 36" > 24" diameter pipe line for proposed Oil Refineries at Trombay ...	12,09,143 2 4	2,557 0 3	12,11,700 2 7
Enlarging 3" > 2" main in Mehtab Lane and Jewish Colony to 6" size and extending it further to Bombay Agra Road ...	9,415 13 0	...	9,415 13 0
Laying a 4" water main in Vallabh Baug Road extension from its junction with Tilak Road, Ghatkopar ...	4,243 7 0	Cr. 11 8 0	4,231 15 0
Enlarging the existing 6" water main in Pali Malla Road, Bandra to 12" size ...	25,313 1 7	57 4 0	25,400 5 7
Construction of Malla Pump House ...	6,354 7 3	3,079 1 3	9,433 8 6
Remodelling water supply distribution system in 'K' Ward ...	78,035 4 6	1,08,695 12 0	1,86,731 0 6
Remodelling water supply distribution in 'H' Ward, Bandra ...	75 1 0	115 3 0	190 4 0
Laying a 12" main along Kurla, Andheri Road from Tansa main to Saki Naka and 9" main along Marol Miroshi Road ...	102 4 0	53,329 11 0	53,431 15 0
Enlarging the existing 3" C.I. main in Vallabh Baug Lane (Ghatkopar) from its junction with Mahatma Gandhi Road upto Tilak Road to 6" size ...	9,318 7 0	...	9,318 7 0
Laying a 6" C.I. main in Gopal Lane, Ghatkopar ...	8,161 12 0	494 13 0	8,656 9 0
Laying a 4" C.I. main in 7th Road, Chembur ...	10,557 5 5	595 14 0	11,153 3 5
Providing staff quarters for inspectorial staff at Santacruz yard Vakola ...	100 0 0	...	100 0 0
Enlarging the existing 2" main along Suren Road (Carter Road) Andheri to 4" size ...	7,636 3 0	...	7,636 3 0
Laying small sized mains wherever necessary ...	22,799 13 8	8,698 14 6	31,498 12 2
Laying 12" > 9" > 6" water main along Bombay Agra Road, Kurla ...	61,798 10 10	8,654 14 0	70,453 8 10
Enlarging the existing water main in Danda Village, Bandra ...	38,630 1 6	7,495 4 0	46,175 5 6
Laying a 12" water main along Bombay Agra Road, Bhandup from Town Duty Office towards North upto Greater Bombay Municipal limit ...	29 6 0	22,157 10 1	22,187 0 1
Laying a 4" water main in Subash Road, Vile-Parle ...	5,779 8 0	...	5,779 8 0
Enlarging the existing 3" > 2" water main in Shradhanand Road, Vile-Parle to 6" size and extending it ...	6,473 8 0	80 2 0	6,553 10 0
Laying a 4" water main along St. Martin's Road in T.P.S. II, Bandra ...	5,343 4 0	...	5,343 4 0
Laying a 4" water main from Powai Yard along Vihar Saki Road and Powai Thana Road for a length of 3,600 R.ft. ...	16,854 4 0	...	16,854 4 0
Laying 4" > 2" C.I. water main in Municipal Road leading to the Night Soil Depot off Bombay Agra Road at Ghatkopar for a length of 1,300 R.ft. ...	7,339 1 0	...	7,339 1 0
Enlarging 3" water main to 6" along North Main and South Avenue and providing 4" water main along Western, Central and East Avenue ... Santacruz.	32,243 3 0	912 9 0	33,155 12 0
Laying a 6" and 4" water mains in certain roads in Khar Scheme ...	44,033 3 0	237 5 0	44,270 8 0
Enlarging the existing 3" water main in Pali Village to 6" size and extending it ...	15,066 15 0	Cr. 254 15 0	14,812 0 0
II.—Water Works—Works in Progress—Carried over ...	26,84,901 14 3	6,17,963 3 1	33,02,865 1 4
II.—Water Works—Works Completed—Carried over ...	6,14,205 9 11	...	6,14,205 9 11

APPENDIX No. 8—(Contd.)
Block Account showing details of Capital
Expenditure upto 31st March 1957.

Name of the Work	Total Capital Expenditure upto 31st March 1956.		Expenditure during 1956-57.		Total Capital Expenditure upto 31st March 1957.	
	Rs.	a. p.	Rs.	a. p.	Rs.	a. p.
II.—Water Works—Works Completed—Brought over ...	6,14,205	9 11	6,14,205	9 11
II.—Water Work.—Works in Progress—Brought over ...	26,84,901	14 3	6,17,953	3 1	33,02,865	1 4
Laying a 4" and 6" water mains in Andheri Gaothan (K Ward) ...	13,047	6 0	Cr. 18 4 0	...	13,029	2 0
Enlarging the existing 3" water main in Saraswati Road, Santa Cruz to 12" > 9" > 6" size and extending it ...	9,915	2 0	1,154	13 0	11,069	15 0
Laying a 6" water main in Nariman Road, Vile Parle ...	8,928	6 0	185	5 0	9,113	11 0
Laying a 6" water main in Pandya Lane, Juhu ...	81	15 0	4,021	40 0	4,102	15 0
Extending a 6" water main in Old Post Office Lane, Andheri ...	7,037	13 0	7,037	13 0
Enlarging the existing water mains and laying new water mains in T.P.S III, Santa Cruz ...	24,171	9 0	610	13 0	24,782	6 0
Enlarging the existing 5" water main along Ghatkopar Mahul Road, to 12" size ...	80,647	6 2	53,514	5 6	1,34,158	11 8
Laying a 4" water main in Bhatti pada Road, Bhandup ...	89	9 0	2,250	7 0	2,340	0 0
Enlarging the existing 2" C.I. Pipe line in Jiwadava Lane, Ghatkopar to 6" size ...	186	9 0	186	9 0
Laying a 4" water main along Nawroji Lane and 3" water main along Nawroji Cross Lane, Ghatkopar ...	8,303	6 0	95	9 0	8,398	15 0
Laying a 4" water main along Hingwala Lane from its junction with Upasaria Lane, Ghatkopar ...	6,709	10 0	1,085	8 0	7,795	2 0
Enlarging the existing 2" C.I. main in Derasar Lane, Ghatkopar from its junction with Mahatma Gandhi Road with Tilak Road to 4" size ...	4,984	2 0	2,234	12 0	7,218	14 0
Laying a 4" water main along Joshi Lane extension from its junction with Tilak Road, Ghatkopar ...	5,967	8 8	117	11 0	6,085	3 8
Laying a 4" water main in Derasar Lane extension from its junction with Tilak Road, Ghatkopar ...	3,685	5 6	693	11 0	4,379	0 6
Laying a 4" water main in Gurukool Lane, Ghatkopar ...	4,049	5 2	369	8 0	4,418	13 2
Laying 4" C.I. main along 1st Road and Jethalal Parekh Road from its junction with 1st road with Khot Lane, etc. ...	4,650	9 9	1,045	11 0	5,696	4 9
Providing 9" > 6" water main for Mahul Village ...	687	7 0	13,927	15 1	14,615	6 1
Laying 18" > 15" > 12" water main in Bandra Chodbunder Road from its junction with Caves Road Jogeshwari to Greater Bombay Municipal Limits ...	2,121	6 0	11,792	5 0	13,913	11 0
Laying 18" > 15" > 12" water main along Caves Road, Jogeshwari ...	3,082	2 0	2,617	6 0	5,699	8 0
Enlarging the existing 6" and 4" water main in Old Nagardas Road and Parsi Panchayat Road to 9" > 6" size and extending it ...	27,316	11 0	6,017	0 0	33,333	11 0
Enlarging the existing 3" water main in Pali Road (Dr. Ambedkar Road, Bandra, H-Ward) to 9" < 12" > 9" size ...	17,063	14 0	42,693	2 0	59,757	0 0
Enlarging existing 2" main Marol Village to 4" size ...	7,900	8 6	1,691	12 0	9,592	4 6
Laying 18" main along Sion Trombay Road upto Borla Village	172	15 0	172	15 0
Laying water mains in Juhu Vile-Parle Development Scheme ...	18,683	3 0	41,096	12 0	59,779	15 0
Laying 12" water main along Military Road and Aerodrome Road, Santa Cruz for A.I.I. Staff ...	31,618	14 0	8,211	1 0	39,829	15 0
Laying 9" C.I. main along Kanjur Village Road from its junction with Bombay Agra Road, Bhandup ...	748	13 0	48,296	31 0	49,045	0 0
Enlarging and laying water mains for Hindu Friend's Society Andheri	32,215	9 0	32,215	9 0
Laying 6" main in Bimanpuri Road from its junction with Kurla Andheri Road to Bimanpuri Village and 3" main inside the village
Laying 6" main in passage connecting Swadeshi Mill Road and Sion Trombay Road	Cr. 0 5 0	...	Cr. 0 5 0	...
Replacing the existing 3" water main on Mahatma Gandhi Road Vile-Parle to 9" main
II.—Water Works Works in Progress—Carried over ...	9,76,580	7 0	8,94,052	11 8	38,70,633	2 8
II.—Water Works—Works Completed Carried over ...	6,14,205	9 11	6,14,205	9 11

APPENDIX 8—(Contd.)
Block Account showing details of Capital
Expenditure upto 31st March 1957.

Name of the Work.	Total Capital Expenditure upto 31st March 1956.	Expenditure during 1956-57.	Total Capital Expenditure upto 31st March 1957.
	Rs. a. p.	Rs. a. p.	Rs. a. p.
II.—Water Works—Works Completed—Brought over ...	6,14,205 9 11	...	6,14,205 9 11
II.—Water Works—Works in Progress—Brought over ...	29,76,580 7 0	8,94,052 11 8	38,70,633 2 8
Laying a 6" water main along Irla Road Vile Parle
Laying 9" water main in Police Station Road and 4" in Ponds Gathan Vile Parle	3,839 5 0	3,839 5 0
Laying 9" water main along Vithalbhai Patel Road (Linking Road) from its junction with Turner Road to its junction with Khar Pali Road in T. P. S. No. III, Bandra	4,705 10 0	4,705 10 0
Replacing and extending 3" main along 1st Road Khar by 9" main from Linking Road to Danda Bus Terminus	6,500 8 0	6,500 8 0
Enlarging 3" main on Linking Road, Khar, to 9" size from its junction with Khar Pali Road to 9th Road
Enlarging the existing 2" water main along Dixit Road Vile Parle to 6" size and extending it upto Playground Road	Cr. 0 4 0	Cr. 4 0 0
Laying 4" and 6" water mains in T.P.S. No. III Bandra
Enlarging the existing 2" water main in Playground Road Vile Parle to 9" size and extending it along Dixit Road Extension
Providing a 4" water main in Datta Mandir Lane, Vakola	2,378 0 0	2,378 0 0
Laying 4" water mains in Lanes off Juhu Road
Enlarging the existing 3" water main in Sherly and Rajan Villages in Bandra to 6" size
Enlarging the existing 3" water main in Mount Carmel Road to 6" and providing 4" water main in Rebello Road in Suburban Scheme No. 8 Bandra
Providing a 9" water main in Nagardar Cross Road, Andheri
Laying 4" and 3" water main in Lanes off Perry Road and Andrews Road, Bandra 'H' Ward
Laying water mains in Andrew's Lane, Cottage Lane, Croft Lane and Gujjar Lane Santa Cruz
Renovating the Stores Room at Bandra	124 7 0	124 7 0
Laying 4" water main in Chapel Lane and Tank Street, Santa Cruz
Laying two 24" dia. water mains in Linking Road and Pali Danda Road and Hill Road
Laying a 24" connection off 24" Tulsi main at Bandra (near Slaughter House) for length of 1,800 R. ft.	1,665 13 0	1,665 13 0
Laying 30" branch connection off 24" Tulsi main at Khar Railway Station upto Pali Hill
Providing 4" and 6" water mains in Khar Village
Laying 4" water main in Kirol Road	37 13 0	37 13 0
Extending the 6" water main in Sion Trombay Road for a length of 3,500 R. ft. from Chitah Camp
Enlarging the existing 3" water main in Nowroji Lane Ghatkopar to 6" size	282 4 4	282 4 4
Laying 6" water main in T.P.S. II Ghatkopar	5,947 11 0	5,947 11 0
Laying a 9" water main near Kherwadi Bandra	3,790 14 0	3,790 14 0
Laying 24" > 18" < 24" water main along Central Salsette Track and Madhyar Amarsey Road between Tansa main at Sahar and Ghod-bunder Road Andheri	683 7 0	683 7 0
Total—Works in Progress ...	29,76,580 7 0	9,24,008 4 0	39,00,588 11 0
Total—II—Water Works ...	35,90,786 0 11	9,24,008 4 0	45,14,794 4 11
III.—EDUCATION—PRIMARY.			
Works Completed upto 31st March 1956 ...	81,153 15 5	...	81,153 15 5
Works in Progress—			
School Building at Vile Parle West (11 Rooms) ...	34,756 4 5	...	34,756 4 5
School Building at Vile Parle (East (10 Rooms) and additional floor
Total—Works in Progress ...	34,756 4 5	...	34,756 4 5
Total—III.—Education—Primary ...	1,15,910 3 10	...	1,15,910 3 10
IV.—EDUCATION SECONDARY			
Works completed upto 31st March 1956 ...	5,861 4 9	...	5,861 4 9
Works in progress—			
Acquisition of land bearing Plot No. 112 of T.P.S. No. III Vile Parle (West) for construction of a Public Library Building at
Total Works in progress
Total—IV.—Education Secondary ...	5,861 4 9	...	5,861 4 9

APPENDIX No. 8—(Contd.)
Block Account showing details of Capital
Expenditure upto 31st March 1957.

Name of the Work.	Total Capital Expenditure upto 31st March 1956.	Expenditure during 1956-57.	Total Capital Expenditure upto 31st March 1957.
	Rs. a. p.	Rs. a. p.	Rs. a. p.
V.—PUBLIC HEALTH DEPARTMENT			
Works completed upto 31st March 1956
Work in Progress
Improvement to the cemeteries in Suburbs
Total Work in Progress
Total V.—Public Health Department
VI.—MEDICAL RELIEF AND EDUCATION.			
Works completed upto 31st March 1956	35,559 2 0	...	35,559 2 0
Works in progress—			
Construction of maternity wing in the Building of Seth V. G. Gandhi and Seth M. A. Vora Municipal Hospitals at Rajswadi, Ghatkopar	71,238 12 9	...	71,238 12 9
Construction of a Maternity Home, a Dispensary and a Mobile Hospital unit at Ghatkopar including Staff Quarters	2,76,129 6 6	2,274 10 0	2,78,404 0 6
Extension of Maternity Ward for providing additional beds at Chembur	45,998 5 0	3,670 15 0	49,669 4 0
Construction of a Maternity Home in the Compound of N. J. Wadia Dispensary, Andheri	100 2 0	...	100 2 0
Providing dispensaries in Suburbs	28,690 15 0	15,821 11 0	44,512 10 0
Quarters for Medical Officers and Asstt. Medical Officer,—Bhabha Hospital Bandra	94 8 0	...	94 8 0
Additions and alterations to the Bhabha Hospital, Bandra, for a new Maternity and Labour Ward, etc.	34,527 13 0	47,337 6 0	81,865 3 0
Construction of an additional floor over the Hospital Building including alterations on the ground floor Bhabha Hospital, Kurla	...	37 4 0	37 4 0
Quarters for Medical Officer and Lady Doctor—Bhabha Hospital Kurla
Construction of a separate out-patient Department at the K. B. Bhabha Hospital, Kurla	44,410 15 0	...	44,410 15 0
Providing a T. B. Clinic at Khar	...	24,723 5 0	24,723 5 0
Total Works in Progress	5,01,190 13 3	93,865 3 0	5,95,056 0 3
Total VI.—Medical Relief and Education	5,36,749 15 3	93,865 3 0	6,30,615 2 3
VII.—STREET CLEANSING AND CONSERVANCY, ROAD WATERING AND HALALKHORE SERVICE.			
Works completed up to 31st March 1956	2,80,073 1 0	...	2,80,073 1 0
Works in progress—			
Construction of quarters for conservancy staff on the land bearing Survey No. 38, Hissa Nos. 2 and 3 at Juhu (36 tenements)	1,85,706 0 0	903 6 0	1,86,609 6 0
Construction of quarters for conservancy staff at Chembur (34 tenements)	1,76,944 8 0	...	1,76,944 8 0
Subvention Scheme—Conversion of Basket privies into W.C.'s on full flushing system in Suburbs	55,600 0 0	1,00,355 14 0	1,55,955 14 0
Acquisition of the plot of open land abutting on Agra Road at Kanjur for construction of Refuse Dump for Ghatkopar Area
Sewer in Linking Road T. P. S. Bandra (Item No. 5)	80,617 2 0	...	80,617 2 0
(a) Khari Village Sewer (East)	20,683 1 0	...	20,683 1 0
(b) Sewer in 32nd Road T. P. S. III—Bandra	76,595 13 0	...	76,595 13 0
Sewer in 2nd Hasanabad Lane at Santacruz, in Convent Avenue St Francis Avenue and St. Joseph's Avenue	1,02,131 15 9	...	1,02,131 15 9
VII.—Street Cleansing, etc.—Works in progress—Carried over	6,98,278 7 9	1,01,259 4 0	7,99,537 11 9
VII.—Street Cleansing, etc.—Works Completed—Carried over	2,80,073 1 0	...	2,80,073 1 0

APPENDIX No. 8—(Contd.)
Block Account showing details of Capital
Expenditure upto 31st March 1957.

Name of the Work.	Total Capital Expenditure upto 31st March 1956.	Expenditure during 1956-57.	Total Capital Expenditure upto 31st March 1957.
	Rs. a. p.	Rs. a. p.	Rs. a. p.
VII.—Street Cleansing, etc.—Works Completed—Brought over ...	2,80,073 1 0	...	2,80,073 1 0
VII.—Street Cleansing, etc.—Works in progress—Brought over ...	6,98,278 7 9	1,01,259 4 0	7,99,537 11 9
Sewage in Ghodbunder Road from Church Avenue to Willingdon Colony and Sewers in South Avenue and branch Sewers in Road Nos. 10, 11 and 12 and Linking Road ...	2,39,739 14 0	...	2,39,739 14 0
Cost of Pumping Station at Kurla ...	4,31,730 5 0	13,749 2 0	4,45,479 7 0
Bandra Pumping Station (Bunderwadi) ...	2,55,872 4 0	35,133 5 0	2,91,005 9 0
Disposal works at Khar ...	9,30,701 6 0	6,804 2 0	9,37,505 8 0
(a) Providing and laying 9" sewers in Dr. Babasaheb Ambedkar Road from junction 1st Road to Khar Pali Road at Khar ...	61,024 9 0	...	61,024 9 0
(b) Providing and laying 15"—12" sewers in South Avenue from junction Linking Road to junction 1st Road at Khar ...	1,90,842 15 9	...	1,90,842 15 9
(c) Providing and laying 9" sewer in 15th Road at Khar ...	66,331 4 0	...	66,331 4 0
(d) Providing and laying 9" sewer in 16th Road at Khar ...	78,796 1 0	...	78,796 1 0
(e) Providing and laying 9" sewer in 17th Road at Khar ...	66,213 15 3	...	66,213 15 3
Laying 24" dia. sewer in Linking Road from junction South Avenue to Manhole No. 17 ...	2,12,529 0 0	...	2,12,529 0 0
(a) Laying 24" dia. sewer in Linking Road from Manhole No. 17 to junction Juhu Road ...	1,50,170 5 0	...	1,50,170 5 0
(b) Laying 12"—9" sewer along North Avenue, Ghodbunder Road—Tank Road ...	1,06,132 6 9	...	1,06,132 6 9
Acquisition of land for construction of quarters for Conservancy Staff at Bhandup (52 tenements)
Construction of public conveniences in the suburbs ...	42,162 10 0	42,550 0 0	84,712 10 0
Providing and laying sewers in portions between South Avenue and Saraswati Road Santacruz—			
(a) 9" sewer in Main Avenue with 9" branch connections from East Avenue, Central Avenue and West Avenue ...	73,095 10 0	...	73,095 10 0
(b) 9" sewer in West Avenue, Croft Lane, Gujar Lane, St. Andrew's Road and old Tank Road ...	57,276 4 0	346 11 0	57,622 15 0
(c) 9"—12" sewers in Station Road and Saraswati Road to join 24" dia. main sewer in Dadabhai Road ...	56,077 10 0	...	56,077 10 0
(d) 9" dia. sewer in St. Andrew's Road, Cottage Lane Old Tank Road, Tank Road, Hasanabad Lane No. 1 joining main sewer in Saraswati Road Station Road ...	40,896 7 0	...	40,896 7 0
Providing and laying main sewer in the proposed 100' Road in Juhu Colony, Dist. No. II between Versova Road and Ghodbunder Road ...	6,60,975 4 0	6,51,014 8 0	13,11,989 12 0
Providing and laying sewers in 18th, 19th, 20th, 21st, 1st and 14A Roads at Khar ...	1,91,467 8 0	800 2 0	1,92,267 10 0
Providing and laying 30"—42" dia. Hume pipesewers in Mahim Causeway, 100"—0", proposed promenade, Dharavi Road and proposed 100"—0" Road in Dharavi Scheme ...	1,73,489 13 0	...	1,73,489 13 0
Sewers in Khari Gaonhan ...	2,56,649 0 0	...	2,56,649 0 0
Providing new Street connections in the Suburbs ...	46,338 14 0	21,578 9 0	67,917 7 0
Providing Sewerage facilities and sewage Disposal Works at Ghatkopar ...	22,67,141 0 9	2,14,328 6 0	24,81,469 6 9
Sewer works in area (North of Saraswati Road Station Road) bounded by Dadabhai Road on the west and western Railway boundary on the East Santacruz ...	4,67,833 10 0	20,492 14 0	4,88,326 8 0
Khar Purification Works—Construction of an open stream water drain ...	19,626 2 0	...	19,626 2 0
Providing and laying sewers to drain the proposed tenements at Ghatkopar and Chembur to be constructed under the Subsidized Industrial Housing Scheme of the Government of India ...	5,32,638 0 0	8,690 3 0	5,41,328 3 0
Pumping Station and Purification Works for District No. II ...	6,46,112 11 0	3,65,851 8 0	10,11,964 3 0
Construction of quarters for Conservancy Staff at Kurla ...	1,14,112 2 0	37,673 7 0	1,51,785 9 0
VII.—Street Cleansing, etc.—Works in progress—Carried over ...	91,34,255 7 3	15,20,272 1 0	1,06,54,527 8 3
VII.—Street Cleansing, etc.—Works Completed—Carried over ...	2,80,073 1 0	...	2,80,073 1 0

APPENDIX No. 8—(Contd.)
Block Account showing details of Capital
Expenditure upto 31st March 1957.

Name of the Work.	Total Capital Expenditure upto 31st March 1956.	Expenditure during 1956-57.	Total Capital Expenditure upto 31st March 1957.
	Rs. a. p.	Rs. a. p.	Rs. a. p.
VII.—Street Cleansing, etc.—Works Completed—Brought over ...	2,80,073 1 0	...	2,80,073 1 0
VII.—Street Cleansing, etc.—Works in progress—Brought over ...	91,34,255 7 3	15,20,272 1 0	1,06,54,527 8 3
Taking over Jay Bharat Sewage Pumping Station at Khar ...	12,135 11 0	105 0 0	12,240 11 0
Providing sewerage arrangements for Gazadar Scheme, Saraswati Colony and Adjacent area in Dist. No 1 at Santacruz ...	1,97,730 9 0	20,344 7 0	2,18,075 0 0
Laying 18" C. I. Rising Main from the proposed Kurla Pumping Station to Dharavi purification works ...	2,06,878 13 0	11,943 13 0	2,18,822 10 0
Treatment works at Ghatkopar ...	5,66,546 13 0	2,19,018 9 0	7,85,565 9 0
Branch Sewers in Chembur area ...	3,22,400 5 0	3,11,233 6 0	6,33,633 11 0
Laying 12" rising main from Jayabharat Pumping Station to Khar Purification Works ...	42 0 0	14,195 0 0	14,237 0 0
Acquisition of land at Bhandup for dumping Night Soil ...	2,415 0 0	...	2,415 0 0
Construction of quarters for Conservancy Staff at Versova including cost of acquisition	11,130 0 0	11,130 0 0
Construction of Garages for housing the vehicles of the Conservancy Branch, including acquisition of land ...	1,84,100 6 0	...	1,84,100 6 0
Construction of quarters for Conservancy Staff consisting of 68 tenements and Garage at Ghatkopar
Construction of Night Soil Depot at Ghatkopar Purification Works
Laying branch sewers in Vile Parle
Laying 18" dia. H. P. sewer along Dadabhoy Road from junction Juhu Road to the B. E. S. & T. Undertaking Depot	71 11 0	71 11 0
Providing sewerage facilities in Pali Hill area, Bandra	72 3 0	72 3 0
Sewerage scheme for the Suburban areas included within the limits of Greater Bombay Dist. II (Pali and Andheri), cost of office equipment
Supplemented works at Sewage Purification works Khar
Remodelling the existing sewers and laying of new sewers in Kurla
Construction of a Pumping Station at Khar
Total works in progress ...	1,06,26,505 0 3	21,08,386 2 0	1,27,34,891 2 3
Total.—VII.—Street Cleansing, etc. ...	1,09,06,578 1 3	21,08,386 2 0	1,30,14,964 3 3
VIII.—ROADS, S. W. DRAINS AND PUBLIC LIGHTING.			
Works completed up to 31st March 1956 ...	16,07,105 5 10	...	16,07,105 5 10
Works in progress—			
Constructing and grouting Linking Road (Portion) in T. P. Scheme, Bandra ...	1,70,118 13 0	1,060 4 0	1,71,179 1 0
Constructing Vikhroli Station Road ...	34,335 15 0	...	34,335 15 0
Street improvement in different places—set-backs ...	1,61,788 2 6	47,186 12 0	2,08,974 14 6
Improving the S. W. Drains paved and unpaved in suburban area
(d) Construction of drains in Suburbs ...	3,32,791 8 0	2,47,553 11 0	5,80,345 3 0
(e) Realignment of drain at Juhu
(f) Remodelling culverts in suburbs
Constructing a storm water drain in Bhandup Station Road ...	9,211 14 0	...	9,211 14 0
Widening of Santa Cruz Juhu Road from junction of Dadabhoy Road to Juhu Tara Road junction ...	91,037 2 3	21,281 1 0	1,12,318 3 3
Cutting down the embankment of the Central Salsette Track East and West Kurla Railway Station and constructing S. W. migrated asphalted Roads ...	253 10 0	...	253 10 0
Providing a subway at Andheri Railway Station ...	59,925 10 0	2,331 0 0	62,256 10 0
Salsette track Road between Vile-Parle and Andheri ...	55,110 1 0	...	55,110 1 0
VIII.—Roads, S. W. Drains, etc.—Works in Progress—Carried over ...	9,14,572 11 9	3,19,412 12 0	12,33,985 7 9
VIII.—Roads, S. W. Drains, etc.—Works Completed—Carried over ...	16,07,105 5 10	...	16,07,105 5 10

APPENDIX No. 8—(Contd.)
Block Account showing details of Capital
Expenditure upto 31st March 1957.

Name of the Work.	Total Capital Expenditure upto 31st March 1956.	Expenditure during 1956-57.	Total Capital Expenditure upto 31st March 1957.
	Rs. a. p.	Rs. a. p.	Rs. a. p.
VIII.—Roads, S. W. Drains, etc.—Works Completed—Brought over ...	16,07,105 5 10	...	16,07,105 5 10
VIII.—Roads, S. W. Drains, etc.—Works in Progress—Brought over ...	9,14,572 11 9	3,19,412 12 0	12,33,985 7 9
Providing a store shed at Andheri in the acquired premises of the Tata Institute of social sciences at Ghodbunder Road, Andheri ...	7,276 9 0	...	7,276 9 0
Construction of Eastern Express High-Way in Greater Bombay Region
Widening of Sion Trombay Road ...	73,315 11 0	...	73,315 11 0
Extension of the Daudbag Road including side-drains so as to join Bharda wadi Road, Andheri ...	11,877 2 0	...	11,877 2 0
Construction of a road including side-drains in Kol-Dongri Village between salsette Track and Dadabhoj Road
Widening of Versova Road, Andheri including provision of side-drains in some portion ...	1,13,321 2 0	39,996 14 0	1,53,318 0 0
Construction of a road from Gujarati Munda Road upto the Railway Culvert No. 31 and Subway below the culvert to the south of Railway Station at Vile Parle including cost of acquisition	1,758 0 0	1,758 0 0
Widening of Nehru Road, Santa Cruz ...	37,686 4 0	...	37,686 4 0
Constructing the road between Chembur and Ghatla Village (West) including cost of acquisition
Construction of approach road to Mankhurd Railway Station off Sion Trombay Road including the access to the Mankhurd Village	5,799 11 0	5,799 11 0
Constructing Saki Vehar Road from the premises of Messrs. Larson and Toubro to Vehar Lake including provision of Cross Drains ...	78,394 3 0	23,024 13 0	1,01,419 0 0
Widening of Bridge at Kurla Andheri Road over Mithi River between Kurla and Saki Naka ...	1,54,583 15 0	37 7 0	1,54,621 6 0
Providing 2 additional openings each with 2 sluice gates on Guzdar Bund, Juhu ...	23,876 7 0	677 13 0	24,554 4 0
Construction of an approach road to Govandi Railway Station (including cost of acquisition) ...	1,138 13 0	9,021 14 0	10,160 11 0
Widening of (1) Bombay Agra Road and (2) Ghodbunder Road including provision of foot-paths ...	2,09,333 7 3	2,38,324 1 0	4,47,657 8 3
Providing new access road to Vile Parle (West) Gaathan including provision of side drains and cost of acquisition ...	5,783 10 0	...	5,783 10 0
Extension of subway at Andheri upto private passage opp. Dhiraj Pen Factory	9,601 7 0	9,601 7 0
Acquisition of lands for the construction of (1) Eastern and (2) Western Express Highways in Greater Bombay
Constructing and improving roads in Paranjpe 'B' Scheme at Vile Parle
Widening of Ghatkopar Mahul Road between Chembur Naka and Ghatkopar cemetery including remodelling of existing culverts and providing cross drains ...	1,27,797 4 0	50,859 12 0	1,78,657 0 0
Widening Kurla Andheri Road between Bombay Agra Road & Railway level crossing at Andheri Station ...	1,42,569 2 0	44,860 11 0	1,87,429 13 0
Providing a road overbridge on Harbour Branch Railway Lines south of Kurla on the Eastern Express Highway
Improvement of Nalla from Ghodbunder Road to cremation ground at Andheri ...	44,481 9 0	4,427 15 0	48,909 8 0
Extension of C. S. Track upto Chakala Andheri including provision of side drains ...	19,359 11 0	5,788 15 0	25,148 10 0
Reconditioning of corridor Road running North South between Burmah Shell and Stanvac Refineries	11,263 0 0	11,263 0 0
Improvement of Mahatma Gandhi Road Ghatkopar, including provision of footpaths and side drains
Construction of a slab drain culvert along Nehru Road Santa Cruz near Vakola B idge	40,031 9 0	40,031 9 0
Constructing new roads in Suburbs
Construction of two bridges across Andheri Nalla (1) along Ceasar Road Extension at Ambivli, Andheri and (2) along the road leading to Desai Quarry at Ambivli
Improving Kalina Bridge
Construction of S. W. Dhapa Drain along East of B. A. Road between Kamani Engineering Works and junction with Kurla Andheri Road
Providing S. W. Drain along Dadabhai Road Versova
Taking over for maintenance the road from Gaurdroom Military Camp at Santa Cruz to Kalina Village
Widening of Irla Bridge on Ghodbunder Road, Vile Parle
Construction of a foot overbridge at Vile Parle
Total Works in progress ...	19,65,367 9 0	8,04,886 10 0	27,70,254 3 0
Total,—VIII.—Roads, S.W. Drains etc. ...	35,72,472 14 10	8,04,886 10 0	43,77,359 8 10

APPENDIX No. 8—(Contd.)
Block Account showing details of Capital
Expenditure upto 31st March 1957.

Name of the Work.	Total Capital Expenditure upto 31st March 1956.	Expenditure during 1956-57.	Total Capital Expenditure upto 31st March 1957.
	Rs. a. p.	Rs. a. p.	Rs. a. p.
X.—BUILDINGS, LAND ACQUISITION AND MANAGEMENT.			
<i>Works in progress—</i>			
Acquisition of two pieces of land with structures standing thereon in Greater Bombay	6,63,025 13 0	...	6,63,025 13 0
Town Planning Scheme in suburbs	2,92,739 15 3	86,648 10 3	3,79,388 9 6
Acquisition of land at Vikhroli and Ghatkopar Scheme	2,88,750 0 0	1,45,956 5 0	4,34,706 5 0
Variation of T.P.S. No. IV Bandra	98,929 5 0	8,431 7 0	1,07,360 12 0
Variation of T. P. S. No. III Bandra	49 6 0	1,15,512 10 0	1,15,562 0 0
Total—X.—Buildings, etc. ...	13,43,494 7 3	3,56,549 0 3	17,00,043 7 6
XI—FIRE BRIGADE			
<i>Works in progress—</i>			
Construction of Fire Brigade Station at Andheri	2,72,447 1 4	1,081 2 0	2,73,528 3 4
Construction of Fire Brigade Station in M ward
Total—XI—Fire Brigade ...	2,72,447 1 4	1,081 2 0	2,73,528 3 4
XIII.—GARDENS AND OPEN SPACES			
<i>Works in progress—</i>			
Providing a public park on the open plot at Juhu Road, opposite the Police Station, Santacruz	28,197 15 0	75 10 0	28,273 9 0
Providing a public garden in T. P. Scheme No. IV, Bandra	14,584 5 9	194 5 0	14,778 10 9
Total XIII.—Gardens and Open Spaces ...	42,782 4 9	269 15 0	43,052 3 9
XIV.—MARKETS AND SLAUGHTER HOUSES.			
Works completed upto 31st March 1956	42,222 11 9	...	42,222 11 9
<i>Works in progress—</i>			
Acquisition of Plots Nos. 42 Band 43 of T.P.S. III of Vile Parle for a market
Remodelling of the Khar Market	2,50,665 14 0	50,073 7 0	3,00,739 5 0
Centralization of Slaughter of Sheep and Goats, at Andheri Market	51 14 0	51 14 0
Acquisition of land and establishing markets thereon at Kurla
Total Works in progress ...	2,50,665 14 0	50,125 5 0	3,00,791 3 0
Total XIV.—Markets and Slaughter Houses ...	2,92,888 9 9	50,125 5 0	3,43,013 14 9
XV.—Village Amenities	8,39,634 15 5	2,23,924 13 0	10,63,559 12 5
PLANT AND MACHINERY			
PLANT AND MACHINERY TO BE PURCHASED OUT OF ADVANCES FROM LOAN FUND			
Completed Items—Plant and Machinery Purchased upto 31st March 1956
<i>Works in progress</i>			
II.—WATER WORKS			
Purchase of meters	1,33,455 13 0	38,289 4 0	1,71,745 1 0
Purchase of one No Power driven cut out machine for C.I. Pipe upto 18"	6,050 15 0	6,050 15 0
Purchase of one No. Sump Well Pump	1,254 12 0	Cr. 418 0 0	836 12 0
Purchase of one No. Portable Diesel Engine Driven Bucket Pump
V.—PUBLIC HEALTH DEPARTMENT			
Purchase of Tiffa Tractor, Jeep etc,	21,697 15 0	Cr. 1,437 0 0	20,260 15 0
Purchase of 1 Tool Insecticide Fog Tractor	Cr. 1,135 0 0	Cr. 1,135 0 0	Cr. 2,270 0 0
VI.—MEDICAL RELIEF, ETC.			
Provision of a Mobile Dispensary at Ghatkopar	23,892 0 0	Cr. 4,779 0 0	19,113 0 0
VII.—STREET CLEANSING AND CONSERVANCY ETC			
5 Cesspool Emptiers with Diesel Engine	2,34,139 3 0	...	2,34,139 3 0
Purchase of 6 Cesspool Emptiers with Diesel Engine	2,69,628 7 10	...	2,69,628 7 10
Purchase of 2 scammell three wheeler vehicles for the removal of night soil	9,718 8 0	172 12 0	9,891 4 0
Purchase of 1 Street Watering Lorry	22,021 5 0	22,021 5 0
Purchase of 11 Cesspool Emptiers (Scammell) for removal of cesspool water	2,59,635 5 4	Cr. 1,87,299 0 0	72,336 5 4
Purchase of 54 Trailors for removal of night soil	73,401 0 0	Cr. 24,468 0 0	48,933 0 0
Purchase of 13 Pick ups for towing of night soil Trailors	68,480 3 0	Cr. 20,041 0 0	48,439 3 0
Purchase of 7 Lorries for removal of refuse	1,01,494 2 0	Cr. 33,831 0 0	67,663 2 0
Works in Progress—Carried over ...	11,95,662 5 2	Cr. 2,06,873 12 0	9,88,788 9 2
Completed Items—Carried over

APPENDIX No. 8—(Concl.)
Block Account showing details of Capital
Expenditure upto 31st March 1957

Name of the work	Total Capital Expenditure upto 31st March 1956.		Expenditure during 1956-57.		Total Capital Expenditure upto 31st March 1957.	
	Rs.	a. p.	Rs.	a. p.	Rs.	a. p.
Completed Items—Brought over
Works in Progress—Brought over ...	11,95,662	5 2	Cr. 2,06,873	12 0	9,88,788	9 2
VIII.—ROADS S.W. DRAINS AND PUBLIC LIGHTING						
Purchase of 2 Ferry Boats ...	23,490	0 0	Cr. 2,349	0 0	21,141	0 0
Plant and Machinery taken over from City
Purchase of one 6-8 tons Road Roller ...	30,912	12 0	Cr. 2,378	0 0	28,534	12 0
Purchase of 2 Tar Boilers from V. T. Scheme	2,359	8 0	2,359	8 0
Purchase of 4 Varticle type Portable tar Boilers of 60 gallons Capacity each ...	2,415	2 0	Cr. 2,705	8 0	Cr. 290	6 0
Purchase of 2 Motor Trucks for removal of materials ...	20,734	2 0	Cr. 6,911	0 0	13,823	2 0
XI.—FIRE BRIGADE						
Purchase of new foam and C.O. 2 Crash Tender carrying special equipment for air crashes and oil fires ...	1,05,467	9 0	Cr. 11,719	0 0	93,748	9 0
Purchase of one Jeep for Fire Brigade Department ...	10,856	14 0	Cr. 2,182	0 0	8,674	14 0
Wireless communication
400/500 Gallons motor pump with extension ladder (35 ft. Ajax type) ...	47,250	0 0	Cr. 5,250	0 0	42,000	0 0
Purchase of 1 Motor Ambulance for Andheri Fire Station ...	14,015	11 0	Cr. 3,504	0 0	10,511	11 0
Total Plant and Machinery ...	14,50,804	7 2	Cr. 2,41,512	12 0	12,09,291	11 2
Discount and other charges on Loans—						
Discount and other charges on the loan of Rs. 20 lakhs in 1950-51 ...	1,00,596	4 0	1,00,596	4 0
Discount and other charges on the loan of Rs. 25 lakhs in 1951-52 ...	55,477	13 0	55,477	13 0
Discount and other charges on the loan of Rs. 25 lakhs in 1952-53 ...	1,01,538	10 0	1,01,538	10 0
Discount and other charges on the loan of Rs. 20 lakhs in 1953-54 ...	45,000	0 0	45,000	0 0
Discount and other charges on the loan of Rs. 55 lakhs in 1954-55 ...	96,250	0 0	96,250	0 0
Discount and other charges on the loan of 50 lakhs in 1955-56 ...	1,09,677	3 0	1,09,677	3 0
Discount and other charges on the loan of 42 lakhs in 1956-57	63,000	0 0	63,000	0 0
Total—Discount and other charges ...	5,08,539	14 0	63,000	0 0	5,71,539	14 0
TRUST FUND.						
Works completed up to 31st March 1956—	2,55,215	11 0	2,55,215	11 0
Total—Trust Fund ...	2,55,215	11 0	2,55,215	11 0

G. V. DAMLE,
Ag. Chief Accountant.

V. L. GIDWANI,
Municipal Commissioner.

Appendix No. 9

Statement Showing (1) the total amount of Municipal Loans raised (2) the expenditure incurred thereagainst and (3) the invested balances of the Loans on 31st March 1957.

	Amount available for expenditure.	I.—General Supervision, Collection of Revenue etc.	II.—Water Works.	III.—Education—Primary.	IV.—Education—Secondary.	V.—Public Health Department	VI.—Medical Relief and Education.	VII.—Street Cleansing and Conservancy etc.	VIII.—Roads, S. W. Drains and Public Lighting.	X.—Buildings, Land Acquisition, and Management	XI.—Fire Brigade.	EXIII.—C Gardens and Open Spaces.	XIV.—Markets and Slaughter Houses.	XV.—Village Amenities	Advances for purchase of Plant and Machinery	Discount and other charges.	Total amount expended on works upto 31-3-1957.	Balance unexpended on 31st March 1957.
(1)	(2)	(3)	(4)	(5)	(6)	(7)	(8)	(9)	(10)	(11)	(12)	(13)	(14)	(15)	(16)	(17)	(18)	(19)
	Rs. a. p.	Rs. a. p.	Rs. a. p.	Rs. a. p.	Rs. a. p.	Rs. a. p.		Rs. a. p.	Rs. a. p.	Rs. a. p.	Rs. a. p.	Rs. a. p.	Rs. a. p.	Rs. a. p.	Rs. Rs. p.	Rs. a. p.	Rs. a. p.	Rs. a. p.
Total of different Municipal Loans raised (as per Annual Account for 1955-56) ...	2,22,66,983 7 9																	
Amount of Loan raised from Public in 1956-57 ...	42,00,000 0 0																	
Amount of Contribution received from Government as per Annual Accounts for 1955-56 ...	15,44,044 3 0																	
—Do.— 1956-57 ...	7,48,000 0 0																	
Contribution from Budget 'A' ...	3,00,000 0 0																	
	2,90,59,027 10 9	2,91,205 13 9	45,14,794 4 11	1,15,910 3 10	5,861 4 9		6,30,615 2 3	1,30,14,964 3 3	43,77,359 8 10	17,00,043 7	62,73,528 3 4	43,052 3 9	3,43,013 14 9	10,63,559 12 5	12,09,291 11 2	5,71,539 14 0	2,81,54,739 12 6	9,04,287 14 3

G. V. DAMLE,
Ag. Chief Accountant.

V. L. GIDWANI,
Municipal Commissioner.

APPENDIX No. 10

Sinking Fund

Statement showing the Actual Investments on account of the Sinking Fund of different Municipal Suburbs Loans upto 31st March 1957, compared with the amounts which should have accumulated upto that date on the basis of the Fixed Instalments and the sums set aside as Sinking Fund as on 31st March 1957.

Name of Loan.	Amount raised.	When raised.	When repayable.	Amount of Annual Sinking Fund Instalment.	Date when Sinking Fund commenced.	Amount of Sinking Fund which should have accumulated upto 31st March 1957 at compound interest.
	Rs.			Rs.		Rs.
(3% basis)						
4½% Municipal Suburbs Loans—						
For construction of the Office Building and Vegetable Market, Ghatkopar ...	30,000	1-10-1937	1-10-1957	*		28,456 0 0
For Underground drainage Scheme, Kurla ...	1,65,500	15-1-1937	15-1-1967	3476	1-3-1938	93,640 0 0
4½% for laying underground drain in Bandra and Khar areas ...	4,00,000	15-8-1935	15-11-1965	8,408	15-8-1936	2,45,614 0 0
4% Loan Do. Do. ...	3,00,000	20-3-1939	15-11-1965	7,782	20-3-1940	1,82,370 0 0
4% Municipal Suburbs Loans —	2,22,000	30-3-1940		6,089	30-3-1941	1,32,519 8 0
For construction of quarters for Conservancy Staff, Bandra. ...	48,000	July 1939	15-7-1969	1,008	1-3-1941	21,997 0 0
For repayment to Government of the cost of the Khar Water Supply Scheme (Bandra) ...	1,00,000	4-3-1942	15-7-1972	2,102	1-3-1943	39,187 0 0
3½% Rs. 20 lakhs Bombay Municipal Suburbs Loan of 1950-51 for financing Capital Works such as Water Works etc. ...	20,00,000	1-3-1951	1-3-1966	1,07,534	1-3-1952	6,97,307 0 0
3½% Rs. 25 lakhs Bombay Municipal Suburbs Loan of 1951-52 for financing Capital Works such as Water Works etc. ...	25,00,000	3-10-1951	3-10-1966	1,34,418	3-10-1952	7,24,228 0 0
(3½% basis)						
4% Rs. 25 lakhs Bombay Municipal Suburbs Loan of 1952-53 for financing capital works such as water works etc. ...	25,00,000	1-9-1952	1-9-1964	1,68,781	1-9-1953	7,29,678 0 0
4% Rs. 20 Lakhs Bombay Municipal Suburbs Loan 1953-54 for financing Capital Works such as waterworks etc. ...	20,00,000	1-9-1953	1-9-1963	** 68,924	1-9-1954	2,19,318 0 0
4% Rs. 55 Lakhs Bombay Municipal Suburbs Loan 1954-55 for financing Capital Works such as Waterworks etc. ...	55,00,000	16-10-1954	1-9-1964	1,89,542	16-10-1955	3,94,639 0 0
(3½% basis)						
4% Rs. 50 Lakhs Bombay Municipal Suburbs Loan 1955-56 for financing Capital Works such as Water works etc. ...	50,00,000	15-9-1955	15-9-1965	1,76,806	15-9-1956	1,80,158 0 0
Total ...						36,39,111 8 0

* The Municipality has invested Rs. 24,500 in Post Office National Savings Certificates to build a sum of Rs. 30,000 at the end of September 1957 when these National Savings Certificates will be encashed and the Loan will be repaid. The value of the National Savings Certificates as on 31-3-57 is Rs. 34,300.

** Annual Sinking Fund instalment on 20 year's basis.

(1)	AMOUNT ACTUALLY INVESTED UPTO 31st MARCH 1957.				Amount of Interest accrued upto 31st March 1957, to be collected and invested in 1957-58.	Total of Columns 5 and 6
	Amount of Sinking Fund invested upto 31st March 1956.	Sinking Fund Instalments paid in 1956-57.	Interest, etc., accumulations invested in 1956-57.	Total.		
	Rs. a. p.	Rs. a. p.	Rs. a. p.	Rs. a. p.	Rs. a. p.	Rs. a. p.
Sinking Funds ...	27,36,465 7 4	8,74,870 0 0	1,19,643 0 9	37,30,978 8 1		
Total Sinking Funds ...				37,30,978 8 1		
In Public Securities as detailed in Appendix No. 16-A ...				37,30,945 4 6		
In Cash with the State, Bank of India, Dadar ...				33 3 7		
Total ...				37,30,978 8 1	13,843 2 8	37,44,821 10 9

* The Market Value of the securities on 31st March 1957 is Rs. 38,15,879-14-0 as shown in Appendix No. 16A and after adding the cash balance of Rs. 33-3-7 and the interest accrued on the securities upto 31st March 1957 amounting to Rs. 13,843-2-8 the total amount of Sinking Fund is Rs. 38,29,756-4-3.

G. V. DAMLE,
Ag. Chief Accountant.

V. L. GIDWANI,
Municipal Commissioner.

APPENDIX

Statement showing Outstanding Loans due by the Municipality (Suburban Area), the Interest paid by the State Bank of India and in office during the year and the balance

Serial No.	Particulars of Loans.	Rate of Interest.	Balance due on 1-4-1956.	Amount raised in 1956-57.	Total.
(1)	(2)	(3)	(4)	(5)	(6)
	Loans raised from Government.	Rs.	Rs. a. p.	Rs. a. p.	Rs. a. p.
1	Loan for laying pipe line for Oil Refineries at Trombay, 1st Instalment, Rs. 15 lakhs ...	4 %	13,75,063 0 0	...	13,75,063 0 0
	Loans raised from the Public.				
1	Loan for laying underground Drain in Bandra and Khar Area (Bandra).	4½%	4,00,000 0 0	}	9,22,000 0 0@
		4 %	3,00,000 0 0		
2	Loan for construction of quarters for Conservancy Staff (Bandra) ...	4 %	48,000 0 0	...	48,000 0 0@
3	Loan for repayment to Government of the cost of the Khar Water Supply Scheme (Bandra)...	4 %	1,00,000 0 0	...	1,00,000 0 0@
4	Loan for construction of the Office Building and Vegetable Market, Ghatkopar ...	4½%	30,000 0 0	...	30,000 0 0@
5	Loan for underground drainage scheme (Kurla) ...	4½%	1,65,500 0 0	...	1,65,500 0 0@
6	Rs. 20 lakhs Bombay Municipal Suburbs Loan of 1950-51 for financing Capital Works such as Water Works, Roads, etc., pertaining to Budget 'D' ...	3½%	20,00,000 0 0	...	20,00,000 0 0@
7	Rs. 25 lakhs Bombay Municipal Suburbs Loan of 1951-52 for financing Capital Works such as Water Works, Roads, etc., pertaining to Budget 'D' ...	3½%	25,00,000 0 0	...	25,00,000 0 0@
8	Rs. 25 lakhs Bombay Municipal Suburbs Loan of 1952-53 for financing Capital Works such as Water Works, Roads, etc. pertaining to Budget 'D'. ...	4 %	25,00,000 0 0	...	25,00,000 0 0@
9	Rs. 20 lakhs Bombay Municipal Suburbs Loan of 1953-54 for financing capital Works such as Water Works, Roads, etc. pertaining to Budget 'D' ...	4 %	20,00,000 0 0	...	20,00,000 0 0 @
10	Rs. 55 Lakhs Bombay Municipal Suburbs Loan of 1954-55 for financing Capital Works such as Water Works, Roads, etc., pertaining to Budget 'D' ...	4 %	55,00,000 0 0	...	55,00,000 0 0@
11	Rs. 50 Lakhs Bombay Municipal Suburbs Loan of 1955-56 for financing Capital Works Such as Water Works, Roads, etc., pertaining to Budget 'D' ...	4 %	50,00,000 0 0	...	50,00,000 0 0@
12	Rs. 42 lakhs Bombay Municipal suburbs Loan of 1956-57 for financing Capital Works such as Water Works, Roads etc. pertaining to Budget 'D'...	4 %	...	42,00,000 0 0	42,00,000 0 0@
	Total ...		2,21,40,563 0 0	42,00,000 0 0	2,63,40,563 0 0

@ As under the terms of these loans the bonds cannot be repaid to the holders before the dates stipulated in the debentures.

* In the Annual accounts of 1955-56, the amount of Interest outstanding on 31-3-56 was shown as Rs. 667/- instead of

G. V. DAMLE,
Ag. Chief Accountant.

No. 11

Outstanding on 1st April 1956 on the different Loans, the amount payable for the year 1956-57, the amount outstanding on 31st March 1957.

Amount repaid in 1956-57.	Balance due on 31-3-1957.	Interest outstanding on 1-4-1956.	Interest payable in 1956-57.	Total Interest due.	Deduct—Interest paid.	Outstanding Balance on 31-3-1957.
(7)	(8)	(9)	(10)	(11)	(12)	(13)
Rs. a. p.	Rs. a. p.	Rs. a. p.	Rs. a. p.	Rs. a. p.	Rs. a. p.	Rs. a. p.
1,29,934 8 0	12,45,128 8 0	*611 8 0	54,944 6 0	55,555 14 0	55,002 8 0	553 6 0
...	9,22,000 0 0	794 4 0	38,880 0 0	39,674 4 0	38,640 12 0	1,033 8 0
...	48,000 0 0	...	1,920 0 0	1,920 0 0	1,920 0 0	...
...	1,00,000 0 0	20 0 0	4,000 0 0	4,020 0 0	4,020 0 0	...
...	30,000 0 0	202 8 0	1,350 0 0	1,552 8 0	1,237 8 0	315 0 0
...	1,65,500 0 0	1,514 4 0	7,447 8 0	8,961 12 0	5,116 8 0	3,845 4 0
...	20,00,000 0 0	162 8 0	65,000 0 0	65,162 8 0	56,438 2 0	8,724 6 0
...	25,00,000 0 0	...	93,750 0 0	93,750 0 0	93,750 0 0	...
...	25,00,000 0 0	13,451 4 0	1,00,000 0 0	1,13,451 4 0	1,00,395 12 0	13,055 8 0
...	20,00,000 0 0	...	80,000 0 0	80,000 0 0	80,000 0 0	...
...	55,00,000 0 0	...	2,20,000 0 0	2,20,000 0 0	2,20,000 0 0	...
...	50,00,000 0 0	2,570 0 0	2,00,000 0 0	2,02,570 0 0	1,95,596 4 0	6,973 12 0
...	42,00,000 0 0
1,29,934 8 0	2,62,10,628 8 0	19,326 4 0	8,67,291 14 0	8,86,618 2 0	8,52,117 6 0	34,500 12 0

the Sinking Fund has been invested as shown in detail in Appendix No. 10.

Rs. 611-8-0 The correct position is therefore shown here.

V. L. GIDWANI,
Municipal Commissioner.

APPENDIX No. 12
Statement of Advance for 1956-57.

Name of Account.	Opening Balance on 1st April 1956	Debits during 1956-57.	Total.	Credits during 1956-57.	Closing Balance on 31st March 1957.
	Rs.	Rs.	Rs.	Rs.	Rs.
Departmental Works ...					
Water Works ...	91,567	8,219	99,786	30,999	68,787
Roads Buildings and Drainage ...	5,46,410	5,75,989	11,22,399	3,65,263	7,57,136
Total ...	6,37,977	5,84,208	12,22,185	3,96,262	8,25,923
Private Works ...					
Water Works ...	25,503	5,636	31,139	13,310	17,829
Roads Buildings and Drainage ...	90,469	1,22,963	2,134,32	48,162	1,65,270
Total ...	1,15,972	1,28,599	2,44,571	61,472	1,83,099
<i>Municipal Officers—</i>					
Dishonoured Cheques	1,61,636	1,61,636	161,636	...
Standing Advances for Contingent Expenses ...	13,643	1,000	14,643	491	14,152
Motor Cars and Motor Cycles to Officers ...	27,388	12,000	39,388	11,742	27,646
Cycle Advances to Subordinates ...	250	...	250	60	190
Total ...	41,281	1,74,636	2,15,917	1,73,929	41,988
Advances—Sundries and Miscellaneous ...	3,39,525	4,62,778	8,02,303	2,81,375	5,20,928
Municipal contractors ...	203	...	203	...	203
Advances Sundries cost of revision of grades of Suburban Staff ...	2,385	3,920	6,305	4,757	1,548
Demolition of Shed ...	1,283	1,131	2,414	108	2,306
Advances for Improvement of private streets ...	1,02,814	25,077	1,27,891	313	1,27,578
Purchase of Petrol and Diesel oil ...	6,797	85,313	92,110	78,514	13,596
Town Planning Schemes in Suburbs
Total ...	4,53,007	5,78,219	10,31,226	3,65,067	6,66,159
Grand Total ...	12,48,237	14,65,662	27,13,899	9,96,730	17,17,169

G. V. DAMLE,
Ag. Chief Accountant.

V. L. GIDWANI,
Municipal Commissioner.

APPENDIX No. 13
Statement of Deposit Account for 1956-57

Name of Account.	Opening Balance on 1st April 1956.	Credits during 1956-57.	Total.	Debits during 1956-57.	Closing Balance on 31st March 1957.
	Rs.	Rs.	Rs.	Rs.	Rs.
A.—Cash Deposits from Contractors, etc.—					
(1) From Contractors	6,37,992	1,66,528	8,04,520	1,99,444	6,05,076
(2) From Tenderers	1,83,345	2,01,102	3,84,447	1,86,270	1,98,177
B.—Cash Deposits from Private Parties received through Departmental Officers—					
(1) Assistant Engineer, 1st Grade	6,91,878	4,50,868	11,42,746	2,42,681	9,00,065
(2) Assistant Engineer, Water Works	3,53,684	1,35,048	4,88,732	71,338	4,17,394
(3) Deputy Assessor and Collector	5,27,943	33,77,187	39,05,130	31,90,490	7,14,640
(4) Assistant Health Officer	37,346	1,066	38,412	14,803	23,609
(5) Assistant Superintendent of Licenses	1,70,235	1,57,208	3,27,443	49,330	2,78,113
(6) Assistant Superintendent of Markets	66,245	22,375	88,620	21,722	66,898
(7) Assistant Head Supervisor	11,455	9,642	21,097	11,613	9,484
(8) Assistant Municipal Commissioner	9,676	3,368	13,044	2,038	11,006
(9) A. E. N. Ward—	46,992	17,204	64,196	4,686	59,510
(10) A. E. T. P. Schemes	4,10,578	1,08,526	5,19,104	2,921	5,16,183
(11) Insecticide Officer	2,758	5,157	7,915	2,425	5,490
(12) C. L.	1,741	1,568	3,309	777	2,532
(13) C. O. Fire Brigade	...	600	600	...	600
C.—Other Cash Deposits	11,28,859	8,18,635	19,47,494	7,74,487	11,73,007
D.—Cash Deposits from Lessees
E.—Paper Deposits kept in Office—					
(1) From Contractors, etc.	300	1,29,005	1,29,305	1,25,605	3,700
(2) From Tenderers
(3) Investment of Municipal Fund
(4) Securities held under objection
F.—Paper Deposits from Municipal Employees and Contractors lodged with the Imperial Bank of India					
	5,66,145	1,42,250	7,08,395	1,34,245	5,74,150
G.—Paper Deposits from Lessees etc., lodged with the Imperial Bank of India & Reserve Bank					

H.—Sales Tax	92	434	526	416	110
I.—Cash deposit from retired Municipal employees opting for Pension	46,369	1,61,697	2,08,066	...	2,08,066
Total	48,93,633	59,09,468	1,08,03,101	50,35,291	57,67,810

G. V. DAMLE,
Ag. Chief Accountant.

V. L. GIDWANI,
Municipal Commissioner.

APPENDIX No. 14

Statement showing Interest accrued but not paid in respect of the following Municipal Loans credited to Suspense Account pending adjustment in their respective years of repayment, outstanding on 31st March 1957.

Year of Adjustment.	Particulars of Loans.	Amount of Interest accrued but not paid outstanding.		Date of Maturity of the Loan.
		Rs.	a. p.	
1951-52	... 3½% Rupees 20 Lakhs Loan (1950-51) ...	5,416	11 0	1st March 1966.
1952-53	... 3¾% Rupees 25 Lakhs Loan (1951-52) ...	46,354	3 0	3rd October 1966.
1953-54	... 4½% Bandra Municipal Loan Rs. 4 Lakhs out of Rs. 9.22 Lakhs (1935).	6,750	0 0	15th November 1965.
Do	... 4% Bandra Municipal Loan Rs. 3 Lakhs out of Rs. 9.22 Lakhs (1939).	4,500	0 0	Do.
Do.	... 4% Bandra Municipal Loan Rs. 2.22 Lakhs out of Rs. 9.22 Lakhs (1940).	3,330	0 0	Do.
Do.	... 4% Rs. 48,000 Loan Bandra Municipl Loan (1941)	400	0 0	15th July 1969.
Do.	... 4% Rs. 1 Lakh Loan—Bandra Municipal Loan (1942).	833	5 0	15th July 1972.
Do.	... 4½% Rs. 30,000 Loan—Ghatkopar-Kirol Municipal Loan (1937).	675	0 0	1st October 1957.
Do.	... 4½% Rs. 1,65,500 Loan—Kurla Municipal Loan (1937).	1,551	9 0	15th January 1967.
Do	... 4% Rs. 25 Lakhs Loan (1952-53) ...	8,333	5 0	1st September 1964.
1954-55	... 4% Rs. 20 Lakhs Loan (1953-54) ...	6,666	11 0	1st September 1963.
1955-56	... 4% Rs. 55 Lakhs Loan (1954-55) ...	18,333	5 4	1st September 1964.
1956-57	... 4% Rs. 50 Lakhs Loan (1955-56) ...	8,333	5 4	15th September 1965.
	Total ...	1,11,477	6 8	

G. V. DAMLE,
Ag. Chief Accountant.

V. L. GIDWANI
Municipal Commissioner.

APPENDIX No. 15

Statement showing the Amounts of the Receipts and Expenditure respectively credited and debited to the Municipal Fund during the year 1956-57 and the Balance at the credit of the Fund at the close of the year 1956-57 (i.e., 31st March 1957).

	Details.		Total.	
	Rs.	a. p.	Rs.	a. p.
RECEIPTS—A.—REVENUE ACCOUNT.				
1.—General Tax, Indirect Taxation and Miscellaneous Revenue—				
A.—General Tax	65,29,402	9 7		
B.—Grants-in-aid in respect of fines for offences against the law	29,887	5 0		
C.—Interest and profit on Investment of Surplus Loans and other balances	4,63,923	2 2		
D.—Miscellaneous	56,910	0 11	70,80,123	1 8
2. Water Works—Water Tax and other Miscellaneous Water Works Revenue	...		40,77,657	10 1
3. Education—Primary	
4. Education—Secondary	...		885	3 0
5. Public Health Department	...		19,726	11 0
6. Medical Relief and Education	...		13,254	1 0
7.—Street Cleansing and Conservancy, Road Watering and Halalkhore Service—				
A.—Halalkhore Tax	9,02,211	9 0		
B.—Miscellaneous	57,029	2 6		
C.—Veterinary Department	2,528	5 0	9,61,769	0 6
8. Roads, Drains and Public Lighting				
A.—Wheel Tax and Government Contribution in lieu of Tolls	5,53,098	3 0		
B.—Ground Rent	1,857	8 0		
C.—Miscellaneous	1,27,253	13 4		
D.—Ferry Receipts	17,267	0 0	6,99,476	8 4
9. Mechanical	..		270	9 0
10. Buildings, Land Acquisition and Management—				
A.—Sale Proceeds of Surplus Land	32,598	0 0		
B.—Rent of Buildings	12,669	2 0		
C.—Ground Rent	3,456	14 0		
D.—Miscellaneous	30,903	4 6		
E.—Rent of Municipal Land at Khar etc.	17,044	8 0	96,671	12 6
11. Fire Brigade—				
A.—Fire Tax	3,06,633	1 0		
B.—Other Receipts	1,274	0 0	3,07,907	1 0
12. Licensing, Removal of Encroachments on Public Streets and Administration of Shops and Establishment Act, 1948 and Theatre Tax—				
A.—Licences for Dangerous and Offensive Trades	2,23,133	3 0		
B.—Removal of Encroachments on Public Streets, Licences for squatters and Hawkers and fees for removal of encroachments	62,175	11 0		
C.—Grants-in-aid from Government for the Administration of Shops and Establishment Act, 1948	18,785	0 0		
D.—Miscellaneous	17,764	5 0		
E.—Receipts from Theatre Tax	92,992	8 0		
F.—Parking fees	Dr. 7	0 0	4,14,843	11 0
13. Gardens and Open Spaces	...		337	13 0
14. Markets and Slaughter Houses	...		5,02,789	1 3
15. Contribution from Capital Funds to Revenue on account of Loan Works Staff	...		2,14,951	3 0
16. Rebate from Government on account of Collection of the Urban Immoveable Property Tax in the Suburbs	...		24,306	12 0
17. Grants-in-aid from Government	...		8,22,771	0 0
18. Share from Budget 'A' for Town Duties under Section 123(B)2	...		16,87,867	0 0
Total—Revenue Receipts	...		1,69,25,608	2 4

	Details.		Total.	
	Rs.	a. p.	Rs.	a. p.
RECEIPTS—B.—CAPITAL ACCOUNT.				
Capital Receipts—				
Debt Principal	Dr. 1,29,934	8 0		
New Loan 1956-57	42,00,000	0 0		
Trust Funds				
Contribution from Govt. equal to 1/3rd of the Exp. etc.	7,48,000	0 0		
Contribution from Hospital Fund of Budget 'A'				
			48,18,065	8 0
Total—Capital Account Receipts				
RECEIPTS—C.—SUSPENSE ACCOUNT.				
I.—Sinking and Special Fund Accounts—				
Sinking and Special Fund Accounts	11,62,400	2 9		
Loan Redemption Fund	1,29,934	8 0		
			12,92,334	10 9
II.—Paper and Cash Accounts—				
(1) Sinking Funds	57,783	14 3		
(2) Special Funds	2,601	12 0		
(3) Surplus Funds	10,41,430	11 0		
(4) Loan Funds	43,484	7 3		
State Bank of India and Other Local Banks on account of Sundry Deposits	2,75,35,317	14 0		
			2,86,80,618	10 6
III.—Suspense Accounts—				
Deposit Account	59,09,468	0 9		
Advances for demolition of unauthorised structures and for removal of unsafe buildings in the suburbs	108	4 0		
Advances for improvement of Private streets	313	3 9		
Advances for purchase of Petrol	78,514	1 0		
Advances for Departmental Works	3,96,261	10 0		
Advances for Private Works	61,471	11 6		
T. P. Schemes				
Advances Sundries Miscellaneous Advances	2,81,374	10 3		
Advances cost of Revision of Grades	4,757	1 0		
Advances Municipal Contractors				
Advances—Municipal Officers—				
(a) Dishonoured Cheques	1,61,636	5 0		
(b) Standing Advances for Contingent Expenses	491	1 6		
(c) Motor Cars and Motor Cycles to Officers	11,742	0 0		
(d) Cycle advances to Subordinates	60	0 0		
Provident Fund Recoveries (Suburbs)	9,43,947	9 0		
Interest Receivable A/c				
Greater Bombay Suburbs Municipal Corporation Loan				
Interest Warrants Payable Account	2,93,028	12 0		
Interest accrued but not paid	8,333	5 4		
Cash Bills Outstanding Account	13,870	9 0		
Cheques Payable	4,40,50,325	2 10		
Plant and Machinery to be purchased out of S. C. B.	1,25,643	3 0		
Wages Deposit A/c	5,39,940	5 0		
Advances out of Surplus Cash Balance for financing the expenditure on Capital Works Loan Funds	16,64,004	12 9		
			5,45,45,291	11 8
Total—Suspense Account Receipts—I, II, III.			8,45,18,245	0 11
EXPENDITURE—A.—REVENUE ACCOUNT.				
I.—General Supervision, Collection of Revenue, etc.—				
A.—General Superintendence—				
(a) Corporation & Standing Committee	55,691	8 0		
(b) Chief Auditor's Establishment	30,046	14 6		
(c) Municipal Commissioner's Office	28,674	5 9		
(d) Audit and Accounts	1,54,247	2 3		
(e) Public Relations Department	19,595	10 0		
Ward Officer's Establishment				
Liaison Officer's Establishment				
B.—Collection of Revenue—(a) Property and Wheel Tax Establishment	4,20,410	6 1		
C.—Upkeep of Municipal Central and Ward Offices	29,668	7 9		
D.—Miscellaneous Charges	16,931	1 7		
E.—Election expenses	67,498	0 0		
F.—New Works	5,645	2 0		
G.—Debt Charges	30,930	6 0		
			8,59,738	15 11
II.—Water Works—				
A.—Maintenance	29,06,246	3 3		
B.—New Works	11,519	12 6		
C.—Debt Charges	4,75,477	10 0		
D.—Provident Fund Pensions Gratuities etc.	26,101	8 0		
E.—Dearness Allowance	1,22,507	12 0		
			35,41,852	13 9
Carried forward			44,01,591	13 8

	Details.			Total.		
	Rs.	a.	p.	Rs.	a.	p.
Brought over ...				44,01,591	13	8
EXPENDITURE—A.—REVENUE ACCOUNT—(Contd.)						
III.—Education—Primary ...						
IV.—Education—Secondary ...				6,038	15	6
V.—Public Health Department—						
A.—General Superintendence ...	6,05,494	0	9			
B.—Supply of Milk to undernourished needy children attending Municipal Schools. ...	2,10,907	6	0			
C.—New Works					
D.—Debt Charges ...	2,648	2	0			
E.—Census					
VI.—Medical Relief and Education—				8,19,049	8	9
A.—Hospitals and Maternity Homes—						
(a) Hospitals ...						
(i) K. B. Bhabha Hospital, and Sir C. J. R. Dispensary Bandra ...	1,88,474	15	3			
(ii) K. B. Bhabha Hospital, Kurla ...	96,999	6	9			
(iii) Mobile Hospitals on the East and West side ...	48,000	0	0			
(b) Maternity Homes ...						
(i) Shamabai Vithaldas Khimji Municipal Maternity Home and ambulance service Ghatkopar ...	39,404	13	9			
(ii) Municipal Maternity Home, Chembur ...	36,366	12	6			
(c) Medical aid and Nursing assistance to poor people in their houses.					
B.—Dispensaries—						
(a) N. J. Wadia Dispensary, Andheri ...	45,411	3	9			
(b) Bai Yeshodabai M. V. Free Dispensary at Vile Parle ...	18,510	7	3			
(c) Seth Dwarkadas Tribhuvandas J. P. Charitable Dispensary at Chembur ...	11,473	11	9			
(d) Bai Mithibai Hormusji Charitable Disp. Kurla ...	11,600	15	3			
(e) Municipal Dispensary at Rajawadi Ghatkopar ...	13,699	2	9			
(f) Municipal Mobile Dispensary at Rajawadi Ghatkopar ...	18,249	14	0			
(g) Municipal Free Dispensary at Jogeswari ...	10,248	10	3			
(h) Municipal Free Dispensary at Bhandup ...	10,948	12	0			
(i) Municipal Free Dispensary at Versova ...	14,522	4	0			
(j) Municipal Dispensary Kherwadi Bandra ...	11,503	10	6			
C.—Family Planning Clinics ...	1,372	12	0			
D.—B. C. G. Vaccination					
E.—New Works ...	2,717	6	0			
F.—Debt Charges ...	13,708	5	0			
G.—Improvement of the Dispensaries					
				5,93,213	2	9
VII.—Street Cleansing and Conservancy, Road Watering and Halalkhore Service—						
A.—Street Cleansing and Conservancy ...	1,01,271	11	9			
B.—Collection Loading removal and disposal of T. R. etc....	7,48,366	2	0			
C.—Road Watering ...	1,254	9	0			
D.—Halalkhore Service ...	13,47,811	2	9			
E.—New Sewers ...	81,777	8	3			
F.—New Works ...	13,763	9	0			
G.—Debt Charges ...	7,97,714	12	0			
H.—Depreciation on Plant and Machinery					
				30,91,964	6	9
VIII.—Roads, S.W. Drains and Public lighting						
A.—General ...	1,13,981	8	6			
B.—Maintenance of Roads ...	12,71,251	9	3			
C.—Public Lighting ...	5,18,242	10	0			
D.—Maintenance of S. W. Drains ...	18,858	2	0			
E.—Upkeep of Ferry Boats ...	11,161	5	0			
F.—Depreciation of Plant and Machinery ...	5,083	8	0			
G.—New Works ...	1,64,605	4	0			
H.—Debt Charges ...	3,24,993	5	0			
I.—Upkeep of Jeep					
				24,28,177	3	9
IX.—Mechanical—				1,119	4	0
X.—Buildings, Land Acquisition and Management—						
A.—Asstt. Engineer (Subs)'s Office Establishment ...	67,480	14	6			
B.—Inspection and Supervision of Private Buildings ...	1,63,952	12	6			
C.—Inspection and supervision of factories, workshops and workplaces. ...	6,839	10	6			
D.—Debt Charges ...	1,55,850	13	4			
				3,94,124	2	10
XI.—Fire Brigade—						
A.—Maintenance ...	91,140	8	0			
B.—New Works					
C.—Debt Charges ...	44,481	15	0			
				1,35,622	7	0
XII.—Licensing and Removal of Encroachment on Public Streets Administration of Shops and Establishment Act, 1948 Administration of Theatre Tax and Parking Grounds—						
A.—Licensing Establishment ...	68,858	14	0			
B.—Removal of Encroachments on Public Streets ...	29,657	13	6			
C.—Administration of Shops and Establishment Act, 1948 ...	44,689	4	3			
D.—Administration of Theatre Tax ...	4,044	7	0			
E.—Parking Grounds					
				1,47,250	6	9
Carried forward ...				1,20,18,151	7	9

APPENDIX No. 15—(Contd.)

	Details.			Total.		
	Rs.	a.	p.	Rs.	a.	p.
Brought over ...				1,20,18,151	7	9
EXPENDITURE—A.—REVENUE ACCOUNT—(Contd.)						
XIII.—Gardens and Open Spaces—Maintenance ...	46,816	7	3			
New Works ...	8,847	2	0			
Debt charges ...	4,016	8	0			
				59,680	1	3
XIV.—Markets and Slaughter Houses—						
A.—Markets & Slaughter Houses ...	1,75,156	9	3			
B.—New Works ...	9,982	9	0			
C.—Debt Charges ...	6,228	0	0			
				1,91,367	2	3
XV.—Contribution to (1) Education Fund under Section 126c (c) of the Bombay Municipal Corporation Act ...	16,31,317	0	0			
Budget 'B' under Section 125(2)(e) of the Bombay Municipal Corporation Act ...	6,52,526	0	0	22,83,843	0	0
XVI.—Miscellaneous—						
A.—Provident Fund, Pensions, Gratuities and Compassionate Allowances ...	2,77,818	6	0			
B.—Urban Immovable Property Tax on Municipal Properties in Suburbs ...						
C.—Dearness Allowance ...	19,73,326	0	0			
D.—Grants-in-aid to Public Institutions—	73,985	12	0			
Municipal Debt Interest ...				23,25,130	2	0
Total,—Expenditure—A.—Revenue Account ...				1,68,78,171	13	3
EXPENDITURE—B.—CAPITAL ACCOUNT.						
I.—General Supervision Collection of Revenue, etc. ...	4,620	11	0			
II.—Water Works ...	9,24,008	4	0			
III.—Education—Primary ...						
IV.—Education—Secondary ...						
V.—Public Health Department ...						
VI.—Medical Relief and Education ...	93,865	3	0			
VII.—Street Cleansing and Conservancy ...	21,08,386	2	0			
VIII.—Roads, Drains and Public lighting ...	8,04,886	10	0			
IX.—Mechanical ...						
X.—Buildings, Land Acquisition and Management ...	3,56,549	0	3			
XI.—Fire Brigade ...	1,081	2	0			
XIII.—Gardens and open spaces ...	269	15	0			
XIV.—Markets and Slaughter Houses ...	50,125	5	0			
XV.—Village Amenities ...	2,23,924	13	0			
Advances for purchase of Plant and Machinery ...	Cr. 2,41,512	12	0			
Discount and other charges ...	63,000	0	0			
Assets written off ...						
Trust Fund Expenditure ...						
Total—Capital Account Expenditure ...				43,89,204	5	3
EXPENDITURE—C.—SUSPENSE ACCOUNT.						
I.—Sinking and Special Fund Accounts—						
Sinking and Special Fund Accounts ...	1,66,198	3	0			
Loan Redemption Fund ...				1,66,198	3	0
II.—Paper and Cash Accounts—						
(1) Sinking Funds ...	10,52,296	15	0			
(2) Special Funds ...	4,290	11	0			
(3) Surplus Funds ...	25,48,595	4	6			
(4) Loan Funds ...	2,280	2	0			
State Bank of India and Other Local Banks on account of Sundry Deposits ...	2,59,51,308	14	10	2,95,58,771	15	4
Carried forward ...				2,97,24,970	2	4

APPENDIX No. 15—(Concluded)

SUMMARY

	Details			Total		
	Rs.	a.	p.	Rs.	a.	p.
Brought over ...				2,97,24,970	2	4
EXPENDITURE—C.—SUSPENSE ACCOUNT—(Contd.)						
III.—Suspense Accounts—						
Deposit Account ...	50,35,291	12	10			
Advances for demolition of unauthorised Structures and for removal of unsafe buildings in the Suburbs ...	1,131	8	0			
Advances for Purchase of Petrol ...	85,312	8	0			
Advances Departmental Works ...	5,84,208	1	0			
Advances Private Works ...	1,28,599	3	0			
Advances for Improvement of private streets ...	25,076	11	0			
Advance—Municipal Contractors					
Advances—Sundries—Miscellaneous Advances ...	4,62,777	12	6			
Advances—Cost of Revision of Grades of Suburban Staff ...	3,920	7	0			
Advances—Municipal Officers—						
(a) Dishonoured Cheques ...	1,61,636	5	0			
(b) Standing Advances for Contingent Expenses ...	1,000	0	0			
(c) Motor Cars and Motor Cycles to Officers ...	12,000	0	0			
(d) Cycle Advances to Subordinates					
Provident Fund—Suburbs ...	9,43,947	9	0			
Plant and Machinery to be purchased out of Surplus Cash Balance ...	1,84,383	14	0			
Interest Receivable Account					
Greater Bombay Municipal Corporation Loan Interest warrants payable Account ...	2,98,966	2	0			
Cheques Payable ...	4,44,32,199	11	4			
Cash Bills outstanding A/c ...	13,955	4	11			
Wages Deposit A/c ...	5,39,940	5	0			
Advance from S. C. B. for financing the expenditure on capital Works ...	16,64,004	12	9			
Total, III.—Suspense Account Expenditure ...				5,45,78,351	15	4
Total I, II & III. ...				8,43,03,322	1	8

SUMMARY.

Receipts.				Disbursements:		
Rs.	a.	p.		Rs.	a.	p.
19,47,288	14	4	Balance on 1st April 1956 ...			
1,69,25,608	2	4	A.—Revenue Account ...	1,68,78,171	13	3
48,18,065	8	0	B.—Capital Account ...	43,89,204	5	3
8,45,18,245	0	11	C.—Suspense Account ...	8,43,03,322	1	8
10,62,61,918	11	3	Total ...	10,55,70,698	4	2
			* Balance on 31st March 1957 ...	26,38,509	5	5
10,82,09,207	9	7	Total ...	10,82,09,207	9	7
Bank's Reconciliation—				Rs.	a.	p.
* Balance as per Bank's Pass Books ...				6,82,698	13	1
Add—						
Revenue sent to the Bank on 30th March 1957 but acknowledged on 2nd April 1957 ...				4,83,275	13	0
				11,65,974	10	1
Less—						
Uncashed Cheques ...				3,84,087	15	11
Balance in Bank as per Day Book (Column No. 10) ...				7,81,886	10	2
Balance in Office in Government Promissory Notes, etc. ...			Rs. a. p.			
Balance in Office in Cash ...			30,600	0	0	
Collection held in Office Treasury ...			41	15	5	
			18,25,980	11	10	
				18,56,622	11	3
				26,38,509	5	5

G. V. DAMLE,
Ag. Chief Accountant.V. L. GIDWANI,
Municipal Commissioner.

APPENDIX No. 16

Comparison of Face, Purchase and Market Values at 31st March 1957 of different Securities held in the following Special Funds.

Name of Fund.	Particulars of Securities.	Face Value.	Purchase Rate Per Cent.	Actual Cost at Purchase Rate.	Market Rate Per Cent.	Value at Market Rate.
		Rs.	Rs. a. p.	Rs. a. p.	Rs. a. p.	Rs. a. p.
	<i>In Bank Treasury.</i>					
Water Mains Depreciation Fund (Bandra and Kurla)	4% Government Loan 1960-70 ...	9,900	Par.	9,900 0 0	100 14 0	9,986 10 0
	3½% Municipal Debentures 1965-66 ...	4,800	96 12 6	4,645 8 0	Par.	4,800 0 0
	3% Government Funding Loan 1966-68.	4,800	Par.	4,800 0 0	92 4 0	4,428 0 0
	3% Government Loan 1963-65 ...	7,800	Do.	7,800 0 0	94 3 0	7,346 10 0
	3% G. P. Notes (1896-97) — ...	3,100	Do.	3,100 0 0	73 0 0	2,263 0 0
	3% Conversion Loan 1946 ...	12,800	Do.	12,800 0 0	74 4 0	9,504 0 0
	Post Office National Savings Certificates	2,500	Do.	2,500 0 0	Date of Purchase. 23-1-47 Date of Maturity. 23-1-59	3,500 0 0
	Do. do. ...	2,500	Do.	2,500 0 0	9-1-48 9-1-60	3,375 0 0
	Do. do. ...	400	Do.	400 0 0	13-7-48 13-7-60	520 0 0
	Do. do. ...	2,400	Do.	2,400 0 0	25-11-48 25-11-60	3,120 0 0
	Do. do. ...	2,700	Do.	2,700 0 0	29-12-49 29-12-61	3,375 0 0
	Total Rs. ...	53,700		53,545 8 0		52,218 4 0
Hospital Fund	3½% Municipal Debentures 1965-66 ...	22,000	96 12 6	21,291 14 0	Par.	22,000 0 0
	3% Conversion Loan 1946 ...	43,500	Par.	43,500 0 0	74 4 0	76,106 4 0
	Do. (Stock Certificates)	59,000	Do.	59,000 0 0		
		Total Rs. ...	1,24,500		1,23,791 14 0	
Secondary Schools Committee Gymnasium Fund (Bandra).	3% Conversion Loan 1946 ...	4,000	Par.	4,000 0 0	74 4 0	2,970 0 0
		Total Rs. ...	4,000	4,000 0 0		2,970 0 0
		Grand total Rs. ...	1,82,200		1,81,337 6 0	

G. V. DAMLE,
Ag. Chief Accountant.

V. L. GIDWANI,
Municipal Commissioner.

APPENDIX No. 16 A

Comparison of Face, Purchase and Market Values at 31st March 1957 of the different Securities held in Sinking Fund.

Particulars of Securities.	Face Value.	Purchase Rate Per Cent.	Book Value.	Market Rates. Per Cent.	Value at Market Rate (Municipal Debentures being valued at Par.)
	Rs.	Rs. a. p.	Rs. a. p.	Rs. a. p.	Rs. a. p.
<i>In Bank Treasury.</i>					
3½ % Municipal Debentures	50,000	96 14 0	48,437 8 0	@ Par.	50,000 0 0
3½% do.	2,20,900	96 12 6	2,13,789 12 6	@ Par.	2,20,900 0 0
3½% do.	4,98,900	94 0 0	4,68,966 0 0	@ Par.	4,98,900 0 0
3½% do.	5,00,000	Par.	5,00,000 0 0	@ Per.	5,00,000 0 0
4 % do.	5,00,000	Par.	5,00,000 0 0	@ Par.	5,00,000 0 0
4 % do.	5,00,000	97 12 0	4,88,750 0 0	@ Par.	5,00,000 0 0
4 % do.	5,00,000	99 12 0	4,98,750 0 0	@ Par.	5,00,000 0 0
4 % do.	5,00,000	99 8 0	4,97,500 0 0	@ Par.	5,00,000 0 0
4 % do.	10,000	99 8 0	9,950 0 0	@ Per.	10,000 0 0
4 % Bandra Municipal Debentures	2,000	98 0 0	1,960 0 0	@ Per.	2,000 0 0
3½ % Government of India Loan 1974	2,77,200	98 8 0	2,73,042 0 0	98 8 0	2,73,042 0 0
4 % Government Loan 1960-1970	54,900	Par.	54,900 0 0	100 14 0	55,380 6 0
4 % Calcutta Port Trust Loan	1,00,000	97 12 0	97,750 0 0	97 12 0	97,750 0 0
Post Office National Savings Certificates	24,500	Par.	24,500 0 0	Date of Purchase. 4-12-46	Date of Maturity. 4-12-58.
Do. do.	5,200	Do.	5,200 0 0	23-1-47.	23-1-59
Do. do.	5,500	Do.	5,500 0 0	9-1-48	9-1-60
Do. do.	600	Do.	600 0 0	13-7-48	13-7-60
Do. do.	5,700	Do.	5,700 0 0	25-11-48	25-11-60
Do. do.	700	Do.	700 0 0	27-9-49	27-9-61
Do. do.	4,200	Do.	4,200 0 0	29-12-49	29-12-61
Do. do.	27,080	Do.	27,080 0 0	30-10-45	30-10-57
Do. do.	1,290	Do.	1,290 0 0	30-10-45	30-10-57
Do. do.	2,380	Do.	2,380 0 0	30-10-45	30-10-57
Grand Total	37,91,050		37,30,945 4 6		38,15,879 14 0

G. V. DAMLE,
Ag. Chief Accountant.

V. L. GIDWANI,
Municipal Commissioner.

APPENDIX No. 16 B

Statement showing the amount of and object for which the Donations held under Public Monuments Maintenance Fund were received from different parties upto 31st March 1957.

Name of Donor.	Object for which the donation is given.	Particulars of Securities.	Face Value.	Rate per cent.	Book Value.
			Rs.	Rs.	Rs. a. p.
Shri Wadia	Wadia Water Supply Fund (Parle-Andheri). For maintaining a fountain at Andheri Naka	3% Conversion Loan 1946	14,500	Par.	14,500 0 0
Shri Kane	Kane Memorial Fund (Bandra). For maintaining a fountain at Bandra	Do: do.	1,500	Do.	1,500 0 0
		Total	16,000		16,000 0 0
Jafferbhoy Ludha Chatu (Through Bandra Municipality).	Donation for construction and maintenance of water trough at Bandra.	In Cash			317 15 1
				Grand Total	16,317 15 1

G. V. DAMLE,
Ag. Chief Accountant.

V. L. GIDWANI,
Municipal Commissioner.

APPENDIX No. 17

INCOME OF THE BOMBAY MUNICIPAL CORPORATION BUDGET 'D' FROM THE YEAR 1950-51 TO THE CLOSE OF THE FINANCIAL YEAR 1956-57.

Year.	TAXATION PROPER.						SERVICES RENDERED.			MISCELLANEOUS		Total Income.	Year.	Population by Census.	Incidence of Taxation per head of population.
	Gross Valuation.	General Tax.	Wheel Tax and Tolls.	Licenses for Trades, land, Conveyances Music, etc.	Town Duties.	Fire Tax.	Total Taxation Proper.	Halalkhore Tax.	Water Tax.	Total Services rendered.	Returns from Property and Miscellaneous				
	Rs.	Rs.	Rs.	Rs.	Rs.	Rs.	Rs.	Rs.	Rs.	Rs.	Rs.	Rs.	1950-51	Rs.	Rs. a. p.
1950-51	1,67,09,272	21,17,905	1,49,360	55,370	23,22,635	6,97,681	13,48,809	20,46,490	17,47,404	61,16,529	5,10,151	7 13 6
1951-52	2,91,19,370	28,85,324	2,96,087	1,60,077	10,00,000	3%	1,16,581	44,58,069	6,27,415	14,14,363	20,41,778	23,99,538	88,99,385	5,10,151	12 11 11
1952-53	3,05,31,611	39,26,858	3,89,385	4,45,175	12,96,074	3%	1,90,787	62,48,279	6,03,537	20,78,179	26,81,716	23,72,919	1,13,02,914	5,10,151	17 8 1
1953-54	3,48,91,126	48,13,357	4,59,391	3,55,029	13,14,471	3%	2,12,431	71,54,679	6,55,043	29,68,257	36,23,300	25,53,275	1,33,31,254	5,10,250	21 1 11
1954-55	4,53,11,386	50,65,819	4,62,588	3,68,904	13,71,095	3%	2,34,585	75,02,991	6,74,621	30,78,458	37,53,079	28,04,138	1,40,60,208	5,10,250	22 0 11
1955-56	4,97,22,892	58,17,965	4,91,474	3,73,456	14,08,166	3%	2,59,392	83,50,453	6,80,097	38,03,472	44,83,569	29,20,869	1,57,54,891	5,10,250	25 2 5
1956-57	4,94,60,710	65,29,403	5,53,098	4,14,844	16,87,867	3%	3,06,633	94,91,845	9,02,211	35,81,651	44,83,862	29,49,901	1,69,25,608	5,10,250	33 3 7

† Includes Rs. 26,112-6-0 on account of Tax on industrial concerns.
§ Figure taken as per Greater Bombay District Census Hand Book.

G. V. DAMLE,
Ag. Chief Accountant.

V. L. GIDWANI,
Municipal Commissioner.

60

APPENDIX No. 18

EXPENDITURE OF THE BOMBAY MUNICIPAL CORPORATION BUDGET 'D' FROM THE YEAR 1950-51 TO THE CLOSE OF THE FINANCIAL YEAR 1956-57.

Year.	General Superintendence.	Assessment and Collection.	Fire Brigade.	Public Works (Engineering) Department.	Public Health Department.	Pensions Gratuities and Provident Fund.	Education Primary and Secondary.	Medical Relief.	Debt.	Public Gardens.	Dearness Allowance.	Epidemics including disinfection Charges.	Miscellaneous.	Total.	Year.
	Rs.	Rs.	Rs.	Rs.	Rs.	Rs.	Rs.	Rs.	Rs.	Rs.	Rs.	Rs.	Rs.	Rs.	
1950-51	1,27,868	2,27,355	169	8,40,682	6,59,522	1,23,381	10,23,319	1,66,472	80,865	...	9,21,358	28,692	1,56,274	43,55,957	1950-51.
1951-52	1,88,030	3,01,515	...	27,27,135	10,79,067	1,35,442	16,29,387	2,26,197	3,20,046	7,112	14,28,467	81,257	2,37,461	83,61,116	1951-52.
1952-53	2,39,639	3,69,175	7,821	30,65,577	19,43,755	2,51,728	10,32,236	3,14,824	5,55,589	11,948	17,34,488	99,758	6,27,015	1,02,53,553	1952-53.
1953-54	2,47,072	3,94,508	80	30,06,027	20,82,930	2,52,830	11,94,319	3,69,612	8,67,379	66,176	17,31,803	75,116	4,92,975	1,07,80,827	1953-54.
1954-55	2,07,933	3,88,706	47,786	34,29,286	23,66,865	2,47,935	13,61,367	4,16,343	10,47,556	46,666	17,78,993	1,30,575	4,30,199	1,19,00,210	1954-55.
1955-56	2,25,238	4,14,434	85,210	43,01,792	27,16,130	2,97,759	14,24,613	5,35,817	15,96,639	58,414	19,02,753	1,05,465	5,09,067	1,41,73,331	1955-56.
1956-57	2,94,301	4,20,410	91,141	52,90,011	30,01,251	3,03,919	16,36,809	5,79,505	18,56,597	55,663	20,95,834	1,09,401	11,43,330	1,68,78,172	1956-57.

G. V. DAMLE,
Ag. Chief Accountant.

V. L. GIDWANI,
Municipal Commissioner.

APPENDIX No. 19.

CONTRASTED STATEMENT OF INCOME AND EXPENDITURE OF THE MUNICIPAL CORPORATION
OF GREATER BOMBAY (SUBURBS) FROM 1950-51 TO 1956-57.

Year.	Income.	Expenditure.	Difference	
			Surplus	Deficit
	Rs.	Rs.	Rs.	Rs.
1950-51 ...	61,16,529	43,55,957	17,60,572	...
1951-52 ...	88,99,385	83,61,116	3,38,269	...
1952-53 ...	1,13,02,914	1,02,53,553	10,49,361	...
1953-54 ...	1,33,31,254	1,07,80,827	25,50,427	...
1954-55 ...	1,40,60,208	1,19,00,210	21,59,998	...
1955-56 ...	1,57,54,891	1,41,73,331	15,81,560	...
1956-57 ...	1,69,25,608	1,68,78,172	47,436	...

G. V. DAMLE,
Ag. Chief Accountant.

V. L. GIDWANI,
Municipal Commissioner.

ASSESSMENT AND COLLECTION (Suburbs)

Shri A. W. Shanbhag was in charge of the Department from 1st April 1956 to 30th April 1956 and from 13th June 1956 to 2nd September 1956. Shri B. G. Jadhav assumed charge of the Department during the period 1st May 1956 to 12th June 1956 when Shri Shanbhag was promoted as Assessor and Collector and again on 3rd September 1956 and continued to be in charge of the Department upto the end of the year.

Rates and Taxation.—The rates of taxation of buildings for the year were: General Tax (including fire tax) 17½ per cent, and Halalkhore tax at 3 per cent. The General tax on properties in the villages specified in List I and on the buildings and lands occupied for industrial purposes in the areas in List II of the Bombay Act XXX of 1951—(An Act to amend the Bombay Municipal Corporation Act) was levied at 14 per cent, as per provisions contained in Bombay Act XL of 1956, and on properties in villages specified in List II thereof, the General Tax was levied at 10 per cent, only. Properties in the villages having rateable values of Rs. 75 and under were exempted from the tax. The tax on vehicles and animals was levied at the maximum rates as mentioned in Schedule G. The rates for the supply of water by meter measurement varied from annas 12 to Rs. 2-6-0 per 1,000 gallons.

Properties.—The total number of properties on the 31st March 1957 was 41,890 as shown in Statement 'A'. Out of these properties 40,856 were assessed to General tax, 1,034 were exempted from it under Section 143 (1) (a) of the Bombay Municipal Corporation Act. The number of Municipal properties exempted during the year from General tax under Section 143(1)(b) of the Bombay Municipal Corporation Act was 241.

During the year 1,603 properties were newly assessed, 1,138 were enlarged and 598 demolished. The corresponding figures for the year 1955-56 were 1,893; 1,152 and 364. The number of single room tenements, double room tenements and flats or blocks in the Suburbs on the 31st March 1957 was 77,383; 31,350 and 18,047 respectively.

Rateable Values.—The rateable value of all the properties in the Suburbs on the 31st March, 1957 was Rs. 4,94,60,710 as against Rs. 4,97,22,892 on the 31st March, 1956. The decrease of Rs. 2,62,182 in the rateable value is mainly due to the fact that the values of about 250 properties owned by Messrs. Burmah Shell Refineries Ltd., Standard Vacuum Refining Co., of India Ltd., and the Bombay Housing Board as fixed by the ward staff were modified on the investigation of the complaints lodged by the respective assesseses. It worked out to Rs. 96.93 (population 5,10,250) per head of population as against Rs. 97.45 in the preceding year. In 283 cases, the rateable value was increased by more than Rs. 2,000 each.

Vehicles and Animals.—Particulars of vehicles and animals taxed during the year exclusive of those taxed under the Public Conveyance Act are as under :—

Motor lorries	...	789
Motor cars (including taxis)	...	2,470
Trolleys or Trailors	...	16
Motor cycles with side cars	...	16
Motor Cycles	...	375
Four wheeled vehicles drawn by animals	...	29
Two wheeled vehicles drawn by animals	...	68
Hand carts	...	729
Horses	...	4
Ponies	...	—
Bullocks	...	154

The total number of bills in respect of property taxes and wheel tax issued during the year was 1,23,930 and 20,099, respectively of which 1,21,076 and 17,503, respectively were for 1956-57 and 2,854 and 2,596, respectively, for the previous years. Out of 1,23,930 bills for property taxes bills numbering 21,935 were of water charges.

Total demand, collection and outstandings for previous years and for the year 1956-57.

(Annas and pies omitted. Amounts above annas eight are taken as full rupees and those below annas eight omitted).

Years.	Particulars.	Outstandings on 1-4-1956.	Amount of bills issued in 1956-57.	Total Issue.	Amount of bills recalled and cancelled	Gross Demand.	Amount involved in complaints pending against R. Vs. and issued at the end of the year.	Nett Demand.	Collection in 1956-57.	Percentage of collection to nett demand.	outstanding on 31-3-1957	Percentage of outstanding to nett demand.	Percentage of locked up outstandings to nett demand.
		Rs.	Rs.	Rs.	Rs.	Rs.	Rs.	Rs.	Rs.	Rs.	Rs.	Rs.	Rs.
Previous Years	... Property Taxes ...	99,89,291	11,88,270	1,11,77,561	15,86,493	95,91,068	7,75,734	88,15,334	42,03,717	47.68	46,11,617	52.32	
1956-57	... Do.	1,75,73,380	1,75,73,380	32,42,439	1,43,30,941	36,26,693	1,07,04,248	91,22,426	85.22	15,81,822	14.78	
	Total Rs. ...	99,89,291	1,87,61,650	2,87,50,941	48,28,932	2,39,22,009	44,02,427	1,95,19,582	1,33,25,143	68.27	61,93,439	31.73	
Previous Years	... Wheel Tax ...	5,11,897	88,786	6,00,683	86,046	5,14,637	...	5,14,637	1,52,235	29.58	3,62,402	70.42	
1956-57.	... Do.	5,85,517	5,85,517	22,634	5,62,883	...	5,62,883	3,78,302	67.20	1,84,581	32.80	
	Total Rs. ...	5,11,897	6,74,303	11,86,200	1,08,680	10,77,520	...	10,77,520	5,30,537	49.23	5,46,983	50.77	
	Grand Total Rs. ...	1,05,01,188	1,94,35,953	2,99,37,141	49,37,612	2,49,99,529	44,02,427	2,05,97,102	1,38,56,680	67.27	67,40,422	32.73	18.27

Particulars of outstandings, as on 31st March 1957 :-

Particulars	Amount.
	Rs.
(1) Central and Western Railways.	4,61,977
(2) Amount locked up in attachment lases	14,36,010
(3) Amount due by parties residing out of Bombay	79,606
(4) Amount due from Government	12,55,185
(5) Amount to be adjusted departmentally	82,919
(6) Amount due from the Court Receiver and Official Assignee	1,97,279
(7) Amount due from the Dy. Custodian of Evacuee Property	91,488
(8) Amount held in deposit and pending adjustments	1,58,500
	<hr/>
(9) Amount due from other ratepayers	37,62,964
	29,77,458
	<hr/>
Total outstanding ...	67,40,422

Meter Hire.—Receipts from meter hire amounted to Rs. 1,29,337-9-0 as against Rs. 1,29,208-8-0 in 1955-56, Rs. 67,783-10-7 remained to be collected at the end of the year.

Exemption.—The amount of full exemption allowed in respect of General Tax on properties entitled to such exemption under Section 143(1a)(1b) and partial exemption under Section 144(3) and 145(3) was Rs. 3,21,343-6-0.

Refund—

Year.	No. of claims received.	No. of claims admitted.	Percentage.	No. of claims rejected.	Percentage.	AMOUNT					
						Vacancy.		Overcollection.		Total.	
						Rs.	a. p.	Rs.	a. p.	Rs.	a. p.
1956-57	4,175	3,598	86.18	577	13.82	72,160	3 0	23,921	0 0	96,081	3 0

Draw-back.—28 claims for drawback were received during the year, out of which 25 claims were rejected and 3 were under scrutiny on the 31st March, 1957.

Complaints and Appeals against Rateable Values.—3,636 complaints were registered during the year under report, out of which 2,288 complaints were registered under Section 167 of the Act and 1,348 were registered under Section 162 of the Act.

There were 52 appeals against rateable values under Section 217 of the Municipal Act. Of these 2 were withdrawn, 9 were compromised and 41 were pending on 31st March, 1957.

Suits.—No suits were filed against ratepayers for recovery of taxes during the year under report.

Miscellaneous Receipts.—Miscellaneous receipts realised from Notices of Demand, Distress Warrants, Bataki fees, Inspection fees and other items amounted to Rs. 51,450. The number of Notices of Demand issued and served and Distress Warrants issued and executed during the year was 44,841, 41,575 and 22,680 and 1,057, respectively.

Urban Immoveable Property Tax.—The rates of taxation during the year 1956-57 continued to be the same as in the preceding year, viz., 5 per cent. in the case of buildings and lands, the rateable values of which were more than Rs. 2,000 in each case and 2½ per cent. in the case of buildings and lands, the rateable values of which were Rs. 2,000 or below but not less than Rs. 500 in any case. The rates in respect of village properties were 3 per cent. in case of buildings and lands, the rateable values of which were more than Rs. 2,000 in each case and 1½ per cent. in case of buildings and lands, the rateable values of which were Rs. 2,000 and below in the areas specified in list I of the Bombay Act XXX of 1951—An Act to amend the Bombay Municipal Corporation Act and 2 per cent. in the case of buildings and lands, the rateable values of which were more than Rs. 2,000 in each case and 1 per cent. in the case of buildings and lands, the rateable values of which were Rs. 2,000 and below, in the areas specified in List II of that Act. The properties having value of Rs. 499 and below were exempted. The properties falling in the same locality were grouped together for the levy of this tax.

The net demand in respect of this tax was Rs. 30,88,824-6-2 (including the arrears of Rs. 13,67,463-10-2 as on 1st April 1956) and the amount collected was Rs. 16,80,151-4-5. The percentage of collection of U. I. P. Tax works out to 54.39.

General Remarks.—The area of the Suburban H to N Wards is extensive (over 66 sq. miles) and most of the house owners are middle class ratepayers. However, sustained drive was made by the ward staff to effect recovery of as many bills as possible. Necessary action for recovery as provided by law, including levy of attachment of immoveable property for non-payment of Municipal taxes was pressed wherever necessary and one property in H Ward was attached accordingly during the year under report, and it is hoped that this action of attachment of immoveable property will be appreciable help so far as recovery of taxes is concerned. An amount of Rs. 1,38,56,680 was collected during the year under report as against an amount of Rs. 1,22,57,024 collected during the year 1955-56.

B. G. JADHAV,
Dy. Assessor and Collector (Suburbs).

STATEMENT 'A'.

Classification of properties according to use.

Serial No.	Particulars.	Total No.	Approximate rateable value (In lacs of Rupees.)
1	Buildings for residential purposes	33,925	3,30.67
2	Buildings for business purposes	1,881	20.84
3	Mills (Textile)	3	6.17
4	Factories	343	61.17
5	Petrol pumps and service stations	52	1.14
6	Stables	967	13.03
7	Garages (separately assessed)	397	1.15
8	Godowns	125	1.18
9	Religious properties (Temples, Mosques, etc.)	229	2.10
10	Charitable properties (Dharmashalas, etc.)	168	1.23
11	Educational Institutions	208	6.00
12	Gymasia, play-grounds, etc.	18	.93
13	Cinema, Theatres and Studios etc.	34	4.50
14	Markets	22	1.33
15	Quarries	29	1.49
16	Salt Pans	5	.15
17	Hospitals and Asylums	50	3.51
18	Lands	2,535	13.27
19	Properties and lands belonging to Government and Railways	899	24.74
	Total	41,890	4,94.60

STATEMENT 'B'.

Rateable value with the gross Demand of the property taxes.

(In lacs of rupees).

Ward and Year	Rateable Value	GENERAL TAX		HALALKHORE TAX		WATER CHARGES BY METER MEASUREMENT		Total Demand
		Rate	Demand	Rate	Demand	Rate	Demand	
H to N Wards 1952-53	305.31	17½ and 10 per cent. on chargeable villages.	60.25	3 per cent.	8.44	As 12 to Rs. 2-4-0 per 1000 gal- lons.	16.23	84.92
H to N Ward 1953-54	348.91	17½ and 10 per cent on chargeable villages.	62.30	3 per cent.	8.50	As 12 to Rs. 2-4-0 per 1,000 gallons.	29.38	100.18
H to N Ward 1954-55	453.11	17½ and 12 per cent on villages specified in List I of Bombay Act xxx of 1951 and on properties occupied for industrial purposes in the areas specified in List II of that Act and 8 per cent on properties falling in List II of the said Act.	76.36	3 per cent.	8.95	As 12 to Rs. 2-6-0 per 1000 gal- lons.	34.67	119.98
H to N Ward 1955-56	497.23	17½ and 12 per cent on villages specified in List I of Bombay Act xxx of 1951 and on properties occupied for industrial purposes in the areas specified in List II of that Act and 8 per cent on properties falling in List II of the said Act.	84.74	3 per cent.	9.17	As 12 to Rs. 2-6-0 per 1000 gal- lons.	39.39	133.30
H to N Wards 1956-57.	494.60	17½ and 14 per cent. on villages specified in List I of Bombay Act xxx of 1951 and on properties occupied for industrial purposes in the areas specified in List II of that Act and 10 per cent. on properties falling in List II of the said Act.	103.46	3 per cent.	9.97	As 12 to Rs. 2-6-0 ptt 1000 gal- lons.	40.48	153.91

STATEMENT ' C '

Statement showing the classification of properties assessed to taxes according to their rateable values (1956-57.) in the Suburban (H to N) Wards

Category	No. of properties
Rateable value upto Rs. 200	... 11,894
R. V. between Rs. 201 and Rs. 300	... 4,673
R. V. between Rs. 301 and Rs. 400	... 3,585
R. V. between Rs. 401 and Rs. 500	... 2,942
R. V. between Rs. 501 and Rs. 750	... 4,061
R. V. between Rs. 751 and Rs. 1,000	... 3,695
R. V. between Rs. 1,001 and Rs. 1,500	... 3,583
R. V. between Rs. 1,501 and Rs. 2,000	... 2,397
R. V. between Rs. 2,001 and Rs. 5,000	... 3,522
R. V. between Rs. 5,001 and Rs. 10,000	... 1,043
R. V. between Rs. 10,001 and Rs. 20,000	... 358
R. V. between Rs. 20,001 and Rs. 30,000	... 70
R. V. between Rs. 30,001 and Rs. 40,000	... 27
R. V. between Rs. 40,001 and Rs. 50,000	... 14
R. V. between Rs. 50,001 and Rs. 1,00,000	... 15
R. V. between Rs. 1,00,001 and Rs. 1,50,000	... 6
R. V. between Rs. 1,50,001 and Rs. 2,00,000	... 1
R. V. between Rs. 2,00,001 and Rs. 2,50,000	... 1
R. V. between Rs. 2,50,001 and Rs. 3,00,000
R. V. between Rs. 3,00,001 and Rs. 3,50,000
Rateable. Value. over Rs. 3,50,000	... 3
Total	... 41,890

CITY ENGINEER'S DEPARTMENT. Suburbs

Shri K. B. Carnac, B.E., M.I.C.E., M.I.E., held the office of the City Engineer during the year except for the period from 31-3-1956 to 19-6-1956 and from 6-8-1956 to 5-12-1956, when he was on leave. During the period of his absence, Shri N. F. J. Bilia, B.E. (Civil), A.M.I.E. (India) held the office of City Engineer from 31-3-1956 to 19-6-1956 and from 6-8-1956 to 5-11-1956. Shri D. S. Thakur, B.E. (Civil), A.M.I. Struct E., held the post from 6-11-1956 to 5-12-1956.

Shri E. P. Mascarenhas, B.E. (Civil), A.M.I.E., M.R.San.I. (London), held the post of the Assistant Engineer, 1st Grade (Suburbs) from 1st April 1956 to 12th March 1957 when he retired due to superannuation and Shri D. D. Dawalbhakta, B.E. (Civil), A.M.I.E. was appointed as Assistant Engineer (Subs.) from 13th March 1957.

The engineering organization of the Suburbs is placed in direct charge of Assistant Engineer, 1st Grade (Suburbs). Some of the major planning and designing activities of the Suburbs are looked after by the Planning Branch under the City organization and such activities are reported separately in the report for the city by listing them under the Planning Branch.

The distribution of the technical staff is shown in the table in Appendix A-1.

A.—UPKEEP, MAINTENANCE AND REPAIRS OF MUNICIPAL PROPERTIES

1. *Buildings*.—An amount of Rs. 48,591 was spent during the year on normal repairs including monsoon works of about 115 Municipal buildings in the Suburbs. Some of the major works of repairs to the Municipal properties carried out during the year are given below:—

- (i) Construction of 4 stalls at Vile-Parle Market.
- (ii) Construction of compound wall at the N. J. Wadia Dispensary, Andheri.
- (iii) Repairs and oil painting to the buildings in Tata compound.
- (iv) Additions and alterations to the slaughtering chamber at Andheri market.

Some of the works were carried out departmentally and others through the Petty Works contractors. The expenditure on departmental works, including special repairs, booked during the year was Rs. 15,085, as against Rs. 33,506 on works carried out through the Petty works contractors.

Plans and estimates amounting to Rs. 33,25,386 for repairs and new works were prepared for Budget purposes as per the requisitions from the various departments.

2. (i) *Roads*.—The total mileage of the roads in the Suburbs is about 191.68 comprising 21.30 miles of water-bound roads, 148.12 miles of asphalt roads, 6.05 miles of concrete roads and about 16.21 miles of unmetalled roads.

Normal maintenance of the asphalted road was carried out during the year at a total cost of Rs. 4,99,067. The water-bound and kutcha roads, covering an area of about 50,000 square yards were watered on alternate days. Some of the existing water-bound roads were asphalted during the year, as per the details shown in Appendix A-2, at a total aggregate cost of Rs. 1,41,744 from the provision under "New Works."

(ii) *Foot-paths*.—New foot-paths on nine roads were under construction during the year as per details given in Appendix A-3.

(iii) *Street name-boards*.—Rs. 3,561 were spent on fixing new street boards and repairs to the existing ones in the Suburbs.

3. *Street lighting*.—Two graphs showing (i) the number of lamps of different wattages on the various roads in the Suburbs as on 28th February 1957, and (ii) the monthly expenditure on account of lighting in different wards and the total cost of lighting during the year under review, are shown in Appendix A-4. The number of lights increased from 5,823 to 6,210 during the year, and the yearly expenditure rose from Rs. 4,39,908 to Rs. 5,11,793. During the year under report, with a view to improve lighting all lights below 60 watts were replaced by those of 60 watts, and were allowed to burn throughout the night. It is proposed to replace the existing lights on Ghodbunder road and Bombay Agra road by 250 watts high pressure mercury vapour ones on certain portions for improving visibility. The Bombay Suburban Electric Supply Ltd., have been requested to do this work.

4. *Sewers and drains*.—The cleansing of sewers and open drains was attended to and the total silt removed during the year was 61,300 C.ft.

All the four pumping stations, viz., (a) Bunderwadi, (b) Chimbai, (c) Jai-Bharat Colony, and (d) Khar worked satisfactorily during the year.

Storm water drains.—Work of cleaning of open kutcha drains was attended to from time to time. Proposals for paving some of the kutcha drains were under preparation. The work of covering open drains along Old Agra Road was completed during the year under report and estimates for covering drains along pipe road are under consideration.

5. *Miscellaneous*.—(i) *Ferry service*.—The ferry service running between Versova and Madh Island was maintained. The total receipts during the year amounted to Rs. 17,167 as against the expenditure of Rs. 16,718. Two new ferry boats with engines working on diesel oil purchased during the last year are working satisfactorily.

B.—CONSTRUCTION WORKS UNDER LOAN WORK PROGRAMME**WORKS OTHER THAN THE SEWERAGE SCHEME**

(a) Detailed information regarding the works completed and those in progress is given in Appendix A-5.

(b) *Improvements of private roads.*—Action under section 377(1-A) of the Bombay Municipal Corporation Act was taken for the improvement of the following roads:—

(i) *Private road off Subash Road, Vile-Parle.*—Work was nearing completion.

(ii) *Private road off Dadabhai Road, Vile-Parle.*—Work will be taken in hand in the next year.

Where the frontagers failed to carry out the works, the same were executed under Section 489 of the said Act and the roads were asphalted. Similar action was taken in the case of the following roads—

(iii) *Vishnu Street, Vile-Parle.*—Notices were served.

(iv) *Tejpal Scheme No. 1, Vile-Parle.*—Notices were served.

(c) *Village amenities.*—A number of works were carried out under the "Village amenities fund", which consisted mainly of providing approach roads to different villages and improvement of internal lanes by either asphaltting or concreting them. A list of the works carried out under the "Village amenities fund" is given in Appendix A-6. Plans and estimates for various other amenities in the different villages were also under preparation.

(d) *Measures to reduce floodings.*—Following Schemes pertaining to removal of flood water from different areas of the Suburbs were prepared:—

(i) Providing storm water drains along Parleshwar Road, Vile-Parle.

(ii) Providing storm water drains from Ghodbunder Road to Nallah in Government Housing Scheme at Juhu.

(iii) Construction of Storm water drain along the western side of Bombay Agra Road.

(e) Public sanitary conveniences consisting of one sanitary block at the following places were provided during the year:—

Golibar, Nawpada, Anik Village, Ghatala Village and Kacharapatti, Chatkopar where a 16 seated acqua privy was constructed.

Proposals for providing public sanitary conveniences at various places in Suburbs were under consideration and negotiations with the Government of Bombay were in progress. The total expenditure booked during the year on the above works amounted to Rs. 42,550.

Housing.—Specific provisions for housing Municipal employees and low-income groups were made in the Budget under "New Works", but the Schemes did not materialise as the tenders invited for the purpose had to be rejected twice as they were far in excess over the office estimates.

C.—INSPECTION AND SUPERVISION OF PRIVATE BUILDINGS

(i) *New constructions.*—1,603 applications were received for the erection of new buildings and for additions and alterations to the existing ones out of which 978 were under Section 337 and 625 under Section 342 of the Bombay Municipal Corporation Act. 1,531 proposals were amended during the year.

The total number of buildings newly constructed (including those wherein additions and alterations were made) by private enterprise were 444 during the year. Out of this 276 were in respect of residential and the remaining 168 in respect of non-residential buildings. The total number of buildings constructed by Co-operative housing societies and by employers for their employees were 34 and nil respectively.

The statement below shows the number of tenements constructed during the year under report:—

Ward.	No. of one room tenements.	No. of two rooms tenements.	No. of three rooms tenements.	No. of larger tenements usually known as flats.	Total.
H	92	56	118	153	419
K	63	136	30	44	273
L-M	41	21	18	32	112
N	83	17	100
Total ...	279	230	166	229	904

In all 611 Buildings completion certificates were received and disposed of after inspection on site. 232 buildings were sanctioned for occupation.

(ii) *Unauthorised construction.*—In spite of careful vigilance on the part of the Municipal staff, the spate of unauthorised construction could not be effectively checked under the existing provisions of the Bombay Municipal Corporation Act as pointed out in the previous reports. During the year, sanction of the Standing Committee was obtained in 139 cases, for the removal of unauthorised works. In addition, 763 cases of the previous year were pending disposal. Unauthorised works in 88 cases were removed by the parties themselves, while in 50 cases the works were removed departmentally.

(iii) *Complaints from the public.*—In all 1,654 complaints were received from the public during the year. All these complaints were looked into. In 381 cases action was under progress.

In all 1,401 notices were issued under different Sections of the Bombay Municipal Corporation Act including 290 notices issued under Section 354 of which 99 were complied with while action in 191 cases was still pending. 597 prosecutions were launched against the house owners for non-compliance with the Municipal requisitions.

The results of the proceedings are given in Appendix 7.

(iv) *Building Collapses.*—21 buildings or portions thereof collapsed during the year. 6 persons were injured and 2 died due to these collapses.

(v) *Cement authorisation to private house owners.*—Cement continued to be in short supply and the work of issuing authorisations for cement to private house-owners for urgent and essential repairs to their buildings was continued during the year. Authorisations aggregating 584.16 tons were issued during the year after scrutiny of the applications, by inspection of works on site.

(vi) *Set-back lands added to the public roads during the year totalled 10,500 Sq. Yds. The important set-backs added to the roads were:—*

- (a) 4-set backs at the junction of Ghodbunder Road and Turner Road.
- (b) Set-back on both sides from Maharaja of Jodhpur's Plot to Juhu Church, along Juhu Road.
- (c) Set-backs along Bombay Agra Road.
- (d) Set-backs along Mahatma Gandhi Road.

The total compensation paid during the year amounted to Rs. 22,726.

(vii) *The Survey Branch.*—During the year under report, the District Inspector of Land Records had taken in hand the work of detailed survey of Vile-Parle. Survey plans for the recently surveyed areas of (1) Vakola-Kole-Kalyan, and (2) Ghatkopar-Kirol were obtained.

Survey branch was introduced in the Suburbs last year under the control of the Assistant Engineer (Survey) with a view to co-ordinating the survey work of different wards. Every effort was made to keep the survey record up-to-date by securing latest plans and taking proper notes on the available survey sheets. Takia Ward in Kurla was surveyed during the year and all the existing buildings were brought on the map. The survey was originally done with a view to introducing the slum clearance scheme, but the work was subsequently transferred to the City Office. Detailed and up-to-date maps on the Scale of 4" to a mile for the Electoral Wards in the extended Suburbs were prepared by the Survey branch and supplied to the Election and Town Duty Officer.

As the plans on 40' scale are not available, the following roads were surveyed departmentally for the reasons given against each of them.

Name of the Road.	Reasons.
(a) Sion-Trombay Road	... To revise the originally prescribed regular lines.
(b) Juhu Tara Road from Juhu Road junction to Sea-view Hotel.	To locate the distinguishing features, for demarcating the R. L. on site.
(c) Old Nagardas Road	... Do. do.
(d) Aerodrome linking Pandit Jawaharlal Nehru Road, Santacruz to Bombay Agra Road, Kurla.	The sanctioned sub-arterial road through the Aerodrome staff quarters. An alternative alignment was therefore suggested.
(d) Kurla Andheri Road	... To revise the sanctioned regular line.

Preliminary survey in respect of (a) Saki Vehar Road and (b) Marol Maroshi Road was also completed during the year and proposals for regular lines are being put up.

D.—TOWN PLANNING SCHEMES.

During the year under Report the Town planning section, had a full busy programme.

I.—New Town planning Schemes—

The position regarding four new schemes, which were before the Arbitrators, was as follows:—

(i) Town Planning Scheme No. X.—Bandra.

The Arbitrator having declared his award in respect of the above scheme, Government appointed Shri N. J. Wadia, *Ex-Judge* of the High Court of Judicature of Bombay as President of the Tribunal of Arbitration for the draft town planning schemes Bandra No. X and Santacruz No. V. The proceedings of the Tribunal of Arbitration were held and the President has submitted his report to the Arbitrator.

(ii) Town Planning Scheme No. V.—Santacruz.

The Arbitrator's award was expected to be declared very soon.

(iii) Draft Town Planning Scheme Ghatkopar No. III and Santacruz No. VI.

The Arbitrator declared his award on 31st December, 1956. Shri N. J. Wadia, *ex-Judge* of the High Court of Judicature of Bombay was appointed by Government as President of the Tribunal of Arbitration for the draft town planning scheme Ghatkopar No. III and Santacruz No. VI, but due to the promulgation of the Bombay Town Planning Act 1954 from the 1st April 1957 repealing the old Act of 1915, the tenure of the President could not be continued and as such the President wrote to Government to appoint a Board of Appeal under Section 35 of the new Act.

II.—Proposed New Schemes—**(i) Town Planning Scheme Vile-Parle No. V.**

The work of city survey was in progress.

III.—Variation of the Schemes—**(i) Andheri No. II.**

The final varied scheme was sanctioned by Government.

(ii) Variation of Town Planning Schemes Bandra No. IV and V.

As reported last the draft varied Schemes of Bandra No. IV and V were sanctioned by Government under their Resolution No. TPB/1855-M, dated 11th May 1956 respectively. The Government appointed Shri G. J. Desai as an Arbitrator under their Resolution No. 1755(a)-M, dated 21st May 1956 in respect of the draft varied scheme of Bandra No. IV and V. Shri Desai assumed his duties as the Arbitrator from the 11th June 1956. The Arbitration proceedings in respect of these schemes, which were held up due to sudden illness of Shri G. J. Desai, Arbitrator, have since been completed. The Arbitrator is drawing up the final varied scheme.

(iii) Varied T. P. Scheme Bandra No. III.

Government sanctioned the draft town planning scheme Bandra No. III (final and varied) in exercise of their powers conferred under Sub-Section (2) of Section 14 of the Bombay Town Planning Act, 1915, as prepared, and the same was submitted by Bombay Municipal Corporation of Greater Bombay to Government. The question of the appointment of an Arbitrator for the same was under consideration of Government.

(iv) Variation of T. P. Schemes Ghatkopar No. I, Bandra No. II, Santacruz Nos. III and IV.

Government sanctioned the making of the variation of four Town Planning Schemes, *viz.*, Ghatkopar No. I, Bandra No. II, Santacruz No. III and Santacruz No. IV, under their Resolution Nos. T.P.B. 3555(a)-M, T.P.B./1555(a)-M, T.P.B./2255(a)-M, and T.P.B.2355(a)-M, dated the 3rd May 1956 and some of the offending regulations in respect of these schemes were suspended. Owners' meetings in respect of the above four schemes were called wherein the tentative variations of the schemes were explained to them inviting their objections and suggestion to the proposals. Draft varied Town Planning Schemes Ghatkopar No. I, Bandra No. II, Santacruz No. III and IV were submitted to the Corporation for publication.

Further variations of three Town Planning Schemes Vile-Parle No. I, Vile-Parle Nos. IV and IVA and Vile-Parle No. VI were also taken in hand and accordingly the Corporation declared their intention to vary the Town Planning Schemes Vile-Parle No. I, Vile-Parle No. IV and IVA and Vile-Parle VI under their Resolution No. 647, 649 and 651 respectively dated the 13th August 1956. The variations of three schemes were sanctioned by Government under their Resolutions Nos. TPB/2456M, TPB/2756N, and TPB/2856M, dated the 5th December 1956 after suspending some of the offending regulations in respect of these schemes. The work of preparing draft varied schemes was in progress.

(iv) Miscellaneous.—(i) 252 applications were received during the year from the owners of plots within the areas under the various draft town planning schemes as well as schemes under variation from time to time for the grant of commencement certificates. These were duly scrutinised and necessary certificates were issued as required under Section 15 of the Bombay Town Planning Act, 1915.

The number of applications received for the grant of commencement certificates in respect of each of the schemes and the number of the proposals approved were as mentioned in Appendix A8.

(ii) Layouts.—Out of the total number of 16 layouts submitted by the owners, 5 were submitted to the Standing Committee for approval.

A list of layouts for the sub-division of land into different plots sanctioned by the Municipal Commissioner with the approval of the Standing Committee under Section 303(1) of the Bombay Municipal Corporation Act during the year under reference is given in Appendix A9.

Amalgamation and sub-division of plots.—62 proposals were received in respect of the above which were scrutinised. Details of proposals approved are given in Appendix A10.

MASTER PLAN AND ITS IMPLEMENTATION.

(30) Existing Industries in the Suburban Area.—A meeting was held during the year with the representatives of the Bombay Industries Association in connection with the issue of permits to factories already existing in the Suburban area when it was decided that after inspection of the factories, the basis of granting permits may be reviewed and further necessary steps taken.

DEVELOPMENT OF TROMBAY ISLAND.

31. (i) The work of a rail overbridge on the Eastern Express Highway was completed during the year. After completion it was thrown open to public during the year.

(ii) The work of reconditioning the diversion road to Mahul was undertaken and was in progress at the end of the year.

(iii) The work of the reconditioning of the Maraoli Washi Road was in progress.

(iv) Plans and estimates amounting to Rs. 20,74,784 for the construction of Western Express Highway, Section I (From Bandra to Santacruz) prepared by Government P. W. D. were submitted to the Corporation for approval. The work will be carried out by the P. W. D. Bombay Government, the cost being shared equally by the three parties, viz., the Central Government, the Bombay Government and the Bombay Municipal Corporation. The Municipal share of cost of the work will be Rs. 6,91,595.

(v) The work of finalization of alignment of Koyna-Hydro-Electric power line in consultation with the authorities was in progress during the year.

OTHER DEVELOPMENTS.

32. (i) A proposal for extension of Stanvac Refinery was under consideration.

(ii) Several sites suitable for locating industries and establishment of industrial estates in the suburban areas of Greater Bombay were examined. One site at Nari Seva Sadan, Ghatkopar, was selected for establishment of an industrial estate and another one at Chembur was being considered for similar purposes.

(iii) A site on the north-west of Mithi River Bridge was being considered for locating an Infectious Diseases Hospital.

(iv) Sites were inspected during the year for preparation of a scheme for the zonalization of stables, and also for location and rehabilitation of squatters' colony of Mankhurd.

(v) Various sites were inspected in connection with preparation of a scheme for Municipal housing in the suburban area. The sites at Andheri and Chembur were found suitable for the purpose.

(vi) A proposal for the extension of the runways of the Santacruz Aerodrome from the Aviation Department the Government of India, was under consideration along with the P. W. D. authorities.

(vii) *Erosion of Versova Beach*.—Extensive damage to private properties along the sea beach at Versova occurred during the last monsoon due to heavy erosion taking place along the coast-line. The subject was referred to The Director, Central Water and Power Research Station, Poona, who visited the site and suggested a scheme of constructing a sea wall parallel to the sea-shore with about 11 groynes which will be laid perpendicular to the wall and projecting into the sea. As protection of coast line is the responsibility of the Government, they were apprised of the details of the Scheme.

E.—TRANSPORT BRANCH (SUBURBS.)

This Branch is responsible for repairs and maintenance of refuse and cesspool vehicles, ambulances etc., directly under its charge and for carrying out repairs and over-hauls of about 200 vehicles of all other departments excepting those in charge of Hydraulic Engineer's Department and Fire Brigade. The Transport Superintendent who is in charge of the City and Suburban Transport is assisted by an Assistant Engineer Transport (Suburbs) who looks after the repairs and maintenance of the fleet with the help of an Inspector and 4 Overseers.

(i) Fleet of vehicles.

There were 200 vehicles in commission directly under the charge of this Section at the beginning of the year *vide* details given in Appendix A-II. One vehicle which had served its useful life and was found uneconomical to run, was scrapped.

(ii) Augmenting the fleet.

One street-watering lorry purchased for Assistant Engineer, 'H' Ward was put in service. Two school buses for medical inspection were purchased. The total number of vehicles now in charge was thus 202.

(iii) Garaging of vehicles

Most of the vehicles were garaged in the three garages in the suburbs, viz., Santacruz, Kurla and Ghatkopar, where running repairs were also carried out. Major repairs and general overhauling of vehicles were carried out at the repair shop at the Santacruz garage. The question of constructing suitable garages at Kurla and Ghatkopar to garage vehicles operating in the eastern side of the suburbs was under consideration, and estimates and plans were being finalised.

(iv) Disposal of refuse, night soil and cesspool contents

The total collection of the refuse during the peak season exceeded 144 tons per day. The refuse was utilised for reclamation of low lying Municipal lands and private lands (on payment) in different wards. The total collection, removal and disposal of night soil amounted to 10,913 gallons per day, and that of cesspool contents 87,212 gallons per day on an average.

F.—WORKS UNDER SEWERAGE SCHEME IN THE SUBURBS

During the year under review the activities were restricted mainly to the construction of sewers in drainage districts Nos. II and III comprising Juhu-Vile Parle and Ghatkopar-Chembur respectively, and the construction of pumping stations and purification works in the said two districts.

Drainage District No. I

Some of the sewer works already in progress during year 1955-56 were completed and the following new ones were taken in hand and were in progress.

- (i) Town Planning Scheme III, Bandra.
- (ii) Providing sewers in Chum village.
- (iii) Providing 18" sewer from Dadabhai Road Extension to the B. E. S. & T. Depot at Santacruz.
- (iv) Laying 4" gas main in Town Planning Scheme III, Santacruz.
- (v) Sewers in Palli Hill area.

Drainage District No. II

Works on the first two and the fifth portion on the main intercepting sewer along the 100' road in Juhu housing colony, which will drain into the disposal plant at Versova (Andheri), were completed and works for the remaining two portions of the same sewer were in progress. Tenders for laying branch sewers in Vile-Parle (West) area were invited.

Drainage District No. III

The work of laying sewers in the developed area of Chembur was continued and was nearing completion. The work of providing tributary sewers in Ghatkopar area was completed. The scheme of laying additional sewers in some parts of Kurla and making improvements to the existing sewers was sanctioned.

Pumping Stations and Purification Works

The civil engineering works in connection with (1) Versova pumping station and (2) Versova purification plant were nearing completion, and mechanical and electrical equipment to be installed thereat was being erected in instalments as and when the same was received on site. Detailed plans and estimates for the construction of a new pump house at Khar were sanctioned and the lowest tenderer was awarded the work of construction of the pump house. The purification plant at Ghatkopar was completed in the year under report.

Rising Mains

The work of laying 18" rising main from the Kurla pumping station to Dharavi purification plant was completed. The work of providing 12" C.I. rising main from the Jai Bharat pumping station to Khar purification works was taken in hand and was nearing completion. The total expenditure incurred during the year under report on all the works inclusive of sewers, pumping stations and purification plants was Rs. 17,18,733 against the Budget provision of about Rs. 55,95,983.

As mentioned in the previous report negotiations with Government for acquiring land for the installation of pumping station and/or purification works were still in progress.

House Connections to the newly laid sewers

When the sewers in different areas started functioning, notices under Section 231 of the Bombay Municipal Corporation Act were served with the sanction of the Standing Committee on the property owners for joining their house drains to the newly laid sewers.

Notices were served and in 230 cases parties submitted proposals and in 188 cases the parties carried out the works.

Subvention Scheme

In all 216 notices under Section 248(1)(c) of the Bombay Municipal Corporation Act were served. 675 privies were converted into W.C.s. The total amount of subvention paid during the year was Rs. 90,000.

Street Connections

Street connections from the premises to the newly laid sewers were given at Municipal cost. In all 155 street connections were given at a cost of Rs. 21,579.

The Second Five Year Plan programme was implemented during the year under report. The list of works completed and those in progress is given as an Appendix A-12.

G.—STREET CLEANSING AND CONSERVANCY.

The Conservancy services in the Suburban areas including the Bombay Air Port, Chembur Colony and the various other Government and Military Establishments were maintained satisfactorily.

The main services of the Conservancy Branch comprise :—

I.—Cleansing of roads and footpaths.

II.—Collection, removal and disposal of refuse.

III.—Collection, removal and disposal of night soil and cesspool contents.

IV.—Dog licensing and dog destruction.

- V.—Rat destruction.
- VI.—Removal and disposal of carcasses.
- VII.—Labour Welfare, and
- VIII.—Veterinary services.

I.—Cleansing of roads and footpaths.

Cleansing.—Details regarding the areas of roads and footpaths cleaned, the frequency of the sweeping etc. are shown in Appendix B1. Total surface—area covering 37,46,464 Sq. Yds. was swept as against 33,22,000 sq. yds during the previous year. The increase was due to the addition of roads and taking over of the roads in the Government housing colonies at Chembur, Ghatkopar, etc. There was an appreciable increase in the areas conserved twice daily.

The work of cleansing of drains was transferred to the Assistant Engineer (Suburbs).

II.—Collection, removal and disposal of refuse.

(i) *Collection.*—Household refuse and sweepings from roads were collected in Municipal dust bins at convenient places. 737 Dust-bins, as against 687 of the previous year, were kept for the purpose as shown in the Appendix B2. 27 cases were filed in the Court, under Section 372(e) of the Bombay Municipal Corporation Act, for indiscriminate throwing of refuse and 182 cases of urinating. Number of actions taken under Section 368 of the Act to enforce the provision of approved type of sanitary bins for the collection of household refuse was 78.

(ii) *Removal.*—The details as regards the quantity of refuse removed from the refuse bins, the dumping places, the frequency of the removal of refuse etc. are also shown in Appendix B2. Most of the dust bins were attended once a day.

(iii) *Disposal.*—Out of 52,699 tons of refuse collected, 49,207 tons were utilized for reclamation of Municipal land, 3,012 tons were sold to private parties for filling up wells and low lands in different wards. (Vide Appendix B3.)

III.—Collection, removal and disposal of night soil.

(i) *Collection and removal.*—The particulars of privies on basket system are given in Appendix B4. Owing to the sewerage schemes 1,475 privies were either converted into water closets or demolished.

(ii) *Public Sanitary Conveniences.*—The details regarding locations and sites of the public sanitary conveniences in different wards as they existed on 31st March 1957 are shown in Appendix B5. The proposals for constructing public urinals particularly in sewered areas, as well as for constructing additional public privies are under consideration. Due to the difficulties of acquiring sites privately owned no appreciable progress could be made. The number of commodes has gradually lessened due to the progress of sewerage schemes, particularly in H Ward.

About 10,913 gallons of night soil was collected daily from the latrines, and removed. The open plots and fields fouled by the public were also cleansed.

(iii) *Cesspool Clearance.*—Details regarding the number of cesspools existing during the year, their capacities, the quantities of the cesspool contents removed, etc., are shown in Appendix B6. The question of increasing the fleet of vehicles required for removal of cesspool water was under consideration.

(iv) *Disposal of Night Soil and Cesspool contents.*—The night soil and cesspool contents were disposed of at the following depots, discharging the contents into the creeks at various points, except for a small quantity used for composting at Ghatkopar during the dry season :—

(a) *Bandra Creek.*—Bunderwadi night soil depot.

(b) *Versovas Creek.*—Oshivara night soil d.pot.

(c) *Sion Creek.*—Sion night soil depot, and

(d) *Ghatkopar Creek.*—Ghatkopar night soil depot.

In pursuance of the policy of improving the methods of disposal of excrementitious matter, proposal for the construction of night soil depots with hoppers at the new purification works situated at Andheri Versova Road, Ghatkopar, and Khar were further considered. The work of construction of hoppers at Andheri Versova Road was started.

(v) Special services on payment were continued as under :—

(a) Internal cleansing of privies,

(b) Cleansing of commodes, and

(c) Cleansing and removal of contents of septic tanks and privies erected at temporary camps.

IV.—Dog licensing and dog destruction.

The work consisted of Licensing of dogs, and catching and destroying ownerless and stray dogs. During the year 2,079 licences for dogs were issued and 3,812 stray and ownerless dogs were caught and sent to Lethal Chambers at Mahalaxmi in a dog van. The van was also spared once every week to the City Section. Rewards were paid to dog catchers catching more dogs than the number prescribed.

V.—Rat destruction.

Staff of 17 scavengers was utilised for catching rats and attending to rat pest complaints. The total number of rats caught was 41,309 (41,289 alive and 20 dead) during the year as per details shown in Appendix B7.

VI.—Removal and disposal of carcasses.

The rights of removing and disposing of carcasses in H Ward including Bandra slaughter house, but excluding Koly Kalyan and Kurla Railway goods shed and yard, were entrusted to a Contractor. The Madhvis operated in the rest of the villages. 4 big animals and 17 small ones were removed by Municipal agency, as shown in the Appendix B8.

VII.—Labour welfare.

(i) *Housing accommodation for the Labour Staff.*—The work of construction of Labour staff quarters at Kurla consisting of 32 tenements was completed and the tenements were allotted to the staff. Electricity was provided at the Conservancy staff quarters at Kurla (Old Chawls) and the proposals for providing electricity at the Conservancy staff quarters at Khar, Andheri and the new chawls at Kurla were sanctioned. The proposals for the construction of staff quarters at Ghatkopar, Versova and Bhandup were also sanctioned.

(ii) *Co-operative Credit Society.*—Facilities of co-operative credit society existed and the staff who were the members of the society took advantage of the same.

(iii) *Welfare Centre.*—No additional welfare centres were opened during the year. The existing centres at Kurla, Chembur, Juhu, Andheri and Khar worked satisfactorily.

INCOME.

The income earned by the Conservancy Branch during the year under report through different sources is given below:—

	Rs.
(i) Conservancy special service	1,47,312
(ii) Sale of rights in respect of carcasses and lease of lands for cultivation...	14,020
(iii) Sale of drain water, manure and other minor receipts	1,520
(iv) Removal of carcasses, sale of refuse, etc. fees	16,764
(v) Rent of buildings and lands	3,429
(vi) Veterinary dispensary fees	2,327
(vii) Tax on dogs	0,480

VIII.—Veterinary Dispensary, Khar

The dispensary for treating animals has been taken over by the Corporation from the ex-Bandra Municipality to whom the building was donated by Seth Shri Dayabhai Amarsi in memory of his daughter Bai Nandubai in the year 1934.

A Junior Veterinary Inspector was in charge of the dispensary. He also carried out the inspection of Milch cattle stables in H Ward, Bandra. The work of anti-rabic treatment for dogs was started at the dispensary from 1-4-1956. During the year 6,461 animals were treated and 44 anti-rabic inoculations were given. The revenue realised was Rs. 2,523.

APPENDIX A-1

Geneological set up of the Office of Assistant Engineer, 1st Grade Suburbs.

(ASSISTANT ENGINEER, 1ST GRADE SUBURBS)

Buildings.	Wards.	Construction.	Town Planning.	Survey.	Drainage and Pumping Stations.	Khar Purification Works.	Inspector of Factories.
Asstt. Engineer.	4 Asstt. Engineers.	2 Asstt. Engineers.	2 Asstt. Engineers.	Asstt. Engineer.	Inspector.	Inspector.	Inspector.
	11 Inspectors.	3 Inspectors.	3 Inspectors.	1 Inspector.	Inspector.	Inspector.	Inspector.
	1 Inspector for 6 months only from 4-2-57.	6 Overseers.	3 Overseers.	1 Head Draftsman.	1 Overseer.	1 Shift Engineer.	
	30 Overseers.	4 Mistries.	1 Draftsman	1 Draftsman.	1 Drain Cleaning Mistry.		
	2 Lighting Supervisors.	6 Mukadams.	3 Tracers.	1 Draftsman			
	1 Lighting Mistry.			7 Tracers.			
	2 Road Supervisors.						
	17 Mistries.						
	14 Mukadams.						
	10 Mukadams (Temp.).						

APPENDIX A-2

Statement showing the works of asphaltting water-bound roads and footpaths carried out during the year 1956-57.

Serial No.	Name of the work.	Length in Yds.	Area in Sq. Yds.	Estimated cost.
1	Improving surface of Bullock Road	140	740	4697.00
2	Improving surface of St. Roque's Cross Lane	41	123	825.00
3	Do. of Perry Cross Lane leading to New Kantwadi	100	470	3300.00
4	Do. of St. Johns' Road	83	417	2499.00
5	Do. surface of Tanning Institute Road	833	4,170	28000.00
6	Do. surface of road leading to Pali Village	77	511	3500.00
7	Do. surface of certain lanes at Pali Village	127	316	2100.00
8	Do. surface of 15th Road T.P.S. III, Bandra	93	500	6024.00
9	Do. surface of south Avenue	100	170	11308.00
		266	1,600	
10	Do. of Tagore Road	370	1,440	9485.00
11	Do. of Main Avenue and North Avenue	133	622	6612.00
		110	513	
12	Do. of Indranarayan Cross Street	73	300	6266.00
		123	576	
		33	88	
13	Do. of Juhu Road from junction G. B. Road to Dada- boy Road.	370	1100	7360.00
14	Do. of 9th, 10 and 12th Roads	123	500	12863.00
		140	560	
15	Do. of Green X lane Bajaj Lane, Podar Street X Lane	53	180	4392.00
		70	244	
16	Do. of 1st Hasanabad X Lane	71	80	470.00
17	Do. of Hasanabad X Lane	33	66	420.00
18	Do. of Talmaki Road	270	1066	10777.00
19	Do. of Anuaria and Laxmi Road	270	1,066	8871.00
20	Do. of Pd. J. Nehru Road	270	1,066	492.00
21	Do. of Dadabhoj Road from Green Street to Saraswati Road.	133	700	13216.00
22	Do. of Saraswati Road to Talmaki Road	150	900	11450.00
23	Do. of lane AB leading to Kantwadi	125	500	3579.00
24	Do. of lane CD leading to Railway Gaathan	100	400	3095.00
25	Do. of Sarojini Lane	150	600	4325.00
26	Do. Niyas Road and Sharde Road in Saraswati Colony.	100	400	9484.00
27	Do. of Datta Mandir Road	42	170	2274.00
28	Footpath along Station Road, Santacruz	330	900	5215.00
29	Footpath at 1st Road from Railway Station to G. B. Road	270	711	2929.00
30	Improving the surface of the Road leading to Bhatia Baug branching off Tilak Road, Ghatkopar.	45	533	9526.00
31	Connecting the Road in Rajawadi Scheme with Ramji Assar Lane, Ghatkopar.	17	200	2351.00
32	Semi-grouting Mahadeo Prapeshwar Lane at Ghatkopar	156	523	4807.00
33	Semi-grouting the Road leading to Datta Mandir at Bhandup	184	1,100	11389.00

APPENDIX A-3

Details of foot-paths constructed

	Name of the Road.	Length in ft.	Area in Sq. ft.	Nature of the surface.
1	Ghodbunder Road	28,000	2,80,000	Kutchha.
2	Station Road, Santacruz	1,000	8,000	Asphalted.
3	1st Road, Khar from Khar Railway Station to Ghodbunder Road.	800	6,400	Asphalted.
4	Gazdar Road	200	2,000	Semi-grouted.
5	Juhu Road	3,528	42,336	Do.
6	Construction of foot-path along Eastern side of Bombay Agra Road.	7,800	78,000	Kutchha.
7	Construction of foot-path on Bombay Agra Road near Kera- walla Building.	200	3,000	Kutchha surface.
8	Do. near Narayan Nagar	100	1,500	Do.
9	Do. near Katcharpatti	800	4,000	Do.

APPENDIX A-5

Statement showing the works which are either completed or those in progress under Loan works Programme during the year 1956-57. Works other than Sewerage Scheme.

(A) WORKS COMPLETED DURING THE YEAR:—

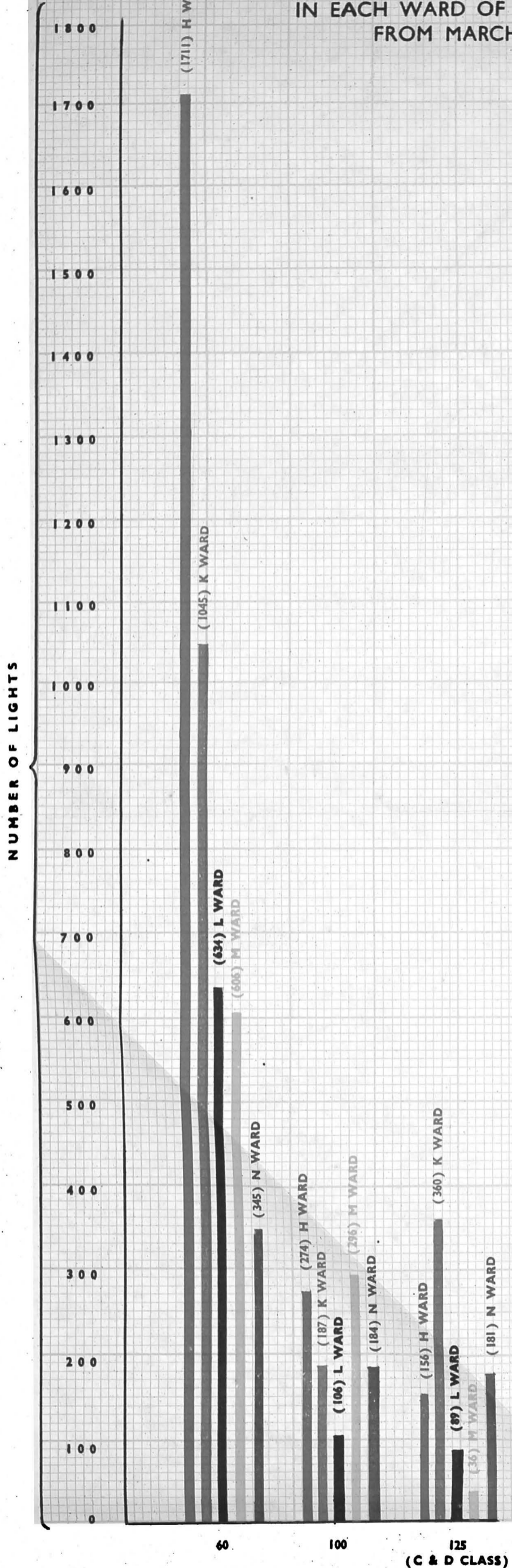
BUILDINGS		Estimated Cost. Rs.
(1) Addition of a floor over Station Municipal Marathi School Building at Kurla	...	1,06,810
(2) Additions and alterations to the Bhabha Hospital, Bandra, for a new Maternity and Labour Ward.	...	1,00,510
(3) Remodelling of Khar Market	...	4,25,440
(4) Construction of a Primary School Building on Plot No. 50, T.P.S. III, Santa Cruz	...	50,000 (Approximately.)
ROADS		
(1) Widening of Ghatkopar Chembur Road	...	2,35,107
(2) Widening of Versova Road, Andheri, including provision of side drains	...	2,04,440
(3) Construction of a slab drain culvert along Nehru Road, Santa Cruz, near Vakola Bridge	...	68,245
(4) Semi-grouting the widened portion of Bombay Agra Road from Kamani Metal Works to the junction of Mahatma Gandhi Road, Ghatkopar.	...	71,087
(5) Asphalted widened portion of Ghodbunder Road	...	87,305
IMPROVING OF STORM WATER DRAINS		
(1) Construction of S. W. Drains along 32nd, 33rd Roads in T.P.S. III, (Khar Village), Bandra.	...	95,473
(2) Construction of a pucca covered drain for a length of 500 R.ft. and covering of drains with R.C.C. Dhapas along Hirachand Desai Road, Ghatkopar.	...	15,970
(3) Covering of drain with R.C.C. Dhapas along Jethalal Parekh Road at Ghatkopar	...	20,620
(4) Providing 2' dia. H.P.S.W. Drain along Mukund Patil Road, Andheri	...	9,145
(5) Covering the existing open drains along Andheri Versova Road; G. B. Road, near Andheri Market.	...	9,325

(B) WORKS IN PROGRESS DURING THE YEAR:—

BUILDINGS		Estimated Cost. Rs.
(1) Construction of 5 Hospital Buildings at Rajawadi Ghatkopar (50 bedded Hospital with auxilliary buildings for housing Medical Staff, etc.)	...	5,31,056
(2) Providing a T.B. Clinic at Khar	...	78,750
(3) Construction of an additional floor over the Municipal Manilal Sunderji School, Vile Parle.	...	69,515
(4) Construction of an additional floor and sanitary block at Municipal Marathi School, Versova.	...	66,780
(5) Construction of School Building, at Serial No. 323, of Danda Bandra	...	1,95,933
ROADS		
(1) Widening of Santa Cruz Juhu Road from junction of Dadabhai Road to Juhutara Road junction.	...	1,38,683
(2) Extension of Daudbaug Road to Bhardawadi Road, Andheri	...	36,220
(3) Improvement of Nalla from G. B. Road to the cremation Ground, Andheri	...	1,66,400
(4) Improvement of Ghodbunder Road including provision of footpaths on either sides from Gazdar Road junction to Versova Road junction.	...	42,910
(5) Construction of unpaved footpath on Bombay Agra Road between Kurla Police Court and junction of Kurla Andheri Road, Kurla.	...	93,227
(6) Widening of Nehru Road, Santa Cruz	...	1,46,825
(7) Widening of Ghodbunder Road including provision of footpaths	...	8,71,620
IMPROVEMENT OF STORM-WATER DRAINS		
(1) Construction of an open channel drains along Western side of Station Road, Andheri	...	12,830
(2) Construction of S.W. Drains along Western side of Bombay Agra Road, Kurla
(3) Construction of paved and covered Drains from G. B. Road to the newly constructed Nalla at Vile Parle (West)	...	1,22,710 55,947
(4) Providing S.W. Drains along Parleshwar Road from Mahatma Gandhi Road to Tejpal Road and covering existing S.W. Drains from Hanuman Road to Mahatma Gandhi Road with R.C.C. Dhapas at Vile Parle (East).	...	51,789
(5) Construction of S.W. Drains in Tilak Road G. B. Road, Santa Cruz, Juhu Road and Mapara Parekh Road, Santacruz.	...	3,85,900
(6) Covering the existing open drains and providing new ones on old Agra Road, Kurla	...	90,590
(7) Improving the S.W. Drains on the West side of Ghodbunder Road from Gazdur Road junction to Versova Road junction.	...	13,016
(8) Construction of C.C. Drain from H. No. 585, Station Road to the existing open drain on Pipe Road, opp. Jawahar Talkies, Kurla.	...	13,914

BOMBAY MUNICIPAL CORPORATION

GRAPH SHOWING THE LIGHTS OF DIFFERENT WATTAGES IN EACH WARD OF THE SUBURBS DURING THE YEAR FROM MARCH 56 TO 28 FEBRUARY 1957



NOTE—

Total number of Lights including different wattages maintained in each ward as shown below

WARD	No. of Lights.
H	2141
K	1592
L	829
M	938
N	710
Grand Total	6210

WATTAGES

PREPARED BY:

Khairman
HEAD DRAFTSMAN
SUBURBS.

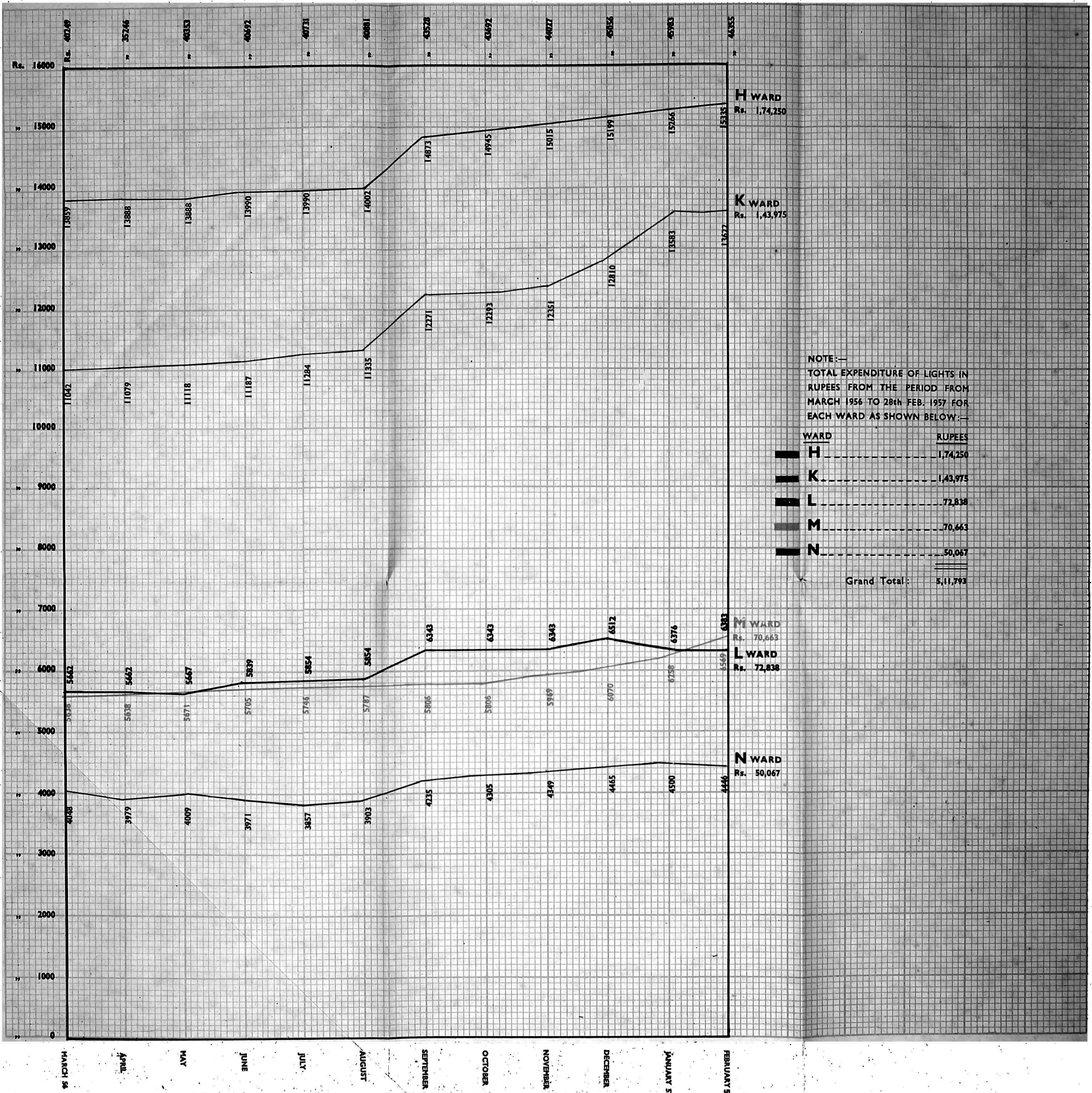
B.S. Jandekar
ASST. ENGINEER (SURVEY),
SUBURBS.

St. D. Amalbhute
ASST. ENGINEER 1st. GRADE,
SUBURBS.

K. C. Carnac
CITY ENGINEER,
B'YAY. MPL. CORPORATION.

BOMBAY MUNICIPAL CORPORATION

GRAPH SHOWING THE MONTHLY EXPENDITURE INCURRED ON LIGHTS IN THE WARDS OF THE SUBURBS DURING THE YEAR FROM MARCH 1956 TO 28th FEBRUARY 1957.



NOTE:—
TOTAL EXPENDITURE OF LIGHTS IN RUPEES FROM THE PERIOD FROM MARCH 1956 TO 28th FEB. 1957 FOR EACH WARD AS SHOWN BELOW:—

WARD	RUPEES
H	1,74,250
K	1,43,975
L	72,838
M	70,663
N	50,067
Grand Total:	5,11,793

PREPARED BY: *unala* 1/5

Madhavan 11/5/57
HEAD DRAFTSMAN, SUBS.

B.S. Jandale 10/5
ASST. ENGINEER (SURVEY), SUBURBS.

St. D. Sawalbhute
ASST. ENGINEER 1st. GRADE, SUBURBS.

K. C. Sarna 14.5.57
CITY ENGINEER, B'YAY. M.P.L. CORPORATION.

APPENDIX A-6

Statement showing the works carried out under the Village amenities funds during the year 1956-57.

Serial No.	Name of the work.	Length in Yds.	Area in Sq. Yds.	Estimated Cost:
	(2)	(3)	(4)	(5)
				Rs.
1	Improving the road at Pali Village	450	1,800	9,408.00
2	Do. 1st Gaothan at Santa Cruz	270	1,100	6,636.00
3	Do. 2nd Gaothan at Santa Cruz	300	1,200	11,138.00
4	Do. lane at Vakola Village	170	500	...
5	Do. Kalina Village	300	1,200	8,448.00
6	Do. do.	400	800	4,295.00
7	Do. Concreting Lane at Kalina Village	150	300	8,500.00
8	Improving surface at Kolivery Village	150	600	9,662.00
9	Improving Lanes in Pali Village	700	2,000	20,735.00
10	Constructing passage from Golibar to Kherwadi through Collector's Land B. L.	450	1,800	20,710.00
11	Constructing through Railway and Military Land	450	1,800	41,610.00
12	Improving lanes etc., in Bazar Road area, Bandra	1,000	9,000	13,033.00
13	Asphalting Yari Road in Versova Village	658	3,075	18,450.00
14	Improvement of passage in Keyvi Gavthan, Andheri by Concreting and Asphalting.	150	500	4,950.00
15	Cement concreting the passages in East Gavthan, Vile-Parle	100	133	7,060.00
16	Improving of passages in Gundavali Village, Andheri	252	840	14,385.00
17	Improving of passages in Gundavli Gavthan, Andheri by asphalting and concreting.	305	610	12,945.00
18	Providing 6" and 9" H.P. drain in Junu Kolivada	439	...	6,904.00
19	Improving lanes in Hall Ward, Kurla	60.67	897.06	23,100.00
20	Providing open channel drains on the sides of C.C. Passage etc., at Hall Village, Kurla.	265.33	32,72.44	22,712.00
21	Improving the lane from H. No. 219, Station Ward to H. No. 224, Ganesh Baug, Lane, Kurla.	103.33	239.44	4,099.00
22	Concreting lanes near H. Nos. 11, 13 and 14, Takia Ward, Kurla.	158.67	328.44	2,500.00
23	Concreting lane from H. No. 9 to H. No. 16, Afoowalla Lane at Takia Ward, Kurla.	78.67	156.06	2,040.00
24	Concreting the lane from Match Factory Lane to Sitaram Bhairu Lane, Kurla.	320.00	1,066.66	19,810.00
25	Concreting lanes near H. Nos. 115, 116, 112 and 111, Takia Ward, Kurla.	101.67	59.33	3,387.00
26	Concreting lane and covering the open drain with R.C.C. slab from Old Agra Road to H. Nos. 123, 124, Takia Ward, Kurla.	71.67	143.33	4,866.00
27	Concreting the lane behind Jamatkhana to Main Road, near H. No. 73, Kasaiwada, Kurla.	133.33	266.66	3,830.00
28	Concreting lane from H. No. 143, Swadeshi Mill Road to H. No. 98, Sion Trombay Road, Chunabhatti, Kurla.	250.00	500.00	7,247.00
29	Improving of a passage from New Agra Road to Ganesh Baug Lane, behind Petrol Pump, Station Ward.	78.67	365.55	3,044.00
30	Concreting lane near H. No. 117-118 and 127, Takia Ward, Kurla.	73.33	537.76	2,940.00
31	Concreting lane near H. Nos. 122, 127 and 125, Takia Ward, Kurla.	11.00	80.67	3,740.00
32	Improving the approach Road to Govandi Village by Semi-grouting including provision of Hume Pipe Cross Drains.	323.33	1,077.77	7,312.00
33	Providing an access to the 10 seated aqua type privies at Gavandi Village.	163.33	555.55	10,535.00
34	Paving internal passages in Kirol Village, Chatkopar	265	711	7,157.00
35	Concreting passages in Kanjur Village	165	445	11,800.00
36	Concreting passages in Vikhroli Gaothan...	651	1,737	30,960.00
37	Construction of Lake Road at Bhandup	733	3,666	35,426.00
38	Providing R.C.C. Dhapas at the junction of Khot Road and Bhattipada Road, Bhandup.	5	40	2,610.00

APPENDIX A-7

Statement showing the details re: number of court proceedings against the house owners in the Suburban area of Greater Bombay, under different sections of the Bombay Municipal Corporation Act, during the year 1956-57.

Section of Act.	No. of prosecutions launched.	No. of cases withdrawn or complied with.	No. of cases in which parties were acquitted.	No. of cases postponed.	No. of cases in which parties were convicted.	Amount of Fine.
(1)	(2)	(3)	(4)	(5)	(6)	(7)
231	26	1	1	19	5	Rs. 60.00
232	66	3	6	11	46	911.37
239
248(1)(c)	45	...	1	43	1	10.00
257(1)(a)	8	1	1	2	4	...
258	1	1	10.00
304
329	2	1	1	25.00
337
342	1	1	15.00
347A(a)	3	2	1	10.00
349	1	1	25.00
353	36	...	1	12	23	695.00
353A	158	4	13	33	108	2,124.00
354	140	9	36	37	58	945.25
356
377A(1)	89	5	21	16	47	290.87
377A	5	...	2	2	1	15.00
383	1
472	1
507(3)	14	14
Total	597	23	84	192	298	5,136.49

APPENDIX A-8.

TOWN PLANNING SCHEME.

Statement showing the total number of proposals received and approved.

Scheme No.	No. of proposals received.	No. of proposals approved.
Ghatkopar No. III	21	8
Santacruz No. V	39	4
Santacruz No. VI	5	4
Bandra No. X	1	...
Vile-Parle No. V	45	30
Bandra No. III	95	73
Do. IV	19	16
Do. V
Do. II	4	2
Ghatkopar No. I	8	...
Santacruz No. III	15	15
Do. IV	17	17
Vile-Parle No. I	7	2
Do. IV and IV-A	2	...
Do. VI	4	...

APPENDIX A-9A
(SANSKRIT) TRIVHARAT KANIMMUM
Layouts

Statement showing the layouts sanctioned by the Standing Committee under Section 303(1).

Serial No.	Description	S.C.R. No.	Date.
1	Layout land at S. No. 97 H. 5 part, S. No. 109 (9) part, N.A. 72 (part), 97 (4) part, 69(2) part, Vithalbhai Patel Road, Andheri, for the Kalyangram C. H. Society Ltd., and Vishwakarma Co-operative Housing Society Ltd.	1336	16-10-1956
2	Layout for Mysore Co-operative Housing Society, Ltd., at S. No. 23, H. Nos. 1, 2, 3, 4, and S. No. 24, H. Nos. 1, 2, 3, and 4	2125	19-12-1956
3	Layout for S. No. 81 (H. No. 1, 3-A, 4-A, 5) and S. No. 62, 4-A at Mahul Road, Chembur.	2178	24-12-1956
4	Layout property at S. No. 91, H. No. 1, S. No. 72, H. Nos. 3 and 6, Gundavli, Andheri	2461	23-11-1957
5	Sub-division of S. No. 138, H. No. 8 and S. No. 137, H. No. 4 part of Kalina Village, Santacruz (East)	2993	15-3-1957

APPENDIX A-10

Statement showing the sub-division and amalgamation of plots sanctioned during 1956-57.

Serial No.	Description	Sanction No. and Date.
1	Final Plot No. 30, T.P.S. II, Santacruz, Re-adjustment of Sub-plot Nos. B and C.	TP/LO/221 of 5-4-1956.
2	Sub-division of Plot Nos. 1, 1A, 1B, 1C and 2, Private Scheme at Ghod-bunder Road, Vile-Parle.	TP/LO/231 of 15-5-1956.
3	Proposed Sub-division of Plot on S. No. 24, H. No. 12 (part), Marvali Village, into two parts, viz., Plot No. A and Plot B.	LO/222 of 23-5-1956.
4	Proposed Sub-division of land bearing S. Nos. 370 (part), 411 (part) and 412 (part) of Santacruz, for the proposed layout of Houses for Santacruz Agripada Sahayyakari Mandali, Ltd.	TP/LO/105 of 16-7-1956.
5	Proposed Sub-division of land bearing S. No. 75-A/1, H. No. 3 for Messrs. M. C. Killawalla and Others.	TP/LO/242 of 13-8-1956.
6	Proposed Sub-division of Plot bearing S. No. 367, 424 H. Nos. 1, 9 part and 14 at Vakola, Santacruz, for Smt. Maniben J. Trivedi.	TP/LO/246 of 10-10-1956.
7	Amalgamation of the Plot Nos. 163, 164, 170 and 172, T.P.S. III, Bandra.	TP/LO/247 of 20-10-1956.
8	Amalgamation of Plot Nos. 21 and 24 of T.P.S. II, Santacruz (Juhu Section) Juhu Tara Road.	TP/LO/261 of 26-10-1956.
9	Proposed Sub-division of property on S. No. 96-A, H. Nos. Haryali	TP/LO/257 of 8-12-1956
10	Plot No. 99, Kantwadi Scheme, Bandra, Sub-division of	TP/LO/268 of 22-12-1956.
11	Sub-division of Plot No. 408A into two parts of S. S. III, Chembur Sion Trombay Road.	TP/LO/260 of 8-1-1957.
12	Proposed Sub-division of S. No. 16, H.No. 4 at Juhu, for Shri A. L. Fernandes.	TP/LO/219 of 31-1-1957.
13	Layout of Plots for the Hatkeshi Co-operative Society, Ltd., No. 3, Juhu Vile-Parle Scheme (South of Irla Nala).	TP/LO/271 of 25-1-1957.
14	Proposed Sub-division of Plot No. 196, Chembur in S.S. III, Sector A	TP/LO/287 of 4-3-1957.
15	Sub-division of Plot No. 215-16, in S. S. No. III, Chembur, into two parts.	TP/LO/292 of 4-3-1957.
16	Proposed Sub-division of N.A. No. 155 part South of Andheri Versova Road into four Sub-divisions.	TP/LO/282 of 4-3-1957.
17	Sub-division of N.A. 240 of Danda situated at Pali Road, Bandra, for Shri Abdul Kader, Abdul Latiff Motiwalla and Others.	TP/LO/249 of 27-3-1957.

APPENDIX A-11
MUNICIPAL TRANSPORT (SUBURBS)

Type of Vehicles.	Section.	Total strength on 31-3-56.	Scrapped and awaiting disposal.	New addition during the year.	Total in service on 31-3-57.	Remarks.
1. Refuse lorries	Conservancy.	21	21	
2. Refuse trailers	Do.	1	1	
3. Cesspool lorries (Manual Loading).	Do.	27	1	...	26	
4. Scammell Mechanical Horse.	Do.	15	15	} Combination.
5. Scammell Cesspool Trailers	Do.	15	15	
6. Leyland Empiers	Do.	11	11	} Proposed to be scrapped being uneconomical.
7. Motor Carts	Do.	10	10	
8. Pick-ups and Jeeps for towing N. S. Trailers.	Do.	15	15	
9. Night soil trailers	Do.	68	68	
10. Dog Van	Do.	1	1	
11. Meat Van	A.S.M.(S)	2	2	
12. Encroachment lorry	A.S.L.(S)	1	1	
13. Station Wagon	A.A.(S)	1	1	
14. Ambulance	Health Subs.	1	1	
15. Mobile Dispensary Van	Do.	1	1	
16. School buses	D.E.H.O.	2	2	
17. Pick-ups	A.I.O.	2	2	
18. Studebaker trucks	Do.	2	2	
19. Tiffa Trailers	Do.	1	1	
20. Jeep for Tiffa	Do.	1	1	
21. Transport lorries	A.E.(S)	4	4	
22. Street watering Lorry	Do.	1	1	
Total		200	1	3	202	

APPENDIX A-12

Statement showing the works completed and those in progress during the year 1956-57 under the Second Five Year Plan Programme.

Serial No.	Name of the work.	Approximate expenditure incurred on the work.
Works completed		
1	Construction of a slab drain culvert along Nehru Road, Santacruz near Vakola Bridge. Estimated Cost Rs. 68,245.	Rs. 46,639
Works in progress		
1	Construction of paved covered drain from Ghodbunder Road to newly constructed Nalla at Vile-Parle (West). Estimated cost Rs. 4,58,882	Rs. 22,438
2	Providing S.W. Drains along Parleshwar Road from Mahatma Gandhi Road to Tejpal Road and covering existing S. W. Drain from Hanuman Road to Mahatma Gandhi Road with R.C.C. Dhapas at Vile-Parle. Estimated cost Rs. 46,663.	Rs. 6,032
3	Construction of S. W. Drains in Tilak Road, G. B. Road, Santacruz, Juhu Road and Mapara Prekh Road, Santacruz. Estimated cost of Rs. 3,70,650.	Rs. 96,517
4	Construction of S. W. Drain along western side of Bombay Agra Road, Kurla. Estimated cost Rs. 1,22,710	Rs. 42,776
Hospitals and Dispensaries.		
1	Providing a T.B. Clinic at Khar. Estimated cost Rs. 78,750.	Rs. 24,723
Roads and Road Improvement.		
1	Widening of Ghodbunder Road including provision of footpaths. Estimated cost Rs. 5,69,190.	Rs. 1,90,888
2	Improving surfaces of certain roads in Suburbs. Estimated cost of Rs. 2,58,235	Rs. 95,440
3	Do. do. in the colonies of Housing Board at Kalinar, Santacruz and Chembur. Estimated cost Rs. 1,14,720.	Rs. 41,797
School Buildings.		
1	Construction of a school building at S. No. 323 of Danda Village, Bandra. Estimated cost Rs. 1,95,933.	Rs. 19,786
Town Planning Scheme.		
	Town Planning Schemes in Suburbs (Total estimated cost for the year 1956-57, Rs. 2,00,000)	Rs. 3,79,389

APPENDIX B-1.

Conservancy.

Area of roads, footpaths and open spaces cleaned and frequency of sweepings.

Ward.	Twice daily.	Once daily.	Twice a week.	Once a week.	Occasionally.	Total.
	Sq. Yds.	Sq. Yds.	Sq. Yds.	Sq. Yds.	Sq. Yds.	Sq. Yds.
H	2,47,870	4,55,743	1,80,140	3,31,685	...	12,15,438
K	1,41,341	11,15,846	17,600	16,967	3,40,146	16,31,900
L	4,864	47,764	1,52,978	20,247	61,227	2,82,070
M	1,37,793	3,366	...	44,608	9,560	1,95,327
N	78,441	38,308	3,04,980	4,21,729
					Grand Total	37,46,464

APPENDIX B-2

The number of authorised 'Municipal' refuse bins and unauthorised (open spaces) dumping places in different wards.

Ward.	Number of Municipal refuse bins.	Number of unauthorised dumping places existing.	The periodicity of attendance		
			Once daily.	Alternate days.	Bi-weekly.
H	230	15	180	50	...
K	240	30	240	30	...
L	83	8	63	20	...
M	106	20	38	15	53
N	78	5	45	30	8

APPENDIX B-3

Statement showing the disposal of refuse by different methods.

Wards.	Reclamation of Municipal lands.	Reclamation private lands.	Incineration	Trenching.
	Tons.	Tons.	Tons.	Tons.
H	13,818	735
K	13,161
L	8,307	1,548
M	6,471	9	130	...
N	7,450	720	...	350
Total	49,027	3,012	130	350

APPENDIX B-4

Particulars of basket privies in different Wards.

Ward.	No. of basket privies as on 1-4-1956.	No. of basket privies added during the year.	No. of basket privies demolished or converted during the year.	Total No. of privies on 1-3-1957.
H	2,365	...	365	2,000
K	4,366	...	198	4,168
L	2,739	...	50	2,693
M	929	4	353	576
N	2,213	...	509	1,704
Total	12,612	4	1,475	11,141

APPENDIX B-5

Public sanitary convenience in different wards as existing on 31st December 1956.

Ward	Water closets		No. of aqua-privies		No. of basket-privies		Urinals		Commodes
	Blocks	Seats	Blocks	Seats	Blocks	Seats	Blocks	Seats	
H	3	16	1	9	3	14	2	7	49
K	1	4	5	42
L	2	14	14	70	2	6	2
M	2	14
N	3	9	...
Total	4	20	10	79	17	84	7	22	51

APPENDIX B-6

Details of Cesspools, their capacities etc.

Ward	No. of Cesspools as on 1-4-56	Number added during the year	No. demolished or discontinued during the year	Total	Capacity in gallons	Quantity of cesspool contents removed during the year
H	953	...	168	785	2,55,983	53,56,800
K	1,957	...	164	1,793	6,78,500	79,56,050
L	924	...	22	902	3,77,406	1,21,13,660
M	262	...	18	203	61,072	14,26,000
N	718	...	123	485	1,58,143	49,80,000
Total	4,814	...	646	4,168	15,32,104	31,83,2510

APPENDIX B-7

Anti-rat work during 1956-57.

Wards.	No. of rats caught alive.	No. of dead rats collected.	No. of complaints received and attended to.
H	10,604	5	185
K	5,020	15	245
L	13,970	...	225
M	5,915	...	150
N	5,780	...	333
Total	41,289	20	1,138

APPENDIX B-8

Details regarding carcasses removed by Municipal Agency.

Ward.	Animals removed by Municipal Agency	
	Big.	Small.
H	2	12
K	...	2
L
M	...	1
N	2	2
Total	4	14

WATER WORKS (SUBURBS)

(1) The Water Works Department in the Suburbs comprises of (a) Distribution and Maintenance Branch, Western Suburbs, (b) Distribution and Maintenance Branch, Eastern Suburbs and (c) Construction Branch for Eastern and Western Suburbs. The first two mentioned branches deal with Distribution and Maintenance of Water Supply in the Suburban Wards, viz., "H" Ward comprising of Bandra, Khar, Danda, Santacruz and Kalina, "K" Ward comprising of Juhu, Vile Parle, Andheri, Marol, Versova, Jogeshwari and Majas, "L" Ward comprising of Kurla, "M" Ward comprising of Chembur and Trombay and "N" Ward comprising of Chatkopar, Vikhroli and Bhandup. The Construction Branch deals with the laying of water mains and other construction works including the works carried out by contract.

With effect from 1st February 1957, the limits of Greater Bombay have been extended to include the following areas:—

- (a) Western Suburbs.—Coregaon, Malad, Madh Island, Kandivah, Borivli and Dahisar.
- (b) Eastern Suburbs.—Mulund.

With the extended limits the total area of Greater Bombay is now 184 square miles, i.e., an increase of 90 square miles.

DISTRIBUTION OF WATER SUPPLY IN THE SUBURBS.

(2) The Suburbs are supplied water by gravity from the four lakes—Tansa, Vehar, Tulsi and Vaitarna—through several tapping points from the trunk mains. The position of the tapping points and the alignment of the trunk mains are shown in the drawing under Appendix "I". Water is supplied throughout the 24 hours except to certain elevated areas like Bandra Hill and Pali Hill, which receive water for about 12 hours from 8-00 P.M. to 8-00 A.M.

For distribution purposes, the Suburbs are divided into two zones, viz., the Western and Eastern Suburbs. The Western Suburbs are served by 24" Tulsi Main, which is augmented from the 57" West and East Tansa Mains at Marol and Bandra; the total average daily supply being 10.427 million gallons. The Eastern Suburbs are supplied water through ten tapplings on the 48" > 32" > 24" Vehar Main; the total average daily supply being 11.976 million gallons.

(3) 8,156 million gallons of water were supplied to the Suburban Areas during the year as per details Quantity of water given below:

(a) Domestic and Government properties	2,983 million gallons.
(b) Industries	1,386 do.
(c) Aarey Colony	651 do.
(d) Construction works	403 do.
(e) Squatters' Colonies at Jogeshwari and Mankhurd	29 do.
(f) Free Stand Pipes	329 do.
(g) Stand Pipes on payment	378 do.
(h) Benevolent Institutions	78 do.
(i) Slaughter Houses and Markets	41 do.
(j) Municipal Properties including gardens, etc.	366 do.
(k) Wastage and unaccountable losses	1,512 do.
	8,156 million gallons.

(4) The particulars of the connections made during the year are given under Appendix II. The total number of new connections granted was 833, as against 570 granted last year.

In order to prevent the misuse of facilities granted for provision of stand pipes at compounded rates, rules were framed restricting such stand pipes being given only in case of under-developed areas included in List II of Schedule FF of the Bombay Municipal Corporation Act. In all other cases metered stand pipes were given for groups of families of not less than 50 families.

The total number of stand pipes in the old Suburban limit was 384 of which 142 were for gratuitous use of public, and the remaining were on payment.

(5) The number of short-supply complaints received and attended to during the year was 1,110. In many cases the complaints were due to inadequate sizes of connections, absence of connections and manipulations of supply by the landlords. As a Public Notice was given under the provisions of Section 141(b) of the Bombay Municipal Corporation Act, that sufficient water was available from the Municipal Water Works for furnishing a reasonable supply to all the premises within 500 ft. of the Municipal Water Works throughout the Suburbs, the landlords were in suitable cases issued Notices under Section 271(2) to obtain adequate supply to their premises from the Municipal Water Works, provided the tenants agreed to bear the water charges. Alternatively the tenants were allowed to obtain a private supply of their own under Section 276 of the Bombay Municipal Corporation Act, subject to their signing a Memo of Conditions prescribed by the Municipal Commissioner.

(6) 4,708 disconnection orders were issued with the approval of the Standing Committee, of which only in 603 cases the connections were cut off for non-payment of water dues and for other reasons. Out of these, 434 connections were restored after the Municipal water dues were paid. The remaining 4,105 disconnection orders were not executed as the dues were paid by the parties concerned before the orders were executed. In addition to this, 35 disconnections were made because of defective fittings under Section 278(2) and 279(1) of the Bombay Municipal Corporation Act.

(7) 626 Notices were issued for defective fittings under Section 278(2) of the Bombay Municipal Corporation Act and in 53 cases, the owners failed to carry out works within the notice period and prosecutions were launched, resulting in 24 convictions, and 17 cases were warned and discharged. There were 4 acquittals, 3 cases were withdrawn and 5 cases were pending disposal by the end of the year. The amount of fines recovered was Rs. 154.

MAINTENANCE WORKS.

(8) The Pumping sets at Malla, Bandra Hill, Andheri Naka, Jogeshwari and Ghatla were maintained at a total cost of about Rs. 29,452. The hours of pumping at each of the above stations are shown in Appendix No. III.

(9) 118.97 Miles of water mains of sizes varying from 3" to 36" were maintained during the year. There were 18 bursts as per details given under Appendix IV. In addition, a few heavy leaks were observed on the mains, which were repaired promptly. 1,742 works pertaining to chokes in service pipes and repairs to communication pipes, fire-hydrants road boxes, etc., were attended to. The above works were carried out at a total cost of Rs. 1,34,944.

(10) 142 Public Stand Pipes and 76 wells were maintained during the year at a cost of Rs. 2,763 and Rs. 496, respectively. About 329 million gallons of water was supplied gratuitously to the public through these stand pipes.

(11) The work of testing galvanised iron pipes of 1/2" and 3/4" sizes and galvanised iron fittings such as couplings, bends, tees, elbows, etc., brass and gunmetal fittings such as stop-taps, bib-taps, etc., and water closet cisterns were carried out during the year at the Water Works Offices at Bandra and Ghatkopar. The total number of such pipes and fittings tested was 15,087 and 56,101, respectively. The revenue derived from the testing of pipes, fittings, etc., sent by private parties amounted to Rs. 10,514.

METERS.

(12) There is a Meter Workshop in the Suburbs at Ghatkopar where meters are tested, cleaned, overhauled and repaired. 1,301 Municipal and private meters of different sizes were tested during the year at Ghatkopar and Bandra Testing Shops, of which 260 meters (Municipal and private) were tested at the request of the owners and the remaining were received for periodical test. The revenue derived from the testing of water meters amounted to Rs. 4,127. In all 2,869 Municipal meters were repaired and 3 private meters were overhauled during the year.

(13) From the provision of Rs. 2,50,000 made in the Budget Estimates for 1956-57 under "Plant and Machinery" from Special Funds, 2,080 meters of sizes varying from 1/2" to 8" were ordered out. 8,326 Municipal meters were maintained during the year. In addition, to this, there were 3,853 private meters on the connections, which were maintained by the private parties. About 226 connections were without meters on account of non-availability of sufficient number of meters.

(14) The total revenue derived during the year from meter hire was about Rs. 1,36,069 and that from the sale of water for all purposes by meter measurement was about Rs. 35,91,074 and from Sale of Water. In addition to this, an amount of Rs. 1,92,848 was recovered as compounded charges.

CONSTRUCTION BRANCH.

(15) For improving the water supply to the Suburbs, about 9.84 miles of water mains of different sizes ranging from 3" to 30" were laid during the year as per particulars given in Appendix V. Other works executed by this Branch during the year were as follows:—

- (a) An R.C.C. spiral staircase at Juhu Reservoir, Juhu.
- (b) A W.C. block at Andheri Reservoir.
- (c) A brick masonry compound wall 6'-0" high 50'-0" long along the southern and western boundaries of the plot of the Municipal Offices at Bandra.
- (d) Construction of Malla Pump House.
- (e) Construction of 8 Unit Staff Quarters with Sanitary Blocks at Vakola.

(16) The following works were carried out on behalf of other departments of the Corporation:—

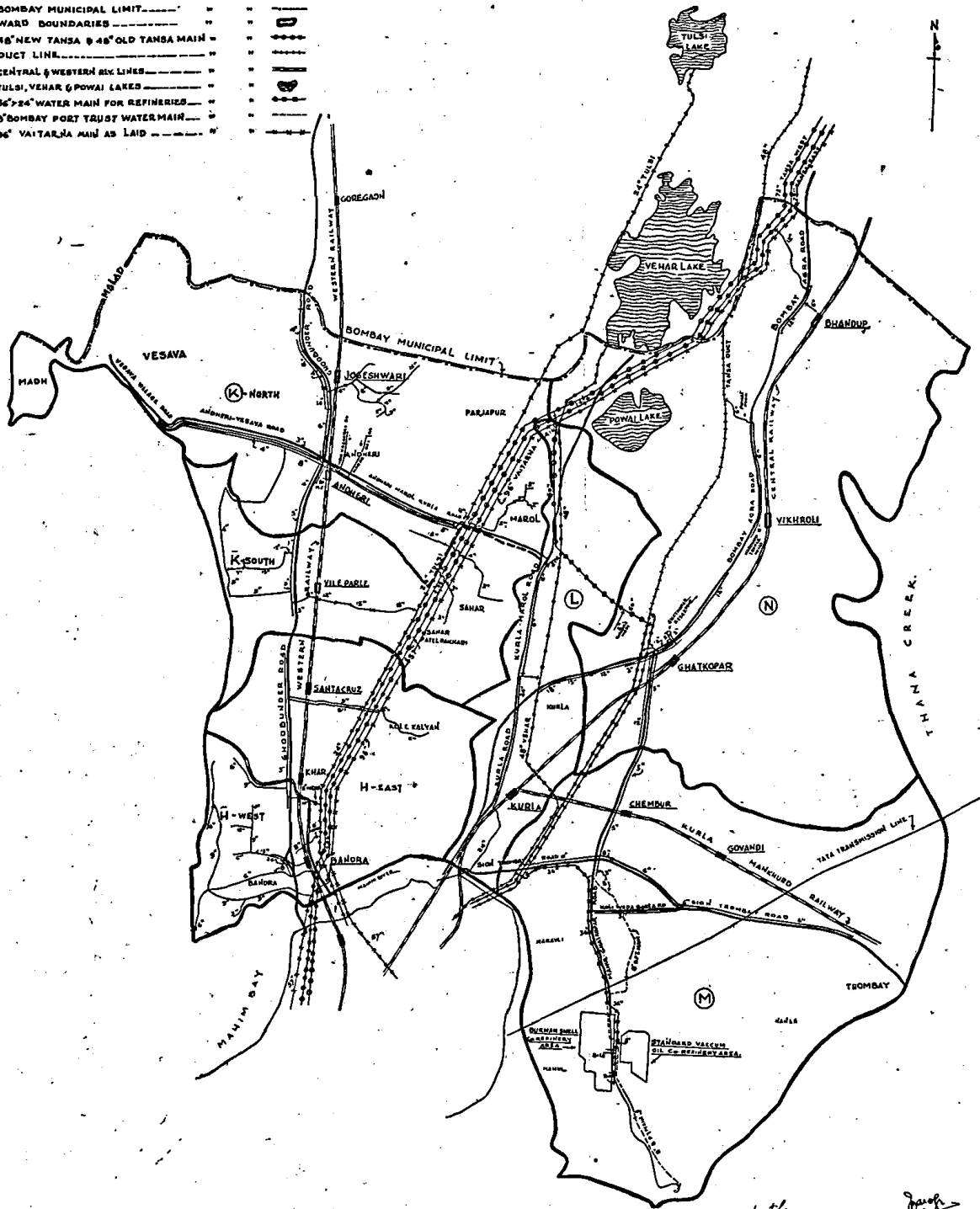
- (a) Lowering the existing 9" water main along Nehru Road, Santacruz, for a length of 50 R.ft. for the widening of the existing culvert near Vakola on behalf of City Engineer.
- (b) Raising the existing 6" water main along Nehru Road, Santacruz, for a length of 50 R.ft. for the widening of the existing culvert near Vakola on behalf of City Engineer.
- (c) Removing by cutting a portion of about 6' length of the existing 6" water main along Nehru Road and relaying the same, to facilitate raising of the electric power cable near Vakola on behalf of City Engineer.
- (d) Raising the existing 8" and 3" water mains along Ghodbunder Road at its junction with Dasharathlal Joshi Road for a length of 50', to facilitate construction of two new drain culverts on behalf of City Engineer.
- (e) Enlarging the existing two 3/4" water connections to one 2" size in the Tata Compound, Andheri, on behalf of City Engineer.
- (f) Remodelling the existing dilapidated northern gate of the Lallubhai Park, Andheri, on behalf of Superintendent of Gardens.
- (g) Laying 1 1/2" G. I. main for a length of 418 R.ft. at Bail Bazar, Kurla, on behalf of Superintendent of Gardens.

ALIGNMENT OF WATER MAINS IN SUBURBS

NOTE-

- 2 1/2" x 37" AND 40" TANSIA MAINS SHOWN THUS:
- 24" TULSI MAIN
- 48" VEHAR MAIN
- BOMBAY MUNICIPAL LIMIT
- WARD BOUNDARIES
- 48" NEW TANSIA & 48" OLD TANSIA MAIN
- DUCT LINE
- CENTRAL & WESTERN RAIL LINES
- TULSI, VEHAR & POWAI LAKES
- 36" x 24" WATER MAIN FOR REFINERIES
- 8" BOMBAY PORT TRUST WATER MAIN
- 36" VAITARNA MAIN AS LAID

SCALE



TRACED BY: H. K. L. S.
CHECKED BY: H. K. S.

Handwritten signature
1933
ASST. ENGINEER
SURVEY

Handwritten signature
HYDRAULIC ENGINEER
BOMBAY MUNICIPAL CORPORATION

(17) The following works were carried out on behalf of private parties :—

Private Works.

- (a) Making a 6" connection for the Pustikar Co-operative Housing Society, Jogeshwari.
- (b) Making 18" connection for Messrs. Indian Rare Earths Ltd. on 24" Refinery main.
- (c) Making 12" connection for Tata Thermal Power Station on 24" Oil Refinery main.
- (d) Making 3" connection for Railway Staff Quarters at Chembur on 36" Oil Refinery main.
- (e) Making 9" connection for Government Refugee Camp, Chembur, on 36" Refinery main.
- (f) Making 4" connection for Government Refugee Camp, Chembur, on 36" Refinery main.
- (g) Making 4" connection for Postal Co-operative Society, Chembur on 5" Ghatkopar-Mahul Main.

(18) The following works are included in the first stage of Master Plan in the Suburbs :—

**Works for implementing
Master Plan for Water
Supply.**

Particulars of work.	Estimated Cost, Rs.
(i) Two 24" mains in Linking Road and Pali Danda Road and Hill Road which will later on serve as out-lets from Pali Hill Reservoir ...	14,33,980
(ii) 24" connection off 24" Tulsī main at Bandra (near Slaughter House) for a length of 1,800 Rft. ...	1,76,770
(iii) 18" C.I. main in Sion-Trombay Road length of 5 Miles ...	12,99,260
(iv) Laying 24" > 18" < 24" C.I. main in Central Salsette Tract between Sahar and Andheri ...	7,27,807
(v) 30" steel main off 24" main at Khar to Pali Hill for a length of 9,000 R ft. ...	8,93,640
Total ...	45,31,457

Of the above works, those under items 2 and 5 were proposed to be carried out from "Advances" as there was no Budget provision for these works. The work of 24" main at Bandra Slaughter House was taken in hand but the progress of the work was considerably retarded due to non-availability of 24" C.I. Pipes. As regards 30" steel main at Khar, an order was placed for fabricating the pipes, but as the firm was engaged on fabrication of 96" and 72" pipes for the Vaitarna-cum-Tansa Scheme work, the pipes were not supplied by the end of the year.

J. D. DAROGA,
M.Sc. (Eng.) (Lond.), B.E., A.M.Inst.C.E.,
M.I.E., A.M.I.Mech.E., M.I.P.H.E., D.I.C. (Lond.),
Hydraulic Engineer.

APPENDIX II.

(Vide PARA. No. 4).

New connections given in the Suburbs during the year 1956-57.

WARD.	SIZES OF CONNECTIONS.											
	½"	¾"	1"	1¼"	1½"	2"	3"	4"	8"	9"	12"	18"
H	170	57	28	2	3	3	1
K	162	47	22	1	6	1	1
L	67	10	2	...	1	1
M	72	7	2	...	1	1	1	1	1	2	1	1
N	75	51	25	...	3	2	...	2
Total	546	172	79	3	14	7	3	4	1	2	1	1
Grand Total	833											

APPENDIX III.

(Vide PARA. No. 8).

Hours of Pumping.

Locality.	Time.	Hours.
(1) Malla Pumping Station	10-00 P.M. to 7-30 A.M.	9½
(2) Bandra Hill Pumping Station	7-00 P.M. to 7-00 A.M.	12
(3) Andheri Naka Pumping Station	7-00 P.M. to 8-00 A.M.	19
(4) Jogeshwari Naka Pumping Station	10-00 A.M. to 4-00 P.M.	1
(5) Ghatla Pumping Station	5-30 A.M. to 6-30 A.M.	9
	3-00 P.M. to 5-00 P.M.	
	10-00 P.M. to 5-00 A.M.	

APPENDIX IV
(Vide Para No. 9)
Burst on Water Mains

Serial No.	Locality.	Size of main.
1	St. Francis Avenue, Santacruz	3"
2	North Avenue, Santacruz	3"
3	Dadabhi Road, Santacruz	3"
4	9th Road junction of 10th Road, Khar	3"
5	North Avenue, Santacruz	3"
6	Green Street, Santacruz	3"
7	New Kantwadi, Bandra	8"
8	Main Avenue, Santacruz	3"
9	Military Road, Santacruz	15"
10	Kurla Road, Andheri	12"
11	Kurla Road, Andheri	12"
12	Old Post Office Lane, Andheri	6"
13	Ghodbunder Road, Andheri	6"
14	Jogeshwari Level Crossing	4"
15	Juhu Creek	4"
16	Juhu Creek	4"
17	Bazar Road, Kurla	3"
18	Bombay Agra Road, Kurla	3"

APPENDIX V

(Vide Para No. 15)

Particulars of Water Mains laid by Construction Branch during 1956-57

Serial No.	Name of work.	Size of main.	Length laid. R. ft.
1	Enlarging the existing 4" water main on Ghodbunder Road to 30" size between Andheri Naka and Madhavdas Amersey Road	30" 6"	2,136 144
2	Laying a 24" connection on 24" Tulsi main at Bandra (near Slaughter House) for a length of 1,800 R.ft.	24"	546
3	Laying 18" > 15" > 12" water main in Bandra Ghodbunder Road from its junction with Caves Road, Jogeshwari, to Greater Bombay Municipal Limits.	18"	1,490
4	Laying water mains in Juhu-Vile Parle-Development Scheme	... 15" 12" 9" 6"	3,982 1,179 1,327 312
5	Replacing 8" > 6" water main in Hill Road, Bandra, by 12" x 9" main from its junction with Ghodbunder Road to Chimbai Church	12"	796
6	Enlarging the existing 3" water main in Pali Road to 9" < 12" > 9" size	... 12" 9"	3,369 216
7	Laying 9" water main in Police Station Road and 4" in Ponds Gaathan, Vile Parle.	9" 4" 3"	1,300 1,138 56
8	Laying 9" water main along Vithalbai Patel Road (Linking Road) in Town Planning Scheme No. III, Bandra.	9"	1,893
9	Enlarging and laying water mains in Hindu Friends' Society, Andheri	... 9" 6" 4"	2,473 1,368 918
10	Laying 9" water main near Kherwadi, Bandra	... 9"	1,878
11	Laying 9" water main in Pandya Lane, Juhu	... 9"	542
12	Enlarging the existing 3" water main to 6" size in Amboli Village	... 6" 4"	1,668 210
13	Laying 6" and 4" water mains in Town Planning Scheme No. III, Bandra	... 4"	639
14	Providing a 4" water main in Datta Mandir Lane, Vakola	... 4"	630
15	Laying 4" water main in Cama Road, Andheri	... 4"	513
16	Laying a 9" water main along New Nagardas Road, Andheri	... 3"	120
17	Laying a 6" main in Town Planning Scheme No. II, Ghatkopar	... 6"	1,454
18	Providing 9" and 6" mains for Mahul Village	... 9"	2,537
19	Enlarging the existing 3" main in Nawroji Lane, Ghatkopar, to 6" size	... 6"	93
20	Laying a 4" main in Marol Village	... 4"	778
21	Laying a 3" main in Palle Grand Area in Marol Village	... 3"	620
22	Enlarging the existing 2" main in Marol Village to 4" size	... 4"	90
23	Laying a 12" main along Kurla-Andheri Road from Tansa main to Saki Naka and a 9" main along Marol Maroshi Road	... 12" 9"	2,627 998
24	Laying a 12" main along Bombay Agra Road, Bhandup, from Town Duty Office towards North upto Greater Bombay Municipal limits.	... 12"	3,117
25	Laying 9" main along Kanjur Village Road, Bhandup	... 9"	3,033
26	Laying 12" > 9" > 6" C.I. main along Bombay Agra Road, Kurla	... 9"	1,015
27	Providing hydrant main in Cama Cross Lane, Ghatkopar	... 3"	164
28	Laying a 4" main in Kirol Road, Ghatkopar	... 4"	830
29	Enlarging the existing 2" C.I. main in Derasar Lane, Ghatkopar from its junction with Mahatma Gandhi Road to Tilak Road to 4" size	... 4"	287
30	Laying 4" < 9" C.I. main at Chembur	... 4" 9"	2,172 422

LICENCE DEPARTMENT (Sub.)

Shri N. J. Alvares, M.A., LL.B. was in charge of the Department during the year under report from 1-4-1956 to 13-1-1957 and Shri N. S. Kharkar, B.A., was appointed to this post from 18-1-1957.

Licence Section.

1. The total number of licences granted under Sections 394 and 412A and permits under Sections 390 and 393 of the Bombay Municipal Corporation Act during the year 1956-57 was 6,108 and the fees realised therefrom amounted to about Rs. 2,38,625. 346 Licences were transferred during the year under report and the fees realised therefrom amounted to Rs. 1,079. These figures compared with those for the preceding two years as follows:—

Particulars.	No. of licences and permits.			Amount of fees realised.		
	1954-55.	1955-56.	1956-57.	1954-55.	1955-56.	1956-57.
1. Commodities and Trades. (Sec. 394).	5,141	5,642	5,727	Rs. 1,61,529	Rs. 1,88,605	Rs. 2,26,164
2. Blowing Steam Whistles	2	260
3. Milk Products, Ghee, Butter. (Sec. 412A).	220	228	224	1,386	1,546	1,638
4. Factories (Sec. 390)	23	42	155	5,961	4,301	10,563
5. Transfer of Licences under Secs. 394 and 412A.	399	380	346	1,374	1,202	1,079
Total ...	5,783	6,292	6,454	1,70,250	1,95,654	2,39,704

2. The amount outstanding as licence fee on 31-3-1957 was Rs. 20,059 in respect of 111 licences. Loss of revenue incidental to the disuse or demolition of old licensed places or the diversion of their user for the trades not requiring Municipal licences amounted to about Rs. 2,849.

Miscellaneous receipts amounted to about Rs. 491.

The procedure of renewing licences during the month of April was continued during the year.

A new form of licence making provision for endorsing the same for the next four years was introduced from 1-4-1956. This would dispense with the labour of issuing fresh licence forms for the next four years.

Advertisement Section.

The total number of permits for advertisements issued during the year under Sections 328 and 328A was 581 and the revenue derived therefrom came to about Rs. 30,347.

These figures compared with those of the preceding two years as follows:—

Particulars.	No. of permits.			Amount of fees collected including composition.		
	1954-55.	1955-56.	1956-57.	1954-55.	1955-56.	1956-57.
1. Wall posters hoardings and boards.	415	405	365	Rs. 23,323	Rs. 15,741	Rs. 17,985
2. Moveable Boards and handcars ..	20	22	14	1,131	893	534
3. Illuminated advertisements and sky-signs.	93	120	66	3,925	7,289	5,338
4. Non-illuminated sky-sign ..	143	169	128	9,655	9,801	6,280
5. Wall paintings ..	7	5	8	510	234	210
Total ..	678	721	581	38,544	33,958	30,347

Besides advertisement fees ground rent in respect of advertisements displayed on Municipal properties was collected by this department and the sum of about Rs. 9,664 received during the year under report was accepted in deposit pending adjustment as compared to deposits of about Rs. 2,246 received during the last year.

Hawkers.

4. Licences under Section 313 and 313A.

The total number of hawkers' and squatters' licences issued during the year was about 432 and the fees realised therefrom amounted to about Rs. 4,5,881. The removal charges recovered under Section 490 amounted

to about Rs. 10,629. These figures compared with those of the last preceding two years as under:—

Particulars.	No. of licences issued.			Amount of fees collected.		
	1954-55.	1955-56.	1956-57.	1954-55.	1955-56.	1956-57.
1. Squatters fees collected in Reserved Areas under Section 313.	2,712	2,526	2,325	Rs. 34,838	Rs. 40,334	Rs. 35,652
2. Fees received from itinerant hawkers licences under Sec. 313A.	1,740	1,500	1,725	8,700	8,156	10,229
3. Recovery of expenses (under Sec. 490 for removal of encroachments under Section 314).	..	2,303*	* 3,463	6,425	6,729	10,629
Total ...	4,452	6,329	7,513	49,963	55,219	56,510

* Items removed.

The system of issuing photo folders was introduced during the year under report so as to facilitate the identification of the squatters.

5. The number of prosecutions for offences against the provisions of Sections 394, 328 and 328A launched during the year under report and the results thereof, as compared with those of the preceding two years, are as under:—

Year.	Offence under Section.	No. of cases pending in Court on 1-4-1956.	Total No. of cases launched.	No. of cases withdrawn on compliance with law.	No. of cases resulted in conviction.	Amount of fines inflicted. Rs.	No. of cases resulted in acquittal.	No. of cases pending at the close of the year.
-------	------------------------	--	------------------------------	--	--------------------------------------	--------------------------------	-------------------------------------	--

Licence Section—

1954-55.	394	122	302	145	201	4,154	3	75 (including 7 on Dormant file).
1955-56	394	75 (including 7 on Dormant file).	252	148	111	3,386	2	66 (including 17 on Dormant file).
1956-57	394	56 (including 13 on Dormant file).	221	122	85	1,335	4	66 (including 4 on Dormant file).

Advertisement Section—

1954-55	328	6	9	12	1	15	2	...
	328A	11	253	160	6	1	2	96
1955-56	328	...	27	24	1	5	...	2
	328A	96	143	144	2	10	4	89 On Dormant file.
1956-57	328	2	22	21	3
	328A	1	544	340	1	25	4	200

Ghee and Butters—

1954-55	412A	...	3	3
1955-56	412A	3	...	3
1956-57	412A

6. The total revenue of the department is about Rs. 3,27,062.

Shops and Establishments Section.

7. As required under Section 7 of the Bombay Shops and Establishments Act of 1948, 1260 establishments were registered during the year and the total number of establishments registered at the close of the year was 12,261.

8. **Complaints.**—During the year 119 complaints were received and 2 complaints were pending disposal at the beginning of the year. Out of these 117 complaints were disposed off leaving 4 complaints pending at the end of the year.

9. *Mass Raids.*—116 Mass raids were arranged during the year, out of which 84 were 'day raids' and 32 were 'night raids.' The raids were arranged to check up the weekly closing days of shops, employment of young persons before and after the prescribed hours as well as to check the opening and closing hours of shops and routine check of registers and records.

10. *Visits and re-visits.*—The number of visits paid to the establishments was 18,066 as against 16,733 in the previous year.

11. *Prosecutions.*—21 cases were pending at the beginning of the year, and 650 new prosecutions were launched as against 574 filed in the previous year. Out of these, 592 cases resulted in conviction and in 3 cases the accused were admonished and discharged. In one case the accused was convicted and warned, 3 cases abated due to the death of the accused and one case was withdrawn. 9 Cases are on the Dormant file and one on 'Proceeding stayed' file. The number of cases pending at the close of the year was 61.

12. *Fines.*—The total amount of fines inflicted amounted to Rs. 16,620 as against Rs. 16,355 of the previous year.

13. The Government has sanctioned Rs. 16,355 by way of grant-in-aid as against a total expenditure of about Rs. 72,666.

14. *Registration fee.*—The registration fee realised during the year under report was about Rs. 2,424 as against about Rs. 2,572 in the previous year.

Theatre Tax.

15. The concession of 20 per cent. rebate on payment on or before 5th of every month was continued during the year under report. The collection of receipts from this tax amounted to about Rs. 92,986 as against Rs. 92,620 of the last year.

Payment of Wages Act, 1936.

16. The provisions of this Act were made applicable from 1-4-1955 to establishments governed by the Bombay Shops and Establishments Act, 1948, by notification No. 729/48 of 3rd March 1955. Staff consisting of one Junior Inspector and one Clerk appointed for the administration of this Act in the Suburbs was continued during the year under report. 82 Complaints under the Payment of Wages Act were received during the year. Of these 79 complaints were disposed of, mostly by effecting compromise between the employers and employees as a result of which the dues of the employees were settled. 3 complaints were pending at the end of the year.

N. S. KHARKAR,
Assistant Superintendent of Licences,
Shops and Establishments (Suburbs).

MARKET DEPARTMENT (Suburbs).

Shri V. G. Sukhatankar, B.A., was in charge of the office of the Assistant Superintendent of Markets (Suburbs) during the year under report.

The total receipts of the department amounted to Rs. 4,99,507-6-3 as against Rs. 4,74,487-15-6 in the previous year showing an increase of Rs. 25,019-6-9 over the previous year.

There were 16 Municipal and 2 Private Markets. The particulars of each market with regard to the number of stalls, revenue and expenditure, etc., as compared with those of the previous year are given in Appendix 'A'.

Licence fees of the two private markets, viz., Bharucha's Private Market at Vile-Parle and Asgarali Private Market at Kurla, have been recovered for 1956-57.

The number of Municipal Slaughter Houses functioning during the year was 5. The total number of animals slaughtered and Slaughter Fees recovered from each Slaughter House is shown in Appendix 'B'.

The total number of animals brought for slaughter at different Slaughter Houses in Suburbs and the number of animals rejected as unfit on ante-mortem and post mortem examinations as compared with those of the previous year are as follows :—

Year.	Animals brought for slaughter at different Slaughter Houses.			Animals rejected as unfit on ante-mortem examination.		
	Buffaloes	Cows and Bullocks	Sheep and Goats	Buffaloes	Cows and Bullocks	Sheep and Goats
1956-57	... 4,850	628	75,135	355	151	994
1955-56	... 4,869	598	69,436	28	13	1,226

The principal causes of ante-mortem rejection were cysticercus bovis, sheep-pox, foot and mouth diseases emaciation and pregnancy, and those of post-mortem condemnation were liver flukes, abscesses and bruises.

The approximate weight of dressed meat of buffaloes, cows and bullocks was 1,137.5 tons and that of sheep and goats was 304.5 tons.

The total meat destroyed at Kurla Slaughter House was 2.05 tons during the post-mortem examination.

The following improvements were made in the Municipal Markets during the year under report :—

- (1) The Vegetable section of the Santacruz Market was converted into Fish Section.
- (2) Hooks were provided for hanging carcasses at Kasaiwada Kurla.
- (3) The work of providing a direct connection from the Municipal main at the Sion-Trombay Road to the Water Storage Tank at Chembur Market was completed.
- (4) A platform for the use of fish squatters was provided at Town Market Bandra.
- (5) Four wooden gates were provided at the entrances to the Kalina Market.
- (6) A compound wall has been constructed along the south side of Andheri Market.
- (7) Collapsible gates have been provided for mutton and beef sections of Kalina Market.

All the Markets and Slaughter Houses were regularly inspected and strict supervision was exercised with regard to sanitation of the places and the wholesomeness of the articles of food offered for sale. Unwholesome articles of food such as meat, fish, fruit, vegetable, etc., in different markets and slaughter houses weighing 34,471½ lbs. were destroyed during the year. The total meat destroyed was 8,389½ lbs. as against 6,017 lbs. during the previous year.

In all 76 raids were carried out for detecting unauthorised slaughter of animals in the suburbs. In all 63 cases were filed and all resulted in conviction. The total amount of fines inflicted was Rs. 1,827. The total amount realised by the auction sale of confiscated animals was Rs. 468-5-9.

The amount realised during the year under report under different items of revenue has been shown in Appendix 'C'.

V. G. SUKHATANKAR,
Asstt. Superintendent of Markets (Suburbs).

APPENDIX 'A'

Statement showing the number of Stalls at each of the Municipal Markets and receipts and expenditure etc., during the year 1956-57.

Name of the Market.	Total No. of stalls.		Stallage charges.	Squatter, Licence fees etc.	Total Receipts.	Total expenditure	Net Receipts 1956-57.	Net Receipts 1955-56.	Increase or decrease in the net receipts over the previous year.
	1956-57.	1955-56.							
			Rs. a. p.	Rs. a. p.	Rs. a. p.	Rs. a. p.	Rs. a. p.	Rs. a. p.	Rs. a. p.
Town Market, Bandra	71	71	11,940 3 0	30,465 15 0	42,406 2 0	13,735 11 6	29,905 14 6	24,489 4 0	5,416 10 6
Pork Market, Bandra	3	3	576 0 0	659 8 0	1,235 8 0				
Pali Market	17	17	3,434 0 0	4,133 8 0	7,567 8 0	7,383 10 0	183 14 0	429 7 0	245 9 0
Khar Market	148	25 Old 166 New	64,542 7 0	13,962 14 0	78,505 5 0	21,498 15 0	57,006 6 0	36,207 5 0	20,799 1 0
Koli-Kalyan Market	4	4	936 0 0	2,527 10 0	3,463 10 0	5,895 6 9	1,535 11 3	241 6 0	1,294 5 3
Vakola Market	Squatter	Area.	...	3,967 8 0	3,967 8 0				
Santa-Cruz Market	12	12	1,814 15 0	15,720 11 0	17,535 10 0	9,526 5 9	8,009 4 3	7,757 0 0	252 4 3
Vile-Parle Market	79	78	24,839 5 0	4,756 9 0	29,595 14 0	10,509 2 0	19,086 12 0	17,057 7 3	2,029 4 9
*Andheri Market	201	197 Old 16 New	53,231 15 0	48,488 1 0	1,01,720 0 0	26,979 14 3	74,740 1 9	64,407 3 9	10,332 14 0
Bazar Ward Market	2	2	460 0 0	1,483 0 0	1,943 0 0				
*Takia Market	48	48	5,747 9 0	11,901 1 0	17,648 10 0	14,281 4 3	11,090 8 9	9,433 9 3	1,656 15 6
Bridge Market	54	54	2,419 15 0	3,360 4 0	5,780 3 0				
Ghatkopar Veg. Market	46	46	6,995 12 0	5,875 8 0	12,871 4 0	11,878 5 6	6,768 1 6	3,919 11 0	2,848 6 6
*Chiragnagar Mutton Market	10	10	2,725 0 0	3,050 3 0	5,775 3 0				
*Chembur Market	16	16	14,120 14 0	8,532 13 0	22,653 11 0	7,809 5 9	14,844 5 3	11,712 14 0	3,131 7 3
.. .. Spaces	56	56							
Marol Weekly Market	Squatter	Area.	...	9,277 4 0	9,277 4 0	157 8 0	9,119 12 0	7,549 0 0	1,570 12 0
Total	767	639 (182)	1,93,783 15 0	1,68,162 5 0	3,61,946 4 0	1,29,655 8 9	2,32,290 11 3	1,83,204 3 3	49,086 8 0

* Income derived from the Slaughter Houses attached to the respective Markets has been included.

V. G. SUKHTANKAR,

Asstt. Superintendent of Markets (Suburbs).

APPENDIX 'B'

Statement showing the number of animals slaughtered and the amount of Slaughter Fee levied thereon, during the year 1956-57.

Description of animals slaughtered and place of Slaughter.	April.	May.	June.	July.	August	Sept.	October	Nov.	Dec.	January	February	March.	Total No. of Animals.	Total amount of slaughter fees.
														Rs. a. p.
Buffaloes slaughtered at Kasaiwada, Kurla ...	401	405	403	412	408	405	420	386	416	400	380	414	4,850	72,750 0 0
Do. slaughtered for religious purposes, at Kasaiwada, Kurla
Cows and Bullocks slaughtered at Kassaiwada, Kurla ...	52	50	51	51	47	54	53	50	55	50	49	54	616	924 0 0
Cows and Bullocks slaughtered for religious purposes at Kasaiwada, Kurla	12	12	18 0 0
Sheep and Goats slaughtered at Goat Slaughter house, Takia Ward, Kurla ...	2,249	2,625	2,848	3,169	2,601	2,749	2,792	3,163	2,969	2,994 plus 15 goats @ As 10/-P.G.	2,504	3,426	34,104	8,532 6 0
Sheep and Goats slaughtered for religious purposes
Sheep and Goats slaughtered at Chembur Slaughter House	972	990	1,054	1,113	890	927	998	1,096	1,120	1,128	912	1,274	12,474	3,118 8 0
Sheep and Goats slaughtered at Ghatkopar Slaughter House	690	780	752	832	689	704	713	715	761	708	629	694	8,667	2,166 12 0
Sheep and Goats slaughtered at Andheri Slaughter House	1,509	1,637	1,688	1,771	1,639	1,579	1,571	1,596	1,629	1,599	1,451	1,741	19,410	4,852 8 0
Pigs slaughtered at Pork Market, Bandra	36	36	37	39	42	61	33	33	82	41	37	45	522	653 8 0
Pigs slaughtered at Vakola	6	8	6	5	5	5	4	3	8	6	4	6	66	82 8 0
Pigs slaughtered at Santa Cruz	5	9	8	8	16	9	8	8	71	88 12 0
Pigs slaughtered at Bandra	3	4	24	20	20 4 goats @ Rs. 1/-P.G.	74	5	11	68	17	24	13	287	367 12 0
Total ...	5,918	6,535	6,863	7,424	6,350	6,567	6,597	7,061	7,124	6,907	5,998	7,675	81,079	93,555 10 0
														Share of slaughter fees plus ... 26,009 12 0
														1,19,565 6 0

97

V. G. SUKHTANKAR,
Asstt. Superintendent of Markets (Subs.).

APPENDIX 'C'

Statement showing the receipts under different items during the year 1956-57.

Serial No.	Particulars.	Year 1956-57			Year 1955-56		
		Rs.	a.	p.	Rs.	a.	p.
1	Stallage charges	1,93,783	15	0	1,29,843	15	0
2	Squatter fees	1,34,184	0	0	1,43,490	13	0
3	Slaughter fees	1,19,565	6	0	91,696	4	0
4	Miscellaneous Receipts						
	(i) Removal of carcasses	12,580	7	0	13,087	12	0
	(ii) Blood (sale)	991	0	0	250	0	0
	(iii) Mis. Receipts	1,055	9	3	1,045	12	6
5	Rent of Buildings and Lands						
	(i) Ground Rent	Nil.			Nil.		
	(ii) Chawl Rent	228	0	0	688	0	0
6	Share of enhanced entrance fees,	20,510	1	0	81,789	0	0
7	Licence fees—						
	(i) Stall-holders	1,504	0	0	1,129	0	0
	(ii) Private Markets	Nil.			6,704	7	0
	(iii) Outside Meat Shops	13,646	0	0	3,406	0	0
	(iv) Kamatrees and others	488	0	0	413	0	0
	(v) Butchers in private Markets	720	0	0	690	0	0
	(vi) Nokarnama fees	251	0	0	254	0	0
	Total ...	4,99,507	6	3	4,74,487	15	6

V. G. SUKHTANKAR,
Asstt. Superintendent of Markets,
(Suburbs.).

EDUCATION DEPARTMENT (Subs.)

Smt. Kapila T. Khandvala, B.A., B.T. (Bom.), .M.A. (U.S.A.), the Education Officer of the Corporation and the respective Superintending and Supervisory Officers of the Education Department supervised the working of the Suburban Municipal Schools throughout the

1. Supervision.

There were 98 Schools and 34 Classes on 1st April 1956. Two new Schools and 11 new Classes were opened, 7 Classes were converted into Schools, one School was converted into a Class and 3 Schools were taken over under the Municipal management in the Suburbs during the year under report. Thus on the 31st March 1957, there were 109 Schools and 39 Classes in the Suburbs (*vide* Appendix No. 1). On the basis of providing upper primary standards for 35 children or more pupils in the City and 25 children or more in the Suburban Villages or in Areas with village conditions Std. V, VI, and VII were opened in seven Municipal Schools in the Suburbs from June 1956, thus providing facilities for Upper Primary Education in almost all localities.

The total number of Upper Primary and Lower Primary Schools and Classes during the year under report was 42 and 106 respectively as against 39 and 93 during the preceding year. The total number of pupils as on 31st March 1957 in the Suburban Schools stood at 43,700 as against the figure of 38,068 of the previous year, thus, showing an increase of 5,632. The highest No. on Rolls in Municipal Suburban Schools was, however, 46,394 at the end of August 1956. The Average No. of pupils throughout the year was 36,447. A table showing comparative figures of Municipal Suburban Schools and pupils therein at the end of March 1956 and March 1957, is given in the Appendix No. 1.

At the end of the year under report, there were 1,141 ordinary teachers and 27 special teachers imparting education to 43,700 pupils as against 983 ordinary teachers and 21 Special teachers and 38,068 pupils during the previous year. Out of the 1141 ordinary Teachers, 974 (*i.e.*, 85.3 per cent.) were Trained as against 839 (*i.e.* 85.3 per cent.) teachers during the preceding year. A statement showing the number of Trained, Untrained, Permanent and Temporary Teachers on the different Sides is given in the Appendix No. 2.

In the year 1953, the old practice of assessing the requirement of teachers entirely on the basis of the number of children on rolls and those attending was changed and a new formula known as 'Class Room Formula' was adopted. The class room formula provides teachers on basis of the Class Rooms in actual use (including rooms used twice in Double Session Schools), *viz.*, one teacher for every class. The then prevailing basis of granting additional teachers to larger Schools was also revised and it was decided to give one additional teacher to each School having an Average Attendance of 500 or more. The provision of leave reserves was also curtailed from 10 per cent. to 7½ per cent. This "Class Room Formula" approved by the Education Committee in August 1953 provisionally as an experimental measure continued to be followed during the year under report. As the introduction of this formula was a novel experiment with fundamental and far-reaching changes in the system hitherto followed it was desirable to gauge its implications after carefully observing its working for a considerable time. It was observed that on the basis of leave admissible to teachers a leave reserve of 3½ per cent. of the total number of teachers should be adequate. Accordingly percentage of leave reserves has been reduced from 7½ per cent. to 3½ per cent. during the year under review. A Sub-Committee was appointed by the Education Committee to examine the whole question in all its aspects and the matter is under its consideration.

The Scheme of amalgamation of Schools and co-education extended to the Suburban Schools since the last five years continued to work well. As usual, the syllabus of studies was divided month by month for the guidance of teachers and for ensuring a gradual completion of the studies in time as per Schedule. Teaching Aids were purchased and supplied to Schools for being used along with special aids prepared by teachers for making instruction more interesting and easy. Teachers' Diaries, Progress Cards, and Progress Registers were maintained in all Schools. Monthly Tests of pupils of Stds. IV to VII and weekly tests for Stds. I to III were continued to be taken during the year. Pupils of Stds. I to III were promoted to higher standards at the end of the year on the basis of the Results of Weekly Tests held throughout the year. Written Annual Examinations of pupils of Stds. IV to VII were held along with the Examinations of the City Schools. Details of the Results of the Suburban Municipal School pupils at the Annual Examinations held in April 1957 and at the Primary School Certificate Examination conducted by Government in April 1957 are given in the Appendix No. 3.

The rules for the Double Promotion Examinations were revised to give facilities of accelerated promotion only to overage and extraordinary bright pupils. As per these Rules Double Promotion Examination was conducted in August 1956 by the Supervising Officers and the successful students were promoted to higher standards from 1st September 1956.

The following factors, *inter alia*, hampered the progress of the pupils in Municipal Schools:—

- (1) Congestion in certain Classes.
- (2) Lack of suitable School Buildings.
- (3) Inadequate facilities to pupils to study at home and
- (4) Poor Economic conditions of the parents resulting in irregular attendance of children.

In Schools with big Class rooms, the number of pupils in a Class sometimes reached the figure of 60/65 rendering the class unwieldy and unmanageable for the class teacher. In Schools housed in rented buildings overcrowding due to the small size of the class rooms and lack of proper maintenance and repairs affected the efficiency of the Schools. The system of holding Schools in shorter sessions though resorted to as a matter of necessity continued to hamper instructions besides causing a lot of inconvenience to pupils, teachers and parents alike because of the odd hours of sessions.

An experiment in teaching on progressive lines was started during the last year in the Municipal Ghatla Marathi School, situated in a small village in Trombay. The teachers are encouraged and given a free hand to employ any method they think good and effective and to organise the School on any line they think best, provided inspection and careful evaluation proved the result satisfactory. This has resulted in the Teachers preparing their own Teaching Aids, Charts and Cards. Language and Arithmetic are taught through Cards.

Play-way methods are also employed in teaching these subjects. Children of the School were found to be more responsive. Special care was taken to improve their hand-writing with the result that it is found to be far better than that of the children of other Schools. The School premises are beautifully decorated with pictures of animal and bird life, of community life and national heroes and the children's own collection of odds and ends. There is an atmosphere of joy and children feel pleasure in finding themselves in such surroundings. There is a Library and a Nature Corner at the School. To make this School a model School all the persons concerned—from Supervisor to the Peon of the School—have helped. During the year under report, in order to assess the progress of the children a record of the progress of individual pupil was maintained in the School and it was found that the teaching methods used by teachers were quite suitable and the results were very satisfactory. The results of introducing new and interesting methods of teaching in this School have been very encouraging and with a view to giving opportunities to teachers of other Municipal Schools to benefit from this venture, visits of teachers from other Schools are arranged.

Text books for Suburban Schools continued to be the same as were used in the City Schools as per the directions of Government contained in their Resolution No. TBK. 1055.H of 12-1-1956.

Instructions in Spinning, Weaving and Card-board Modelling are given in some classes of Lower Primary Schools in the Suburban Schools.

4. Vocational Education. Fees at the rate of Rs. 2 for Standard V, Rs. 2-4-0 for Standard VI and Rs. 2-8-0 for Standard VII continued to be charged during the year under report, the education in the lower standards being entirely free. All children of Scheduled Castes, however, continued to be taught free in upper Primary Schools and children of all Municipal employees drawing a salary upto Rs. 240 per month also continued to be exempted from payment of fees. Freeships and half freeships were also granted to poor and deserving pupils.

6. School Buildings. The number of Municipal owned School buildings in the Suburbs was 35 at the beginning of the year. One School building at Santacruz was constructed. Thus, the number of Municipal owned School buildings rose to 36 in the Suburbs at the end of the year. Extensions were carried out to Station Kurla Marathi School and Versova Marathi School. One plot at Ghatkopar and the other at Jogeshwari were acquired in the Suburbs—one on lease from a Society—for the purpose of constructing School buildings thereon. Four plots are under acquisition. The remaining Schools were accommodated in rented buildings. Government have also agreed to share expenditure to the extent of Rs. 10 lacs upto 1959 on the construction of school buildings in the Suburbs and so far Government have paid an amount of Rs. 440,000.

7. Aided and Recognised Schools. There were 67 Aided Schools at the end of the year with 545 teachers imparting education to 79,815 pupils. The total amount of grants assessed as per rules during the year under review was Rs. 2,11,176. The grants assessed were subjected to suitable cuts taking into consideration the sources of income from fees, etc., of the Schools concerned. The grants were sanctioned by the Corporation under their Resolution No. 2065 of 23-3-1957, which will be paid to the Schools during the ensuing year. The total expenditure incurred by the Suburban Aided Schools during the year was Rs. 9,23,611. The average cost per pupil worked out to Rs. 60.53 to the Aided Schools and Rs. 9.6 to the Corporation.

Besides the Aided Schools, there were 6 Schools in the Suburbs which were recognised but which did not receive any aid from the Corporation. There were 44 Teachers in these Schools imparting instruction to 1,028 pupils.

8. Free and Compulsory Education. The work of enforcement of compulsion was being looked after by the Assistant Special Attendance Officer, with the assistance of Superintendents of Municipal Schools and their subordinate Supervising Officers. As per amended Rules, the census of non-attending children of School-going age was not taken during the year under report. The next census will be held in the year 1957-58.

9. Physical Education and Scouting. Government syllabus in Physical Education for Lower and Upper Primary Schools in the State continued to be followed in the Suburban Municipal Schools this year also with suitable modifications.

Sports Competitions of pupils of Suburban Schools were held at two Centres and winners in the Finals were awarded prizes at the Prize Distribution Ceremony of the Annual Sports held on the 8th February 1957, at the Gilder Tank Play-ground under the Presidentship of Shri Salebhoy Abdul Kader, Mayor of Greater Bombay. Smt. Kader distributed the prizes. Two Mass Drill Displays—one at Bandra and another at Kurla—were held during the year. About 1,500 to 2,000 children participated in the Display at each Centre. Physical Training Class at one Centre in the Suburbs was conducted with a view to train teachers in Physical Education.

With due sanction of the Education Committee, training under the National Discipline Scheme was started at one Centre, at Bandra. 600 pupils are taken up for the education.

The usual activities of the Boy Scouts and Girl Guides also continued to be carried out during the year under report.

10. Finance. The income for the year 1956-57 was estimated at Rs. 21,65,000 and the expenditure at Rs. 26,40,000 thus showing a deficit. An amount of Rs. 5,50,000 was received from Government towards the cost of Primary Education in the Suburbs. The following Table shows the Average Cost per pupil for the year 1956-57, as compared to the corresponding figures for the previous year:—

	Average cost per pupil.
	Rs.
(a) According to the No. of pupils on Rolls as on 31-3-1956 (38,068)	55.16
According to the No. of pupils on Rolls on 31-3-1957 (43,700).	56.54
(b) According to the Average No. of pupils on Rolls for the whole year 1955-56 (36,968)	56.8
According to the Average No. of pupils on Rolls for the whole year 1956-57 (36,447).	67.80

(a) School Health Service.

The School Health Service under the Executive Health Officer of the Corporation for the benefit of
11. General. Municipal School children continued to operate as usual.

The Milk-in-Schools Scheme which was extended to the Suburban Municipal Schools from 15th July 1953 continued to work satisfactorily during the year. The Scheme of supplementing milk-feed with snacks in the form of Chiki (Toffee) or fruits (Chikoo's or Oranges) of a standard specification was introduced in the Suburbs from 24-8-1955. All the undernourished children who were getting free milk supply received snacks with the milk-feed.

Systematic Medical Inspection of Pupils in the first four Standards was undertaken during the year. The defects detected among the children were communicated to their guardians, most of whom consented to their wards being given the requisite treatment in the Municipal Medical Institutions. Minor ailments were treated locally while major cases were directed to the larger hospitals in the City.

(b) Gratis use of School premises.

Use of Municipal School premises outside School hours continued to be allowed gratis or at nominal rates to recognised Institutions for conducting Hindi and Social Education Classes.

(c) Sharad Utsav.

Sharad Utsav which has now become a regular annual feature of Municipal Schools was being celebrated till last year at different Centres representing a set of Schools grouped locality-wise. This year, the Sharad Utsav was celebrated by Individual Schools during the month of October 1956. The main purpose of the individual functions was to create interest and consciousness amongst the guardians of our pupils in the working of Schools. Accordingly 30 Suburban Schools celebrated the Utsav. A small exhibition of the Educational Aids, Painting, Handicrafts, etc., was also arranged by certain Schools.

(d) Extra-curricular activities.

Various activities such as running of Vacation Libraries in the Summer Vacation, celebration of the Independence and Republic Days and School Anniversaries, Excursions to places of historical importance, etc., continued during the year as usual.

K. KHANDVALA,

Education Officer.

APPENDIX No. I

Municipal Suburban Schools and Pupils

Class of Schools.	No. on 31st March 1956		No. on 31st March 1957.	
	Schools.	Pupils	Schools.	Pupils.
Marathi Schools	50+6 Classes	21,840	52+7 Classes	24,963
Gujarati Schools	20+10 Classes	7,637	23+10 Classes	8,838
Urdu Schools	15+8 Classes	3,994	18+7 Classes	4,623
Hindi Schools	10+4 Classes	3,056	13+2 Classes	3,625
South Indian Schools (Tamil, Telugu, Malayalam etc. Schools)	1+5 Classes	419	1+12 Classes	668
Sindhi Schools	2+1 Class	1,122	2+1 Class	983
Total	98+34 Classes	38,068	109+39 Classes	43,700

APPENDIX No. II

Statement Showing the Number of Trained, Untrained, Permanent and Temporary Ordinary Teachers According to Sides.

Class of Schools.	Trained.		Untrained.		Total.		Total No. of Teachers.
	Per- manent.	Tem- porary.	Per- manent.	Tem- porary.	Per- manent.	Tem- porary.	
Marathi Schools	456	132	33	...	489	132	621
Gujarati Schools	162	44	25	4	187	48	235
Urdu Schools	64	7	29	36	93	43	136
Hindi Schools	54	12	27	4	81	16	97
South Indian Schools	7	10	4	...	11	10	21
Sindhi Schools	24	2	3	2	27	4	31
Total	767	207	121	46	888	253	1,141

APPENDIX No. III

(1) Results of the Municipal Annual Examinations—1957 (Suburbs).				(2) Results of the Municipal School Pupils at the P. S. C. Examination—1957 (Suburbs).			
Std.	Number of Pupils.			Side.	Suburbs.		
	Appeared.	Promoted.	Percentage.		Appeared.	Passed.	Percentage.
I	13,318	10,122	76	Marathi	1,274	426	33
II	9,715	7,910	81	Gujarati	183	110	60
III	7,307	6,251	85	Urdu	57	19	33
IV	5,832	4,906	84	Hindi	87	56	64
V	3,388	3,143	92	Total	1,601	611	38
VI	2,350	2,142	91				
VII	1,844	1,766	95				
Total	43,754	36,240	82				

GARDEN DEPARTMENT (Suburban)

There are 12 gardens in the Suburbs. The following 2 additional sites were laid out into gardens during the year under report.

- (1) Bail Bazar Garden at Old Kurla, and
- (2) Garden at Sindhi Immigrants' Housing Society, Little Malbar Hill, Chembur.

Children's play apparatus were provided at the following gardens during the course of the year.

- (1) Bail Bazar Garden at Kurla,
- (2) Kurla Creek Garden, Agra Road, Kurla and
- (3) Rajawadi Garden, Ghatkopar.

Nine mercury vapour lamps were provided at the Juhu Garden opp. Santacruz Police Station.

The following programmes were arranged at the Juhu Garden, Santacruz, Madhu Park, Khar and at the Bandstand at Bandra during the year under report.

1 Vocal Music; 6 Band and 13 Orchestra.

The garden at Kurla Agra Road, Kurla, was re-laid and provided with a bandstand.

127 additional C. C. Mosaic benches were provided in the various suburban gardens.

900 trees have been planted on public roads and in the Housing Colonies in the Suburbs.

The following Housing Board's Colonies have been taken over for planting and maintaining trees in the suburbs.

- (1) Survey No. 386, Santacruz (East),
- (2) Kole-Kalyana, Santacruz (East).
- (3) Survey No. 14, Chembur.
- (4) Roads in the colony of Burmah Shell Oil Refinery—Survey No. 14, Ghatkopar.
- (5) Survey Nos. 68-71, Chembur.
- (6) Colony near Hasanabad Road, Khar.

G. S. HEGDE,
Superintendent,
Municipal Gardens, Bombay.

PUBLIC RELATIONS (Suburban)

Shri N. A. Mistri, M.A., held the post of the Public Relations Officer, from, July 1956; Shri V. G. Sabnis B.E. held the post of Ward Officer (Suburbs) upto 10th January 1957 and Shri N. J. Alvares, M.A., LL.B. was appointed in his place from 13th January 1957 as Dy. Public Relations Officer.

The Department comprises of two main sections, viz., (1) Publicity and (2) Complaints and services. The main activities of these two sections are described briefly as under :—

(1) Publicity Section.

Spreading of knowledge amongst the citizens, both literate as well as illiterate, regarding hygiene, sanitation etc., is the chief activity of this section. Various methods such as posters, leaflets, health exhibitions, film shows were adopted for the purpose in view, in addition to helping the health Department staff from other sections such as Conservancy, Vaccination, etc., in their weekly cleansing campaigns, etc. Help was also rendered in immunization campaigns against communicable diseases as well as drives against exposed and unwholesome food.

Some of the activities carried out by this section during the year are shown below :—

Nature of Activity.	Approximate number of persons benefitted.
(1) 75 Health Education film shows	... 56,750
(2) 98 Mass Vaccination Campaigns	... 15,478
(3) 41 Mass T. A. B. inoculation Campaigns	... 4,152
(4) 1 Anti-Cholera Campaign	... 10
(5) 2 Anti-Plague Campaigns	... 11
(6) 35 Intensive cleansing campaigns.	

(2) Complaints and Services Section.

This section dealt with the several complaints received from the public regarding defective and dis-repaired conditions of Buildings, Drainage connections, water supply and other sanitary defects, etc. Similarly, several other similar defects were noticed by the Dy. P. R. O. and the A. P. R. Os. in the course of their daily rounds. All these complaints were referred for necessary rectification to the departments concerned and were followed up with a view to taking necessary action.

The following table shows the nature of complaints subjectwise received and attended to during the year under report :—

Building Repairs.	Road Repairs.	Sanitation.	Water Supply.	Drainage.	Conservancy	Miscellaneous
(A) Defects notice by the A.P.R. Os.—						
992	...	1,418	1,279	655	848	786 125
(B) Complaints received from the Public—						
206	...	95	335	151	81	100 55
(C) Cases attended to and complied with—						
105	...	1,348	514	419	546	694 81

PART I

INDEX

(SUBURBS)

	PAGE
Accounts Department—Report of the Chief Accountant (Suburbs)	13
Advances—Statement of	50
Advertisement Section—Fees from	91
Animals taxed—No. of the	63
Articles unwholesome—No. of	95
Assessment and Collection—Report of Deputy Assessor and Collector (Suburbs)	63
Balance sheet of Revenue Account	34
Buildings—Private—Inspection and Supervision of	70
Capital Expenditure—Details of	36
Capital Fund—Balance Sheet	34
Chief Accountant—Report on the Suburban Accounts	13
Collapses of Buildings	71
Departmental Heads—List of	1
Deposit Account—Statement of	51
Drainage—Information regarding	74
Education—Basic	91
Education—Primary	92
Education—Report of the Education Officer and Head Masters	91-94
Engineering Department—Report of the Asstt. Engineer (Suburbs)	69
Expenditure—Details of Capital Expenditure	41
Loan Works	15
New Works—Statement of	29
Expenditure—Total of	27, 29, 61
Financial—Report of the Chief Accountant	13
Funds—Capital Funds—Balance Sheet of	34
Loan Funds	15
Sinking Funds	15, 47
Special Funds—Statements of	33
Gardens	103
Hawkers—Fees from	91
Heads of Departments—List of	1
Income—Details of	23
Statement of	23, 26
Income—Total of	23, 60
Investments	16
Layouts information regarding	72
Licence Department—Report of the Assistant Superintendent of Licences (Suburbs)	91
Licences—Fees from—No. of	91
Lighting—Public	69
Loan Funds	15
Loan Works Expenditure	15
Markets Department—Report of the Assistant Superintendent of Markets (Suburbs)	95
Meters—Repairs to	88
No. of connections	88
Revenue from meter hire	88
Testing of	88
New Works—Statement of Expenditure on	29
Permits for advertisements—No. of	91
Properties—Municipal—No. of the	63
Properties—No. of the—Statement of Classification of	67
Public stand pipes—No. of the	88
Pumping Stations	74
Pumping sets	88
Rateable Value—Amount of	63
Incidence of	63
Revenue—Account—Balance Sheet of	31-32
Revenue—Account—Income and Expenditure	14
Revenue—Statement of	13

INDEX—(Contd.)

(SUBURBS)

	PAGE
Roads—Improvements of	69
Maintenance of	69
Road Surfaces—Asphalting of	77
Schemes—Drainage	73
Town Planning Schemes	71
School Buildings—List of	100
Schools—Primary Schools—Report of Education Officer	99-102
Securities—Information regarding	58
Sewers—Information regarding	73
Shops and Establishments Section—Licence Department	92
Sinking Funds	47
Slaughter Houses in Suburbs	95
Slaughter Houses—No. of Animals slaughtered	97
Special Funds—Statement of	33
Stalls—Municipal Markets—No. of the	96
Statistics of Finances	20
Suburban Areas—Survey of	71
Surplus Cash Balance	13
Survey of Suburban Area	71
Suspense Account—Income and Expenditure	53,56
Taxes—Collection of	64
Demands of	64
Outstandings	64
Rates of	63
Refund cases	65
Suits for recovery of	65
Theatre taxes	93
Urban Immoveable Property Tax	65
Wheel Taxes	64
Urban Immoveable Property Tax	65
Vehicles—No. of the	63
Water Mains—Bursts on	90
Length of	89
New Mains	88,90
Water Works Department—Report of Hydraulic Engineer	87
Water Works	87-90
Water—No. of Water Connections	87
Sources of	87
Statistics of supply of	87
Supply system of	87
Wells—No. of	88
Wheel Taxes	64
Works—New Works Statement of	29

FINANCIAL

(EXTENDED SUBURBS.)

Report from the Chief Accountant on the accounts of the Bombay Municipal Corporation Extended Suburbs for the period from 1st February 1957 to 31st March 1957.

(1) The position of Assets and Liabilities of the different merged bodies as on 1st February 1957, the date of merger, was as under:—

<i>Liabilities.</i>		Rs. as. ps.	<i>Assets.</i>		Rs. as. ps.				
Goregaon.									
Provident Fund	..	7,264	10	6	Cash in hand	...	790	3	0
Deposit received from shop-keepers.	...	3,197	0	0	Cash at Bank	...	9,624	15	6
Deposit A/c in respect of Libraries...	...	1,115	0	0	Advance Payments to D.L.A. Thana	...	34,856	0	0
Profession Tax	...	98	8	0	Advance payments to Ex-Engineer, Surat	...	48,676	12	0
Unpaid salary	...	277	4	0					
Surplus	...	81,995	8	0					
		<u>93,947</u>	<u>14</u>	<u>6</u>			<u>93,947</u>	<u>14</u>	<u>6</u>
Dahisar.									
Provident Fund	...	1,224	2	0	Cash in Hand	...	9	9	9
Professional Tax	...	556	12	0	Cash at Bank	...	1,329	4	9
					Deficit	...	441	15	6
		<u>1,780</u>	<u>14</u>	<u>0</u>			<u>1,780</u>	<u>14</u>	<u>0</u>
Malad.									
Provident Fund	...	19,912	10	8	Cash in Hand	...	11,437	11	0
Deposit from Contractors	...	16,350	0	0	Cash at Bank	...	28,195	12	7
U. I. P. Tax	...	18,212	13	6	Standing Advance	...	200	0	0
Menial staff Account	...	1,053	2	0	Unpaid cash	...	260	2	0
Unpaid salary	...	260	2	0	<i>Investments.</i>				
Endowments	...	30,000	0	0	Endowments	...	30,000	0	0
					Deficit	...	15,695	2	7
		<u>85,788</u>	<u>12</u>	<u>2</u>			<u>85,788</u>	<u>12</u>	<u>2</u>
Kandivli.									
Provident Fund	...	3,450	11	0	Cash at Bank	...	14,118	2	1
Deposits from Contractors	...	11,579	12	0	Standing Advance	...	200	0	0
Donations for Harijan Quarters	...	1,854	14	0	Investments in Fixed Deposits	...	1,854	14	0
Surplus	...	3,898	9	7	(Harijan Quarters) Advance payment to Ex-Engineer Surat	...	4,610	14	6
		<u>20,783</u>	<u>14</u>	<u>7</u>			<u>20,783</u>	<u>14</u>	<u>7</u>
Borivli.									
Provident Fund	...	3,752	4	6	Cash on hand	...	2,065	0	0
Unpaid salary	...	19	5	0	Cash at Bank	...	1,49,982	4	4
Deposits from Contractors	...	8,378	10	0	Standing Advance	...	200	0	0
U. I. P. Tax	...	4,073	11	6	N. S. Certificates	...	60,000	0	0
Donations	...	51,385	13	0	Endowments (G.P. Notes)	...	22,700	0	0
Surplus	...	1,70,411	1	1	Unpaid salary	...	19	5	0
					Advance payment to Ex-Engineer, Surat	...	3,054	3	9
		<u>2,38,020</u>	<u>13</u>	<u>1</u>			<u>2,38,020</u>	<u>13</u>	<u>1</u>
Mulund.									
Provident Fund	...	20,097	13	10	Cash on hand	...	8,541	3	3
Deposits from Contractors	...	18,050	0	0	Cash at Bank	...	44,241	10	2
Deposit for Road Roller	...	3,500	0	0	Unpaid salary	...	282	3	0
Deposit from Octoroi	...	6,500	0	0	Standing Advance	...	250	0	0
Deposit for stall	...	6,078	12	0	Endowments in G. P. Notes	...	15,000	0	0
Deposit for Rat Trap	...	38	0	0	Staff security (In N.S. Certificates)	...	300	0	0
U. I. P. Tax	...	72,455	6	0	Deficit	...	1,00,428	9	11
Unpaid salary	...	282	3	0					
Donation (In Cash)	...	26,741	7	6					
Donation (In Paper)	...	15,000	0	0					
Staff Security Deposit (N. S. Certificates).	...	300	0	0					
		<u>1,69,043</u>	<u>10</u>	<u>4</u>			<u>1,69,043</u>	<u>10</u>	<u>4</u>

The consolidated position of the Assets and Liabilities of all the merged bodies as on 1st February 1957 was as under:—

Liabilities.			Assets.		
	Rs.	as. ps.		Rs.	as. ps.
Provident Fund	55,702	4 6	Cash on hand	22,843	11 0
Deposits from Contractors	54,358	6 0	Cash at Bank	2,47,492	1 5
U. I. P. Tax	94,741	15 0	Standing Advances	850	0 0
Profession Tax	655	4 0	Unpaid salary	561	10 0
Unpaid Wages	838	14 0	Donations etc. (In paper)	67,700	0 0
Other deposits	20,428	12 0	In Fixed Deposit	1,854	14 0
Donations (In Cash)	56,480	6 6	N. S. Certificates	60,000	0 0
Donations (In Paper)	69,554	14 0	Staff Securities	300	0 0
Staff Security deposit (In Paper)	300	0 0	Advance to D. L. B. Thana	34,856	0 0
Surplus Revenue Fund	1,39,739	6 8	Advance to Ex-Engineer Surat Div....	56,341	14 3
	<u>4,92,800</u>	<u>2 8</u>		<u>4,92,800</u>	<u>2 8</u>

	Rs.	as.	ps.
Revenue Surplus	1,39,739	6	8
Less—Advances	91,197	14	3
	<u>48,541</u>	<u>8</u>	<u>5</u>

(2) The following statement summarises the transactions for two months from 1st February 1957 to 31st March 1957 pertaining to Revenue:—

	Actuals.
	Rs.
Opening Balance as on 1st February 1957	48,541
Income from 1st February 1957 to 31st March 1957	3,52,962
Expenditure from 1st February 1957 to 31st March 1957	3,07,511
	45,451 (Surplus).
Balance as on 31st March 1957	93,992

(3) The net unencumbered surplus cash balance as on 31st March 1957 was as under:—

Liabilities.		Assets.	
	Rs.		Rs.
Advance	91,198	Surplus Revenue Fund as per Appendix No. 1.	1,85,190
Surplus Cash Balance	93,992		
	<u>1,85,190</u>		<u>1,85,190</u>

INCOME.

(4) The details of Income for the two months from 1st February 1957 to 31st March 1957 are given in Appendix no. 2.

EXPENDITURE.

(5) The details of expenditure for two months from 1st February 1957 to 31st March 1957 are given in Appendix No. 3.

GENERAL REMARKS.

The ex-local bodies of the Extended Suburban Area, viz., Goregaon, Dahisar, Malad, Kandivli, Borivli and Mulund and the 34 villages of the District Local Board, Thana, referred to in Schedule I and II respectively of the Bombay Act No. LVIII of 1956, merged with the Municipal Corporation of Greater Bombay with effect from 1st February 1957.

The position of assets and liabilities of the ex-local bodies as on 1st February 1957 shown in paragraph 1,

reveal that all the local bodies except the *ex-Borivli Municipality* were taken over with deficit closing balances as shown below.

		Rs. as. ps.	Deficits. Rs. as. ps.
Goregaon	Surplus	81,995 8 0	
	Less—Advance Payments	83,532 12 0	—1,537 4 0
Dahisar	—441 15 6
Malad	—15,695 2 7
Kandivli	Surplus	3,898 9 7	
	Less Advance Payments...	4,610 14 6	—712 4 11
Mulund	—1,00,428 9 11
	...	Total	—1,18,815 4 11

The deficit closing balances as stated above were due to the utilisation of the cash held by them in respect of Provident Fund, Deposits from Contractors, Collections on account of U. I. P. Tax refundable to Government, for meeting current revenue liabilities. This was highly objectionable from the audit point of view as the divergence of monies held in deposits, Provident Fund, U. I. P. Tax collected on behalf of Government etc., for revenue expenditure virtually amounted to financing the revenue expenditure out of temporary loans from these accounts.

It is thus clear that the financial position of the *ex-local bodies* at the time of merger, except the *ex-Borivli Municipality*, was quite disheartening and unsound. However, the big surplus of about Rs. 1,67,000 in the accounts of the *ex-Borivli Municipality* helped the Bombay Municipality to meet the liabilities immediately on merger.

The 34 villages referred to in Schedule II of the Bombay Act LVIII of 1956, now merged with Municipal Corporation of Greater Bombay had practically no separate identity as an independent unit. They were under District Local Board, Thana, and had neither any sources of Revenue from taxation nor any other sources of revenue. The District Local Board, Thana, is not able to differentiate any items of assets and liabilities pertaining to these villages and to hand them over to the Municipality.

The accounts for two months after merger, *i.e.*, from 1st February 1957 to 31st March 1957 were maintained on the pre-merger lines of the respective *ex-local bodies*. The opening surplus cash balance as on 1st February 1957 was Rs. 48,541. The transactions for 2 months from 1st February 1957 to 31st March 1957 resulted in a surplus of Rs. 45,451. Thus the surplus cash balance at the close of the year exclusive of advances increased to Rs. 93,992. In addition to the above an amount to the extent of Rs. 1,35,000 is to be received in respect of Grants-in-aid for Darness Allowance, Local Fund cess, Shops Establishment grant, Sanitary Inspectors grant etc., due from Government.

None of the *ex-local bodies* had invested the amounts of employees' provident fund in Government or public securities etc., as required under the rules in this behalf. The amounts were held partly in separate Bank Accounts and partly in cash. The liabilities on account of interest on provident fund and Municipal contribution were not fully covered by the *ex-local bodies*. The provident fund liability worked out at Rs. 75,654-15-6 as on 31st March 1957 in the balance sheet is exclusive of the liability on account of interest and Municipal contribution for the years as shown in the footnote to Appendix No. 5.

The surplus cash balance of Rs. 93,992 as on 31st March 1957 thus represents only an hypothecated closing balance as outstanding liabilities to the extent of about Rs. 90,000 for supplies and works prior to 31st March 1957 are to be paid during 1957-58.

G. V. DAMLE,
Ag. Chief Accountant.

4
APPENDIX No. 1.

REVENUE ACCOUNT FOR THE PERIOD FROM 1ST FEBRUARY 1957 TO 31ST MARCH 1957.

Particulars.	Total.	Particulars.	Total.
	Rs. a. p.		Rs. a. p.
To Revenue Expenditure as per Appendix No. 3	3,07,511 4 3	By Revenue Receipts as per appendix No. 2	3,52,962 5 5
To Balance Surplus during 2 months	45,451 1 2		
	<u>3,52,962 5 5</u>		<u>3,52,962 5 5</u>
To Balance being Surplus Revenue Fund as at 31st March 1957 as per Appendix No. 4	1,85,190 7 10	By Surplus Revenue Fund as at 1st February 1957	1,39,739 6 8
		Add—	
		Surplus for 2 months	45,451 1 2
	<u>1,85,190 7 10</u>		<u>1,85,190 7 10</u>

G. V. DAMLE,
Ag. Chief Accountant.

V. L. GIDWANI,
Municipal Commissioner.

APPENDIX No. 2.

INCOME.

Statement showing the receipts for the period from 1st February 1957 to 31st March 1957.

Heads of Receipts.	Malad.		Kandivli.		Borivli.		Mulund.		Goregaon.		Dahisar.		Total.	
	Rs.	a. p.	Rs.	a. p.	Rs.	a. p.	Rs.	a. p.	Rs.	a. p.	Rs.	a. p.	Rs.	a. p.
<i>Taxes.</i>														
House Tax	55,729	10 3	31,097	7 0	82,947	11 11	36,536	0 3	32,024	13 0	3,145	2 0	2,41,480	12 5
Vehicle Tax	893	12 0	439	12 0	698	0 0							2,031	8 0
Professional Tax (Shops and Establishments)	142	6 0	39	8 0			1,530	0 0					1,711	14 0
General Sanitary Cess	1,095	12 0					22	0 0	876	0 0	233	4 0	2,227	0 0
Occupiers Tax	28	8 0											28	8 0
Special Sanitary Cess	11,880	14 0	2,888	0 0	4,397	14 0	11,110	3 0	2,018	0 0	550	14 0	32,845	13 0
Theatre Tax	1,504	0 0	582	0 0	1,074	0 0	2,154	8 0	303	0 0			5,617	8 0
Hotel and Other Licence Fees	128	0 0			21	0 0			1,466	14 0			1,615	14 0
Receipts from Lease Lands and Buildings.	55	0 0			1,076	0 0			2,111	12 6			3,242	12 6
Conservancy Receipts, Other than Taxes.	260	0 0	10	0 0			10	0 0	200	0 0			480	0 0
Cremation Ground	1,260	0 0											1,260	0 0
Ambulance Collection							138	0 0					138	0 0
Hospital Receipts	3,278	0 0			285	10 0	469	12 0	707	3 0			4,740	9 0
Water supply receipts	6,279	2 9					680	0 0					6,959	2 9
Sale of old materials							17	4 6					17	4 6
Sale of forms and publications	7	4 0	11	10 0	1	8 0							20	6 0
Notice and Warrant Fees	811	8 0			133	0 0	23	0 0	1	13 0			969	5 0
Copying fees	10	6 6	29	0 0	1	15 0	41	2 6					82	8 0
Deaths and Births Certificates	16	7 6	2	0 0			2	8 0					20	15 6
Transfer fees	5	0 0			30	0 0	20	0 0					55	0 0
Architect Licence Fees							50	0 0					50	0 0
Interest on Investments	342	6 0											342	6 0
<i>Grants and Contributions.</i>														
Local Fund Cess—Net Octroi							2,278	12 6					2,278	12 6
Other Grants—Maternity Home							1,505	11 6					1,505	11 6
Donations							3,540	4 0					3,540	4 0
Income from Markets					1,724	4 0	161	12 0					1,886	0 0
Process fees and Legal cost			14	12 0									14	12 0
Road openings			41	7 0									41	7 0
Telephone Calls							8	14 0					8	14 0
Cattle Pound			50	0 0			223	12 0					273	12 0
D. A Grant			1,156	8 0			555	14 0					4,712	6 0
Others Grant	556	8 0											556	8 0
Cash Recovery and Miscellaneous Services rendered to the 3rd Party	1,999	7 6	41	4 3			25,538	1 0					27,578	12 9
Miscellaneous Receipts			293	5 0	588	14 0	16	8 0	5	14 0			66	12 0
Income from Advertisements					250	0 0							250	0 0
Library Account									84	2 0			84	2 0
U. I. P Penalty							5	0 0					5	0 0
Road Roller Hire							2,530	0 0					2,530	0 0
Removal Charges							147	0 0					147	0 0
Grant under Conveyance Act					70	8 0							70	8 0
Grant under Shops and Establishments.					570	0 0							570	0 0
Total	86,284	0 6	36,696	9 3	93,870	4 11	92,382	11 3	39,799	7 6	3,929	4 0	3,52,962	5 5

G. V. DAMLE,
Ag. Chief Accountant.

V. L. GIDWANI,
Municipal Commissioner.

APPENDIX No. 3.

EXPENDITURE.

Statement showing the Expenditure for the period from 1st February 1957 to 31st March 1957.

Heads of Expenditure.	Malad.	Kandivli.	Borivli.	Mulund.	Goregaon.	Dahisar.	Total.
	Rs. a. p.	Rs. a. p.	Rs. a. p.	Rs. a. p.	Rs. a. p.	Rs. a. p.	Rs. a. p.
General Administration	6,904 7 0	4,355 1 0	2,047 3 0	2,990 12 0	1,896 7 0	1,093 12 0	19,287 10 0
Travelling Allowance	36 11 0	47 14 0	17 10 0	102 3 0
Printing and Stationery	152 0 0	76 14 0	228 14 0
Furniture and Stationery	37 3 6	37 3 6
Postage and Revenue Stamps	1 1 0	40 0 0	85 0 0	126 1 0
Rent	...	130 8 3	10 0 0	140 8 3
Contingencies	192 11 0	192 11 0
Contribution to Provident Fund	692 13 0	692 13 0
Refund of Taxes	282 12 0	718 1 9	1,000 13 9
Purchase of reference books and Plans.	1 1 0	1 1 0
Advertisement charges	...	1 4 0	1 4 0
Lighting	5,229 1 9	5,462 6 3	4,514 12 0	3,937 11 9	4,723 12 0	549 7 3	24,417 3 0
General and Special Conservancy	19,356 0 0	9,743 13 9	5,633 9 0	23,759 2 9	3,718 12 0	904 5 0	63,115 10 6
Petrol for Motors	2,117 11 6	1,158 6 0	927 2 0	4,203 3 6
D.D.T. Pumps and Disinfectants	65 10 0	113 4 0	...	2,767 10 6	2,946 8 6
Brooms tins, etc.	22 0 0	22 0 0
Purchase of motor jeep N.S. Tankers Upkeep of.	8 0 0	8 0 0
Hire of Bullock Carts	...	224 10 0	200 0 0	...	424 10 0
Garrage construction and Repairs	...	6 13 3	6 13 3
Insurance	...	180 0 0	180 0 0
Upkeep of Cesspool lorries, etc.	119 10 0	21 8 0	913 8 0	...	1,054 10 0
Contingencies.	15 0 0	15 0 0
Hospitals and Dispensaries	4,213 10 9	4 3 0	423 13 9	9,176 12 0	863 11 0	...	14,682 2 6
Registration of Births and Deaths	87 7 0	87 7 0
Shops and Establishments	128 5 0	128 5 0
Cattle Pound	...	19 0 0	81 0 0	100 0 0
Public Works	...	970 13 0	636 12 0	54,842 6 0	56,449 15 0
Road Repairs	16,129 14 0	176 12 0	16,306 10 0
Road Construction	...	29,445 1 3	11,548 10 0	40,993 11 3
Construction of Harijan Quarters
Libraries and Reading Rooms	68 7 0	...	7 0 0	...	75 7 0
Expenses in connection with Suits and Cases.	200 0 0	400 10 0	400 0 0	1,000 10 0
Miscellaneous	3,674 4 0	136 7 0	...	3,896 9 0	...	50 0 0	7,757 4 0
Pension and L. S. Contribution of Officers on Foreign Service.	121 11 0	121 11 0
Water Supply and Establishment	14,013 12 9	246 1 0	1,158 15 0	...	15,418 12 9
Buildings	131 0 0	131 0 0
Harijan Quarters	115 8 0	...	115 8 0
Electricity and Telephone	77 6 0	74 1 0	...	95 12 0	247 3 0
Purchase of G. J. Pipes	2,492 14 0	2,492 14 0
Cemeteries	398 0 0	398 0 0
Bank Charges	2 2 0	2 2 0
Accounts Department	2,109 14 9	2,109 14 9
Assessment and Collection Department.	2,113 7 0	2,113 7 0
Octroi Department	7,322 9 0	7,322 9 0
Epidemics	296 14 0	296 14 0
Garden	6,669 11 0	6,669 11 0
Provident Fund	5,516 8 0	2,632 8 0	1,718 8 0	3,959 12 0	315 8 0	104 14 0	14,247 10 0
General Hospital	37 10 9	37 10 9
Total	81,322 2 9	55,667 14 9	29,089 4 3	1,24,694 12 3	13,713 1 0	3,024 1 3	3,07,511 4 13

G. V. DAMLE,
Ag. Chief Accountant.G. V. L. GIDWANI,
Municipal Commissioner.

APPENDIX No. 4.

REVENUE ACCOUNT BALANCE SHEET AS AT 31ST MARCH 1957.

Liabilities	Rs.	a.	p.	Assets.	Rs.	a.	p.
Provident Fund as per Appendix No. 5	75,654	15	6	Cash at Bank	4,07,057	7	8
Deposits in cash and public securities from contractors and private parties (vide details shown in Appendix No. 7) including securities and cash in respect of donation	3,90,672	5	6	Cash in Office	20,442	7	11
				Deposits in public securities—			
				In Office	38,000	0	0
				With Bank	30,000	0	0
				In Fixed Deposits	1,854	14	0
					69,854	14	0
Surplus Revenue Fund as per Appendix No. 1	1,85,190	7	10	Advances.			
				D. L. B. Thana	34,856	0	0
				Ex-Engineer, Surat	56,341	14	3
				Standing Advances	950	0	0
				Unpaid Salary	2,015	1	0
					94,162	15	3
				Surplus Fund.			
				In N. S. Certificates	60,000	0	0
	6,51,517	12	10		6,51,517	12	10

G. V. DAMLE,
Ag. Chief Accountant.

V. L. GIDWANI,
Municipal Commissioner.

APPENDIX No. 5.

STATEMENT OF PROVIDENT FUND 1956-57.

	Rs.	a.	p.	Rs.	a.	p.
Balance on 1-2-1957—						
Dahisar	1,224	2	0			
Goregaon	7,264	10	6			
Kandivli	3,450	11	0			
Borivli	3,752	4	6			
Malad	19,912	10	8			
Mulund	20,097	13	10			
				55,702	4	6
Receipts on account of subscriptions from 1-2-1957 to 31-3-1957 and contribution for the year	20,172	7	0			
Deduct—Payments during 1-2-1957 to 31-3-1957	6,219	12	0			
				19,952	11	0
Balance as on 31-3-1957 as per Balance Sheet Appendix No. 4				*75,654	15	6

* The figure does not include the following:—

	Interest from	Contribution.
Goregaon	1-6-1949	..
Dahisar
Malad	1-4-1956	..
Kandivali	13-6-1955	1955-56
Borivali	28-9-1956	..
Mulund	12-7-1952	..
		Difference in contribution at pias 4 for a period from 12-7-52 to October 1956.

G. V. DAMLE,
Ag. Chief Accountant.

V. L. GIDWANI,
Municipal Commissioner.

APPENDIX No. 6.

STATEMENT OF ADVANCES FOR 1956-57.

Name of Account.	Opening Balance on 1st Feb. 1957.		Debits during the year.		Total.		Credits during the year.		Closing Balance on 31st March 1957.	
	Rs.	a. p.	Rs.	a. p.	Rs.	a. p.	Rs.	a. p.	Rs.	a. p.
Advance to D. L. B. Thana for Road Repair Works...	34,856	0 0	34,856	0 0	34,856	0 0
Advances to Ex-Engineer, Surat Division for Water Works Scheme ...	56,341	14 3	56,341	14 3	56,341	14 3
Standing Advances for contingent expenses ...	850	0 0	100	0 0	950	0 0	950	0 0
Unpaid Salary ...	561	10 0	31,157	0 0	31,718	10 0	29,703	9 0	2,015	1 0
	92,609	8 3	31,257	0 0	1,23,866	8 3	29,703	9 0	94,162	15 3

G. V. DAMLE,
Ag. Chief Accountant.

Municipal Commissioner.
V. L. GIDWANI,

APPENDIX No. 7.

Statement of Deposit Account for the period from 1st February 1957 to 31st March 1957.

	Balance as on 1-2-1957.		Credits from 1-2-1957 to 31-3-1957.		Total.		Debits from 1-2-1957 to 31-3-1957.		Balance as on 31-3-1957.	
	Rs.	a. p.	Rs.	a. p.	Rs.	a. p.	Rs.	a. p.	Rs.	a. p.
(A) CASH DEPOSITS.										
(1) Contract or Deposits from—										
Malad ...	16,350	0 0	100	0 0	16,450	0 0	16,450	0 0
Kandivli ...	11,579	12 0	205	0 0	11,784	12 0	180	0 0	11,604	12 0
Borivli ...	8,378	10 0	6,202	0 0	14,580	10 0	2	0 0	14,578	10 0
Mulund ...	18,050	0 0	100	0 0	18,150	0 0	1,000	0 0	17,150	0 0
	54,358	6 0	6,607	0 0	60,965	6 0	1,182	0 0	59,783	6 0
(2) U. I. P. Tax.										
Malad ...	18,212	13 6	22,825	11 0	41,038	8 6	41,038	8 6
Kandivli	13,444	0 6	13,444	0 6	13,444	0 6
Borivli ...	4,073	11 6	28,918	9 0	32,992	4 6	32,992	4 6
Mulund ...	7,245	6 0	23,910	3 0	96,365	9 0	96,365	9 0
	94,741	15 0	89,098	7 6	183,840	6 6	1,83,840	6 6
(3) Profession Tax—										
Goregaon ...	98	8 0	324	12 0	423	4 0	423	4 0
Dahisar ...	556	12 0	556	12 0	556	12 0
	655	4 0	324	12 0	980	0 0	556	12 0	423	4 0
(4) Unpaid wages—										
Malad ...	260	2 0	1,844	5 0	2,104	7 0	1,779	2 0	325	5 0
Borivli ...	19	5 0	19	5 0	1	5 0	18	0 0
Mulund ...	282	3 0	29,312	11 0	29,594	14 0	27,923	2 0	1,671	12 0
Goregaon ...	277	4 0	277	4 0	165	10 0	111	10 0
	838	14 0	31,157	0 0	31,995	14 0	29,869	3 0	2,126	11 0
(5) Donations—										
Malad (Menial staff A/c) ...	1,053	2 0	1,053	2 0	1,053	2 0
Borivli ...	28,685	13 0	28,685	13 0	28,685	13 0
Mulund ...	26,741	7 6	26,741	7 6	26,741	7 6
	56,480	6 6	56,480	6 6	56,480	6 6
(6) Other Deposits—										
(a) Deposits for shops (Goregaon).	3,197	0 0	3,197	0 0	3,197	0 0
(b) Library Deposits (..)	1,115	0 0	115	0 0	1,230	0 0	5	0 0	1,225	0 0
(c) Police Licence Fees (Malad)	117	0 0	117	0 0	117	0 0
(d) Cheques cancelled (Malad).	918	1 6	918	1 6	918	1 6
(e) Road Roller Deposits (Mulund).	3,500	0 0	3,500	0 0	3,500	0 0
(f) Octroi Deposits (Mulund)	6,500	0 0	6,500	0 0	6,500	0 0
(g) Stall Deposits (Mulund)	6,078	12 0	104	8 0	6,183	4 0	6,183	4 0
(h) Rat Trap Deposits (..)	38	0 0	30	0 0	68	0 0	45	0 0	23	0 0
	20,428	12 0	1,284	9 6	21,713	5 6	3,550	0 0	18,163	5 6
(B) PAPER DEPOSITS.										
(1) Donations—										
Malad ...	30,000	0 0	30,000	0 0	30,000	0 0
Kandivli ...	1,854	14 0	1,854	14 0	1,854	14 0
Borivli ...	22,700	0 0	22,700	0 0	22,700	0 0
Mulund ...	15,000	0 0	15,000	0 0	15,000	0 0
	69,554	14 0	69,554	14 0	69,554	14 0
(2) Staff security Deposits (Mulund)	300	0 0	300	0 0	300	0 0
Grand Total	2,97,358	7 6	1,28,471	13 0	4,25,830	4 6	35,157	15 0	3,90,672	5 6

G. V. DAMLE,
Ag. Chief Accountant.

V. L. GIDWANI,
Municipal Commissioner.

APPENDIX No. 8

Statement showing the amounts of the Receipts and Expenditure respectively credited and debited to the Municipal Fund from 1st February 1957 to 31st March 1957, and the Balance at the credit of the Fund at the close of the year 1956-57.

		Total.	
		Rs.	a. p.
RECEIPTS A.—REVENUE ACCOUNT			
House Tax	...	2,41,480	12 5
Vehicle Tax	...	2,031	8 0
Professional Tax (Shops and Establishments)	...	1,711	14 0
General Sanitary Cess	...	2,227	0 0
Occupiers Tax	...	28	8 0
Special Sanitary Cess	...	32,845	13 0
Theatre Tax	...	5,617	8 0
Hotel and Other Licence Fees	...	1,615	14 0
Receipts from Lease Lands and Buildings	...	3,242	12 6
Conservancy Receipts other than Taxes	...	480	0 0
Cremation Ground	...	1,260	0 0
Ambulance Collection	...	138	0 0
Hospital Receipts	...	4,740	9 0
Water Supply Receipts	...	6,959	2 9
Sale of old materials	...	17	4 6
Sale of forms and publications	...	20	6 0
Notice and Warrant Fees	...	969	5 0
Copying fees	...	82	8 0
Deaths and Births Certificates	...	20	15 6
Transfer fees	...	55	0 0
Architect Licence Fees	...	50	0 0
Interest on Investments	...	342	6 0
GRANTS AND CONTRIBUTIONS			
Local Fund Cess—Net Octroi	...	2,278	12 6
Other grants—Maternity Home	...	1,505	11 6
Donations	...	3,540	4 0
Income from Markets	...	1,886	0 0
Process fee and Legal cost	...	14	12 0
Road Openings	...	41	7 0
Telephone Calls	...	8	14 0
Cattle Pound	...	273	12 0
D. A. Grant	...	4,712	6 0
Other grants	...	556	8 0
Cash Recovery and Miscellaneous Receipts	...	27,578	12 9
Services rendered to the 3rd Party	...	66	12 0
Miscellaneous Receipts	...	904	9 0
Income from Advertisements	...	250	0 0
Library Account	...	84	2 0
U. I. P. Penalty	...	5	0 0
Road Roller Hire	...	2,530	0 0
Removal Charges	...	147	0 0
Grant under Conveyance Act	...	70	8 0
Grant under Shops and Establishments	...	570	0 0
Total...—Revenue Receipts		3,52,962	5 5
RECEIPTS—B.—SUSPENSE ACCOUNT			
Unpaid Salary	...	29,703	9 0
Deposits from Contractors	...	6,607	0 0
U. I. P. Tax	...	89,098	7 6
Profession Tax	...	324	12 0
Unpaid Wages	...	31,157	0 0
Donations
Other Deposits	...	1,284	9 6
Provident Fund	...	201,72	7 0
Total.—Suspense Account Receipts		1,78,347	13 0

APPENDIX N 518—Contd.

		Total	
		Rs.	a. p.
EXPENDITURE A.—REVENUE ACCOUNT			
General Administration	...	19,287	10 0
Travelling Allowance	...	102	3 0
Printing and Stationery	...	228	14 0
Furniture and Stationery	...	37	3 6
Postage and Revenue Stamps	...	126	1 0
Rent	...	140	8 3
Contingencies	...	192	11 0
Contribution to Provident Fund	...	692	13 0
Refund of Taxes	...	1,000	13 9
Purchase of reference books and Plans	...	1	1 0
Advertisement Charges	...	24,417	3 0
Lighting	...	63,115	10 6
General and Special Conservancy	...	4,203	3 6
Petrol for Motors	...	2,946	8 6
D.D.T. Pumps and Disinfectants	...	22	0 0
Brooms tins, etc.	...	8	0 0
Purchase of motor jeep, N. S. Tankers—Upkeep of	...	424	10 0
Hire of Bullock Carts	...	6	13 3
Garage construction and repairs	...	180	0 0
Insurance	...	1,054	10 0
Upkeep of Cesspool lorries, etc.	...	15	0 0
Contingencies	...	14,682	2 6
Hospitals and Dispensaries	...	87	7 0
Registration of Births and Deaths	...	128	5 0
Shops and Establishments	...	100	0 0
Cattle Pound	...	56,449	15 0
Public Works	...	16,306	10 0
Road Repairs	...	40,993	11 3
Road Construction	...	75	7 0
Libraries and Reading Rooms	...	1,000	10 0
Expenses in connection with Suits and Cases	...	7,757	4 0
Miscellaneous	...	121	11 0
Pension and L. S. Contribution of Officers on Foreign Service	...	15,418	12 9
Water Supply and Establishment	...	131	0 0
Buildings	...	115	8 0
Harijan Quarters	...	151	7 0
Land Revenue	...	95	12 0
Electricity and Telephone	...	2,492	14 0
Purchase of G. I. Pipes	...	398	0 0
Cemeteries	...	2	2 0
Bank Charges	...	2,109	14 9
Accounts Department	...	2,113	7 0
Assessment and Collection Department	...	7,322	9 0
Octroi Department	...	296	14 0
Epidemics	...	6,669	11 0
Garden	...	14,247	10 0
Provident Fund	...	37	10 9
General Hospital	...		
Total, Expenditure A.—Suspense Account		3,07,511	4 3

EXPENDITURE B.—SUSPENSE ACCOUNT

Standing Advances for contingent expenses	...	100	0 0
Unpaid Salary	...	31,157	0 0
Deposits from Contractors	...	1,182	0 0
Profession Tax	...	556	12 0
Unpaid Wages	...	29,869	3 0
Other Deposits	...	3,550	0 0
Provident Fund	...	219	12 0
Total, Expenditure B.—Suspense Account		6,6634	11 0

G. V. DAMLE,
Ag. Chief Accountant.

V. L. GIDWANI,
Municipal Commissioner.

SUMMARY

Receipts.		Disbursements.	
Rs.	a. p.	Rs.	a. p.
3,68,335	12 5		
3,52,962	5 5	3,07,511	4 3
1,78,347	13 0	66,634	11 0
5,31,310	2 5	Total ...	3,74,145 15 3
		5,25,499	15 7
8,99,645	14 10	Total ...	8,99,645 14 10

G. V. DAMLE,
Ag. Chief Accountant.

V. L. GIDWANI,
Municipal Commissioner.

APPENDIX No. 9.

A statement of total income and total expenditure of the Municipal Corporation of Greater Bombay—
(Extended Suburbs).

Year.	Income.	Expenditure.	Difference.	
			Surplus.	Deficit.
	Rs.	Rs.	Rs.	Rs.
1957 (from 1-2-57 to 31-3-57).	3,52,962	3,07,511	45,451	...

G. V. DAMLE,
Ag. Chief Accountant.

V. L. GIDWANI,
Municipal Commissioner.

PART II
C O N T E N T S
(SUBURBS)

	PAGES
(1) Summary of the vital statistics	... i
(2) Review of the year	... 1
(3) Vital Statistics	... 1
(4) Control of communicable diseases	... 2
(5) Sanitary conditions in the merged areas	... 2
(6) Licenseable Trades	... 2
(7) Laboratory work	... 2 & 3
(8) Health Publicity and Propaganda	... 3
(9) Insecticide Services	... 3 & 4
(10) Vaccination	... 4
(11) Supply of Milk to the undernourished children attending Municipal Schools in the Suburbs	5
(a) Milk Feeds on Sundays	... 5
(12) Medical Relief—	... 6
Hospitals (Table 47)	... 36
Maternity Services (Table 48)	... 37
Dispensaries	... 6
(13) General Review	... 6
(14) Tables Nos. 1 to 50 relating to the vital statistics, sanitation and Medical Relief	... 7—36

PART II
SUMMARY OF VITAL STATISTICS
FOR THE YEAR 1956

(1) Area of Suburbs	...	67.81 square miles (43,398.40 acres)
(2) Density of population per acre	...	15.5
(3) Population	{	
{ Census of 1951	...	5,10,250
{ Mid-year estimated for 1956	...	6,72,898
(4) Total live births registered	...	22,239
(5) Birth rate per 1,000 of population	{	
{ Census of 1951	...	43.6
{ Mid-year estimated for 1956	...	33.6
(6) Total deaths registered	...	5,835
(7) Death rate per 1,000 of population	{	
{ Census of 1951	...	11.4
{ Mid-year estimated for 1956	...	8.7
(8) Total deaths among infants (under 1 year)	...	1,576
(9) Infant deaths per 1,000 live births	...	70.9
(10) Maternal Deaths	...	23
(11) Maternal Death Rate per 1,000 of births (including still births) 22,947	...	1.00
(12) Maternal Death Rate per 1000 of live births 22,239	...	1.03
(13) Still Births	..	708
(14) Plague-Deaths	..	Nil.
(15) Cholera-Deaths	...	Nil.
(16) Small-pox—		
(a) Deaths	...	8
(b) Death rate (per 1000 of population)	...	0.0
(17) Influenza—		
(a) Deaths	...	2
(b) Death rate (per 1000 of population)	...	0.0
(18) Tuberculosis—		
(a) Deaths	...	295
(b) Death rate (per 1000 of population)	...	0.3

ANNUAL REPORT OF THE DEPUTY EXECUTIVE HEALTH OFFICER (Subs) FOR 1956.

Preliminary.—Dr. G. N. Kowshik, M.B.B.S., B. Hy., D.P.H. The Deputy Executive Health Officer, continued to be in charge of the Suburban Health Services, throughout the year.

Review of the year.—Sanitary supervision in the entire Suburban merged area comprising of 30 Sections was maintained with a view to improving sanitation by adopting the following measures :—

- (1) Inspection and supervision of premises and their environments with a view to rectification of sanitary defects through the enforcement of sanitary regulations on owners and occupiers.
- (2) Sanitary control over licensable trades.
- (3) Enforcing food sanitation, detection of adulteration food, destruction of unwholesome food and
- (4) Pest control.

Outstanding activities of the year.—"Health and Cleansing Weeks" were arranged to carry on measures to promote health and cleansing of areas was carried out with the help of the local Social Organizations throughout the year. Localities were selected in turns for intensive cleansing and rectification of sanitary defects in the residential premises etc. T. A. B. inoculations and vaccinations against small-pox were done. Health education of the residents of these localities was carried out by exhibiting films on health and sanitation. Food sanitation was also enforced. These campaigns have brought about appreciable improvement in the localities served. The follow-up of these campaigns by local residents however lacked enthusiasm as previously.

MILK-IN-SCHOOL SCHEME

A provision of Rs. 3,00,000 was made to meet the cost of the Scheme in the Suburbs. Out of the 13,334 children detected undernourished only 8,550 children could be included in the Scheme. Each child was given 8 ozs. of toned pasteurised milk per day. Snacks in the form of "Chikki" or fruits (Chiku, Bananas or oranges) were also given to these children from January to March 1956 and thereafter from 3rd September 1956, on working days of the School to supplement the milk feed. A larger number of School children could not be included in the Scheme because the required quota of milk was not available from the Milk Commissioner. Besides this, a scheme of free distribution of milk on Sundays to children under 12 years was also continued during this year at 21 centres in the Suburbs and on an average about 7,770 children received the milk feed on Sundays.

Area and Population.—The total area of the Suburbs included in Greater Bombay is about 43,398 acres (67.81 square miles). The population as enumerated in the census of 1951 was 5,10,250 and the mid year estimated population for 1956 was 6,72,898.

Density of Population.—The mean density of population at present is 15.5 per acre.

Meteorology.—Meteorological data is given in Table 9.

Rainfall.—The total rainfall recorded at Santacruz Observatory was 118 inches as against 95.25 inches in the previous year. The wettest month of the year was July 1956 with 38.74 inches of rain as against 39.59 inches in the month of August 1955.

VITAL STATISTICS

Births and Deaths.—22,239 live births (11,569 males and 10,670 females) were registered during the year as against 20,235 in 1955 showing an increase of 1,904. Total deaths registered were 5,835 as against 5,932 in 1955 showing a decrease of 97. Birth rate was 43.6 and the Death rate was 11.4 per 1,000 population giving a natural increase of 32.2 per 1,000. Part of the increase in registered births was presumably due to more complete registration.

Registration of live births by months in 1955 and 1956 is given in Table 1.

Still births reported during the year were 708 or 3.2 per cent. of live births.

Mortality by Sexes.—Of the total 5,835 registered deaths in the year, 3,145 were males and 2,690 were females.

Mortality by Causes.—Vide Table 35.

Mortality by months.—Vide Table 2 with corresponding figures for 1955

Copies of Birth and Death Registry.—The number of copies of birth and death registry pertaining to the Suburban population issued during the year by Suburban Office (prior to January 1951) :—

Birth Certificates	160
Death Certificates	50

Infant Mortality.—Total deaths among infants under one year numbered 1,576. The infant mortality rate was 70.9 per 1,000 live births for the year 1956 as against 86.2 for 1955. Classification of infant mortality for the year by principal causes and ages is given in Table 4.

Cemeteries.—The cemeteries have not been registered as required by Section 435 of the Bombay Municipal Corporation Act, as full particulars pertaining to them were still not available.

CONTROL OF COMMUNICABLE DISEASES

(a) **Notification.**—Notification of infectious diseases by Medical Practitioners was seen to have much improved.

(b) **Plague.**—No Plague case was reported, but measures for rat destruction were continued.

(c) **Small pox.**—Small-pox caused 31 attacks and 8 deaths. The incidence of this disease was much below the expected cyclical level.

The number of primary vaccinations and revaccinations was 26,306 and 46,887 as against 24,474 and 55,153 respectively in the previous year. Details of Vaccination Service are given under the head "Vaccination."

(d) Cholera was absent.

(e) Influenza was recorded as the cause of two deaths only.

(f) **Enteric Fever.**—397 cases and 41 deaths were reported from this disease as against 490 and 49 respectively in the previous year. Inoculations against typhoid were performed by the Medical Staff as well as by the Private Medical Practitioners to whom T. A. B. Vaccine was supplied free of charge for free inoculations.

(g) **Poliomyelitis.**—Nil.

(h) **Diphtheria.**—409 cases and 24 deaths were reported.

(i) **Cerebro Spinal Meningitis.**—There were two deaths.

(j) **Malaria.**—Malaria was registered as the cause of 3 deaths. Out of 1,128 Blood Smears taken by the Medical Officers in charge of the Municipal Dispensaries, and examined at the Municipal Laboratory none was found positive. Anti-mosquito measures were carried out in all the Wards by the Insecticide Branch as per details given in a separate section of the report.

(k) **Dysentery.**—There were 37 deaths from Dysentery.

(l) **Tuberculosis.**—Tuberculosis took a toll of 295 lives and the death rate was 0.3 per thousand of the population.

OTHER PRINCIPAL DISEASES

(m) There were 120 deaths from the diseases of the respiratory system 20 from Bronchitis, 298 from diarrhoea, 1,229 from Pneumonia, 344 from congenital debility and 749 from senile debility.

(n) **Venereal Diseases.**—The cases reported at the Medical Institutions in the Suburbs were directed to the Venereal Diseases Clinic at 254 Bellasis Road, Bombay.

(o) The Acworth Leprosy Home at Matunga and Leprosy Home at Trombay were taken advantage of for the control of this disease. One Lady Health Visitor for follow up work in Leprosy control in the merged area has been working since July 1951 under the guidance of the Superintendent Acworth Leprosy Home, Matunga. The record of field work done by the Health Visitor is given in Table 11.

Disinfection.—Terminal disinfection of houses was carried out and concurrent disinfection was advised wherever cases of infectious diseases were known to have occurred.

SANITATION

Measures to improve sanitation comprised of attention to:—

(a) Premises Sanitation and (b) Food Sanitation.

(a) Premises sanitation included inspection of premises and their environments, taking measures to remedy the defects, ensuring provision of adequate sanitary conveniences and control over licensable trades, etc.

SANITARY CONDITIONS IN THE MERGED AREAS

The sanitary conditions in the merged Suburban areas has improved in several aspects.

Sanitary control of premises.—Sanitary requisitions were enforced with regard to legitimate grievances and complaints (*Vide* Table 10 and 13).

Licensable Trades.—Licenses were issued to all such trades as were found conducted in the Municipal limits with a view to enforcing on them the minimum of hygienic and sanitary requirements. Such enforcements necessitated statutory actions and prosecutions in several instances.

(b) **Food Sanitation.**—This included supervision and control through licensing of food shops and establishments, inspection of food stuffs exposed for sale and seizure and destruction of food found unwholesome or unfit for human consumption *Vide* Table 14.

The Prevention of Food Adulteration Act 1954 could not be enforced due to certain technical difficulties; the sampling of food stuff was not done. Special attention was, however, paid to sampling of milk under the Bombay Municipal Corporation Act.

LABORATORY WORK

The total number of samples examined during the year was 3,715. Of these 1,070 samples were examined chemically and 2,645 bacteriologically.

The examination of samples of Milk from the Government Milk Distribution Centres all over Greater Bombay was continued during the year and 117 milk samples were examined from different Milk Centres in the Suburbs.

CHEMICAL.

Food Stuffs.—226 samples of Food-stuff were examined *Vide* Table 12.

Water.—60 samples of water were examined as shown below:—
60 from wells.

Of these 53 samples were found to be unfit for potable purposes.

Urine.—641 samples of Urine were examined chemically during the year under report.

Miscellaneous.—143 samples of miscellaneous nature were examined and included 57 chemicals.

BACTERIOLOGICAL AND CLINICAL

2,645 samples were examined bacteriologically including 1,128 Blood smears for the detection of Malarial Parasites.

Water.—35 samples of water were examined as under:—

17 from wells and
18 from other sources
—
35
—

Of these, 16 well water samples and 7 samples from other sources were found to be unsatisfactory for potable purposes.

Samples for Diagnostic purposes.—2,602 samples for diagnostic purposes were examined as under:—

Blood for Malarial parasites	... 1,128
Blood for Different Count	... 425
Blood for Total Count	... 706
Sputum for T. B.	... 35 (7 positive)
Sputum for Other Tests	... 4 (2 positive)
Swabs for Diphtheria	... 108
Smears for Gonococci	... 6 (3 positive)
Stools for General Examination	... 187 (92 positive)
Semen	... 3
	—
Total	... 2,602

Miscellaneous.—8 samples of a miscellaneous nature were examined as under:—

Inject'on Glucose	... 6
Miscellaneous Food-stuff	... 2

HEALTH PROPAGANDA AND PUBLICITY IN THE SUBURBS

The Publicity Section of the Public Relations Department in which the former Health Publicity Section of the Public Health Department was merged in February 1956 organised during the year 75 health education film-shows in different parts of the Suburbs when documentaries relating to prevention of communicable diseases like small-pox, typhoid and other aspects of public health were screened. Over 47,500 persons viewed these documentaries.

As an additional step towards intensifying the preventive drive against small-pox, typhoid and plague, 83 mass vaccination and 60 mass anti-typhoid (sixty campaigns) and 2 mass anti-plague inoculation campaigns were arranged with the help of the publicity vans. Nearly 11,000 persons accepted vaccination (including re-vaccination), 6,000 persons were given anti-typhoid inoculation and eleven persons were given anti-plague inoculations on the spot. Instructions regarding other preventive measures were also broadcast through the microphone during these campaigns.

A special health stall was put up during the St. Mary's Fair, which comprised cut-outs, and show cards on health subjects. Mass Vaccination as well as inoculation campaigns were also carried out. The stall was visited by a large number of visitors. A similar stall was also put up at the exhibition hall at St. Andrew's High School, Bandra. Also stalls on Maternity and Child Welfare were put up at Ghatkopar.

The publicity unit also carried out propaganda through posters, leaflets, and talks during intensive cleansing campaigns on Saturdays.

Posters and folders were also supplied to various institutions for health publicity in their areas.

CLEANSING CAMPAIGNS

With a view to keeping alive the interest and enthusiasm with regard to Health and Cleanliness Weeks, intensive cleansing campaigns were continued weekly in all the Suburban Wards in turn in which Municipal services and voluntary effort were co-ordinated and pressed into service with appreciable results. The number of such campaigns was 56. The citizens were exhorted to form Building or Chawl Committees and to maintain environmental sanitation.

In order to facilitate consistent and uninterrupted health propaganda and publicity in the Suburbs, a Health Publicity Van will soon be put into commission exclusively in the Suburbs.

INSECTICIDE BRANCH

Insect control measures during the year were mainly directed against:—

- Malaria Vector Mosquito (*A. fluviatilis*) in the affected villages.
- House-flies.
- Culicine Mosquitoes, especially vectors of *W. bancrofti*, in affected villages in which filariasis is evident from the existence of elephantiasis, etc., among the local population, and.
- Chironomidae, a seasonal, non-biting midge, found to breed along the borders of the Sion Creek and causing severe nuisance in the neighbourhood.

The malaria vector mosquito was effectively controlled through residual spraying of houses in the villages regularly once a quarter.

Spraying, dusting and fogging with suitable insecticides gave satisfactory results in controlling house-flies as well as culicine Mosquitoes.

Weekly larvicidal measures were regularly instituted in Kurla Village and Vile-Parle Gaokhan to deal with the culex mosquito known to be the vector of filariasis prevalent in these areas as a localised infestation. Similar measures were instituted also in five other areas as shown in the Table 49 with appreciably good results. Radical measures to liquidate the breeding places of the vector mosquito in all these areas are planned to be carried out in stages.

The insecticides used (*Vide* Table 38) included Diazinon reported to be effective against D. D. T. resistant insects.

The position as regards the presence of Anopheles mosquitoes in the Suburbs is summarised in Tables 39 and 40.

Evidence of the existence of Malaria as indicated by "spleen rate" is shown in Table 41 Wardwise.

The old and disused wells present serious problems in mosquito control and the statement in Tables 42 and 43 annexed show details about wells rendered mosquito proof by either filling in or covering with cement concrete.

Aedes Aegypti Survey

A deputation of medical entomologists from the Delhi Malaria Institute visited and surveyed the areas in and around the Santacruz Airport for Aedes fauna. Their findings confirmed our observation records that the vector of yellow fever Aedes aegypti is not found to breed in these places.

VACCINATION

All the 26 Vaccination Stations continued working during the year under review.

As usual stocks of vaccine lymph brought from the Central Vaccine Depot, Parel, were stored in the Local Depots for speedy distribution to the suburban staff during vaccination work.

The incidence of small-pox was very low during the year under report, a few sporadic cases occurred during the usual seasons. However, precautionary measures such as temporary stations, mass vaccination campaigns amongst labour localities and vagrant camps, with the help of the propaganda van were continued throughout the year in the Suburbs. Vaccination was done in certain institutions on request and also in the Municipal Schools during the year.

The following table shows the attacks and deaths from small-pox in the suburbs since merger :—

Small-pox.—(A=attacks D=Deaths) in years.

1951		1952		1953		1954		1955		1956	
A	D	A	D	A	D	A	D	A	D	A	D
302	66	54	14	49	14	53	12	18	5	30	4
						(5 imported)					

Inspection of Results

The results of primary vaccinations were checked by Vaccinators. They were re-checked personally by the Senior Vaccinator (Suburbs) in 2,891 cases.

The rate of successful vaccination was 99.78 per cent.

On checking the vaccinators' work in a number of cases that visited the stations for showing results on the 8th day after vaccination, the results were found satisfactory. Such inspections also ensured that the vaccine lymph used was consistently of good potency.

The results of re-vaccination were checked only in the cases of those who called again to obtain certificate in the International Form.

Postponement of Primary Vaccination

During the period under review, primary vaccination was postponed in only 28 cases in which valid certificates were received.

Prosecutions

No prosecutions were launched for failure either to bring infants for vaccination or to present them for inspection seven days after the operations.

Ill Effects from Vaccination

No serious ill-effects due to vaccinations were observed or reported during the year.

SCHOOL HEALTH SERVICE

The School Health Service in respect of the Municipal Primary Schools in the Suburbs was started from 3rd March 1955. The service covered all the pupils in Standard I to IV and V to VII numbering 36,932 and 7,970 respectively in about 136 schools including "Classes."

Systematic medical inspection of the pupils in the first four Standards has been completed during the last two years i.e. from March 1955 to 1957. In the year 1956-57, 14,401 pupils have been examined (7,982 boys and 6,419 girls) from 81 schools including "Classes", out of whom (5,657 boys and 4,086 girls) were found to have one or more physical ailments.

Amongst the ailments detected: General Debility, Enlarged Glands and defects of Teeth, Mouth and Throat predominated as the following table shows:—

In the total 15,446 defects detected, the percentage for individual defects worked out as follows:—

	Per centage.
(1) General debility	... 45.10
(2) Auro-Dental (Mouth and Teeth)	... 32.05
(3) Throat	... 14.71
(4) Skin (contagious)	... 0.54
(5) Enlarged Glands	... 4.40
(6) Eye (External)	... } 2.66
(7) Eye (Vision)	... }
(8) Heart (circulation)	... 0.059
(9) Nose	... 0.43
(10) Lungs including T. B.	... } 0.15
(11) Nervous system	... }
(12) Mental capacity	... } 2.44
(13) Ear	... 0.58
(14) Leprosy	... 0.01
(15) Spleen	... 0.039
(16) Liver	... 0.026
(17) Deformities of bones and Rickets	... 0.03

The detected defects were communicated to the guardians of the children and most of them consented to their wards being given treatment at the Municipal Medical Institutions. Minor ailments amongst the children were treated at the nearest Municipal Dispensaries in the Suburbs as well as at the Bhabha Hospitals, Bandra and Kurla (379 students from the Suburban schools have availed of this arrangements), while cases with major ailments were directed to the larger Hospitals in the City. The two Assistant Medical Officers (Schools) contacted 178 parents in the schools and explained to them the necessity of the medical treatment to their children.

All the Municipal Primary Schools in the Suburbs were supplied with the emergency out-fit including medicaments to treat scabies, ringworm etc.

Health Education and Follow up Work

About 80 Health Talks on Hygiene including personal hygiene were given to the children in the schools by the two Assistant Medical Officers and deficiencies and defects in school premises noted by them were reported to the Municipal Departments concerned for necessary action.

Anti-Diphtheria inoculation work has been started in the Suburban Schools from 28th August 1956 and 7,735 students from 93 schools have been inoculated by two Doctors of the School Health Organization.

At the sports, mass-drills, meetings, etc., organised by the Education Department at different places in the Suburbs, viz., Bandra, Chembur, etc., the School Medical Officers were in attendance to render 'First Aid' to the injured participants.

Milk and Snacks in Schools to the undernourished children.—The Milk-in-School Scheme which was extended to the Suburban Municipal Schools since 15th July 1953 was continued during the year and in all 8,550 detected under-nourished children from 68 Municipal Schools received 8 ozs. of toned pasteurised milk each on every school working day.

Snacks.—Supplementing the milk-feed with snacks was continued during this year also.

Milk feed on Sundays.—The scheme for free supply of milk on Sundays to the children under 12 years of age was continued as before at 21 centres.

The total expenditure incurred during the year on the supply of milk and snacks amounted to about Rs. 2,07,462 as detailed below:—

	Rs.
(1) Milk to undernourished school children	... 1,21,188
(2) Snacks to undernourished children	... 47,140
(3) Sunday Milk Scheme	.. 39,134
Totals	... <u>2,07,462</u>

MEDICAL RELIEF

The Municipal Institutions rendering Medical Relief in the merged Suburban area during the year under report were as follows:—

- (1) Khershedji Behramji Bhabha Hospital and Sir Cawasji Jehangir Readmoney Dispensary, Bandra.
- (2) Municipal Free Dispensary at Kherwadi, Khar (East).
- (3) Yeshodabai Monji Vora Dispensary, Tejpal Road, Vile-Parle (East).
- (4) N. J. Wadia Dispensary, Ghodbunder Road, Andheri.
- (5) Municipal Free Dispensary at Squatters' Colony, Jogeshwari.
- (6) Municipal Free Dispensary at Khoja Gulli, Versova.
- (7) Khan Bahadur H. K. Bhabha Hospital and Bai Mithibai Hormusji Wadia Main Dispensary, Kurla.
- (8) Bai Mithibai Hormusji Wadia Branch Dispensary, Old Kurla.
- (9) Seth Dwarkadas Tribhuwandas, J.P., Municipal Dispensary and Maternity Home, Chembur.
- (10) Municipal Free Dispensary and Shamabai Vithaldas Khimji Municipal Maternity Home, Rajawadi, Chatkoper.
- (11) Municipal Free Dispensary, Bhandup.
- (12) Two Mobile Dispensaries of the Peoples' Mobile Hospitals.

One Municipal Mobile Dispensary also rendered service in those villages, which are not served by the hired Mobile Dispensary units of the Peoples Mobile Hospitals.

To meet the growing demand on medical relief services steps to provide more dispensaries at convenient sites have been taken. Proposals to construct a twenty-bedded Maternity Home in the compound of the N. J. Wadia Dispensary, Andheri and a fifty-bedded General Hospital at Rajawadi, Ghatkopar, have been sanctioned and the construction of buildings for the latter of these has been in progress.

A new Municipal Maternity Home in the compound of the N. J. Wadia Dispensary, Ghodbunder Road, Andheri is proposed to be started shortly.

DISPENSARIES

In addition to the two dispensaries attached to the above two Hospitals at Bandra and Kurla, there are nine Municipal Free Dispensaries, viz., at Andheri, Vile-Parle, Old Kurla, Chembur, Bhandup, Jogeshwari, Versova, Rajawadi and Kherwadi respectively.

Table 7 shows the cases treated at the Municipal Free Dispensaries during the year under report.

Medical relief is also rendered in the villages in the Suburban merged areas through three mobile dispensary units according to a planned programme.

GENERAL REVIEW

The greater portion of the Suburbs is undrained and unsewered. A good many premises have either inadequate, or objectionable or inefficient sanitary conveniences and some have none at all. Statutory actions were, therefore, taken wherever possible to enforce provision of appropriate and adequate sanitary accommodation.

Sanitary conditions in the numerous villages, 'Gaathan' and outlying habitations have been far from satisfactory, but the intensive cleansing campaigns as well as the village improvement schemes have improved conditions in several of them. Nothing short of slum clearance schemes will improve materially the sanitation of such area, however. All other available measures and expediency are, however being adopted in order to remove insanitary conditions in the Suburbs.

TABLE 1
BIRTHS BY MONTHS IN 1955 AND 1956

Period.	MONTHS.												Total.	
	Jan.	Feb.	March.	April.	May.	June.	July.	Aug.	Sept.	Oct.	Nov.	Dec.		
(1)	(2)	(3)	(4)	(5)	(6)	(7)	(8)	(9)	(10)	(11)	(12)	(13)	(14)	
1955	...	1,468	1,268	1,456	1,351	1,472	1,498	1,673	1,743	1,877	2,047	1,891	2,591	20,335
1956	...	1,558	1,470	1,464	1,627	1,680	1,747	1,728	1,825	1,959	2,293	2,198	2,690	22,239

TABLE 2
DEATHS BY MONTHS—1955 AND 1956

Period.	MONTHS.												Total.	
	Jan.	Feb.	March.	April.	May.	June.	July.	Aug.	Sept.	Oct.	Nov.	Dec.		
(1)	(2)	(3)	(4)	(5)	(6)	(7)	(8)	(9)	(10)	(11)	(12)	(13)	(14)	
1955	...	443	420	459	454	483	471	569	566	527	542	478	520	5,932
1956	...	520	447	471	448	455	416	546	447	474	515	518	578	5,835

TABLE 3
Municipal Maternity Homes
The accommodation and the admission in each home during 1956

Name of the Maternity Home	No. of cases admitted	No. of Beds.
(1) K. B. Bhabha Hospital Bandra	...	30
(2) K. B. Bhabha Hospital, Kurla	...	13
(3) Municipal Maternity Home, Chembur	...	18
(4) S. V. K. Municipal Maternity Home, Ghatkopar	...	20
Total	...	81

TABLE 4
INFANT MORTALITY FROM PRINCIPAL CAUSES FROM (1951-56)

Causes of Death.	1951	1952	1953	1954	1955	Annual average 1951 to 55	1956	Difference between (a) and (b)
						(a)	(b)	
Poliomyelitis	2	...	-2
Small-pox	5	...	-5
Measles	4	...	-2
Malaria Fever
Ague and Remittent Fever and Fever not defined
Diarrhoea and Enteritis	108	154	+46
Dysentery	7	3	-4
Infantile Debility and Malformation including stillbirths	936	823	-113
Diseases of Respiratory system	427	454	+27
Convulsions	34	9	-25
Other Causes	155	125	-30
Total	...	1,567	1,721	1,780	1,648	1,753	1,694	-118

TABLE 5

Infant Deaths from principal causes by age groups in 1956, Expressed as Percentages of the Total Infant Deaths

Age-Period.	Small-pox.	Measles.	Malarial fever.	Ague and Remittent Fever and fever, not defined.	Diarrhoea and Enteritis.	Dysentery.	Infantile Debility and Malformation, including premature births.	Diseases of the Respiratory system.	Convulsions.	Polio-myelitis.	Other causes.	All causes.
Under 7 days	0.8	...	87.2	3.2	1.0	...	7.8	100.0
1 to 4 weeks...	0.4	6.9	...	69.0	15.3	8.4	100.0
4 weeks to 6 months.	1.1	17.8	0.3	21.2	53.8	0.6	...	5.2	100.0
6 to 12 months	...	0.6	...	0.3	19.3	0.6	9.5	58.7	0.3	...	10.7	100.0
Total percentage for all ages upto 1 year.	...	0.1	...	0.4	9.8	0.2	52.2	28.8	0.6	...	7.9	100.0

TABLE 6

Deaths among Infants from Principal Causes by age periods in 1956

Age period.	Small-pox.	Measles.	Malarial fever.	Ague and Remittent Fever and fever, not defined.	Diarrhoea and Enteritis.	Dysentery.	Infantile Debility and Malformation and premature birth.	Diseases of Respiratory system.	Convulsions.	Polio-myelitis.	All causes.	Percentage to the total infant death
Under 7 days.	5	...	526	19	6	...	47	60.3
1 to 4 weeks...	1	19	...	189	42	23	27.4
Total under 4 weeks.	1	24	...	715	61	6	...	70	87.7
4 weeks to 6 months.	4	63	1	75	190	2	...	18	35.3
6 to 12 months.	...	2	...	1	67	2	33	203	1	...	37	34.6
Total	...	2	...	6	154	3	823	454	9	...	125	157.6

TABLE 7

Number of new cases treated and total attendances at the Municipal Free Dispensaries in Suburbs during the year 1956 :—

Serial No.	Name of the Dispensary.	No. of cases treated	Total attendances
1	Sir Cowasji Jahangir Ready-money Dispensary, Waterfield Road, Bandra	35,775	2,38,610
2	Yeshodabai Monji Vora Dispensary, Vile Parle	25,264	1,74,344
3	N. J. Wadia Dispensary, Andheri	65,876	1,71,055
4	Municipal Free Dispensary at Squatters' Colony, Jogeshwari	13,220	73,176
5	Bai Mithibai Hormusjee Wadia Main Dispensary, Kurla	99,501	2,41,009
6	Bai Mithibai Hormusjee Wadia Branch Dispensary, Old Kurla	17,440	71,570
7	Seth Dwarkadas Tribhuvandas J. P. Municipal Dispensary, Chembur	23,446	1,36,683
8	Municipal Free Dispensary, Bhandup	18,020	1,06,071
9	Municipal Free Dispensary, Versova	9,927	64,600
10	Municipal Free Dispensary Rajawadi, Ghatkopar	11,350	69,215
11	Municipal Free Dispensary, Kherwadi, Bandra	13,457	35,822
12	Mobile Medical Unit, Andheri	11,900	32,035
13	Mobile Medical Unit, Ghatkopar	9,107	46,478
14	Mobile Medical Unit, Kurla	13,222	32,467
		3,07,505	14,95,135

Nos. 9 and 10 started functioning from 1st of February 1955 and 1st of January 1955 respectively.

TABLE 8

ATTENDANCE AT ALL THE MUNICIPAL GENERAL DISPENSARIES IN MOBILE UNITS SUBURBS DURING 1956

Description of diseases.	Jan.	Feb.	March	April	May	June	July	Aug.	Sept.	Oct.	Nov.	Dec.	Total
Measles ...	1	6	2	3	2	2	16
Whooping Cough	17	28	25	17	51	11	11	24	24	18	7	33	266
Dengue
Influenza	1	1
Dysentery ...	606	632	756	773	769	883	883	975	981	928	1,027	1,080	10,293
Diarrhoea ...	1,856	1,799	1,886	1,842	1,944	2,234	2,441	2,486	2,305	2,621	2,975	3,087	27,476
Malarial Fever
Filarial infection	1	1
Fever not defined	3,058	2,784	4,319	3,518	3,176	3,211	3,180	3,419	3,706	4,058	3,936	3,728	42,093
Bronchitis and Asthma ...	1,952	1,723	2,580	2,071	1,735	1,794	1,945	2,285	2,341	2,435	2,046	1,919	24,826
Pneumonia ...	112	161	263	167	187	189	217	230	258	241	131	143	2,299
Diseases of Teeth	432	407	482	380	433	452	462	500	488	565	496	421	5,518
Ophthalmia ...	518	377	447	397	487	442	378	541	499	510	530	531	5,657
Corneal Ulcer ...	103	108	159	98	102	102	85	112	104	104	39	49	1,165
Ringworm ...	464	291	463	410	445	391	393	488	468	482	394	420	5,109
Scabies ...	777	738	838	757	801	868	801	847	997	1,199	854	879	10,356
Round Worms...	863	759	856	785	819	968	852	983	1,187	1,408	955	1,077	11,512
All other diseases and injuries ...	11,133	11,725	15,087	12,316	12,363	13,972	13,034	13,944	14,325	14,923	12,936	12,367	158,125
Total-New cases	21,892	21,538	28,164	23,534	23,314	25,517	24,682	26,834	27,685	29,493	26,326	25,734	3,04,713
Total attendance	107,460	111,064	1,30,725	1,10,272	1,10,314	1,23,870	1,24,972	1,29,519	1,32,795	1,42,755	1,30,581	1,39,458	14,93,785

TABLE 9

METEOROLOGICAL DATA OF SANTA CRUZ OBSERVATORY FOR THE YEAR 1956

Latitude 19°05' N

North Longitude 72°53' E

Months 1956	WIND		TEMPERATURE							RAIN FALL							
	Direction	Mean Velocity in miles per hour during 24 Hours	Mean Maximum temperature.	Departure from normal	Highest in Month	Mean minimum temperature	Departure from normal	Lowest in month	Humidity at 8 Hrs.	Mean Departure from Normal %	Total rain fall in month (Inches)	Departure from Normal	Highest fall in one day		Minimum fall in one day		Number of rainy days
													Inches	Date	Inches	Date	
January ...	N76E	0.6	86.0	+ 1.8	93	61.5	+ 1.9	56	72	+ .7	0.00	- 0.14	0.00	...	0.00	...	0
February ...	N68E	1.2	88.3	+ 3.4	93	62.0	+ 1.7	56	53	- .9	0.00	- 0.08	0.00	...	0.00	...	0
March ...	N64E	1.6	94.7	+ 6.6	107	67.7	+ 1.6	61	65	- 5	0.00	- 0.05	0.00	...	0.00	...	0
April ...	N31E	3.2	93.3	+ 3.6	99	74.9	+ 2.5	70	67	- 3	0.00	- 0.00	0.00	...	0.00	...	0
May ...	S52W	3.5	90.3	+ .0	97	78.2	+ 1.0	73	75	+ 3	3.78	+ 3.13	1.90	16th	0.02	31st	9
June ...	S29W	6.4	87.9	- 0.6	90	78.1	- 0.5	73	83	+ 6	27.61	+ 8.55	6.92	30th	0.01	6 7th	18
July ...	S82W	11.9	84.2	- 1.3	87	76.2	- 0.5	73	83	+ 2	38.74	+ 14.47	5.93	31st	0.12	16th	29
August ...	S83W	8.1	83.8	- 0.8	86	76.1	+ 0.9	73	85	+ 3	24.06	+ 10.67	6.92	1st	0.02	29th	30
September ...	S68W	4.1	84.5	- 0.6	87	75.5	+ 1.4	73	86	+ 1	18.46	+ 8.07	4.83	26th	0.01	30th	14
October ...	N89E	2.5	90.2	+ 0.9	95	73.0	+ 1.3	67	77	- 5	4.99	+ 2.45	2.33	7th	0.02	3 11th	9
November ...	N62E	3.6	89.6	- 0.5	94	70.2	+ 4.6	64	65	+ 5	0.36	- 0.17	0.18	23rd	0.01	11th	20
December ...	N81E	1.4	88.6	+ 0.6	92	62.5	+ 2.3	56	67	+ 2	0.00	- 0.08	0.00	...	0.00	...	0

* Days on which cents or more of rain was recorded.

TABLE 10

Statutory actions under the B. M. C. Act—1956:

Total No. of notices served	3,635
Number complied with	1,423
Notices withdrawn	2
Number pending (disputed or not served)	190
Number cancelled	3
Number of notices issued in 1956.	4,557

TABLE 11

'FIELD WORK' DONE BY THE HEALTH VISITOR OF THE LEPROSY CLINIC IN THE SUBURBS DURING THE YEAR 1956.

(1)	Number of Patients who ceased attending and who were persuaded to resume treatment is:—			
		Ceased	...	60
		Persuaded	...	21
(2)	Contacts examined in Homes	240
(3)	Contacts brought to the clinic	63
(4)	Leprosy patients discovered by examination of contacts...	20
(5)	Visits to the Homes of the patients:—			
		First	...	122
		Subsequent	...	954
(6)	Talks on leprosy given	80
(7)	Homes wherein isolation was arranged	Nil

TABLE 12

FOOD STUFFS EXAMINED CHEMICALLY AT THE MUNICIPAL LABORATORY IN 1956.

Description of samples:	Total Number received.	Number found adulterated.
(1)	(2)	(3)
Milk	177	27
Ghee	4	2
Butter	1	..
Edible Oils	12	2
Prepared Tea	6	...
Turmeric Powder	1	...
Chikki (Snacks)	1	..
Miscellaneous	24	...
Total	226	31

TABLE 13

Prosecutions under the Bombay Municipal Corporation Act and the Bombay Prevention of Adulteration Act in 1956.

	Under Bombay Municipal Corporation Act.	Under Bombay Prevention of Adulteration Act.
(1) Number of Cases outstanding as on 1st January 1956	608	236
(2) Number of Cases filed during the year	2,150	Nil
Total Cases	2,758	236
Less—		
(1) Number of cases disposed off during the year	1,734	187
(2) Number of cases in which proceedings were abated during the year	4	Nil
(3) Number of cases outstanding as on 1st January 1957	1,115	Nil
Total amount of fines inflicted	Rs. 18,794 14 0	Rs. 645 0 0

TABLE 14

Food seizure and destruction in the enforcement of Sections 415 and 416 of the Bombay Municipal Corporation Act—1956.

Fruit (Fresh)	1,512 Dozens
Fruits (Dry)
Tins of preserved fruits
Jam tins
Potatoes	232 lbs.
Pickles
Vegetables	1,376 lbs.
Grains
Chillies
Biscuits
Beacon
Fish (Fresh baskets)
Fish (Dry) or tinned
Onions lbs	189 lbs.
Flesh tinned
Indian Sweetmeats	8,161 lbs.
Sterilised Milk	659 lbs.
Condensed Milk
Tea or Coffee
Gur	106 lbs.
Curds	50 lbs.
Sugarcane Juice
Milk	100 lbs.
Dates	75 lbs.
Other prepared food	2,028 lbs.

TABLE 15

Small-pox attacks and deaths by months from 1951 to 1956.

year	January	February	March	April	May	June	July	August	September	October	November	December	Total	Death rate.	Fatality rate.	Remarks.
1951																
Attacks ...	A 45	80	76	43	41	9	2	4	1	1	302	0.1	21.8	Sporadic.
Deaths ...	D 12	13	24	5	6	2	1	2	1	...	66			
1952																
Attacks ...	A 12	12	9	12	2	3	2	1	1	54	0.0	25.9	Do.
Deaths ...	D 3	4	3	2	...	2	14			
1953																
Attacks ...	A 6	6	10	10	7	5	1	2	2	49	0.0	28.6	Do.
Deaths ...	D 4	2	1	3	2	1	1	14			
1954																
Attacks ...	A 4	9	13	12	8	1	3	1	1	1	53	0.0	22.6	Do.
Deaths ...	D 1	4	2	3	2	12			
1955																
Attacks ...	A 1	...	5	6	1	2	2	1	18	0.0	27.7	Do.
Deaths ...	D	1	1	...	1	1	1	5			
1956																
Attacks ...	A 1	2	...	5	3	3	2	2	...	3	6	4	31	0.01	25.8	Do.
Deaths ...	D 1	3	1	...	2	...	1	...	1	8			

TABLE 16

Deaths due to Tuberculosis by Sex and Type of Disease

	1953		1954		Total Deaths.		Death Rate
	Male	Female	Male	Female	Male	Female	
Pulmonary	113	79	192	...	0.4
Other T. B.	44	59	103	...	0.2
All forms	157	138	295	...	0.6

TABLE 17

Enforcement of Sanitation—1954.

	No. of Inspections, etc. by	
	Medical Officers of Health	Medical Assistants, San. Inspectors and Sub-inspectors
<i>A.—Nature of Inspections or premises visited—</i>		
(1) Dwelling Houses	1,161	10,573
(2) Milch cattle stables	454	1,693
(3) Other stables	110	393
(4) Dairies and Milk Shops	567	1,659
(5) Eating Houses	615	2,665
(6) Other premises where food is sold	261	785
(7) Aerated water works	13	44
(8) Other workshops and Factories	261	681
(9) Accumulations of refuse	163	753
(10) Building works	90	443
(11) Drains and Fittings	342	1,353
(12) Other Inspections and Inquiries	736	1,721
(13) Markets	11	129
Total No. of Inspections	4,684	22,892
<i>B.—Works, etc., completed—</i>		
(1) <i>Dwellings—</i>		
(a) Limewashed	186	553
(b) Water supply provided
(c) Cleaned and Refuse removed	50	161
(d) Insanitary Dwellings evacuated	170	836
(2) <i>Stables—</i>		
(a) Paved and Drained	5	23
(b) Cleaned and Refuse Removed	111	588
(c) Licence cancelled
(3) <i>Eating Houses, Dairies, etc.—</i>		
(a) Regulations enforced	91	330
(b) Licenses cancelled	...	1
(4) <i>Factories and Workshops—</i>		
(a) Limewashing, etc., carried out	28	82
(5) Drains, etc., repaired	65	372
(6) Privies abolished	...	50
(7) New Water-closets provided	...	40
(8) Accumulation of refuse removed	154	583
(9) Other works completed	317	634
Total sanitary work completed	1,177	4,253

TABLE 18

Mortality by Age Groups in 1954, 1955 and 1956

Age period.	1954		1955		1956			Percentage of total mortality.
	Deaths.	Percentage of total mortality.	Deaths.	Percentage of total mortality.	Male (a)	Female (b)	Persons. a+b	
Under 1 year	1,648	26.8	1,753	29.6	884	692	1,576	27.0
1 to 5 years	1,307	21.3	1,074	18.1	436	572	1,008	17.3
5 to 10 years	242	3.9	194	3.3	84	96	180	3.1
10 to 15 years	90	1.5	71	1.2	51	43	94	1.6
15 to 20 years	125	2.0	133	2.2	56	56	112	1.9
20 to 30 years	452	7.4	464	7.8	211	249	460	7.9
30 to 40 years	390	6.3	376	6.3	217	163	380	6.5
40 to 50 years	415	6.8	335	5.6	261	116	377	6.5
50 to 60 years	379	6.2	369	6.2	286	129	415	6.1
60 years and above.	1,097	17.8	1,163	19.7	659	574	1,233	21.1
Total	6,145	100.0	5,932	100.0	3,145	2,690	5,835	100.0

TABLE 19

Deaths and death rates from Epidemic and principal causes

Causes of Death.	1955		1956	
	Deaths	Death-rate	Deaths	Death-rate
<i>Principal Epidemic Diseases.</i>				
Small-pox	5	0.00	8	0.01
Measles	6	0.01	8	0.01
Plague
Enteric Fever	49	0.09	41	0.08
Malarial Fever	4	0.00	3	0.00
Ague and Remittent Fever	2	0.00	...	0.00
Influenza	1	0.00	2	0.00
Cholera
Dysentery	29	0.05	37	0.07
Diphtheria	43	0.08	24	0.04
<i>Other Principal Diseases.</i>				
Tuberculosis	252	0.49	295	0.57
Cerebro-Spinal Fever	2	0.00
Diseases of the Nervous System	139	0.27	172	0.33
Diseases of the Respiratory System	1,344	0.63	1,369	2.68
Diarrhoea and Enteritis	229	0.45	298	0.58
Puerperal State	21	0.04	17	0.03
Congenital Debility and Diseases of early Infancy	945	1.85	845	1.65
Old Age	743	1.46	749	1.46
Leprosy	2	0.00
Violence	386	0.76	401	0.78
Other Causes	1,734	3.44	1,562	3.06

TABLE 20
Certification of Cause of Death in 1956.

Year	Total Deaths	Verified by District Registrars	Medical officers of Hospitals	Private Medical Practitioners	Hakims and Vaidyas	Commissioner of Police	Coroner of Bombay	Total	Percentage of Total Certificates received to the Total Mortality
1951...	5,205	3,357	858	799	2	3	186	1,848	35.5
1952...	6,005	4,082	893	876	3	5	146	1,923	32.02
1953...	6,528	5,340	105	731	1	6	345	1,188	18.2
1954...	6,145	3,802	990	904	7	5	437	2,343	38.1
1955...	5,932	3,407	1,033	933	3	3	553	2,525	42.6
1956...	5,835	3,084	1,181	993	2	4	571	2,751	47.1

TABLE 21

The number of children born in and out of Bombay who died before completing twelve Months of age in 1956 :—

	Born in Bombay Suburbs.		Born out of Bombay.	Deaths under 1 year of age.
	Births Registered.			
	Before death.	After death.		
Total	832	506	178	1,576
Percentage	56.1	32.1	11.3	100.0

TABLE 22

Deaths in Puerperal state :—

No.	Specific Cause of Death.	Number of Deaths.
1	Ante-partum Haemorrhage	2
2	Post-partum Haemorrhage	7
3	Toxaemias (Eclampsia, Hyperemesis Gravidarum, Acute Yellow Atrophy Albuminuria)	4
4	Puerperal Sepsis (Septaemia, Septicaemia, Phlegmiasis, Algodolens, Coli Infection, etc.)	4
5	Embolism	...
6	Shock during or immediately after delivery	...
7	Anaemia of Pregnancy	...
8	Malaria	...
9	Influenza, Pneumonia	...
10	T. B.	...
	Complications of Pregnancy	
11	Heart Disease	...
12	Operative Interference	...
13	Ruptured Uterus	...
14	Breast Disease	...
15	Puerperal Insanity	...
16	Other Causes	6
	Total	23

TABLE 23

Reported Enteric Fever cases by months in 1956.

Disease	MONTHS,												Total.
	Jan.	Feb.	March.	April.	May.	June.	July.	Aug.	Sept.	Oct.	Nov.	Dec.	
Enteric Fever	22	23	17	22	21	40	30	63	36	44	47	32	397

TABLE 24

Particulars relating to Enteric Fever Since 1951.

Year.	Attacks.	Deaths.	Fatality Rate.	Death Rate.	Hospitalisation.	Cases notified by Medical Practitioners.	Inoculations.	Attacd. Rate.
1951	277	48	17.3	0.1	210	67	12,229	0.5
1952	298	53	17.8	0.1	233	65	20,115	0.6
1953	359	58	16.2	0.1	350	9	13,596	0.7
1954	397	42	10.6	0.1	395	2	22,501	0.8
1955	490	49	10.0	0.09	480	10	21,271	0.1
1956	397	41	10.3	0.08	394	3	17,067	0.8

TABLE 25

Reported Diphtheria cases by months in 1956.

Disease	MONTHS.												Total.
	Jan.	Feb.	March.	April.	May	June.	July.	Aug.	Sept.	Oct.	Nov.	Dec.	
Diphtheria.	30	23	31	20	20	22	55	48	29	31	45	55	409

TABLE 26
Births by Sex in 1956.

Serial No. of Sections.	Name of Section. [B.—Suburbs]	No. of Births Registered.			No. of Births per 1,000 of population of 1951 CENSUS	Deaths under one year per 1,000 of Births.
		Males.	Females.	Total.		
1	Slaughter House, Bunder wadi and Bazar, Bandra	370	334	704	44.2	42.6
2	Colwad and Bandra Hill	233	209	442	35.8	36.2
3	Palli Hill, Sherli and Chimbai	203	185	388	33.1	41.2
4	Danda	210	209	419	44.3	105.1
5	Khar Scheme and Chandawallaki Wadi	639	562	1,207	48.8	68.3
6	Khar and Pali	251	223	474	33.3	61.2
7	Hill Road and Turner Road	283	271	554	38.1	48.7
8	Santacruz West	206	175	381	39.1	60.4
9	Santacruz Central	289	243	532	38.2	52.6
10	Santacruz East	705	684	1,389	45.4	59.8
11	Vile-Parle East	736	670	1,406	44.7	64.0
12	Vile-Parle West	361	334	695	36.3	79.1
13	Andheri East	881	821	1,702	59.6	62.9
14	Andheri West	406	386	792	28.6	63.1
15	Jogeshwari East	234	196	430	138.2	44.2
16	Jogeshwari West	138	123	261	27.9	46.0
17	Versova	206	217	423	40.4	14.2
18	Madh	16	23	39	9.3	...
19	Juhu	119	111	230	33.5	60.9
20	New Mill	660	548	1,208	44.1	111.8
21	Station and Takia	333	308	641	39.1	118.6
22	Swadeshi Mill, Chune Bhatti, Khajuri Bhatti and Kasaiwada	326	296	622	33.5	74.0
23	Bazar, Church, Hall Nawpada and 7 villages	417	384	801	21.6	113.6
24	Chembur Proper	1,057	1,030	2,087	110.3	69.5
25	11 Villages—Mahul, Trombay, Govandi Vadvali, Borla, Mankhurd, Mandala etc.,	467	441	908	43.2	54.0
26	Ghatkopar	537	492	1,029	20.8	166.6
27	Kirol	263	244	507	234.9	102.6
28	Panjarapole	493	493	986	654.7	76.1
29	Vikroli	197	143	340	234.2	55.9
30	Bhandup	333	315	648	41.0	57.1
	Total	11,569	10,670	22,239	43.6	70.9

TABLE 27

Births by Sections and Months in 1956.

Serial No. of Sections (B.—SUBURBS)	Name of Section.	January.	February	March.	April	May	June	July	August	September	October	November	December	Total
1	Slaughter House, Bunder Wadi and Bazar, Bandra	56	40	53	54	59	55	57	56	64	69	63	78	704
2	Colwadi and Bandra Hill	43	28	25	36	27	35	35	31	40	44	41	57	442
3	Pali Hill, Sherli and Chimbai	38	24	31	25	24	33	28	32	46	46	28	33	388
4	Danda	47	22	16	28	23	45	35	37	42	51	40	33	419
5	Khar Scheme and Chamdawalaki Wadi	63	87	73	95	77	79	48	119	129	139	124	168	1,201
6	Khar and Pali	37	38	44	37	37	85	82	23	25	27	14	25	474
7	Hill Road and Turner Road	40	35	26	55	22	45	39	64	40	68	51	69	554
8	Santacruz West	24	31	18	21	33	38	32	37	34	37	42	34	381
9	Santacruz Central	29	44	24	34	54	48	46	56	37	62	58	40	532
10	Santacruz East	107	93	85	85	112	105	99	125	114	148	135	181	1,389
11	Vile-Parle East	98	84	83	108	112	113	105	108	150	166	140	139	1,406
12	Vile-Parle West	53	37	54	41	50	58	62	67	59	70	84	60	695
13	Andheri East	113	118	108	145	172	137	126	131	144	170	173	165	1,702
14	Andheri West	70	63	27	16	51	33	76	52	117	97	101	89	792
15	Jogeshwari East	45	28	29	27	26	18	27	36	46	28	68	52	430
16	Jogeshwari West	5	9	15	21	14	20	20	31	33	36	14	43	261
17	Versova	39	29	44	25	26	22	13	29	36	49	49	62	423
18	Madh	3	9	2	9	6	9	39
19	Juhu	11	19	11	12	14	21	18	8	23	36	30	27	230
20	New Mill	65	89	70	83	124	78	86	95	93	111	142	122	1,208
21	Station and Tekia	50	34	38	57	42	59	36	47	71	63	31	113	641
22	Swadeshi Mill, Chuna Bhatti, Khajuri Bhatti and Kasaiwada.	32	38	43	43	65	36	50	53	53	60	48	101	622
23	Bazar, Church, Hall Nawpada and 7 villages.	20	30	63	87	38	67	68	49	51	81	101	146	801
24	Chembur Proper	140	106	177	167	155	151	178	135	125	246	196	311	2,087
25	11 villages—Mahul, Trombay, Govandi, Vadvali, Borla, Mankhurd, Mandala, etc.	81	105	44	72	65	78	75	76	62	60	78	112	908
26	Ghatkopar	74	82	108	71	64	103	75	88	86	91	101	86	1,029
27	Kirol	29	14	29	26	38	28	55	72	42	50	49	75	507
28	Panarapole	70	65	66	67	76	73	77	71	91	120	91	119	986
29	Vikrol	25	34	19	31	26	31	34	24	28	17	29	42	340
30	Bhandup	51	35	39	49	54	53	46	67	69	51	77	57	648
	Total	1,558	1,470	1,464	1,627	1,680	1,747	1,728	1,825	1,959	2,293	2,198	2,690	22,239

TABLE 28

Table showing cases of notifiable Diseases reported during the year 1956

Serial No.	Name of Section.	Cholera.	Small-pox	Plague.	Enteric Fever.	Diphtheria	Typhus	Relapsing Fever.	Kala Azar.	Puerperal Fever.	Tuberculosis.	Leprosy.	Influenza Pneumonia	Cerebro Spinal Meningitis	Scarlet Fever.	Acute-Anterior Poliomyelitis	Total.
1	Slaughter House, Bunder Wadi and Bazar, Bandra	...	1	...	34	57	56	148
2	Colwad and Bandra Hill	1	3	2	6
3	Palli Hill, Sherli and Chimba	1	4	4	9
4	Danda	2	7	7	16
5	Khar Scheme and Chandawallaki Wadi	...	1	...	6	6	8	21
6	Khar and Pali	...	2	...	18	17	24	1	62
7	Hill Road and Turner Road	6	10	16
8	Santacruz West	...	1	...	16	26	23	65
9	Santacruz Central	8	1	17	26
10	Santacruz East	18	43	30	92
11	Vile-Parle East	...	2	...	16	22	20	4	64
12	Vile-Parle West	...	2	...	5	9	13	1	30
13	Andheri East	...	4	...	43	28	14	1	90
14	Andheri West	...	1	...	18	14	13	56
15	Jogeshwari East	15	12	7	34
16	Jogeshwari West	4	5	3	12
17	Versova	4	4
18	Madh	1	3	4
19	Juhu	3	3	2	8
20	New Mill	10	11	1	17	1	41
21	Station and Takia	12	23	27	1	63
22	Swadeshi Mill, Chuna Bhatti, Khajuri Bhatti and Kasaiwada.	13	17	1	31
23	Bazar, Church, Hall, Nawpada and 7 Villages	...	1	...	15	16	30	1	63
24	Chembur Proper	...	4	...	65	39	1	47	3	159
25	11 Villages—Mahul, Trombay, Gaviandi, Vadvali, Borala, Mankhurd, Mandala, etc.	...	10	...	10	9	10	1	42
26	Chatkopar	...	1	...	44	18	21	1	85
27	Kirol
28	Panjarapole
29	Vikroji	6	6
30	Bhandup	...	1	...	14	8	8	31
	Total	...	31	...	397	409	2	416	2	...	2	...	15	1274
	Average of the last 5 year 1951 to 1955	...	95	...	364	216	7	1	411	2	...	1	...	22	1126

TABLE 29
Infant Mortality by Sections in 1956

Serial No. of Sections	Name of Sections.	Months												Total
		January.	February.	March.	April.	May.	June.	July.	August.	September.	October.	November.	December.	
1	Slaughter House, Bunder Wadi and Bazar, Bandra	1	2	5	3	3	1	3	2	4	4	1	1	30
2	Colwad and Bandra Hill	1	1	2	2	4	1	4	1	1	1	1	1	16
3	Palli Hill, Sherli and Chimbai	2	1	2	2	1	1	1	3	3	1	1	2	16
4	Danda	11	4	3	2	2	6	3	2	4	3	1	3	44
5	Khar Scheme and Charndawallaki Wadi.	6	2	4	4	8	9	11	8	2	7	10	11	82
6	Khar and Pali	2	1	2	1	1	7	8	Nil.	4	4	10	4	29
7	Hill Road and Turner Road	2	1	1	3	3	1	4	1	1	4	2	4	27
8	Santacruz, West	3	3	1	1	2	4	5	1	4	2	2	1	23
9	Santacruz, Central	3	1	4	1	1	2	6	1	2	1	8	1	28
10	Santacruz, East	8	11	6	5	7	2	9	5	5	7	8	10	83
11	Vile-Parle, East	10	5	3	9	7	9	6	7	6	8	9	12	90
12	Vile-Parle, West	8	4	3	4	4	8	3	3	6	6	6	3	55
13	Andheri, East	12	5	3	9	10	7	4	10	8	18	6	15	107
14	Andheri, West	5	1	3	2	1	1	7	5	14	4	4	5	50
15	Jogeshwari East	1	1	3	1	1	1	1	4	4	2	2	3	19
16	Jogeshwari, West	1	1	1	1	1	1	1	1	2	2	2	1	12
17	Versova	1	1	1	1	1	1	1	1	1	1	1	1	6
18	Madh	1	1	1	1	1	1	1	1	1	1	1	1	14
19	Juhu	1	2	1	1	2	3	2	1	1	1	2	1	14
20	New Mill	11	12	10	7	12	10	19	14	15	5	12	8	135
21	Station and Takia	10	4	5	5	3	12	5	2	7	9	8	6	76
22	Swadeshi Mill Chuna Bhatti, Khajuri Bhatti and Kasaiwada	4	1	5	5	2	1	6	7	4	1	4	7	46
23	Bazar Church, Hall Nawpada and 7 Villages	7	3	12	2	10	8	11	10	9	8	5	6	91
24	Chembur Proper	16	11	7	19	16	9	8	9	14	9	10	17	145
25	11 Villages—Mahul, Trombay, Gavandi Vadavli, Borla, Mankhurd, Mandala, etc.	1	5	3	2	6	6	6	4	9	7	6	6	49
26	Ghatkopar	7	9	8	11	6	18	12	5	8	14	11	11	120
27	Kirol	6	6	2	3	6	3	6	2	4	4	4	6	52
28	Panjarapole	5	3	6	5	8	5	10	5	3	7	10	8	75
29	Vikroli	1	1	6	1	1	1	2	3	2	1	1	2	19
30	Bhandup	5	4	2	3	2	1	2	6	4	3	4	2	37
	Total	146	102	107	109	121	128	167	119	140	143	138	156	1,576

TABLE 30
Deaths of Ages and Months.

Months.	Within 24 Hours.	1-7 Days.	1-4 Weeks.	4 Weeks to 3 Months.	3 to 6 Months.	6-12 Months.	1-2 Years.	2-5 Years.	5-10 Years.	10-15 Years.	15-20 Years.	20-30 Years.	30-40 Years.	40-50 Years.	50-60 Years.	60 and Over.	Age Un- specified.	Serial No. of Sec- tions.	Total (All Ages)
January ...	14	43	22	20	20	27	35	58	18	9	13	35	24	32	35	115	...	1	520
February ...	20	19	17	11	17	18	40	54	13	5	8	48	24	27	33	93	...	2	447
March ...	22	23	18	17	14	13	39	47	22	15	16	44	38	27	34	82	...	3	471
April ...	15	24	17	11	12	30	41	44	13	3	5	32	30	31	39	101	...	4	448
May ...	14	20	24	10	19	34	27	48	13	9	11	33	29	28	32	41	...	5	455
June ...	16	17	17	15	15	48	36	32	13	9	5	29	30	28	21	85	...	6	416
July ...	23	31	23	15	18	57	48	53	18	9	9	48	29	29	35	101	...	7	546
August ...	21	36	24	9	16	13	37	40	12	4	6	35	23	37	36	98	...	8	447
September ...	12	46	29	16	10	27	39	31	12	7	14	30	36	33	36	96	...	9	474
October ...	27	41	25	14	12	24	37	41	15	6	10	37	40	35	36	115	...	10	515
November ...	22	31	26	18	11	30	42	42	16	8	9	45	44	32	40	102	...	11	518
December ...	23	43	32	16	17	25	43	54	15	10	6	44	33	38	38	141	...	12	578
Total ...	229	374	274	172	181	346	464	544	180	94	112	460	380	377	415	1 233	...		5 835

of 20

TABLE 31

Deaths among Infants by Causes, Months and Ages

Causes of Deaths.	Total.	MONTHS.												AGES.			
		Jan.	Feb.	Mar.	April	May	June	July	Aug.	Sept.	Oct.	Nov.	Dec.	Under 1 week.	1 to 4 weeks.	4 weeks to 6 months.	6 to 12 months.
36 Poliomyelitis
28a Malaria
28b Ague and Remittent Fever.
34 Small-pox
35 Measles ...	2	...	1	1	2
8 Scarlet Fever
9 Whooping Cough.
10 Diphtheria ...	4	2	1	1	1	3
38 Influenza
4 Cholera
27 Dysentery ...	3	1	1	—	1	1	2
3 Plague
6 Cerebro-Spinal Fever
13 Tuberculosis of Respiratory system ...	2	1	1	—	2
14- Other Tuberculous Diseases	13	...	1	1	4	1	1	2	2	1	2	11
30 Syphilis ...	3	1	1	1	1	...	1	1
70 Rickets	—	—
86 Convulsions
106 Bronchitis ...	4	1	1	1	1	2	2
107-109 Pneumonia ...	449	44	32	25	28	47	44	43	27	41	36	44	38	19	42	188	200
104, 105, 110-114 Other Respiratory Diseases.	1	1	1
118-1 Gastritis
119-120 Diarrhoea and Enteritis ...	154	6	7	5	12	9	22	35	9	12	8	15	14	5	19	63	67
157, 158 Congenital Malformation, 160, 161 Injury at Birth...	344	43	24	37	23	21	21	23	23	28	34	27	40	162	85	64	33
159 Premature-Birth ...	479	39	28	38	31	27	25	52	51	47	48	40	53	364	104	11	...
161a Atelectasis
200a-2 Suffocation Over-Lying
200-2a Fever not defined...	6	2	2	1	1	...	1	4	1
Other Causes ...	112	12	7	1	10	13	11	10	7	9	15	9	8	52	23	16	21
Total ...	1,576	146	102	107	109	121	128	167	119	140	143	138	156	603	274	353	346

TABLE 32

Deaths from all Causes by Sections and Age-periods

Serial No. of Sections.	Name of Sections.	Under 1 Year.	1 to 5 Years.	5 to 10 Years.	1 to 15 Years.	15 to 20 Years.	20 to 30 Years.	30 to 40 Years.	40 to 50 Years.	50 to 60 Years.	60 and Over.	Total deaths.			No. of deaths among males to 100 deaths among females.	Ratio of deaths per 1000 of Population 1951.	Means during previous 5 years.
												Males.	Females.	Persons			
1	Slaughter House, Bunder Wadi and Bazar, Bandra	30	30	3	1	7	11	11	14	25	45	93	84	177	90.3	11.1	191
2	Colwad and Bandra Hill...	16	17	2	1	1	2	4	10	13	39	60	45	105	75.0	8.5	119
3	Palli Hill, Sherli and Chimbai	16	6	4	4	1	5	6	9	13	35	58	42	100	72.4	8.5	100
4	Danda	44	12	4	2	2	10	7	9	6	41	71	66	137	93.0	35.7	116
5	Khar Scheme and Chamdswallaki Wadi	82	43	8	4	5	11	16	21	18	65	156	127	283	81.4	11.5	207
6	Khar and Pali	29	13	4	...	2	5	5	8	18	25	56	53	109	94.6	7.7	132
7	Hill Road and Turner Road	27	13	2	2	2	9	8	4	9	35	58	53	111	91.4	7.6	139
8	Santacruz West	23	7	3	...	3	8	4	5	5	30	56	32	88	57.1	9.0	98
9	Santacruz Central	28	9	3	10	15	5	8	40	66	52	118	78.8	8.5	150
10	Santacruz East	83	30	15	2	5	36	25	23	27	78	189	164	353	86.8	11.5	362
11	Vile-Parle East	90	65	8	6	9	28	13	28	18	82	183	154	337	84.2	10.7	334
12	Vile-Parle West	55	28	6	5	4	18	13	19	25	51	111	103	214	92.8	11.2	222
13	Andheri East	107	87	12	7	14	26	39	23	24	74	225	198	423	88.0	14.8	307
14	Andheri West	50	25	4	2	3	15	16	18	17	49	112	84	196	75.0	7.1	154
15	Jogheshwari East	19	13	4	2	1	11	9	7	8	12	42	44	86	104.8	27.6	68
16	Jogheshwari West	12	8	1	5	3	2	8	21	39	21	60	53.8	6.4	47
17	Versova	6	2	1	1	1	5	1	10	15	13	28	86.7	2.7	74
18	Madh	1	1	...	1	...	0.2	9
19	Juhu	14	6	3	1	1	1	6	5	5	16	33	25	58	75.8	8.4	44
20	New Mill	135	113	20	5	11	33	16	19	14	71	225	202	427	89.8	15.6	480
21	Station and Takia	76	41	10	8	6	15	11	15	21	42	139	106	245	76.3	12.9	333
22	Swadeshi Mill, Chuna Bhatti, Khajuri Bhatti and Kassiwada	46	27	10	2	7	21	11	7	8	35	103	71	174	68.9	9.4	272
23	Bazar Church Hall Nawpada and 7 Villages	91	61	5	8	3	25	19	15	26	50	153	150	303	98.0	8.2	286
24	Chembur Proper	145	79	19	10	8	39	33	43	30	96	273	229	502	83.9	26.5	450
25	11 Villages-Mahul, Trombay, Govandi, Vadvali, Borla, Mankhurd Mandals, etc...	49	55	4	7	3	15	14	14	17	48	123	103	226	83.7	10.8	268
26	Chatkopar	120	81	14	8	6	41	30	26	34	54	229	185	414	80.8	8.4	470
27	Kirol	52	31	4	...	1	10	7	8	9	36	69	89	158	114.5	7.8	128
28	Panjarapole	75	63	14	5	3	13	19	15	9	25	133	108	241	81.2	160.0	262
29	Vikroli	19	10	...	2	...	5	4	2	4	3	26	23	49	88.5	33.7	34
30	Bhandup	37	14	4	2	1	11	16	3	3	21	59	53	112	89.8	7.1	94
Grand Total		1,576	989	189	96	111	441	381	382	423	1,229	3,156	2,679	5,835	84.9	11.4	5963

TABLE 33

Deaths by Sections and months in 1956.

Serial No. of Sections.	Name of Sections.	January.	February.	March.	April.	May	June.	July.	August.	September	October.	November.	December	Total.
B-Suburbs														
1	Slaughter House, Bunder Wadi and Bazar Bandra ...	14	13	21	21	17	9	11	9	16	19	13	14	177
2	Colwad and Bandra Hill...	6	9	6	8	10	8	18	6	10	13	5	6	105
3	Palli Hill, Sherli and Chimbai ...	21	8	5	9	5	5	5	5	12	12	8	5	100
4	Danda ...	21	9	7	12	10	12	11	6	9	17	11	12	137
5	Khar Scheme and Chandawallaki Wadi ...	21	21	14	18	18	18	22	33	15	29	32	42	283
6	Khar and Pali ...	6	6	9	4	9	23	20	6	4	10	1	11	109
7	Hill Road and Turner Road ...	11	8	6	9	12	10	8	4	11	8	10	14	111
8	Santacruz West ...	10	14	4	3	6	9	8	6	7	3	14	4	88
9	Santacruz Central ...	6	15	12	13	9	7	10	8	5	5	19	9	118
10	Santacruz East ...	34	40	30	25	28	7	27	23	28	25	30	36	353
11	Vilo-Parle East ...	26	19	22	30	37	25	32	26	22	24	31	43	367
12	Vilo-Parle West ...	23	16	15	15	21	19	18	14	21	22	17	13	214
13	Andheri East ...	32	31	24	36	36	32	37	36	32	44	34	49	423
14	Andheri West ...	26	11	9	13	8	6	28	22	25	16	19	19	196
15	Jogheshwari East ...	8	9	7	3	3	6	5	7	12	12	5	9	86
16	Jogheshwari West ...	9	4	6	5	3	3	2	2	6	8	3	9	60
17	Versova ...	2	1	6	...	3	4	2	...	6	4	28
18	Madh	1	1
19	Juhu ...	4	5	1	7	6	7	6	2	5	7	...	3	58
20	New Mill ...	47	35	45	35	36	26	41	33	38	27	5	29	427
21	Station and Takia ...	28	17	23	22	17	27	15	17	19	22	35	17	245
22	Swadeshi Mill, Chuna Bhatti, Khajuri Bhatti and Kasaiwada ...	19	13	15	13	9	3	20	21	13	12	21	18	174
23	Bazar Church, Hall Newpada and 7 Villoges ...	25	20	37	18	23	19	38	18	27	26	18	25	303
24	Chembur Proper ...	38	39	43	40	46	28	33	39	41	46	27	61	502
25	11 Villoges-Mahul, Trombay, Gavandi Vadvali, Borla, Mankburd Mandala, etc.	15	19	7	9	4	6	17	21	24	32	48	36	226
26	Ghatkopar ...	26	27	41	33	31	43	42	28	37	39	26	31	414
27	Kirol ...	10	17	11	9	11	15	22	14	9	10	36	19	158
28	Panjarapole ...	27	14	16	19	26	19	26	18	10	18	11	26	241
29	Vikroli ...	1	2	18	5	1	1	6	7	3	2	22	3	49
30	Bhandup ...	10	6	6	13	7	3	15	12	11	7	11	11	112
Grand Total ...		520	417	471	448	455	416	456	447	474	515	518	578	5,835

5-10 Years.		10-15 Years.		15-20 Years.		20-30 Years.		30-40 Years.		40-50 Years.		50-60 Years.		60 and Over.		Age Unspecified.		Total.		Persons.	No. in Short List.
Male	Female	Male	Female	Male	Female	Male	Female	Male	Female	Male	Female	Male	Female	Male	Female	Male	Female	Male	Female		
1	1	1	3	4	1	8	6	7	2	2	...	2	28	13	41	1
...	1	1	1	2	...
...	3
...	1	1	1	4
1	2	10	14	24	5
4	1	1	...	3	4	19	30	21	19	24	6	17	2	21	8	113	79	192	6
9	5	...	5	...	2	2	12	3	4	3	1	1	...	1	2	44	59	103	7
...	2	3	1	8	2	10	8
...	1	1	2	...	2	9
...	3	5	8	10
...	1	1	1	2	11
...	1	2	...	2	12
...	2	...	2	...	2	...	11	17	...	17	13	
...	2	...	1	...	4	...	4	...	3	14	14	13
...	1	...	2	1	2	1	4	9	2	11	14	
...	1	...	1	2	2	2	15
1	1	3	1	3	3	10	6	13	4	22	15	54	30	84	16
...	1	1	1	1	...	7	1	5	5	14	8	22	17
2	1	3	1	5	5	3	6	14	9	27	12	58	35	93	18
1	...	1	...	1	2	12	10	20	4	30	5	36	12	62	24	163	58	221	19
...	...	1	1	...	2	1	4	3	5	4	12	9	25	17	42	20
...	1	2	1	2	1	8	1	14	6	20	21
32	40	3	7	5	4	14	23	20	13	26	10	10	2	23	21	565	664	1229	22
1	2	2	1	...	2	4	4	7	...	15	4	24	3	26	20	83	37	120	23
...	1	1	1	...	1	3	1	4	24
1	2	1	1	6	5	1	1	9	3	4	6	11	11	159	139	298	25
...	1	1	3	3	26
1	1	1	...	1	4	10	8	6	5	16	6	14	2	10	5	77	43	120	27
...	...	1	1	1	1	2	3	...	1	5	4	3	3	11	2	25	15	40	28
...	2	...	3	5	5	29
...	11	...	6	...	1	18	18	30
...	289	190	479	31
...	198	168	366	32
...	...	1	1	...	1	3	...	3	33
3	3	4	...	2	1	3	1	2	2	2	...	1	1	3	1	22	10	32	34
6	5	13	7	28	20	67	51	47	14	26	10	13	5	14	11	231	135	366	35
3	1	...	1	1	7	1	8	A
...	B
...	C
...	1	1	1	1	2	3	D
...	E
...	F
...	1	1	1	2	2	3	1	1	1	...	1	18	13	31	G36
...	H
...	...	1	1	1	1	...	1	4	1	5	...	1	...	8	2	25	12	37	J
...	1	1	1	1	2	K
...	1	...	43	29	312	364	356	393	749	L
21	29	20	16	9	14	52	74	57	74	67	42	70	37	63	56	516	493	1009	M
84	...	51	...	56	...	211	...	217	...	261	...	286	...	659	3145
...	96	...	43	...	56	...	249	...	163	...	116	...	129	...	574	2690
...	180	...	94	...	112	...	460	...	370	...	377	...	415	...	1233	5835	...

(TABLE 36—(Contd.))

DEATHS BY ALL CAUSES AND MONTHS—(Contd.)

Classification No.	SPECIFIC CAUSES OF DEATH	Jan.	Feb.	Mar.	April	May	June	July	Aug.	Sep.	Oct.	Nov.	Dec.	TOTAL
24	117 Ulcer of the stomach or duodenum—													
	(a) Ulcer of the stomach ...		2								1			3
	(b) Ulcer of the duodenum ...									1				1
27	118 Other Diseases of the stomach ...		1	2							2	1		6
25	119-120 Enteritis and Diarrhoea ...	16	21	13	21	18	36	54	23	25	12	29	30	298
26	121 Appendicitis ...			1								1	1	3
	122a Hernia ...													
	122b Intestinal Obstruction ...													
	(1) Intussusception ...													
27	(2) Paralytic ileus without stated cause ...								1					1
	(3) Other or Unspecified forms of Intestinal obstruction ...		1				1	1			1			4
	123 Other Diseases of the intestines ...				1	1							1	3
	124 Cirrhosis of Liver ...	4	2	4	1	8	4	6	2	2	8	4	5	50
	125A Acute yellow atrophy (not associated with pregnancy) ...		1											1
	125B Other Diseases of the Liver ...	5	5	4	3	1	4	9	3	3	6	4	4	51
	126 Biliary Calculi ...					1								1
27	127 Other Diseases of the Gall Bladder and Bile Ducts ...										1			1
	128 Diseases of the Pancreas (other than diabetes) ...			1	1	1								3
	129 Peritonitis without stated cause ...	3		1	1	1			1	1				8
	<i>X.—Diseases of the Urinary and Genital System</i>													
	(Not Venereal or connected with Pregnancy or the Puerperium)													
28	130 Acute Nephritis ...			1										1
	131 Chronic Nephritis ...								2					2
	132 Nephritis not stated to be Acute or Chronic ...	1	4	7	3	2	1	2	3	4	4	2	4	37
	133 Other Diseases of the Kidney and Ureters... ..		3	1	1	1	1			2				9
	134 Calculi of the Urinary Passages ...													
	135A Cystitis... ..													
	135B Other Diseases of the Bladder ...													
	136A Stricture of Urethra ...													
	136B Other Diseases of the Urethra, etc. ...					1								1
36	137 Diseases of the Prostate ...							1						1
	138 Diseases of other male genital organs ...													
	139 Disease of female genital organs ...													
	(a) Diseases of the ovary, fallopian tube and parametria ...			1						1				2
	(b) Diseases of Uterus ...								1					1
	(c) Diseases of the breast ...													
	(d) Other Diseases of the female genital organs ...													
	<i>XI.—Diseases of Pregnancy, Child-birth and the Puerperal state</i>													
29	140 Post-abortive Sepsis ...											1		1
	141 Abortion without mention of septic conditions ...						1		1					2
	142 Ectopic Gestation ...	1							1					2
30	143 Haemorrhage of Pregnancy ...			1	1									2
	144 Toxaemia of Pregnancy ...					1						1		2
	145 Other Diseases and Accidents of Pregnancy ...													
	146 Haemorrhage of child-birth and Puerperium ...													
	(a) Placenta Praevia (with child-birth) ...													
30	(b) Premature Separation of Placenta (with child-birth) ...												1	1
	(c) Other Haemorrhages of child-birth ...													
	(d) Other Haemorrhages after child-birth... ..	2	1	1			1			2				7
29	147 Infection during child-birth and the Puerperium ...		1		1							2		4
	148 Puerperal Toxaemia—													
	(a) Puerperal eclampsia ...	1			1									2
	(b) Puerperal Albuminuria and Nephritis... ..													
30	(c) Acute yellow atrophy of liver (Post-Partum) ...													
	149 Other accidents of child-birth ...													
	150 Other or Unspecified conditions of child-birth and Puerperal state ...													
	<i>XII.—Diseases of the Skin and Cellular Tissue</i>													
	151 Carbuncle, Boils ...						2							2
	152 Cellulitis, Acute Abscess ...					1	1				1			3
	153 Other Diseases of the Skin and Cellular Tissues ...		1											1
36	<i>XIII.—Diseases of the Bones and Organs of Movements</i>													
	154 Osteomyelitis and Periostitis ...													
	155 Other diseases of the bones ...													
	156 Diseases of the joints and other organs of movements ...									1				1

TABLE 36—(Contd.)

DEATHS BY ALL CAUSES AND MONTHS —(Contd.)

Classification No.	SPECIFIC CAUSES OF DEATH.	Jan.	Feb.	Mar.	April	May	June	July	Aug.	Sep.	Oct.	Nov.	Dec.	TOTAL
Short List.	Detailed List.													
	(a) Accidents from Farm, etc., Machinery and Vehicles	1	1	...	1	...	3
	(b) (1) By Venomous animals
	(2) By other animals
	(c) Other Accidents included under 175...
176	Accidents caused by Machinery (any cause of death)	1	1
177	Food Poisoning
178	Accidental Absorption of Poisonous gas—													
	(a) Carbon Monoxide
	(b) Marsh gas or sewer gas
	(c) Chloroform
	(d) Accidental absorption of any other irrespirable or poisonous gas included in 178
179	Other acute Accidental poisoning (not by Gas)—													
	(a) Salvarsan and other organic preparations of arsenic
	(b) Other acute accidental poisoning not by Gas included in 179 ...	2	1	1	2	3	1	1	1	1	2	1	4	20
180	Conflagration
181	Accidental Burns (Conflagration excepted) ...	10	11	10	6	2	3	3	5	4	3	11	6	74
182	Accidental Mechanical Suffocation	1	2
183	Accidental drowning ...	2	2	3	3	3	4	10	1	4	4	4	9	49
184	Accidental Injury by Firearms ...	2	2
185	Accidental Injury by cutting or piercing instruments
186	Accidental Injury by fall, crushing, land slides, etc. ...	5	11	9	5	7	2	8	2	...	7	10	2	68
187	Cataclysm (any cause of death)	1	1
188	Injury by animals (Poisoning by Venomous animals excepted)
189	Hunger or Thirst
190	Excessive Cold
191	Excessive Heat
192	Lighting
193	Other Accidents due to Electric Currents	1	1	1	3
194	Attack by Venomous Animals—													
	(a) Hydrophobia ...	2	...	2	...	2	...	1	...	2	...	1	1	9
	(b) Snake Bites	2	2
	(c) Attack by Venomous animals included in 19
195	Other Accidents—													
	(a) (1) Vaccinia
	(2) Other Sequelae of Vaccination against Small-pox	1	1
	(b) Other accidents due to medical or surgical intervention—													
	(1) Anaesthetic accidents	1	1	1	3
	(2) Other accidents included under 195(b)	1
	(c) Lack of care of the New born
	(d) Other and Unspecified accidents under 195	2	...	2	1	3	2	2	1	...	1	1	15
196	Deaths of persons in Military Service during operations of war—													
	(a) From Poison gas
	(b) From wounds
	(c) From other or Unspecified causes
197	Deaths of civilians due to operation of war—													
	(a) From Poison Gas
	(b) From Wounds
	(c) From other or Unspecified causes
198	Legal Executions
<i>XVIII.—Ill-defined causes of Deaths</i>														
36	199 Sudden Death
36	200 Causes of Death Unstated or Ill-defined
	(a) Ill-defined Causes—													
	(1) Heart failure ...	14	10	16	8	8	7	9	10	5	17	8	14	126
	(2) Other ill-defined causes ...	5	3	3	5	1	3	5	4	6	2	5	8	50
	(b) Found dead, Cause unknown
	(c) Other deaths from Unknown or Unspecified cause	1	2	1	1	5
G	200;2a Fever not defined ...	1	...	1	5	4	3	4	2	2	...	5	4	31
Total ...		520	447	471	448	455	416	546	447	474	515	518	578	5835

TABLE 37

Malaria cases treated by months at the Municipal Dispensaries during the year 1956.

No. of slides examined.	No. found positive
1471	4

TABLE 38

Quantity of Insecticides used in Suburbs during 1956.

Serial No.	Formulation of the Insecticides.	Quantity used.
1	B. H. C. Suspension 10 per cent. Empt.	220 Gallons.
2	B. H. C. " " 10 per cent. Dust	156 Cwts.
3	B. H. C. " 5 per cent. "	"
4	D. D. T. Tech. (Payment)	2331 lbs.
5	" " Govt. Gift	8777 "
6	D. D. T. Solution 5 per cent.	62 Gallons.
7	Mallariol	9337 Gallons.
8	D. D. T. Eml. 25 per cent. (Payment)	568 "
9	" " 25 per cent. Govt Gift	2622 Gallons.
10	Kerosene Oil	74 Gallons.
11	Diazinon 40 per cent. W.P.	560 lbs.

TABLE 39

Anopheles Breeding detected by months in 1956

Breeding detected in	Jan.	Feb.	Mar.	Apr.	May	June	July	Aug.	Sept.	Oct.	Nov.	Dec.	total
Open wells ...	23	49	12	8	9	23	22	21	38	51	36	32	324
Cisterns
Masonry tanks...	11	4	...	1	1	5	2	...	19	16	7	3	69
Tins
Gully traps and storm water entrances. ...	1	...	6	1	1	2	2	...	5	1	19
Pools, low lying lands etc....	6	10	6	2	15	70	61	55	137	141	165	41	709
Odd receptacles
Total...	41	63	24	12	26	100	85	76	197	208	224	75	1122

TABLE 40
Anopheles Breeding detected—By Wards in 1956

Nature of Breeding Place	Ward					Total
	H	K	L	M	N	
Open wells	74	164	3	23	60	324
Cisterns
Masonry tanks	10	44	2	1	12	69
Tins & Old receptacles
Gully traps and Storm water entrances	6	...	13	19
Pools, Low-laying lands, etc.	332	274	28	...	75	709
Odd receptacles.	1	1
Total	416	482	39	24	161	1122

TABLE 41
Spleen Rate by Wards

Ward	No. of Children examined	No. of children found with enlarged spleen.	Spleen Rate Percentage
H	125	Nil	0.0.
K	26	Nil	0.0.
L	106	Nil	0.0.
M
N	129	3	2.3
Total	386	3	0.7

TABLE 42
Wells by Wards

Ward	Total No. of wells in the Suburbs	No. of wells open or partially open			No. of wells hermetically concrete covered with and without pump.		
		Total No.	Open	Trap Door	Total No.	With pump	Without pump
H	442*	398	395	3	44	6	38
K	995	956	952	4	39	5	34
L	283	251	245	6	32	24	8
M	360	358	358	...	2	...	2
N	667	666	661	5	1	1	...
Total	2,747	2,629	2,611	18	118	36	82

* Including one well allowed by M.C. in H-Ward.

TABLE 43
Wells filled in etc. by wards during the year 1956

Ward	Total No. of Wells	Filled in	Covered Completely	Covered with trap door
H	442*	15	5	1
K	995	21	12	...
L	283	9	4	...
M	360	4
N	667	12	1	...
Total	2,747	61	22	1

* Including 1 new well allowed by M.C. in 'H' Ward.

TABLE 44.
Primary Vaccination and Results.

No. primarily vaccinated.	No. in which results were checked.	†No. success fully vaccinated.	@No. of insertions seen.	@No. of insertions successful.
*26,306	22,011	21,963	67,023	61,325
... * (a) Births Registered during the year			... 22,239	
†(b) Case success rate			... 99.78 per cent.	
..@ (c) Insertion success rate			... 91.49 per cent.	

TABLE 45.

Births (Registered) and Primary Vaccinations by months.

Year 1956.	Jan.	Feb.	March	April	May	June	July	August	Sept.	Oct.	Nov.	Dec.
Births	... 1,558	1,470	1,464	1,627	1,680	1,747	1,728	1,825	1,959	2,293	2,198	2,690
Primary Vaccination*	... 3,149	3,289	2,531	1,541	1,422	1,573	1,637	1,674	1,433	1,943	2,792	3,332
Re-vaccinations	... 5,657	8,919	8,512	4,523	3,383	2,732	1,690	903	1,048	1,606	3,674	4,240

* 18,588 children born in (Suburbs) Bombay and 7,718 out-born.

TABLE 46.

Results of Primary Vaccinations by ages.

Results.	AGE GROUPS.			Total.
	Under 1 year.	1 to 6 years.	6 years and above.	
Successful	... 17,040	4,821	72	21,933
Unsuccessful	... 41	6	1	48
Unknown	... 3,331	934	60	4,325
Total	... 20,412	5,761	133	26,306

TABLE 47.
A.—HOSPITALS

The two Bhabha Hospitals in the Suburbs are situated on the Western Side at Bandra and on the Eastern side at Kurla, respectively. The work done at these institutions is summarised below :—

Particulars.	Bhabha Hospital Bandra.		Bhabha Hospital Kurla.	
(i) Accommodation of beds—				
General male ward	...	10		13
General female ward	...	10		13
Maternity ward	...	30		10
Emergency		36
Total Number of beds	...	50		
(ii) Attendance—				
Year	Attendance (annual) of in-patients.	Daily average.	Attendance.	Daily Average
1954	... 18,613	50.5	14,653	40.1
1955	... 15,081	35.83	13,180	36
1956	... 21,204	58	1,775	4.9
(iii) Surgical Operations—				
1954	...	965		156
1955	...	1,067		368
1956	...	983		31
(iv) Expenditure—				
Year.	Total Cost.	Cost per patient.	Total Cost.	Cost per patient.
	Rs. a. p.	Rs. a. p.	Rs. a. p.	Rs. a. p.
1954	... 2,23,629 0 0	5 11 0	1,12,851 0 0	2 15 0
1955	... 1,20,610 4 6	2 7 0	1,04,185 9 0	2 10 8
1956	... 2,60,566 0 0	5 7 5	1,32,825 0 0	3 2 3

TABLE 48.

B.—MATERNITY SERVICES.

The maternity service was rendered through four centres and the details of work done thereat are given below :—

Particulars	Maternity Ward at Kharshedji Behramji Bhabha Hospital, Bandra			Maternity Ward at Khan Bahadur H. K. Bhabha Hospital, Kurla			Municipal Maternity Home at Chembur			Shamabai Vitthaladas Khimji Municipal Maternity Home at Rajawadi, Ghatkopar			Total			
	(1)	(2)			(3)			(4)			(5)			(6)		
No of beds		30			13			18			20			81		
		1954	1955	1956	1954	1955	1956	1954	1955	1956	1954	1955	1956	1954	1955	1956
No. of confinements including primiparae	2,080	2,509	2,900	1,091	1,199	1,116	342	555	950	814	950	1,076	4,333	5,213	6,942	
Primi parae	377	461	570	207	261	216	70	120	225	189	210	225	843	1,052	1,236	
Still-births	50	68	64	40	44	36	7	12	23	16	23	35	113	147	158	
<i>Ant-Natal Clinics</i>																
New Cases	3,704	3,816	4,317	1,862	1,977	2,080	495	927	1,490	1,113	1,445	1,590	7,174	8,165	10,277	
Total attendance	11,339	15,618	18,909	5,784	6,110	6,692	657	3,683	6,767	2,924	4,765	5,240	20,704	30,176	37,008	
Daily average	40.22	101.11	120	37.1	16.7	43.7	6	35.4	66	1.01	47.7	55	
<i>Post Natal Clinics</i>																
New Cases	789	1,755	1,874	177	268	270	3	318	553	74	1,052	2,152	1,043	3,393	4,849	
Total attendance	789	1,755	1,874	234	392	483	...	13	2,095	16	1,907	2,545	1,039	5,412	6,997	
Daily average	2.5	34.36	33	4.5	11	10.2	5	26.1	41	0.08	20.49	26	
<i>Family Planning Clinics</i>																
New cases	47	102	168	...	12	35	2	32	50	12	63	37	61	209	290	
Total attendance	47	126	315	...	15	40	3	96	157	...	109	79	50	346	591	
Daily average	...	2.1	6	...	0.09	1.6	...	1	2	...	2.13	2	

TABLE 49.

Serial No.	Locality.	No. caught.	No. dissected.	No. of infected mosquitoes showing various stages			
				No. showing unsheathed micro-filaria in Thorax.	Sausage forms.	Pre-infective larve.	Infective stage.
1	Kurla Village	4,645	2,456	55	93	86	24
2	Vile-Parle Gawthani.	3,898	2,278	94	77	62	17
3	Koli-Kalyan	3,515	1,949	67	71	63	14
4	Marol	3,151	1,886	10	66	67	18
5	Chuim	3,397	1,663	21	68	55	15
6	Danda	4,716	2,290	25	108	72	17
7	Ghatkopar	3,563	1,822	26	68	65	17
	Total	26,885	14,344	298	551	470	122

TABLE 50
Suburbs—1956

Statement showing the number of Live-births in each Age group of the mother and in each order of Live-birth in the Municipal area for the Greater Bombay.

Age group of mothers at confinement, above 44 years actual age is stated.	ORDER OF LIVE-BIRTHS															Information not available.	Above 15 specify in each case the actual order of pregnancy.	Total No. of confinements in each age group.		
	(1)	(2)	(3)	(4)	(5)	(6)	(7)	(8)	(9)	(10)	(11)	(12)	(13)	(14)	(15)					
Under 15 years	4	4
15 to 19 years	1,514	224	19	7	1	1,792
20 to 24 "	3,073	2,755	1,331	455	120	27	8	2	1	3	...	7,775
25 to 29 "	914	1,639	2,003	1,507	777	315	86	27	9	1	1	1	...	7,280
30 to 34 "	227	454	651	748	683	490	293	93	45	15	5	2	1	...	3,707
35 to 39 "	54	83	121	188	202	183	162	123	63	35	13	4	1	1	1,233
40 to 44 "	11	5	15	14	38	34	31	26	28	16	12	2	1	2	1	236
45 years	1	2	...	1	3	1	1	9
46 "
47 "
48 "	1	1
49 "
50 and over	1	1
Information not available	22	16	25	20	5	2	2	5	1	1	1	101	...	201
Progressive Total	5,848	5,176	4,165	2,940	1,828	1,051	583	279	148	68	30	9	3	4	1	106	22,239

PART II

INDEX

(SUBURBS)

	PAGES
(1) Appendices—Supplementary reports and Tables for Hospitals and Dispensaries	7-9,34,36-37
(2) Area and Population	... 1
(3) Birth and Birth-rate	... 1
(4) Births by months	... 17
(5) Cerebro-spinal meningitis	... 2
(6) Cholera	... 2
(7) Cemeteries	... 1
(8) Deaths and death rate	... 1
(9) Deaths by months	... 20
(10) Diphtheria	... 2
(11) Disinfection	... 2
(12) Dispensaries	... 6
(13) Enteric fever	... 2
(14) Epidemic and other diseases	... 2
(15) Food Sanitation	... 2
(16) Hospitals	... 36
(17) Influenza	... 2
(18) Leprosy	... 2
(19) Malaria	... 2
(20) Maternity Services	... 37
(21) Meteorological Data	... 9
(22) Milk-in-School Scheme	... 5
(23) Notification of Infectious diseases	... 2
(24) Plague	... 2
(25) Poliomyelitis	... 2
(26) Prosecutions	... 10
(27) Review of the year	... 1
(28) Small-pox	... 2
(29) Tuberculosis	... 2
(30) Vaccination	... 4
(31) Venereal Diseases	... 2
