

ADMINISTRATION REPORT
OF THE
MUNICIPAL COMMISSIONER
FOR
GREATER BOMBAY
(SUBURBS)
FOR THE YEAR
1955-56



V2311,61r
D8-
059622

BOMBAY
PRINTED AT THE MUNICIPAL PRINTING PRESS
1956

ADMINISTRATION REPORT
OF THE
MUNICIPAL COMMISSIONER
FOR
GREATER BOMBAY
(SUBURBS)
FOR THE YEAR
1955-56

BOMBAY
MUNICIPAL PRINTING PRESS

1956

CONTENTS

Part I

	PAGES
1. MUNICIPAL COMMISSIONER'S NOTE	... 1-11
2. FINANCIAL—	
Report of the Assistant Accountant (Suburbs) with Appendices	... 13-58
3. REVENUE—	
Report of the Deputy Assessor and Collector (Suburbs)	... 59-63
4. PUBLIC WORKS—	
Report of the Assistant Engineer (Suburbs)	... 65-75
5. WATER WORKS—	
(i) Report of the Assistant Engineer (West)	} ... 77-82
(ii) Report of the Assistant Engineer (East)	
6. LICENCES, SHOPS AND ESTABLISHMENT—	
Report of the Assistant Superintendent of Licences, Shops and Establishments (Suburbs)	... 83-85
7. MARKETS AND SLAUGHTER HOUSES—	
Report of the Assistant Superintendent of Markets (Suburbs)	... 87-90
8. EDUCATION—	
Report of the Education Officer (Suburbs)	... 91-94
9. SUBURBAN GARDENS—	
Report of the Superintendent of Gardens (Suburbs)	.. 95
10. CONSERVANCY—	
Report of the Assistant Head Supervisor (Suburbs)	.. 97-102

Part II

11. PUBLIC HEALTH—	
Report of the Assistant Health Officer (Suburbs)	... 1-37

Administration Report Of The Suburbs For The Year 1955-56

The Municipal Administration in the Suburbs was under the immediate charge of Shri A. H. K. Shaikh, B.A., Deputy Municipal Commissioner (Suburbs) throughout the year.

II.—HEADS OF DEPARTMENTS

1. Shri A. H. K. Shaikh, B.A., held the office of the Deputy Municipal Commissioner (Suburbs) throughout the year.

2. Shri D. N. Surti, B. COM., held the post of Assistant Accountant (Suburbs) from 1st April 1955 to 30th September 1955. Shri D. R. Pimpalkhare, B.Sc., G.D.A., held the post of Assistant Accountant (Suburbs) from 1st October 1955 to 19th March 1956. Shri R. G. Advanikar, held the post of Assistant Accountant (Suburbs) from 20th March 1956 to 31st March 1956.

3. Shri A. W. Shanbag, G.D.A., held the post of Deputy Assessor and Collector (Suburbs) throughout the year.

4. Shri N. K. Gandhi, B.E. (Civil), A.M.I.E. Diploma (Town Planning) held the post of Assistant Engineer, 1st Grade (Suburbs) from 1st April 1955 to 30th September 1955. Shri B. M. Shah, B.E. (Civil) held the same post from 1st October 1955 to 29th February 1956 and thereafter Shri E. P. Mascarenhas, B.E., A.M.I.E., held that post from 30th March 1956 to the end of the year.

5. (i) Shri D. R. Bhise, B.E. (Civil), A.M.I.E., held the post of Assistant Engineer (Western Division) Water Works throughout the year.

(ii) Shri A. B. Parmanand, B.E. (Civil), A.M.I.E. (India), held the post of Assistant Engineer (Eastern Division) Water Works throughout the year.

(iii) Shri R. V. Abreu, B.Sc., B.E. (Civil), A.M.I.E. (India) held the post of Assistant Engineer (Construction) (Suburbs) throughout the year.

6. Shri N. J. Alvares, M.A., LL.B., held the post of Assistant Superintendent of Licences, Shops and Establishment (Suburbs) throughout the year.

7. Shri V. G. Sukhatankar, B.A., held the post of Assistant Superintendent of Markets (Suburbs) throughout the year.

8. Dr. G. N. Kowshik, M.B.B.S., B. Hy., D.P.H., held the post of Deputy Executive Health Officer-in-Charge of the Public Health Department in the Suburbs throughout the year.

9. Shri D. E. Waskar held the post of Assistant Head Supervisor (Suburbs) throughout the year.

III.—FINANCIAL

(000 omitted)

According to the Budget Estimates the Income, Expenditure and Deficit for the Estimates and Actual year were estimated at Rs. 1,40,02, 1,49,62 and 960 respectively. Income and Expenditure. However, the actual income realised was Rs. 1,57,55 and the expenditure incurred was Rs. 1,41,73 resulting in a surplus of Rs. 15,82 at the end of the year. The actual income realised viz. Rs. 1,57,55 showed an increase of Rs. 17,53 over the estimated income of Rs. 1,40,02. The actual expenditure for the year was Rs. 1,41,73.

The incidence of taxation per head for the year was Rs. 25-2-5 as against Rs. 22-0-11 Incidence of Taxation. in the preceding year.

The net unhypothecated Surplus Cash Balance on 31st March 1956 (including the Surplus Cash Balance. minimum required by law) was Rs. 81,13 against the opening balance of Rs. 77,57 on 1st April 1955.

The total amount of grants (including Budget grants Rs. 1,49,62. Renewed Expenditure Grants. grants Rs. 9,19 and additional grants Rs. 21,34) was Rs. 1,80,15 while the expenditure amounted to Rs. 1,41,73 leaving an unexpended

balance of Rs. 38,42. Out of this, grants aggregated to Rs. 24,58 were reserved for being renewed for expenditure in 1956-57 while Rs. 13,84 were treated as savings.

The expenditure on Capital Works during the year amounted to Rs. 69,54 against Rs. 1,78,46 provided for in the Revised Estimates under this head.

During the year a loan of Rs. 50 lacs was raised by public subscription at 4 per cent. Loan Floated during with 10 years' currency.
the year

The Loan liabilities of the Corporation in respect of Budget 'D' at the close of the year stood at Rs. 2,21,41. The total sinking fund required upto 31st March 1956 was Rs. 27,10, but actual value was Rs. 27,97 as under:—

	Rs.
Public Securities of Market Value	27,88
Interest accrued on the above securities upto 31st March 1956	9
In Cash	..
Total	27,97

Details of Net Revenue and Net Expenditure for 1955-56 are shown below:—

Particulars.	(Full Figures). Rs.
Net Revenue after deducting refunds, drawbacks and charges in respect of Assessment and Collection and granting of refunds—	
General Tax	54,03,531
Returns from Properties and Miscellaneous	4,62,722
Water Works	9,74,177
Street Cleansing and Conservancy Road Watering and Halalkhore Service	Dr. 20,71,347
Wheel Tax and Tolls	4,91,474
Fire Tax	1,47,514
Markets and Slaughter Houses	2,96,787
Licensing and Removal of Encroachments etc., and Theatre Tax	2,35,930
Contribution from Capital Fund to Revenue on account of Loan Works Staff	3,15,732
Rebate from Government on account of Collection of Urban Immoveable Property Tax in Suburbs	27,807
Grants-in-Aid from Government	11,67,116
Share of Budget 'A' for Town Duty	14,08,166
Total	88,59,609
Net Expenditure after deducting Receipts—	
General Superintendence	2,18,136
Education (Primary)	14,17,418
Education (Secondary)	7,300
Public Health	8,10,180
Medical Relief and Education	5,36,287
Roads, S. W. Drains and Public Lighting	16,86,736
Mechanical	7,353
Buildings, Land Acquisition and Management	2,20,803
Gardens and Open Spaces	61,048
Miscellaneous	1,89,071
Provident Fund, Pensions, Gratuitites and Compassionate Allowances	2,59,265
Urban Immoveable Property Tax on Municipal Properties	335
Dearness Allowance	17,95,279
Grants-in-Aid to Public Institutions	68,838
Total	72,78,049
Surplus	15,81,560
Total	88,59,609

IV.—ASSESSMENT AND COLLECTION (Suburbs)

The rates of taxes during the year under report were :—

General Tax 17½ per cent. (which includes ¾ per cent. Fire Tax) and Halalkhore tax at 3 per cent. of the rateable value. The General Tax was levied at 12 per cent. of the rateable value of properties in 12 villages specified in List I of the Bombay Act XXX of 1951 (An act to amend Bombay Municipal Corporation Act) and on properties occupied for industrial purposes in the area specified in List II thereof, and at 8 per cent. on all the other properties in the areas specified in the said List II of that Act.

The rates for water supplied by meter measurement varied from Annas 12 to Rs. 2-6-0 per 1,000 gallons.

The total number of properties was 40,819 as against 39,290 in the previous year showing an increase of 1,529.

The rateable value of all the properties was Rs. 497.22 lacs as against Rs. 453.11 lacs for the previous year. The rateable value thus worked out to Rs. 97.45 per head of population as against Rs. 88.8 in the preceding year.

The total number of bills for property taxes and wheel tax issued during the year was 89,984 and 17,492 respectively. The bills issued for water charges were 21,957. The amount collected against a nett total demand of Rs. 1,88,49,164 including arrears of Rs. 82,65,384 for years prior to 1st April 1955 to was Rs. 1,22,57,024. In all 2,045 claims for refund of taxes were admitted during the year and an amount of Rs. 1,02,236 was allowed on that account.

There were 4,176 complaints against the rateable value of the properties during the year of which 2,101 were received under Section 167 and the remaining 2,075 under Section 162 of the Bombay Municipal Corporation Act. There were 27 Appeals against rateable values under Section 217 of the Act. Of these 2 were dismissed, 7 were withdrawn, 9 were compromised and 9 were pending on 31st March, 1956.

V.—CITY ENGINEER'S DEPARTMENT (Suburbs)

PUBLIC WORKS

(a) *Buildings*.—The total expenditure incurred on normal repairs; including the monsoon repairs; on about 115 Municipal buildings in the Suburbs; amounted to Rs. 23,202 as against Rs. 43,012 during the previous year. The amount spent on Departmental Works including special repairs was Rs. 36,441 during the year as against Rs. 16,542 on works carried out through P. W. Contractors.

(b) *Roads*.—The work of preparing a Road list for the Suburbs was nearing completion.

Many water-bound roads were asphalted during the year. Materials amounting to Rs. 10,804-11-0 were supplied to the residents in different areas for carrying out the work of waterbound roads through voluntary efforts.

The cost of street-lighting by electric lamps numbering 5,823 amounted to Rs. 4,39,908.

(c) *Sewers and Drains*.—All the four pumping stations; viz.; Bunderwadi; Khar Jay-Bharat and Chimbai worked satisfactorily during the year.

(d) *Ferry Service*.—The ferry service between Versova and Madh Island was maintained satisfactorily during the year. Total receipts from the ferry service amounted to Rs. 14,566-13-0 as against the expenditure of Rs. 8,293.

(e) *Inspection of Factories, Workshops and Workplaces*.—In all 51 permits and licence cases relating to factories, workshops and workplaces were inspected and disposed of during the year. Prosecutions were launched in 19 cases.

B.—Construction Works under Loan Works Programme

I.—Works other than Sewerage Scheme

The following are some of the important building works which were either completed or in progress during the year :—

- (1) Construction of Quarters for conservancy staff at Juhu. Estimated cost Rs. 1,95,800.
- (2) Construction of quarters for conservancy staff at Kurla, Estimated cost Rs. 1,72,490.
- (3) Remodelling of the Khar Market, estimated cost Rs. 4,25,440.
- (4) Additions and alterations to the Bhabha Hospital, Bandra for a new Maternity and labour ward etc. Estimated cost Rs. 1,00,510.
- (5) Construction of an additional floor over the station Municipal Marathi School and provision of a Sanitary block at Kurla, Estimated Cost Rs. 1,05,960.

The following important road works were carried out :—

- (1) Widening of Andheri Versova Road including provision of drains etc. Estimated Cost Rs. 2,04,440.
- (2) Widening of Bombay Agra Road from junction with C. S. Track to junction of Mahatma Gandhi Road; Ghatkopar; Estimated cost Rs. 2,51,225.
- (3) Widening of Kurla Andheri Road between Bombay Agra Road and Railway Level Crossing at Andheri, Estimated Cost Rs. 2,81,259.

Many approach roads were provided in the Villages and some internal roads were also improved under the Village Amenities Fund. The total amount spent under this head during the year was Rs. 3,32,826.

Efforts were continued to secure suitable sites for the Public Sanitary Conveniences from Government. Sanitary conveniences have also been provided at some of the places in the Suburbs.

SEWERAGE SCHEMES WORKS

The work of laying sewers in Town Planning Scheme Bandra; was completed. Works on the sewerage of (1) Pali Hill area; Bandra; (2) Juhu Housing Colony and (3) some of the branch and Tributary sewers in Ghatkopar; were in progress.

Pumping Stations at Kurla and Ghatkopar were completed and put into commission.

The total expenditure booked on the sewers works during the year amounted to Rs. 38,05,557.

Many of the newly laid sewers in H Ward areas have started functioning. In all 105 street connections were given at a cost of Rs. 36,346. An amount of Rs. 10,000 was paid to owners of premises as a subvention for conversion of privies into Water Closets.

C.—Inspection and Supervising of Private Buildings

928 proposals under Section 337 and 536 under Section 342 of the Bombay Municipal Corporation Act were received for the construction of new buildings and additions and alterations to the existing buildings.

The total number of Buildings newly constructed by private enterprise was 553 out of which 344 were residential and the remaining 209 non-residential.

In all 734 completion certificates were disposed of and 613 buildings were passed for occupation.

The total area of set-back added to the road during the year was 14,523 square yards.

During the year 2,004 Notices under different Sections of the Bombay Municipal Corporation Act were issued; which included 297 Notices issued under Section 354 of the Act.

Regular lines of 3 roads were prescribed under Section 297 (1) (a) of the Bombay Municipal Corporation Act and 4 layouts were sanctioned by the Standing Committee under Section 303 (1) of the Act.

Town Planning Scheme

Four new Schemes *viz.* Bandra No. X; Santacruz No. V; Ghatkopar III; and Santa Cruz VI; are before the Arbitrator. Andheri No. II (Varied) is before the Government for final sanction. Draft Varied Schemes in respect of Bandra No. III; IV and V were submitted to Government for sanction and appointment of Arbitrator.

Further variation of 4 Town Planning Schemes *viz.*; Ghatkopar No. I; Bandra No. II and Santacruz III and IV is approved by Corporation under their Resolution Nos. 260, 262, 264 and 266; dated the 21st July 1955 and Government approval to the same was awaited.

Concluding Remarks

Satisfactory progress was made in providing different amenities to residents in Suburbs. Revised draft special building bye-laws for Suburbs have been sent to Government for their approval.

VI.—WATER WORKS (Suburbs)

(1) The Suburban Water Works are divided into three sections, *viz.*, (a) the Western section dealing with the distribution and maintenance works in 'H' and 'K' Wards, (b) the Eastern section dealing with distribution and maintenance works in 'L', 'M', and 'N' Wards and (c) the Construction Branch dealing with all major construction works in the Suburbs.

General.

(2) The Suburbs are supplied water by gravity from the three lakes, Tansa, Vihar and Tulsi through several tapping points from the trunk mains. The Western Suburbs are served by the 24" Tulsi main supply which is augmented from the 57" West and East Tansa mains at Marol and Bandra, the total average daily supply being 8.75 million gallons per day. The Eastern Suburbs are supplied water through ten tappings on the 48", 32" and 24" Vihar mains, the total average daily supply being 9.89 million gallons.

Distribution of Water Supply in the Suburbs.

(3) 6,090 million gallons of water were supplied to the suburban areas during the year, out of which 3,071 million gallons were for domestic and 3,019 million gallons were for non-domestic purposes.

Quantity of Water Supply.

(4) 570 new connections were given during the year. In addition to this, 165 metered stand pipes were provided, the cost being charged partly to the Village Amenities Funds and partly to New Works. The number of short supply complaints received and attended were 958. A Public Notice was issued under the provisions of Section 141 (b) of the Bombay Municipal Corporation Act that sufficient water was available from the Municipal Water Works for furnishing a reasonable supply to all premises within 500 feet of the Municipal Water Works throughout the Suburbs.

Number of connections and Short Supply Complaints.

(5) 2,209 Disconnection Orders were received from the Assessor and Collector, of which only in 265 cases, the connections were cut off for non-payment of Municipal dues. The remaining 1,944 disconnection orders were not executed as the dues were paid. 1,533 notices were issued for defective fittings under Section 278 (2) of the Bombay Municipal Corporation Act and in 156 cases, prosecutions were launched, resulting in 64 convictions. The amount of fines recovered was Rs. 553.

Disconnection Orders and Notices and Court Cases.

MAINTENANCE BRANCH

(6) The pumping sets, at Malla, Bandra Hill, Andheri Naka, Jogeshwari and Ghatala were maintained. The Ghatala 40 H. P. Pumping Set was put into commission to boost pressure in Slon Trombay Road. 108 miles of water mains of sizes varying from 3" to 36" were maintained. There were 20 bursts which were promptly repaired. 3,317 works pertaining to chokes in service pipes etc., were attended to.

Pumping Sets and maintenance of water mains, etc.

- (7) 151 Public stand pipes and 76 Wells were maintained during the year. About 65 million gallons of water was supplied gratuitously to the Public through the stand pipes.
- Stand Pipes and Wells.
- (8) A total number of 16,699 pipes and 67,352 fittings were tested during the year.
- Testing of water fittings.
- (9) 4,468 Municipal and Private meters of different sizes were tested at Ghatkopar and Bandra Testing Shops, of which 1,058 Municipal and private meters were tested at the request of owners. Orders were placed for the purchase of 754 meters of sizes varying from 1½" to 8" 7,584 Municipal meters were maintained during the year. In addition 3,852 private meters were maintained by owners.
- Testing, Repairs and Overhauling of Meters.

CONSTRUCTION BRANCH

- (10) About 8.18 miles of water mains of various sizes were laid for improving the water supply. The work of providing 40 H. P. pumping station at Malla was completed and pump was put into commission. A 40 H. P. new pump at Bandra was installed but was not put into commission. A 40 H. P. pump was installed at Ghatla to serve as a booster pump for Sion Trombay Road and Chembur Squatters Colony.

PROPOSED WORKS

- (11) Many works for improvement of supply had to be dropped as they did not fit into the Master Plan for water supply to Greater Bombay. It is proposed to supply 16 M. G. P. D. and 21 M. G. P. D. to Western and Eastern Suburbs respectively. All the water is proposed to be filtered partly at Veravali Hill and partly at Powai Hill. A million gallons capacity reservoir with 25,000 gallons capacity overhead tank is proposed for Pali Hill at Bandra and 1,00,000 gallons capacity overhead tank at Trombay Hill. New outlets and inlets for these reservoirs and tanks and additional mains are also proposed.
- Master Plan.
- (12) As the Master Plan is spread over a period of about 12 years it is proposed to lay many large size mains which will give immediate relief and will ultimately fit into the master plan.
- Measure of immediate relief.
- (13) With the help of specially appointed staff survey was carried out to check the discrepancy between the water supplied to the Suburbs and meter measurement. As a result of this large increase in revenue is expected.
- Reorganisation of meter branch.

VII.—LICENCE DEPARTMENT

Licences and permits issued during the year numbered 6,292 against 5,783 in the preceding year and the fees realised therefrom amounted to about Rs. 1,95,654 as against Rs. 1,70,250, during the preceding year. At the end of the year an amount of about Rs. 57,461 (was pending adjustment, with the Sanction of AA (Subs.) in respect of 469 licences against a sum of about Rs. 870 in respect of 73 licences in the previous year. During the year under report the loss of revenue incidental to the disuse or demolition of the old licensed premises amounted to about Rs. 5,257 as against loss of about Rs. 6,079 in the previous year.

Licences.

The total number of permits issued for exhibiting sky-signs and advertisements was 721 which realised about Rs. 33,958 while corresponding figures for the previous years were 678 permits and about Rs. 38,544 as realisation of fees thereof. The reason of decrease in revenue even if there is a little increase in the number of permits is due to the fact that some annual permits have not been renewed and due to the variations in sizes of the advertisement boards and sky-signs.

Sky-Signs and Advertisements.

The total number of hawkers and squatters licences issued during the year was 4,026. The fees realised amounted to about Rs. 48,490 against Rs. 43,538 collected in the previous year. The reasons for increase is due to recoveries of past arrears.

Hawkers and Squatters.

During the year, the Licence Department instituted 422 prosecutions for offences under Section 328, 328A and 394 of the Bombay Municipal Corporation Act as against 567 during the previous year. The total amount of fines inflicted in 114 cases of conviction was about 3,401 as against Rs. 4,170 in the previous year in 207 cases.

Prosecutions.

Shops and Establishments

Registration. The total number of establishments as on 31st March 1956 was 11,591 as against 10,709 during the Preceding year. 1,601 new applications for registration were received during the year against which 719 establishments had either been closed down or changed hands, hence the net addition was of 882. The registration fees amounted to about Rs. 2,572 as against Rs. 2,970 in the previous year.

Inspections and Prosecutions. During the year under report 16,733 visits were paid to various establishments, 96 complaints were received in addition to 4 pending from the previous year. Of these 98 complaints were investigated and disposed off leaving 2 pending at the close of the year. For checking the large area of the Suburbs, 122 mass raids were carried. In all 574 prosecutions were launched during the year realising an amount of about Rs. 16,355 as fines, leaving 23 (including 3 on dormant file) cases pending at the close of the year.

Grant-in-Aid. The grant-in-aid received for the year 1954-55 was about Rs. 16,665 and about Rs. 2,572 were received by way of Registration fees and fees for notices of change. The total expenditure incurred on the Administration of the Act was about Rs. 54,662 including dearness allowance.

Theatre Tax. The realisation of Theatre Tax during the year under report amounted to about Rs. 92,620.

Payment of Wages Act, 1936—This Act has been made applicable from 1st April 1955 to the establishments coming under the Shops and Establishments Act, 1948. For the administration of this Act one Inspector and one Clerk have been appointed. As the employers are not thoroughly conversant with the records to be maintained under the Payment of Wages Act, propaganda work has been carried out. 60 complaints were received during the year under report. Out of which 57 were disposed off by effecting compromises between the employers and employees. Three complaints remained pending at the end of the year.

VII.—MARKET DEPARTMENT

There were 16 Municipal Markets and 2 Private Markets in the Suburbs.

The following improvements were made in the Municipal Markets during the year under report :—

(1) The work of remodelling of Khar Market has been completed. The stallage charges of the shops were also revised from 1st October 1955.

(2) The mutton section of the Andheri Market was reconstructed with 16 stalls and occupied by the licencees from 1st February 1956.

(3) A storage tank together with a water connection was provided at Chembur Market.

In all five Municipal Slaughter Houses were functioning during the year. 4,869 buffaloes, 598 cows and bullocks and 69,436 sheep and goats were brought for slaughter at different Slaughter Houses, out of which 28 buffaloes, 13 cows and bullocks and 1,226 sheep and goats were rejected on ante-mortem examination.

The total approximate weight of dressed meat of buffaloes, cows and bullocks was 1,139.5 tons and that of sheep and goats was 436.5 tons.

The total meat destroyed at Kurla Slaughter House was 1.35 tons during the post-mortem examination.

In all 75 raids were carried out for detecting unauthorised slaughter of animals in the Suburbs. Out of 69 cases filed, 68 cases resulted in conviction and 1 case resulted in acquittal. The total amount of fines inflicted was Rs. 2,536. The total amount realised by auction sale of confiscated animals was Rs. 547.

The total receipts of the department amounted to Rs. 4,74,487-15-6 as against Rs. 5,14,818-15-9 in the previous year,

IX.—EDUCATION

Suburban Primary Schools

There were 96 Schools and 24 Classes on 1st April 1955. One new School and 13 new Classes were opened, 6 Classes were converted into Schools and 1 Class was amalgamated with another during the year under report. Thus, on the 31st March 1956, there were 98 Schools and 34 Classes in the Suburbs, with a strength of 38,068 Pupils on the rolls at the end of the year. The highest number of pupils during the year was 40,732 at the end of September 1955 and the average number of pupils throughout the year was 36,968. Out of 98 Schools, 39 were Upper Primary Schools.

At the end of the year, there were 983 ordinary teachers and 21 Special Teachers in the Suburban Schools as against 840 ordinary teachers and 21 Special Teachers in the previous year. Out of 983 Teachers, 839 (85.3 per cent.) were trained as against 699 (83.2 per cent.) in the previous year.

The number of Municipal-owned School Buildings in the Suburbs was 34 at the beginning of the year. The work of construction of the school building on the reclaimed tank land at Juhu was completed during the year. Thus, the number of Municipal-owned School Buildings rose to 35 in the Suburbs at the end of the year. An additional floor was constructed on the Municipal Manilal Sunderji Gujarati School and the work of extension of the building of the Village Municipal Marathi School, Kurla, was also completed during the year. The remaining Schools were accommodated in rented buildings.

Physical Education was imparted as per the curriculum laid down by Government. Various extra-curricular activities, *viz.*, Sharad Utsav, Vacation Libraries, etc. were conducted in the Suburban Schools on the lines of the City Schools. As usual, Mass Drill Displays were also held during the year.

With the disbandment of the Attendance Department, the work of enforcement of compulsion is now being looked after by the Superintendents of Schools. As required by Rule No. 5 of the Rules framed by Government under Section 18 of the City of Bombay Primary Education Act of 1920 as amended up-to-date, the census of non-attending children was taken early in 1955 and the next census will be held in 1957-58 as per the amended rules.

The total expenditure for the year amounted to Rs. 22,20,356 out of which an amount of Rs. 5,50,000 was received from Government. The Average Cost per Pupil according to the number of pupils on rolls was Rs. 58.3 as against Rs. 55.9 in the previous year, while the average cost according to the Average Number of Pupils on Rolls for the whole year, came to Rs. 60.6 as against Rs. 56.2 in the previous year.

An experiment on teaching on progressive lines was started during the year under report in the Municipal Ghatla Marathi School, situated in a small village in Trombay. The teachers were encouraged and given a free hand to employ any method they thought good and effective and to organise the school on any lines they thought best, provided inspection and careful evaluation prove the results satisfactory. The Teachers have prepared their own teaching aids, charts and cards and pupils have helped in this. The results were encouraging.

There were 66 Aided Schools at the close of the year with 451 teachers for 15,510 pupils. Besides these Aided Schools, there were 7 Recognised Schools with 47 teachers for 852 pupils.

The total expenditure incurred by the Suburban Aided Schools was 8,43,845. The average cost per pupil was Rs. 55.3 to the Aided Schools and Rs. 7.2 to the Corporation.

The total amount of grants assessed during the year was Rs. 1,92,534. However, the budget provision being less, recourse had to be had to applying cuts to the assessed grants and the total amount recommended was Rs. 1,11,030.

Till the end of the year 1954-55 grants in favour of English teaching Schools were being assessed on the basis of the expenditure incurred by these Schools on those Indian

Christian children who claimed English to be their mother-tongue. With the sanction of the Corporation, grants-in-aid for the year 1955-56 in favour of English Teaching Schools were assessed on the basis of expenditure on all the pupils of English teaching Schools as in the case of other Aided Schools.

Extension to the Suburban Schools of the scheme of Free Supply of Toned Milk to undernourished children continued during the year and about 8,880 children received the benefit of milk feed. In addition, snacks were given to these children to supplement their milk feed.

X.—PUBLIC HEALTH DEPARTMENT (Suburbs)

Area and Population.—The total area of the Suburbs is 43,398 acres, i.e., about 67.81 square miles and the population as enumerated in the Census of 1951 was 5,10,250 and the mid year estimated population for 1955 was 6,42,402.

Birth Registration.—The total number of births registered during the year was 20,335 as against 18,571 for the year 1954.

Death Registration.—The total number of deaths registered from all causes during the year was 5,932 as against 6,145 in 1954 showing a decrease of 213.

Infant Mortality.—Deaths amongst infants under one year of age numbered 1,753 as against 1,648 showing an increase of 105.

The infant mortality rate per 1,000 live births registered was 86.2 for the year 1955 as against 88.7 for the previous year.

Infectious Diseases.—No deaths were reported from Plague, Cholera and Cerebro-spinal meningitis.

There were 5 deaths from small pox, 49 from Enteric fever, 1 from Influenza and 252 from Tuberculosis.

Immunization.—The number of primary vaccinations and re-vaccinations done was 24,474 and 55,153 respectively at the 26 Vaccination Stations as against 24,433 and 1,75,257 respectively in 1954.

Malaria.—Malaria caused 4 deaths.

Dysentery.—There were 29 deaths from Dysentery.

OTHER PRINCIPAL DISEASES

There were 108 deaths from diseases of the respiratory system, 31 from Bronchitis, 229 from Diarrhoea, 1,203 from Pneumonia, 456 from Congenital debility and 743 Senile debility.

Medical Relief.—The Institutions rendering Medical Relief in the merged area are :—

Two Municipal Hospitals.—One at Bandra and the other at Kurla with a total of 33 beds medical and surgical.

Four Municipal Maternity Homes one each at Ghatkopar and Chembur and two Maternity Wards attached to the two Hospitals at Bandra and Kurla with a total of 81 Maternity beds.

There were 11 Municipal Dispensaries one each at Kherwadi-Khar, Andheri, Jogeshwari, Vile Parle, Versova, Old Kurla, Chembur, Ghatkopar, Bhandup and the out-patients' Dispensaries attached to the two Hospitals at Bandra and Kurla.

The two hired Mobile Hospitals Units from the Peoples' Mobile Hospitals also rendered Medical Relief to the outlying villages, and areas in the Suburban area, one in H and K Wards and the other in L, M and N Wards.

A Municipal Mobile Dispensary was started from 8th August 1955 at Rajawadi, Ghatkopar for rendering medical relief in the villages which are not served by the hired Mobile Dispensary Units of the Peoples' Mobile Hospitals.

The total number of new indoor patients admitted in the Hospitals was 5,785. The total attendance of indoor patients was 28,261.

The total number of new outdoor patients treated in all the dispensaries including the Municipal Mobile Unit and the two hired units of the Peoples' Mobile Hospital was 3,59,045 and the total out-patient attendance was 10,67,476.

To meet the growing demand on the institutions, a proposal to provide more dispensaries at convenient sites in the Suburbs is under consideration. Proposals to construct a General Hospital with 50 beds at Rajawadi, Ghatkopar and a Maternity Home with 20 beds in the compound of the N. J. Wadia Dispensary, Andheri, were sanctioned and the construction of buildings of these two units would be started as soon as possible.

Licensable Trades.—Licences were issued to all such trades as were found conducted in Municipal limits with a view to enforcing on them the minimum of hygienic and sanitary requirements. Such enforcement necessitated statutory actions and prosecutions in several instances.

Food Sanitation.—This included supervision and control through licensing of food shops and establishments, inspection of food stuffs exposed for sale and the seizure and destruction of food found unwholesome or unfit for human consumption.

Health and Cleansing Weeks.—Health and cleansing weeks were arranged with the help of local Social Organizations, throughout the year. Localities were selected in turns for intensive cleansing and rectification of sanitary defects noticed in residential premises. T.A.B. inoculations and vaccinations against small-pox were done. Health education of residents of these localities was carried out by exhibiting films on health and sanitation. Food sanitation was also enforced. These campaigns have brought about appreciable improvement in the localities served.

MILK IN SCHOOL SCHEME

A provision of Rs. 3,00,000 was made to meet the cost of the scheme in the suburbs. Out of 15,911 children detected undernourished only 8,880 children could be included in the scheme. Each such child was given 8 Ozs. of toned pasteurised milk per day. Snacks in the form of chikki or fruits (chikus or oranges) were also given to these children from 24th August 1955 on the working days of the school to supplement the milk diet. The remaining school children could not be included in the scheme because the required quota of milk was not available from the Milk Commissioner. Only snacks (chikki) were therefore given to 1,110 additional children from 18th October 1955 where milk scheme was already in force. As milk was not given to the undernourished children on Sundays and Holidays, a scheme to utilize this quota of milk on Sunday's for free distribution to children under 12 years was started, and as a result of this about 5,000 children were receiving milk on Sundays.

GENERAL REVIEW

The greater portion of the Suburbs is undrained and unsewered. A good many premises have either inadequate, objectionable or inefficient sanitary conveniences and some have none at all. Statutory actions were, therefore, taken wherever possible to enforce the provision of appropriate and adequate sanitary accommodation.

Sanitary conditions in numerous village "Goathan" and outlying habitations have been far from satisfactory but the intensive cleansing campaigns as well as the village improvement schemes have improved their conditions.

Nothing short of slum clearance schemes will, however, improve materially the sanitation of such areas. All other available measures and expedients are being adopted to improve the sanitary conditions of these areas.

XI.—CONSERVANCY BRANCH (Suburbs)

The control of the Conservancy Branch was transferred from the Deputy Executive Health Officer to the City Engineer from 1st June 1955.

Conservancy.—The total surface of roads; footpaths and open spaces cleansed during the year was 33,21,940 square yards. The quantity of refuse collected and removed through the municipal agency was 39,263 tons.

Control of Rat Pest.—The total number of rats caught and destroyed was 32,119 as against 18,045 of the last year. No rat was found infected with plague.

Control of stray dogs.—During the year 2,799 stray dogs were caught and sent to the Lethal Chambers at Mahalaxmi.

Dog Licensing.—2,087 dogs were licensed under the dog licensing Act as against 2,153 in the previous year.

Veterinary Dispensary.—The number of animals treated during the year were 4,774 as against 3,942 in the previous year.

In addition to the above, special services such as internal cleansing of privy seats, cleansing of septic tanks and cleansing of commodes; were rendered. Special services were also rendered to the Bombay Air Port, the Chembur Colony; and various other Government and Military Establishments.

XII.—SUBURBAN GARDENS

The Suburban Gardens were taken over by the Superintendent of Gardens from the Hydraulic Engineer from 1st April 1955. The total number of gardens is 12 inclusive of 2 sites developed during the year under report.

Children's play apparatus were provided at 3 places in the Suburbs.

400 trees were planted in the Suburbs and 77 Cement Concrete Mosaic benches were provided.

6 Band and 5 orchestra programmes were arranged at the gardens and bandstands in the Suburbs.

P. R. NAYAK,
Municipal Commissioner
for Greater Bombay

FINANCIAL

(SUBURBS)

A.E./G.B./D2/37 of 8th August 1956.

Report from the Chief Accountant on the Accounts of the Bombay Municipal Corporation Suburbs for the year 1955-56.

The following statement summarises the transactions for the year pertaining to Revenue and the actuals for the preceding year :—

	1955-56			Actuals for 1954-55
	Budget Estimates	Revised Estimates	Actuals	
Opening Balance ...	Rs. 60,35,000	Rs. 77,57,391	Rs. 77,57,391	Rs. 56,96,863
Income ...	1,40,01,853	1,46,40,375	1,57,54,891	1,40,60,208
Expenditure ...	1,49,62,485	1,59,35,227	1,41,73,331	1,19,00,210
	9,60,632 (Deficit)	12,94,852 (Deficit)	15,81,560 (Surplus)	21,59,998 (Surplus)
Balance ...	50,74,368	64,62,539	93,38,951	78,56,861
Reservation for advances <i>vide</i> para. 2	— 2,81,964	— 12,25,392	— 99,470
Closing Balance ...	50,74,368	61,80,575	81,13,559	77,57,391

2. The details of the Reservations for advances, etc., are :—

Increase in—

Renewed Grants ...	Rs. 11,61,842	Rs.
Miscellaneous Advances ...	1,49,768	
		13,11,610
Decrease in Advances for Plant and Machinery ...		86,218
Net increase ...		12,25,392

3. The net unhypothecated surplus cash Balance of 31st March 1956 was as under :—

Liabilities		Assets	
Advance for Plant and Machinery ...	Rs. 3,30,873	Surplus Revenue Fund as per Appendix No. 2.	Rs. 89,18,280
Miscellaneous Advances ...	4,73,848		
Minimum required by Law ...	1,00,000		
Surplus Cash Balance ...	80,13,559		
Total ...	89,18,280	Total ...	89,18,280

4. The loan liabilities at the beginning and at the end of year were as under :—

Outstanding debt on 1st April 1955	Loans raised during the year	Repayment during the year	Outstanding debt on 31st March 1956
Rs.	Rs.	Rs.	Rs.
1,72,65,500	50,00,000	1,24,937	2,21,40,563

A loan of Rs. 50,00,000 was raised by public subscription in the month of September 1955 at 4 per cent. interest with a currency of 10 years, sanctioned under Corporation Resolution No. 180, dated the 14th July 1955 and G. R. No. Lon. 3255, dated the 30th August 1955 :—

The position of Sinking Fund is shown below :—

Amount of Fund on 31st March 1955	Interest, etc., realisation	Sinking Fund Instalments	Amount of Fund on 31st March 1956
Rs.	Rs.	Rs.	Rs.
19,55,323	83,079	6,98,064	27,36,466

The value of securities held in the Sinking Fund Account on the basis of market rates prevailing on 31st March 1956, including accrued interest and cash exceeded the actual amount of Sinking Fund which should have accumulated by Rs. 87,169 which was held in the Sinking Fund Account.

INCOME

5. A detailed comparison between the Budget, Revised Estimates and the Actuals will be found in Appendix No. 3. The estimated income for the year as per the Budget Estimates was Rs. 1,40,01,853 against which the Actuals amounted to Rs. 1,57,54,891 resulting in increase of Rs. 17,53,038 over the Budget Estimates and of Rs. 11,14,516 as compared with the Revised Estimates, viz., Rs. 1,46,40,375. The reasons for increases and decreases are explained in Statement 'A'.

6. The position as regards income from General Tax, Water Tax, Halalkhore Tax will be seen from the sub-joined statement :—

	1955-56	1954-55	Increase
	Rs.	Rs.	Rs.
(1) General Tax (including Fire Tax)—			
Total Collections booked	60,77,357	53,00,404	7,76,953
Deduct—			
Recoveries for previous years	17,09,084	13,54,346	3,54,738
Total	43,68,273	39,46,058	4,22,215
Add—Outstanding for the year at the close of the year	* 31,99,045	28,27,715	3,71,330
Total	75,67,318	67,73,773	7,93,545
(2) Water Tax and water charges by measurement and at compounded rates—			
Total Collections booked	38,03,472	30,78,458	7,25,014
Deduct—			
Recoveries for previous years	16,55,900	4,51,902	2,04,998
Total	31,46,572	26,26,556	5,20,016
Add—Outstanding for the year at the close of the year	* 10,57,020	8,54,625	2,02,395
Total	42,03,592	34,81,181	7,22,411
(3) Halalkhore Tax and for special service—			
Total Collections booked	16,80,097	6,74,621	5,476
Deduct—Recoveries for previous years	1,87,049	2,03,686	—16,637
Total	4,93,048	4,70,935	22,113
Add—Outstanding for the year at the close of the year	* 3,61,906	3,39,551	22,355
Total	8,54,954	8,10,486	44,468
Net demand on account of Property Taxes (inclusive of refund)	1,26,25,864	1,10,65,440	15,60,424
The total outstanding on 31st March 1956 amounted to Rs. 46,17,971.			

* As supplied by Dy. Assessor and Collector (Subs.).

7. The final sanctioned grants amounted in the aggregate to Rs. 1,80,15,395 as follows :—

	Rs.
Budget Grants	1,49,62,485
Unexpended grants for previous year, renewed for expenditure	9,19,313
Additional Grants	21,33,597
Final sanctioned grants	1,80,15,395

The Additional grants were mainly taken for (i) meeting the cost of water supplied to the merged area in Greater Bombay as more quantity of water was consumed than anticipated. (ii) construction of (a) 50 bedded Hospital (b) additional floor over the existing Maternity Home (c) additional floor over existing Mobile Hospital (d) additional floor over the Municipal Staff Quarters (e) Quarters for Ward Boys and lastly (iii) construction of houses for Municipal Employees, Middle and Poor Class in Suburbs.

The transfers from one Budget head to another without affecting the total Budget provision for the year amounted to Rs. 2,30,410.

8. The final sanctioned grants for the year aggregated to Rs. 1,80,15,395 as stated above, against which the actuals amounted to Rs. 1,41,73,331, leaving an unexpended balance of Rs. 38,42,064 at the close of the year. Of this a sum of Rs. 24,58,483 is being renewed for expenditure during 1956-57 against Rs. 12,96,641 in 1955-56 and the balance, viz., Rs. 13,83,581 being treated as savings on final grants sanctioned as detailed in Appendix No. 4.

The heads under which the renewals are required will be found in Appendix No. 4 and this expenditure also will be found classified according to the nature of service in the summary to Statement 'B'. The items contributing to decreases under various heads of expenditure are shown in Statement 'B'.

9. The percentage of Establishment proper and of labour to the total expenditure for 1955-56 and the previous year are given below :—

	Percentage to total expenditure during	
	1955-56 %	1954-55 %
(1) Establishment proper including supervision	Rs. 13.88	Rs. 14.38
(2) Labour	11.97	12.25

LOAN FUNDS

10. The amount of new loan proposed in the Budget for 1955-56 and actually raised to finance the capital works expenditure including purchase of Plant and Machinery was Rs. 50 lakhs. A contribution of Rs. 9.00 lakhs was received from Government being 1/3rd of the expenditure incurred on the extension and improvement of (a) water supply (b) sewerage (c) surface drains.

LOAN WORKS EXPENDITURE

11. The Opening Balance on the 1st April 1955 on account of Loan Funds, but excluding Trust Fund was Rs. 15,08,929. Adding to this Rs. 50 lakhs raised during the year and Rs. 9,00,000 received from Government as contribution the total funds available for expenditure were Rs. 74,08,929. The total expenditure incurred during the year amounted to Rs. 70,63,437 leaving an unspent balance of Rs. 3,45,492 in the Loan Funds at the close of the year.

12. The following statement contrasts the expenditure on capital works with the Budget and Revised Estimates during the last five years :—

Year	LOAN AND TRUST FUNDS			Percentage by which actuals fell short of Budget Estimates	Percentage by which actuals fell short of Revised Estimates
	Budget Estimates	Revised Estimates	Actuals		
1951-52	Rs. 35,94,548	Rs. 42,12,524	Rs. 12,27,579	66	71
1952-53	79,94,313	64,43,737	20,82,473	74	68
1953-54	75,31,812	1,17,14,583	52,08,536	31	55
1954-55	88,56,732	1,33,05,267	62,41,542	28	53
1955-56	1,02,40,272	1,78,46,414	69,53,760	32	61

The above figures do not include the amount of account of subvention and Discount and other charges on the New Loan.

The Revised Estimates for 1955-56 adopted by the Corporation were for Rs. 1,80,01,414 including Rs. 50,000 on account of subvention, Rs. 1,05,000 on account of charges for raising the New Loan and Rs. 30,000 on account of estimated expenditure under Trust Fund. The amount of Rs. 69,53,760 shown as actual expenditure is arrived at as follows :—

Expenditure as shown in the summary of Appendix No. 8 including expenditure under Trust Fund.	Rs. 70,63,437
Deduct—	
Expenditure for raising the New Loan	1,09,677
Total	69,53,760

SINKING FUND

13. From Appendix No. 10 it will be seen that the book value of investments of the Sinking Fund as on 31st March 1956 amounted to Rs. 27,36,466 made up of Rs. 27,36,454 being the book value of securities and Rs. 12 in cash with the State Bank of India. Valuing the Municipal Debentures at par the market value of Sinking Fund Investments held on 31st March 1956, comes to Rs. 27,87,843 as shown in Appendix No. 16A. This together with the amount of interest accrued upto 31st March 1956, viz. Rs. 8,830 and cash with the State Bank of India Rs. 12 brings the total amount of Sinking Fund to Rs. 27,96,685 and more than covers the amount viz., Rs. 27,09,516 to which the Sinking Fund should have accumulated upto 31st March 1956. The excess in the Sinking Fund Investment account was thus Rs. 87,169.

INVESTMENTS AND INVESTED BALANCES

14. The details of investments made during the year are as follows :—

	Amount	Average number of days
(1) Current Account Deposits	Rs. 24,43,865	19.10
(2) Fixed Deposits	4,05,00,000	86.27
(3) Call Deposits	1,12,00,000	55.60
Total	5,41,43,865	76.89

The interest earned during the year amounted to Rs. 4,18,510 and the details are as follows :—

(1) On Current Account Deposits	...	Rs. 1,355
(2) On Fixed Deposits	...	2,96,300
(3) On Call Deposits	...	51,009
(4) On Investments in Public Securities etc.	...	69,846
		Total ... 4,18,510

The average rates of interest on Current Account Deposits Call Deposits and Fixed Deposits were 1 per cent. 2.98 per cent. and 3.09 per cent. as against 1 per cent. 2.94 per cent. and 3.10 per cent. for the preceding year respectively. The rate realized on Call Deposits ranged from $2\frac{3}{4}$ per cent. to $3\frac{1}{4}$ per cent. while that realised on Fixed Deposits ranged from 3 per cent. to $3\frac{1}{2}$ per cent. The maximum rates realised on Call Deposits and Fixed Deposits during the preceding year were 3 per cent. and $3\frac{1}{2}$ per cent. respectively.

The average rates of interest on all Deposits was 3 per cent. as against 2.99 per cent. in the preceding year.

DEPARTMENTAL STOCK VERIFICATION

15. Verification of consumable stores, stationery, dead stock, Plant and Machinery, tools, etc., of various departments, viz. A.S.M., A.H.S., A.E. (Suburbs), Bhandup Dispensary, Chembur Welfare Centre, Ghatkopar Reading Room and Library, M.O.H. (L & M Wards), S.V.K. Maternity Home, Rajawadi Dispensary, A.E. (Transport), etc., was carried out. Verification of dead stock articles in respect of Suburban Schools was also carried out. In all 112 offices and Schools were visited for the above work during the year 1955-56.

STREET IMPROVEMENTS

16. The provision made in the Revised Loan Works Budget for meeting claims on account of acquisition of Set Backs was Rs. 25,000 (excluding Rs. 50,000 earmarked for adding set back lands to roads) against which the expenditure is Rs. 13,823. This leaves a balance of Rs. 11,177. After deducting all ascertained time-barred claims the undischarged Commitments on 31st March 1956 in regard to set backs already acquired and sanctioned to be acquired amount to Rs. 50,737 as stated by the Assistant Engineer (Suburbs) against which we have a provision of Rs. 40,000 (excluding Rs. 35,000 earmarked for adding set back lands to roads) in the Budget for 1956-57. In addition to this, further liabilities may be expected on account of further acquisition of set backs that will be sanctioned during 1956-57.

GENERAL REMARKS

(000 Omitted).

17. In the Budget Estimates for the year the Income was originally estimated at Rs. 1,40,02 the expenditure Rs. 1,49,62 the deficit being Rs. 9,60.

On the basis of eight months' actuals the income for the year was further revised to Rs. 1,46,40 and expenditure to Rs. 1,59,35 resulting in a deficit of Rs. 12,95.

The actual Income realised was Rs. 1,57,55 and expenditure aggregated to Rs. 1,41,73 resulting in a surplus of Rs. 15,82.

Reasons for increases in Income are detailed in Statement 'A'.

The expenditure for the year was estimated at Rs. 1,49,62 and as per revised estimate (8 months basis) at Rs. 1,59,35. The Final Grants, however, sanctioned aggregate to Rs. 1,80,15 against which the actual expenditure booked was Rs. 1,41,73 resulting in an unexpended balance of Rs. 38,42, at the close of the year. As against the unexpended balance of Rs. 38,42 the departments proposed renewal of grants to the extent of Rs. 24,58 for expenditure in 1956-57 and the balance of Rs. 13,84 was treated as savings.

The Opening Surplus Cash Balance was Rs. 77,57. The transactions for the year resulted in the surplus of Rs. 15,82. Thus the balance at the close of the year was increased to Rs. 93,39 and after taking into account the increase in the reservation of advances as detailed in para. 2 the balance at the end of the year stood at Rs. 81,14.

The expenditure estimated for the year on Loan Works as detailed in para. No. 12 was Rs. 1,02,40 revised to Rs. 1,78,46 against which the actuals amounted to Rs. 69,54 thus the actuals fell short of the Budget and Revised Estimates by 32 per cent. and 61 per cent. respectively.

The position regarding Sinking Fund was satisfactory as there was an excess accumulation of Rs. 87.

The notable features during the year under report were the increased facilities extended to more areas of the Suburbs as large amounts were spent for providing Water Mains, Sewerage, Pumping Stations and Drains. Large sums were also spent for extending the two main Hospitals in Bandra and Kurla. Funds amounting to Rs. 5 lacs for building the 50 bedded Hospital at Ghatkopar and Rs. 5 lacs for providing accommodation for Municipal staff out of the Surplus Cash Balance were provided in the Budget for 1955-56. Proposals for appropriating Rs. 3,20,340 at Rs. 3,00,000 respectively for the above purposes were approved by the Corporation during the year. Due to acute scarcity of cement, it has however, not been possible to undertake these schemes in hand so far.

A sum of about Rs. 4,00,000 was spent during the year for widening Bombay Agra Road, Kurla Andheri Road and Ghatkopar Mahul Road. Large amounts were also spent for improvement of lighting and heavy repairs to roads.

A donation of Rs. 30,000 was received during the year from Shri M. M. Munshi for meeting the part cost of the T. B. Clinic at Khar.

The transactions of the year reveal a surplus as was the case last year, of Rs. 15,82 lacs. This was mainly due to the actual expenditure being less, counter balanced to some extent by an increase in Income under (i) property taxes, (ii) interest and profit on investment of surplus, loan and other balances due to larger balances being available for investments, (iii) water by measurement due to recoveries of outstanding bills and increase in the number of connections and lastly (iv) due to increased recoveries of outstanding dues on account of license fees and opening of two Cinema Theatres and registration of more Establishments.

In conclusion, I would like to add that the staff have done their duty with commendable zeal.

T. V. DORAISWAMY,
Chief Accountant.

Statement 'A' showing main items contributing to the Increases and Decreases in Income.

(Actuals compared with original Estimates)

Budget Head	Amount of Increase	Amount of Decrease	REMARKS
	Rs.	Rs.	
1.—General Tax, Indirect Taxation and Miscellaneous Revenue.			
A.—General Tax	3,34,695	...	Due to assessment of newly constructed properties and vigorous efforts made towards recovery by Ward Staff
B.—Grants-in-aid in respect of fines for offences against the Law.	...	29,359	Partly due to decrease in the number of offences against law and partly due to decrease in the amount of fines levied for offences against the law.
C.—Interest and Profit on Investment of Surplus Loan and other Balances.	2,93,781	...	Due to larger balances available for investment and favourable rate of interest obtained for investment.
D.—Miscellaneous	11,670	...	Due to increase in Miscellaneous receipts.
2.—Water Works—			
(1) By Measurement	8,95,472	...	Due to increase in number of connections and compounded charges for water for construction work and recovery of arrears.
(2) Rent of Water Meters	8,343	...	Due to additional Municipal meters given on hire.
(3) Miscellaneous			
(a) Miscellaneous Receipts	9,088	...	Due to supervision charges of Private and Departmental Works and increase in minor receipts than anticipated.
(b) Miscellaneous Fees	27,640	...	Due to increase in number of connections given to private parties, renewing and refixing private meters and increase in Miscellaneous fees than anticipated.
4.—Education Secondary	93	...	Due to recovery of H. R. A. from employees.
5.—Public Health Department	15,954	...	Due to increase in Birth and Death Certificates, Milk and Dog Licences and Fees for rendering D.D.T. Services.
6.—Medical Relief and Education	1,949	...	Due to realization of interest and slight increase in other sub-heads under 6.—Medical Relief and Education.
7.—Street Cleansing and Conservancy	...	90,385	Due to the failure of the contractor to pay instalment of contract and to the Revenue of Assessment Department (Suburbs).
8.—Roads, S.W. Drains and Public Lighting—			
A.—Wheel Tax and Government Contribution in lieu of Tolls.	12,365	...	Due to more recoveries of outstanding Bills.
B.—Ground Rent	...	1,318	Decrease due to outstanding recoveries of Bus Stop Shelters and Milk Booths, etc.
C.—Miscellaneous	38,378	...	Due to sale of cement bags, drums, etc., and Supervision Charges for works carried out.
D.—Ferry Receipts	773	...	Due to increase in traffic.
9.—Mechanical	
10.—Buildings, Land Acquisition and Management	26,959	...	Due to recoverise of arrears of Stall Boards and Weather Frames, etc.
11.—Fire Brigade	22,898	...	Same remarks as at Item No. 1—General Tax.
12.—Licensing, Removal of Encroachments on Public Streets, etc.	1,28,706	...	Increase due to (1) Adjustment of old deposits, (2) Recoveries of Milch Cattle licence fees, (3) Recoveries of licence fee for more licences, (4) Repeated and severe removal action by Encroachment Staff, (5) More Establishments registered during the year, (6) Re-opening of 2 Cinema Theatres, etc.
13.—Gardens and Open Spaces	
4.—Markets and Slaughter Houses	...	59,799	Due to deposits not adjusted to proper accounts, proportionate enhanced transfer fee and slaughter fee to be increased from S. M. etc.
15.—Contribution from Capital Funds to Revenue on account of Loan Works Staff.	65,732	...	Due to more expenditure on Capital Works.
16.—Rebate from Government on account of U. I. P. Tax.	2,727	...	Same remarks as at Item No. 1—General Tax.
17.—Grants-in-aid from Government	...	23,250	Due to reduction in staff.
18.—Share from Budget 'A' for Town Duty	59,926	...	Due to more Town Duty collected in Budget 'A'.

Summary of Increases and Decreases in Income compared with the Budget Estimates.
(000 Omitted).

	Increase.	Decrease.
	Rs.	Rs.
General Tax	334	...
Grant-in-aid in respect of fines for offences against the law	...	29
Interest and profit on investment of surplus Loan and other balances	294	...
Miscellaneous	11	...
Water Works	940	...
Education Primary
Education Secondary
Public Health	16	...
Medical Relief and Education	2	...
Street Cleansing and Conservancy	...	90
Roads, S. W. Drains and Public Lighting	50	...
Buildings, Land Acquisition and Management	27	...
Fire Brigade	23	...
Licencing and Removal of Encroachments	128	...
Market and Slaughter Houses	...	59
Contribution from Capital Funds, to Revenue on account of Loan Works Staff	66	...
Rebate from Government on account of collection of the Urban Immoveable Property Tax in the Suburbs	3	...
Grants-in-aid from Government	...	23
Share from Budget 'A' for Town Duty under Section 123(B) 2	60	...
Total	19,54	201
Gross Increase	19,54	...
Gross Decrease	...	201
Net Increase	17,53	...

Statement 'B' showing items contributing to the decrease in Expenditure under different Service Heads.

Budget Head	Establishment and Labour	Stores and Materials	New Works Special Repairs etc.	Debt Charges	Specific Items	Miscellaneous	Total	Remarks
	Rs.	Rs.	Rs.	Rs.	Rs.	Rs.	Rs.	
I.—General Supervision, Collection of Revenue, etc.	24,216	...	929	41	...	29,769	34,955	
II.—Water Works	7,773	...	10,093	21,151	D.A. 2,544 P.F. 26,506	17,237	85,304	
III.—Education, Primary	
IV.—Education, Secondary	1,355	1	...	3,054	4,410	
V.—Public Health Department	39,700	3,887	16,294	5	...	1,49,768	2,09,654	
VI.—Medical Relief and Education	24,082	4,886	13,763	13	...	77,876	1,20,420	
VII.—Street Cleansing and Conservancy, etc.	1,09,614	15,137	30,207	1,986	...	1,72,229	3,29,173	
VIII.—Roads, S.W. Drains and Public Lighting.	15,618	...	1,92,461	72,020	...	21,812	3,01,911	
IX.—Mechanical	2,483	137	2,620	
X.—Buildings, Land Acquisition and Management.	13,831	...	2	176	...	3,093	17,102	
XI.—Fire Brigade	2,710	12,508	992	41	...	12,083	28,334	
XII.—Licensing, Removal of Encroachment, etc.	28,968	...	24	3,324	32,316	
XIII.—Gardens and Open Spaces	188	24	3,880	3	...	1,257	5,352	
XIV.—Markets and Slaughter Houses	10,898	2,371	20,909	6	...	17,887	52,051	
XVI-A.—Provident Fund, Pension etc.	1,10,835	...	1,10,835	
B.—Urban Immoveable Property Tax	8,865	...	8,865	
C.—Dearness Allowance	3,867	...	3,867	
D.—Grants-in-Aid	14,612	...	14,612	
Total	2,81,436	38,813	2,89,554	95,443	1,69,029	5,09,306	13,83,581	

Summary showing amounts to be renewed during 1956-57 and amounts of savings out of the Grants of 1955-56 after renewal.

Nature of Service	Amount to be renewed in 1956-57	Balance of Grants treated as Savings	Total
(1)	(2)	(3)	(4)
	Rs.	Rs.	Rs.
(1) Establishment and Labour	95,071	2,81,436	3,76,507
(2) Repairs including Special Repairs	7,08,702	2,52,569	9,61,271
(3) Stores and Materials	38,560	38,813	77,373
(4) New Works	8,61,690	36,985	8,98,675
(5) Dearness Allowance	5,963	8,411	14,374
(6) Interest on Municipal Loans	60,513	95,443	1,55,956
(7) Grants-in-Aid to Public Institutions	48,931	14,612	63,543
(8) Provident Fund and Pension Charges	...	1,37,341	1,37,341
(9) Miscellaneous Other Charges	6,39,053	5,17,971	11,57,024
Total	24,58,483	13,83,581	38,42,064

APPENDICES

MUNICIPAL ACCOUNT (SUBURBS)

- No. 1.—General Financial Statistics.
- No. 2.—Statement of Surplus Revenue Fund for 1955-56.
- No. 3.—Statement showing the Income realised during 1955-56 as compared with Estimates for the year as also with the actuals for the preceding year.
- No. 4.—Statement showing the Expenditure during 1955-56 as compared with the Final sanctioned grants.
- No. 4A.—Statement showing details of Expenditure incurred on New Works during the year ending 31st March 1956.
- No. 5.—Balance Sheet (Revenue) as at 31st March 1956.
- No. 6.—Statement of Special Funds for 1955-56.
- No. 7.—Balance Sheet (Capital Funds) as at 31st March 1956.
- No. 8.—Block Account showing details of Capital Expenditure upto 31st March 1956.
- No. 9.—Statement showing (1) the total amount of Municipal Loans raised, (2) the Expenditure incurred thereagainst, and (3) the invested balances of the loans on 31st March 1956.
- No. 10.—Statement showing the actual investment on account of the Sinking Fund of different Municipal Suburbs Loans upto 31st March 1956, compared with the amounts which should have accumulated upto that date on the basis of the fixed instalments and the sums set aside as Sinking Fund as on 31st March 1956.
- No. 11.—Statement showing outstanding Loans due by the Municipality (Suburban Area) the interest outstanding on 1st April 1955 on different loans, the amount payable for the year 1955-56, the amount paid by the Imperial Bank of India and in Office during the year and the balance outstanding on 31st March 1956.
- No. 12.—Statement of Advance Accounts for 1955-56.
- No. 13.—Statement of Deposit Accounts for 1955-56.
- No. 14.—Statement of interest accrued but not paid in respect of Municipal Loans outstanding on 31st March 1956.
- No. 15.—Statement of amounts of receipts and expenditure respectively, credited and debited to the Municipal Fund during the year 1955-56 and the balance at the credit of the Fund at the close of the year 1955-56 (i.e., 31st March 1956).
- No. 16.—Comparison of Face, Purchase and Market Values at 31st March 1956 of the different Securities held in the Special Funds.
- No. 16A.—Comparison of Face, Purchase and Market Values at 31st March 1956 of the different Securities held in Sinking Fund.
- No. 16B.—Statement showing the amount of and the object for which the donations held under Public Monuments Maintenance Fund were received from different parties upto 31st March 1956.
- No. 17.—Statement of the Income of the Bombay Municipal Corporation Budget 'D' from 1950-51 to the close of the Financial year 1955-56.
- No. 18.—Statement of the Expenditure of the Bombay Municipal Corporation Budget 'D' from 1950-51 to the close of the financial year 1955-56.
- No. 19.—Contrasted Statement of Income and Expenditure from the year 1950-51 to the financial year 1955-56.

APPENDIX No. 1

GENERAL FINANCIAL STATISTICS

	1951-52.	1952-53.	1953-54	1954-55	1955-56
<i>General.</i>					
1. Area of the Suburbs merged in Greater Bombay (acres) ...	43,398	43,398	43,398	43,398	43,398
2. Population (as per Census 1951) ...	5,10,151	5,10,151	*5,10,250	*5,10,250	*5,10,250
<i>Rates and Assessments.</i>					
3. Rateable Value ... Rs.	2,91,19,370	3,05,31,611	3,48,91,126	4,53,11,386	4,97,22,892
4. Rateable Value per head of population Rs.	57-1-3	59-13-7	68-6-1	88-12-10	97-7-2
5. Properties registered in the Assessment Book	29,356	30,854	31,372	39,290	40,819
<i>Income.</i>					
6. General Tax ...	Rs. 28,85,324	Rs. 39,26,858	Rs. 48,13,357	Rs. 50,65,819	Rs. 58,17,965
7. Income from other sources ...	60,14,061	73,76,056	85,17,897	89,94,389	99,36,926
Total Income...	88,99,385	1,13,02,914	1,33,31,254	1,40,60,208	1,57,54,891
8. Incidence of taxation per head ... Rs.	12-11-11	17-8-1	21-1-11	22-0-11	25-2-5
<i>Loans.</i>					
9. Debt Outstanding ...	Rs. 57,65,500	Rs. 97,65,500	Rs. 1,17,65,500	Rs. 1,72,65,500	Rs. 2,21,40,563
10. Redemption and Sinking Funds in hand or invested ...	6,21,822	9,13,395	13,89,003	19,55,323	27,36,465
11. Net Loan Debt ...	51,43,678	88,52,105	1,03,76,497	1,53,10,177	1,94,04,098
12. Net Debt per head of population ...	10-1-4	17-5-8	20-5-5	30-0-1	38-0-5
<i>Expenditure</i>					
13. Water Works	Rs.	Rs.	Rs.	Rs.	Rs.
Maintenance ...	14,60,370	18,51,570	15,57,774	17,38,418	26,42,302
Debt Charges ...	42,568	1,64,562	2,47,537	1,90,123	4,05,064
14. Primary Education ...	15,78,242	9,79,298	11,45,105	13,40,484	14,17,418
15. Medical Relief and Education ...	2,26,197	3,14,824	3,69,612	4,16,343	5,35,817
16. Other Services ...	47,76,261	65,52,272	68,40,956	73,57,409	83,45,713
17. Debt Charges (excluding Water Works) ...	2,77,478	3,91,027	6,19,842	8,57,433	8,27,017
Total Expenditure	83,61,116	1,02,53,553	1,07,80,827	1,19,00,210	1,41,73,331

* Figure taken as per Greater Bombay—District Census Hand Book (Based on the 1951 Census)

T. V. DORAISWAMY,
Chief Accountant.

P. R. NAYAK,
Municipal Commissioner.

APPENDIX No. 2

REVENUE ACCOUNT FOR THE YEAR ENDED 31ST MARCH 1956

Particulars.	Total.		Particulars.	Total.	
	Rs.	a. p.		Rs.	a. p.
To Revenue Expenditure as per Appendix No. 4.	1,41,73,331	15 4	By Revenue Receipts as per Appendix No. 3.	1,57,54,891	0 11
„ Balance being surplus for the year.	15,81,559	1 7			
	1,57,54,891	0 11		1,57,54,891	0 11
To Revenue Expenditure to be incurred in 1956-57 and provided for as renewed grants.	24,58,483	0 0	By Surplus Revenue Fund as at 1st April, 1955.	84,98,562	14 3
„ Balance being Surplus Revenue Fund as at 31st March 1956 as per Appendix No. 5.	89,18,279	15 10	„ Surplus for the year.	15,81,559	1 7
	1,13,76,762	15 10	„ Revenue of previous year reserved for the year 1955-56.	12,96,641	0 0
				1,13,76,762	15 10

T. V. DORAISWAMY,
Chief Accountant.

P. R. NAYAK,
Municipal Commissioner.

APPENDIX No. 3

Income

Statement showing the Net Receipts during the Financial Year 1955-56 from all sources as contrasted with the original and Revised Budget Estimates.

Particulars.	Budget Estimate for 1955-56. 2	Revised Estimate for 1955-56. 3	Actuals for 1955-56. 4	Actuals for 1954-55. 5	Compared with Original Estimate + Increase - Decrease. 6	Compared with Revised Estimate + Increase - Decrease. 7
	Rs.	Rs.	Rs.	Rs.	Rs.	Rs.
I.—General Tax, Indirect Taxation and Miscellaneous Revenue.						
A.—General Tax	54,83,270	55,22,000	58,17,965	50,65,819	+ 3,34,695	+ 2,95,965
—Grant-in-Aid in respect of fines for offences against the law	36,800	33,000	7,441	31,903	-29,359	- 25,559
C.—Interest and Profit on Investment of Surplus Loan and Other Balances	1,25,000	3,00,000	4,18,781	3,48,697	+ 2,93,781	+ 1,18,781
D.—Miscellaneous—						
(1) Miscellaneous Receipts	1,500	1,500	3,477	7,047	+ 1,977	+ 1,977
(2) Miscellaneous Fees	20,000	22,000	29,493	28,420	+ 9,493	+ 7,493
(3) Contribution from Municipal Servants towards Pension, etc. Fund	500	600	700	628	+ 200	+ 100
(4) Rent of Buildings and Lands Sale-Proceeds of Unserviceable Tools and Plant
	22,000	24,100	33,670	35,095	+ 11,670	+ 9,570
Total, 1.—General Tax, etc. ...	56,67,070	58,79,100	62,77,857	54,82,514	+ 6,10,787	+ 3,98,757
2.—Water Works.						
Water Tax and other Miscellaneous Water Works Revenue—						
(1) By Measurement	29,08,000	30,45,000	38,03,472	30,78,458	+ 8,95,472	+ 7,58,472
(2) Rent of Water Meters	1,22,000	1,22,000	1,30,343	86,122	+ 8,343	+ 8,343
(3) Miscellaneous—						
(a) Miscellaneous Receipts	2,000	8,436	11,088	6,421	+ 9,088	+ 2,652
(b) Miscellaneous Fees	49,000	66,000	76,640	60,689	+ 27,640	+ 10,640
Total 2.—Water Works ...	30,81,000	32,41,436	40,21,543	32,31,690	+ 9,40,543	+ 7,80,107
3.—Education—Primary.						
Contribution from Government
Miscellaneous Receipts
Total, 3.—Education—Primary
4.—Education—Secondary.						
A.—Bandra Municipal High School—						
(1) Government grant other than D. A.	2,480
(2) Miscellaneous Receipts	324	49	305	+ 49	- 275
(3) Miscellaneous Fees	171	2,622	+ 171	+ 171
B.—Ghatkopar Municipal Marathi Secondary Middle School—						
(1) Government grant other than D. A.	275
(2) Miscellaneous Receipts	24	119	+ 24	+ 24
(3) Miscellaneous Fees	123
C.—Reading Room and Library	350	350	199	700	- 151	- 151
Total, 4.—Education—Secondary ...	350	674	443	6,624	+ 93	- 231
Carried over ...	87,48,420	91,21,210	1,02,99,843	87,20,828	+15,51,423	+ 11,78,633

APPENDIX No. 3—(Contd.).

Particulars	Budget Estimate for 1955-56. 2	Revised Estimate for 1955-56. 3	Actuals for 1955-56. 4	Actuals for 1954-55. 5	Compared with Original Estimate + Increase — Decrease. 6	Compared with Revised Estimate + Increase — Decrease. 7
	Rs.	Rs.	Rs.	Rs.	Rs.	Rs.
Brought over ...	87,48,420	91,21,210	1,02,99,843	87,20,828	+15,51,423	+11,78,633
5.—Public Health Department.						
Miscellaneous—						
(1) Miscellaneous Receipts ...	300	440	3,922	519	+ 3,622	+ 3,482
(2) Miscellaneous Fees ...	9,500	17,480	20,244	19,651	+ 10,744	+ 2,764
(3) Rent of Buildings and Lands	Dr. 7	Dr. 3	— 7	— 7
(4) Tax on Dogs @ Rs 5 per Dog ...	9,000	9,000	10,595	10,850	+ 1,595	+ 1,595
Total, 5.—Public Health Department ...	18,800	26,920	34,754	31,017	+ 15,954	+ 7,834
6.—Medical Relief and Education.						
A.—Miscellaneous—						
(1) Miscellaneous Receipts	60	1,135	676	+ 1,135	+ 1,075
(2) Miscellaneous Fees ...	275	400	466	690	+ 191	+ 66
(3) Rent of Buildings and Lands	125	146	158	+ 146	+ 21
B.—Interest realised on Hospitals and Dispensary Funds ...	3,000	3,775	3,776	3,775	+ 776	+ 1
C.—Grant-in-aid from Government in respect of Excise Duty for spirituous articles ...	2,700	5,700	2,394	5,187	— 306	— 306
D.—Receipts from Hospitals, Dispensaries and Maternity Homes	8	7	1	+ 7	— 1
Total, 6.—Medical Relief and Education ...	5,975	7,068	7,924	10,487	+ 1,949	+ 856
7.—Street Cleansing and Conservancy, Road Watering and Halalkhore Service.						
A.—Halalkhore Tax						
(1) On Rateable Value at 3 per cent. ...	7,79,000	7,04,000	6,48,101	6,45,452	— 1,30,899	— 55,899
(2) For Special Service ...	15,000	20,000	31,996	29,169	+ 16,996	+ 11,996
B.—Miscellaneous—						
(1) Sale of Rights ...	16,000	21,450	13,962	14,144	— 2,038	— 7,488
(2) Miscellaneous Receipts ...	1,000	2,309	15,063	7,394	+ 14,063	+ 12,754
(3) Miscellaneous Fees ...	13,000	20,000	22,427	15,653	+ 9,427	+ 2,427
(4) Rent of Buildings and Lands ...	1,180	3,000	2,622	2,128	+ 1,442	— 378
C.—Veterinary Department Fees ...	1,500	1,700	2,124	1,506	+ 624	+ 424
Government Grant
Total, 7.—Street Cleansing, etc. ...	8,26,680	7,72,459	7,36,295	7,15,446	— 90,385	— 36,164
8.—Roads, S. W. Drains and Public Lighting.						
A.—Wheel Tax and Government Contribution in lieu of Tolls—						
(1) Private Conveyances ...	4,75,000	4,75,000	4,74,801	4,45,915	— 199	— 199
(2) Public Conveyances
(3) Contribution from Government in lieu of Tolls ...	4,109	16,673	16,673	16,673	+ 12,564	...
Carried over ...	4,79,109	4,91,673	4,91,474	4,62,588	+ 12,365	— 199
Carried over ...	95,99,875	99,27,657	1,10,78,816	94,77,778	+14,78,941	+ 11,51,159

APPENDIX No. 3—(Contd.).

Particulars.	Budget Estimate for 1955-56. 2	Revised Estimate for 1955-56. 3	Actuals for 1955-56. 4	Actuals for 1954-55. 5	Compared with Original Estimate + Increase — Decrease. 6	Compare with Revised Estimate + Increase — Decrease. 7
	Rs.	Rs.	Rs.	Rs.	Rs.	Rs.
Brought over ...	95,99,875	99,27,657	1,10,78,816	94,77,778	+14,78,941	+11,51,159
Brought over...	4,49,109	4,91,673	4,91,474	4,62,588	+ 12,365	— 199
B.—Ground Rent—						
(1) From Private Parties ...	3,100	2,800	1,782	971	— 1,318	— 1,018
(2) From Telephone Co.
C.—Miscellaneous—						
(1) Miscellaneous Receipts ...	20,000	20,000	35,280	47,324	+ 15,280	+ 15,280
(2) Miscellaneous Fees ...	4,000	10,000	27,153	5,998	+ 23,153	+ 17,153
(3) Rent of Buildings and Lands ...	155	108	100	424	— 55	— 8
D.—Ferry Receipts ...	14,000	14,000	14,773	14,379	+ 773	+ 773
Total, 8.—Roads, S. W. drains and public lighting ...	5,20,364	5,38,581	5,70,562	5,31,684	+ 50,198	+ 31,981
9. Mechanical—						
Miscellaneous Receipts	24
10.—Buildings, Land Acquisition and Management.						
A.—Sale Proceeds of Surplus land ...	5,000	22,000	28,164	9,763	+ 23,164	+ 6,164
B.—Rent of Buildings ...	13,600	10,000	10,824	18,248	— 2,776	+ 824
C.—Ground Rent ...	2,392	2,392	3,408	808	+ 1,016	+ 1,016
D.—Miscellaneous—						
(1) Sale of Rights and Miscellaneous Receipts ...	8,500	8,500	10,982	9,125	+ 2,482	+ 2,482
(2) Miscellaneous Fees, etc. ...	23,700	25,000	26,773	40,644	+ 3,073	+ 1,773
E.—Rent of Municipal land at Khar for requisitioning period 1948-49 by Government
Total, 10.—Buildings, etc. ...	53,192	67,892	80,151	78,588	+ 26,959	+ 12,259
11.—Fire Brigade.						
A.—Fire Tax at 3% on Rateable value ...	2,37,680	2,43,580	2,59,392	2,34,585	+ 21,712	+ 15,812
B.—Other Receipts	800	1,186	20	+ 1,186	+ 386
Total, 11.—Fire Brigade ...	2,37,680	2,44,380	2,60,578	2,34,605	+ 22,898	+ 16,198
12.—Licensing, Removal of Encroachments on Public Streets and Administration of Shops & Establishments Act, 1948 and Theatre Tax etc.						
A.—Licences for dangerous and offensive trades ...	92,000	1,38,000	1,73,682	1,86,506	+ 81,682	+ 35,682
B.—Removal of Encroachments on Public Streets, Licences for Squatters and Hawkers and fees for Removal of encroachments ...	32,000	42,000	53,580	58,728	+ 21,580	+ 11,580
C.—Grant-in-aid from Government for the Administration of Shops and Establishments Act, 1948—						
(a) Grant from Government for Administration of the Act ...	17,500	17,000	16,677	8,011	— 823	— 823
(b) Registration Fees ...	2,000	2,200	2,562	2,966	+ 562	+ 362
D.—Miscellaneous—						
(1) Advertisements ...	21,000	21,000	33,671	39,313	+ 12,671	+ 12,671
(2) Miscellaneous ...	250	250	664	2,179	+ 414	+ 414
E.—Receipts from Theatre Tax ...	80,000	80,000	92,613	71,201	+ 12,613	+ 12,613
F.—Parking fee	7	...	+ 7	+ 7
Total, 12.—Licensing, etc. ...	2,44,750	3,00,950	3,73,456	3,68,904	+ 1,28,706	+ 72,506
13.—Gardens and Open Spaces						
Miscellaneous	5
(1) Miscellaneous Receipts
(2) Rent of Buildings and Lands
Total, 13.—Gardens and Open Spaces	5
Carried over ...	1,06,53,861	1,10,79,460	1,23,63,563	1,06,91,588	+17,07,702	+12,84,103

APPENDIX No. 3--(Concl'd).

Particulars.	Budget Estimate for 1955-56.	Revised Estimate for 1955-56.	Actuals for 1955-56.	Actuals for 1954-55.	Compared with Original Estimate + Increase - Decrease	Compared with Revised Estimate + Increase - Decrease
1	2	3	4	5	6	7
	Rs.	Rs.	Rs.	Rs.	Rs.	Rs.
Brought over ...	1,06,55,861	1,10,79,460	1,23,63,563	1,06,91,588	+17,07,702	+12,84,103
14.—Markets and Slaughter Houses.						
Miscellaneous—						
(1) Stallage Charges ...	1,27,000	1,27,000	1,27,731	1,25,513	+ 731	+ 731
(2) Squatters' Fees ...	1,63,000	1,63,000	1,43,384	1,57,971	- 19,616	- 19,616
(3) Fair ground and feeding fees
(4) Slaughter Fees ...	1,18,000	1,18,000	91,362	1,24,654	- 26,638	- 26,638
(5) Miscellaneous Receipts ...	1,500	10,332	14,954	15,078	+ 13,454	+ 4,622
(6) Rent of Buildings and Lands ...	650	712	208	803	- 442	- 504
(7) Entrance fee on animals ...	1,12,000	1,12,000	82,532	79,628	- 29,468	- 29,468
(8) Licence fees ...	10,156	10,156	12,336	11,246	+ 2,180	+ 2,180
Total, 14.—Markets and Slaughter Houses ...	5,32,306	5,41,200	4,72,507	5,14,893	- 59,799	- 68,693
15.—Contribution from Capital Funds to Revenue on account of Loan Works Staff.	2,50,000	4,00,000	3,15,732	3,11,352	+ 63,732	- 84,268
16.—Rebate from Government on account of Collection of the Urban Immoveable Property Tax in the Suburbs ...	25,080	26,200	27,807	23,203	+ 2,727	+ 1,607
17.—Grant-in-Aid from Government—						
(1) 50 per cent. on Dearness Allowance ...	9,50,000	9,50,000	9,42,979	9,01,951	- 7,021	- 7,021
(2) 15 per cent. out of Land Revenue to D.L.B., V. Ps. and Municipalities ...	14,187	13,263	13,263	12,820	- 924	...
(3) 75 per cent. of N.A. Assessment to Municipalities ...	2,16,320	2,10,874	2,10,874	2,27,569	- 5,446	...
(4) A fixed grant equal to the average for three years ended 31-3-1950 of the aggregate grants paid to the local bodies in the Suburban area for the hospitals and dispensaries ...	4,467	3,000	...	3,000	- 4,467	- 3,000
(5) ½ Grant on non-recurring expenditure in respect of Improvement of water supply etc. ...	5,392	8,212	...	2,737	- 5,392	- 8,212
Total, 17.—Grant-in-aid from Government ...	11,90,366	11,85,349	11,67,116	11,48,077	- 23,250	- 18,233
18.—Share from Budget 'A' for Town Duties under Section 123(B)2 of the Bombay Municipal Corporation Act	13,48,240	14,08,166	14,08,166	13,71,095	+ 59,926	...
Total Income ...	1,40,01,853	1,46,40,375	1,57,54,891	1,40,60,208	+17,53,038	+11,14,516

T. V. DORAISWAMY,
Chief Accountant;

P. R. NAYAK,
Municipal Commissioner.

APPENDIX No. 4

Expenditure

Statement showing the Actuals as compared with the final grants for 1955-56.

Particulars.	Final Grants sanctioned for expenditure during 1955-56.	Actuals for 1955-56.	FINAL GRANTS COMPARED WITH THE ACTUALS.		Actuals for 1954-55
			Amount required to be renewed in 1956-57.	Savings.	
	Rs.	Rs.	Rs.	Rs.	Rs.
I.—General Supervision, Collection of Revenue, etc.—					
A.—General Superintendence—					
(a) Corporation and Standing Committee ...	8,660	5,486	...	3,174	5,645
(b) Chief Auditor's Establishment ...	35,666	34,203	446	1,017	28,878
(c) Assistant Municipal Commissioner's Office ...	43,623	31,963	4,445	7,215	28,827
(d) Audit and Accounts ...	1,55,094	1,46,484	4,677	3,933	1,42,897
(e) Public Relations Department ...	4,938	...	4,938
	2,47,981	2,18,136	14,506	15,339	2,06,247
B.—Collection of Revenue—					
Property and Wheel Tax Establishment ...	4,44,346	4,14,434	8,605	21,307	3,88,706
C.—Upkeep of Municipal Central and Ward Offices ...	42,143	26,796	9,875	5,472	33,344
D.—Miscellaneous Charges ...	31,285	18,769	3,181	9,335	24,285
E.—Election Expenses (Proportionate cost to be borne by Budget D ...	2,27,149	1,10,557	1,13,149	3,443	Cr. 3,758
F.—New Works ...	28,350	7,102	21,230	18	1,686
G.—Debt charges ...	26,435	25,847	547	41	33,718
Total I.—General Supervision, etc. ...	10,47,689	8,21,641	1,71,093	54,955	6,84,228
II.—Water Works—					
A.—Maintenance ...	25,91,966	24,89,336	69,639	32,991	16,12,723
B.—New Works ...	19,110	6,998	10,000	2,112	6,241
C.—Debt Charges ...	4,28,024	4,05,064	1,809	21,151	1,90,123
D.—Provident Fund, Pensions etc. ...	65,030	38,494	...	26,506	20,223
E.—Dearness Allowance ...	1,10,931	1,07,474	953	2,544	99,231
Total II.—Water Works. ...	32,15,081	30,47,366	82,411	85,304	19,28,541
III.—Education—Primary ...	14,17,418	14,17,418	13,40,484
IV.—Education—Secondary ...	12,646	7,743	493	4,410	21,430
V.—Public Health Department—					
A.—General Superintendence					
(a) Central Office ...	2,91,195	2,54,699	14,288	22,208	2,43,985
(b) Epidemics ...	28,536	10,197	646	17,693	13,247
(c) Vaccination ...	63,814	47,475	9,097	7,242	43,111
(d) Malaria ...	3,05,120	2,44,839	44,607	15,674	2,40,215
(e) Miscellaneous ...	72,683	17,147	51,408	4,128	17,487
(f) Propaganda for Public Health ...	7,648	...	1,500	6,148	23
(g) Licensing of Dogs ...	8,490	4,459	544	3,487	5,535
(h) Life Guard Service ...	2,700	120	2,580
B.—Supply of Milk to undernourished needy Children attending Municipal Schools ...	4,20,124	2,62,601	37,554	1,19,969	82,927
C.—New Works ...	15,369	612	1,657	13,100	...
D.—Debt Charges ...	2,909	2,785	119	5	1,076
Census	371
Total V.—Public Health Department ...	12,18,588	8,44,934	1,64,000	2,09,654	6,47,977
VI.—Medical Relief and Education—					
A.—Hospitals and Maternity Homes—					
(a) Hospitals					
(i) K. B. Bhabha Hospital and Sir C. J. R. Dispensary, Bandra ...	2,64,366	1,87,756	16,519	60,091	1,57,076
(ii) K. B. Bhabha Hospital, Kurla ...	1,13,627	94,868	11,266	7,493	85,091
(b) Maternity Homes					
(i) Shamabai Vithaldas Khimji Municipal Maternity Home, Ghatkopar ...	45,525	37,156	5,565	2,804	30,022
(ii) Municipal Maternity Home, Chembur ...	39,677	26,944	9,522	3,211	18,613
(c) Medical Aid & Nursing Assistance to Poor People in their Houses ...	500	500	...
	4,63,695	3,46,724	42,872	74,099	2,90,802
B.—Dispensaries—					
(a) N. J. Wadia Dispensary, Andheri ...	81,235	68,539	6,614	6,082	50,934
(b) Bai Yeshodabai M. V. Free Dispensary at Vile-Parle. ...	24,804	14,669	7,488	2,647	12,468
(c) Seth Dwarkadas Tribhuwandas J. P. Dispensary at Chembur ...	38,818	35,332	1,710	1,776	34,728
(d) Bai M. H. C. Dispensary, Kurla ...	13,048	9,710	2,343	995	10,400
(e) Municipal Free Dispensary Rajawadi, Ghatkopar ...	19,280	13,125	4,226	1,929	...
(f) Municipal Mobile Dispensary Rajawadi, Ghatkopar ...	21,052	8,801	3,760	8,491	...
(g) Municipal Free Dispensary Jogeshwari ...	16,420	12,263	1,355	2,802	4,643
(h) Do. Bandup ...	18,030	10,682	3,352	3,996	3,595
(i) Do. Veerava ...	20,600	7,075	6,836	6,689	...
(j) Do. Kherwadi Bandra ...	19,270	5,298	5,183	8,789	...
	2,72,557	1,85,494	42,867	44,196	1,16,768
C.—Family Planning Clinics ...	3,000	1,889	...	1,111	345
D.—B.C.G. Vaccination ...	2,200	...	1,200	1,000	...
E.—New Works ...	3,54,622	1,710	3,52,911	1	8,428
F.—Debt charges ...	8,603	8,394	196	13	29,981
Total VI.—Medical Relief and Education ...	11,04,677	5,44,211	4,40,046	1,20,420	4,46,324
Carried over...	80,16,099	66,83,313	8,58,043	4,74,743	50,68,984

APPENDIX No. 4—(Concl'd.)

Expenditure

Particulars.	Final Grants sanctioned for expenditure during 1955-56.	Actuals for 1955-56.	FINAL GRANTS COMPARED WITH THE ACTUALS.		Actuals for 1954-55.
			Amount required to be renewed in 1956-57.	Savings.	
	2	3	4	5	6
	Rs.	Rs.	Rs.	Rs.	Rs.
Brought over ...	80,16,099	66,83,313	8,58,043	4,74,743	50,68,984
VII.—Street Cleansing and Conservancy, Road Watering and Halalkhore Service—					
A.—Street Cleansing and Conservancy	1,04,515	74,733	7,216	22,566	66,669
B.—Collection, Loading, Removal and Disposal of Town Refuse	8,10,304	6,04,728	1,14,624	90,952	5,55,226
C.—Road Watering	6,725	2,085	44	4,596	6,254
D.—Halalkhore Service	15,13,198	12,04,715	1,06,781	2,01,702	11,05,844
E.—New Sewers	98,736	84,035	9,109	5,622	81,395
F.—New Works	98,543	9,180	87,614	1,749	34,151
G.—Debt Charges	8,41,934	8,25,574	14,374	1,986	4,76,072
Total, VII.—Street Cleansing, etc. ...	34,73,955	28,05,020	3,39,762	3,29,173	23,26,611
VIII.—Roads, S. W. Drains and Public Lighting—					
A.—General	2,13,398	1,21,304	86,256	5,838	2,16,466
B.—Maintenance of Roads	17,30,908	9,94,806	5,32,326	2,03,776	5,18,821
C.—Public Lighting	4,67,102	4,19,624	37,917	9,561	3,93,983
D.—Maintenance of S. W. Drains	35,541	...	34,339	1,202	...
E.—Upkeep of Ferry Boats	10,779	8,299	604	1,876	8,479
F.—Depreciation on Plant and Machinery	3,950	2,721	...	1,226	2,724
G.—New Works	28,544	4,302	17,830	6,412	4,17,578
H.—Debt Charges	3,27,644	2,14,765	40,859	72,020	1,56,751
Total, VIII.—Roads, S.W Drains and Public Lighting ...	28,17,866	17,65,824	1,75,013	3,01,911	17,14,802
IX.—Mechanical—	9,973	7,353	...	2,620	7,171
Total, IX.—Mechanical ...	9,973	7,353	...	2,620	7,171
X.—Buildings, Land Acquisition and Management—					
A.—Assistant Engineers Suburb's Office Establishment	1,06,956	70,402	32,377	4,177	63,724
B.—Inspection and Supervision of Private Buildings	1,64,852	1,49,848	2,255	12,749	1,48,032
C.—Debt Charges	81,907	80,704	1,027	176	98,554
D.—New Works	3,00,000	...	3,00,000
Total, X.—Buildings, Land Acquisition etc. ...	6,53,715	3,00,954	3,35,659	17,102	3,10,310
XI.—Fire Brigade—					
A.—Maintenance	1,21,541	83,045	10,203	28,293	47,786
B.—New Works	3,150	2,165	985
C.—Debt Charges	29,102	27,854	1,207	41	42,607
Total, XI.—Fire Brigade ...	1,53,793	1,13,064	12,395	28,334	90,393
XII.—Licensing, Removal of Encroachments on Public Streets and Administration of Shops and Establishment Act, 1948—Administration of Theatre Tax and Parking Grounds					
A.—Licensing Establishment	85,774	68,283	2,118	15,373	65,949
B.—Removal of Encroachments on Public Streets	29,485	24,041	2,214	3,230	26,985
C.—Administration of Shops and Establishments Act, 1948	55,799	41,104	1,663	13,032	40,695
D.—" of Theatre Tax	4,907	4,098	128	681	3,799
E.—Parking grounds	855
Total, XII.—Licensing, etc. ...	1,75,965	1,37,526	6,123	32,316	1,39,283
XIII.—Gardens and Open Spaces—					
A.—Maintenance	47,956	34,693	11,472	1,786	30,610
B.—New Works	73,181	23,716	45,902	3,563	16,056
C.—Debt Charges	2,751	2,634	114	3	3,119
Total, XIII.—Gardens, etc. ...	1,23,888	61,048	57,489	5,352	49,785
XIV.—Markets and Slaughter Houses—					
A.—Markets and Slaughter Houses	2,22,490	1,64,347	16,129	42,014	1,70,677
B.—New Works	42,236	8,694	23,561	10,031	29,106
C.—Debt Charges	2,738	2,471	261	6	15,008
Total, XIV.—Markets and Slaughter Houses ...	2,67,464	1,75,512	39,951	52,051	2,14,791
XV.—Contribution to Town Planning Schemes in respect of Municipal Plots
XVI.—Miscellaneous—					
A.—Provident Fund, Pensions, Gratuities and Compassionate Allowances	3,70,100	2,59,265	...	1,10,835	2,27,712
B.—Urban Immoveable Property Tax on Municipal Properties in the Suburbs	14,000	335	5,000	8,665	631
C.—Dearness Allowance	18,06,146	17,95,279	5,000	5,867	16,79,762
D.—Grants-in-Aid to Public Institutions—					
(a) Obligatory Grants	68,125	50,288	6,125	11,712	47,525
(b) Discretionary Grants	64,256	18,550	42,806	2,900	22,450
Total, D.—Grants-in-Aid to Public Institutions ...	1,32,381	68,838	48,931	14,612	69,975
Total, XVI.—Miscellaneous ...	23,22,627	21,23,717	58,931	1,39,979	19,78,080
Total Expenditure ...	1,80,15,395	1,41,73,331	24,58,483	13,83,581	1,19,00,210

T. V. DORAISWAMY,
Chief Accountant.

P. R. NAYAK,
Municipal Commissioner.

APPENDIX No. 4-A

Statement Showing details of expenditure incurred on New Works upto 31st March 1956.

	Expenditure upto 31-3-1955	Expenditure during the year 1955-56	Total Expenditure upto 31-3-1956
	Rs.	Rs.	Rs.
I.—General Supervision, Collection of Revenue, etc.			
Works completed (as per report of 1954-55)	9,062	...	9,062
Providing Fluorescent fittings in the Central Municipal Offices, Bandra	4,187	4,187
Construction of a garage-cum-godown in the compound of St Martin's building, Bandra	2,915	2,915
Total—I.—General Supervision, etc.	9,062	7,102	16,164
II.—Water Works			
Works completed (as per report of 1954-55)	37,490	...	37,490
Construction of a store shed at Andheri	14,068	6	14,074
Providing metered stand pipes in Suburbs	2,897	2,897
Making 12" cross connections between 57" East Tansa Main and 24" Tulsei Main at Jogeshwari	740	4,095	4,835
Total—II.—Water Works	52,298	6,998	59,296
V.—Public Health Department			
Works completed (as per report of 1954-55)	4,902	...	4,902
Providing 2 wash basins in 'H' Ward (M. O. H.)	612	612
Total—V.—Public Health Department	4,902	612	5,514
VI.—Medical Relief and Education			
Works completed (as per report of 1954-55)	27,806	...	27,806
Providing concrete pathway in front of Bhabha Hospital, Bandra	1,710	1,710
Total—VI.—Medical Relief, etc.	27,806	1,710	29,516
VII.—Street Cleansing and Conservancy, Road Watering and Halalkhore Service			
Works completed (as per report of 1954-55)	39,262	...	39,262
Providing new lights at Public Hall, Chembur	610	168	778
Filling of Versova Tank with Refuse and Earth	5,611	5,611
Filling of Gandhi Maidan with Refuse and Earth	3,401	3,401
Total—VII.—Street Cleansing, etc.	39,872	9,180	49,052
VIII.—Roads, S. W. Drains and Public Lighting			
Works completed (as per report of 1954-55)	16,36,713	...	16,36,713
Providing traffic islands in suburbs	72	378	450
Providing Street name boards and direction signs to the different roads in suburbs	22,891	1,359	24,250
Filling in tank near National College, Bandra	2,565	2,565
Total—VIII.—Roads, S. W. Drains and Public Lighting	16,59,676	4,302	16,63,978
XI.—Fire Brigade			
Providing a separate entrance to the quarters of Sub-Officer, Fire Station, Andheri	2,165	2,165
Total—XI.—Fire Brigade	2,165	2,165
XIII.—Gardens and Open Spaces			
Works completed (as per report of 1954-55)	32,825	...	32,825
Providing additional benches at suburban gardens	8,428	8,428
Providing children's Apparata for gardens at (1) Chembur and (2) Sindhi Immigrants' Society	1,616	1,616
Providing electric lights at Juhu Garden	37	37
Laying out a garden on the plot taken over by Sindhi Immigrant Co-operative Housing Society, Chembur	10,025	10,025
Laying out a recreation ground at Ball Bazar, Kurla	8,925	3,610	12,535
Total—XIII.—Gardens and Open Spaces	41,750	23,716	65,466
XIV.—Markets and Slaughter Houses			
Works completed (as per report of 1954-55)	70,841	...	70,841
Providing cement concrete pavement on the open land in the west of Andheri Market	4,665	4,665
Providing brick masonry on the north of Vile-Parle Market	2,304	2,304
Providing cement concrete pavement in the centre and the two side quadrant platforms at Marol Market	9,229	1,725	10,954
Total—XIV.—Markets and Slaughter Houses	80,070	8,694	88,764
Summary			
I.—General Supervision	9,062	7,102	16,164
II.—Water Works	52,298	6,998	59,296
V.—Public Health Department	4,902	612	5,514
VI.—Medical Relief and Education	27,806	1,710	29,516
VII.—Street Cleansing and Conservancy, etc.	39,872	9,180	49,052
VIII.—Roads, S.W. Drains and Public Lighting	16,59,676	4,302	16,63,978
XI.—Fire Brigade	2,165	2,165
XIII.—Gardens and Open Spaces	41,750	23,716	65,466
XIV.—Markets and Slaughter Houses	80,070	8,694	88,764
Total	19,15,436	64,479	19,79,915

T. V. DORISWAMY.
Chief Accountant.P. R. NAYAK.
Municipal Commissioner.

APPENDIX

Revenue Account Balance Sheet

LIABILITIES.							Rs.	a.	p.
Debts—									
Due on Cash Bills outstanding Account	16,242	8	11	
Due on Cheques payable	14,41,033	5	3	
Due on Outstanding Charges for 1955-56 and previous years (<i>vide</i> Appendix No. 4)	24,58,483	0	0	
Due on Outstanding Charges on account of interest accrued but not paid (<i>vide</i> details shown in Appendix No. 14)	1,03,144	1	4	
Deposits in cash and public securities from contractors and private parties (<i>vide</i> details shown in Appendix No. 13)	48,93,633	7	8	
							89,12,536	7	2
Public Monuments Maintenance Fund (<i>vide</i> details shown in Appendix No. 16B)	16,317	15	1	
Special Funds as at 31st March 1956—									
Water Mains Depreciation Fund	52,039	6	8	
Hospital Fund	1,23,991	12	2	
Secondary Schools Committee Gymnasium Fund	3,930	1	8	
							1,79,961	4	6
Surplus Revenue Fund (<i>vide</i> Appendix No. 2)	89,18,279	15	10	
Total ...							1,80,27,095	10	7

T. V. DORAISWAMY,
Chief Accountant.

No. 5

as at 31st March 1956.

ASSETS.					
				Rs. a. p.	Rs. a. p.
Cash at Bank	15,00,148	4 7
Cash in Office	4,45,840	9 9
Current Account with the State Bank of India, Bombay for payment of interest on Suburban Loans	62,147	8 0
Bombay Municipal Corporation Loans Interest warrents payable Account	911	4 0
				20,09,047	10 4
Plant and Machinery		
Balance on 1-4-1955	4,17,090	9 0
Add—Expenditure during 1955-56	54,068	8 0
				4,71,159	1 0
Less—Amount recouped	1,40,286	0 0
				3,30,873	1 0
				In Securities.	In Cash.
				Rs. a. p.	
Public Monuments Maintenance Fund (<i>vide</i> Appendix 16B)	16,000	0 0
				317	15 1
					16,317 15 1
Advances recoverable (<i>vide</i> Appendix No. 12)—					
Municipal Officers		41,281 3 3
Departmental Works		6,37,977 0 4
Private Works		1,15,971 13 6
Sundries Miscellaneous Advances		3,39,524 10 4
Improvement of private streets		1,02,814 4 6
Cost of Revision of Grades of Suburban Staff		2,384 8 0
Purchase of Petrol and Diesel oil		6,797 9 6
Municipal Contractors		202 13 0
Demolition of Sheds		1,283 4 0
					12,48,237 2 5
Deposit in Public Securities—					
With the State Bank of India		5,64,845 0 0
With Reserve Bank of India, Bombay		300 2 0
In Office		*1,300 0 0
					5,66,445 2 0
Investments†—					
Special Funds					
Water Mains Depreciation Fund	51,945 8 0	93 14 8
Hospital Fund	1,23,791 14 0	199 14 2
					52,039 6 8
Secondary Schools Committee Gymnasium Fund.	3,800 0 0	130 1 8
					3,930 1 8
				1,79,537 6 0	423 14 6
					1,79,961 4 6
Surplus Fund—					
3% Govt. Pro. Notes 1896-97	15,700	15,838 1 7
3½% Municipal Debentures	52,300	50,616 9 6
4% Do. Do.	2,15,200	2,14,124 0 0
4% Govt. Loan 1960-70	28,700	28,700 0 0
4% Bandra Municipal Debenture	2,000	1,960 0 0
3% Conversion Loan 1946-86	7,05,300	7,01,212 1 6
3% Govt. Loan 1963-65	2,13,000	2,12,862 8 0
3% Govt. Funding Loan 1966/86	9,800	9,800 0 0
Post Office National Savings Certificates	3,82,290	4,94,061 0 0
				16,24,290	17,29,174 4 7
In Cash, Fixed, call, and Current Account Deposits	1,19,47,039 2 8	1,36,76,213 7 3
					Total. 1,80,27,095 10 7

† For Face, Purchase and Market Value of each kind of Securities held in the Special Funds please see Appendix No. 16.

* Includes Rs. 1,000 kept in office Treasury as Securities were not received by the party, and held under Deposit Account Paper Deposits etc.

P. R. NAYAK,
Municipal Commissioner.

APPENDIX No. 6

Statements of Special Funds 1955-56

Water Mains Depreciation Fund.		Dr.	Cr.
		Rs. a. p.	Rs. a. p.
Balance on 1st April 1955	50,898 3 8
Interest realized during the year	1,141 3 0
Expenditure incurred during the year
Balance on 31st March 1956 as per Balance Sheet, Appendix No. 5	...	52,039 6 8	...
Total	...	52,039 6 8	52,039 6 8

Hospital Fund.

		Dr.	Cr.
		Rs. a. p.	Rs. a. p.
Balance on 1st April 1955	1,23,991 12 2
Balance on 31st March 1956 as per Balance Sheet, Appendix No. 5	...	1,23,991 12 2	...
Total	...	1,23,991 12 2	1,23,991 12 2

Public Monuments Maintenance Fund.

		Dr.	Cr.
		Rs. a. p.	Rs. a. p.
Balance on 1st April 1955	16,317 15 1
Donations received during the year
Balance on 31st March 1956 as per Balance Sheet, Appendix No. 5	...	16,317 15 1	...
Total	...	16,317 15 1	16,317 15 1

Secondary Schools Committee Gymnasium Fund (Bandra)

		Dr.	Cr.
		Rs. a. p.	Rs. a. p.
Balance on 1st April 1955	3,817 13 8
Interest realised during the year	112 4 0
Balance on 31st March 1956 as per Balance Sheet, Appendix No. 5	...	3,930 1 8	...
Total	...	3,930 1 8	3,930 1 8

T. V. DORAISWAMY,
Chief Accountant.

P. R. NAYAK,
Municipal Commissioner.

APPENDIX No. 7

Capital Fund Balance Sheet as at 31st March 1956

LIABILITIES.		ASSETS.	
	Rs. a. p.		Rs. a. p.
Loans Outstanding—		Block Account—	
Due to Government—	13,75,063 0 0		
Due to Public—	2,07,65,500 0 0	Loan funds—	
(Vide details as shown in Appendix No. 11). ...	2,21,40,563 0 0	Property and Assets at original cost as per Appendix No. 8	2,37,65,535 7 3
Trust Fund Account—		Trust Fund—	
Donation for School Building at—		Expenditure as per Appendix No. 8	2,55,215 11 0
New Mandala ...	Rs. a. p. 11 12 0	Sinking Fund—	
Extension to School at Madh ...	682 9 0	As per Appendix No. 10	†27,36,465 7 4
Donation for T. B. clinic at Khar ...	30,000 0 0		
	30,694 5 0	Loan and Trust Fund—	
Surplus—		Face Value. Rs.	Rate. Rs.
Capital Assets at original cost over Liabilities—		Book Value. Rs.	
Sinking Fund on Loans	27,36,465 7 4	3% Conversion Loan 1946-86	76,100 Par 76,100-0-0
Loan Redemption Fund	1,26,420 7 9		76,100 76,100-0-0
Contribution from Trust Fund	2,55,215 11 0	In Fixed Deposits	... 3,00,000-0-0
Contribution from Government	15,44,044 3 0	In Cash	... 86-8-6
Contribution from Budget A	3,00,000 0 0		*3,76,186 8 6
	49,62,145 13 1	Grand Total	Grand Total
Grand Total	2,71,33,403 2 1		2,71,33,403 2 1

† For face Purchase and Market values of securities held in the Sinking Funds, please see appendix No. 16A.

* Includes Rs. 30,694-5-0 being balance on account of Trust Fund.

T. V. DORAISWAMY,
Chief Accountant.

P. R. NAYAK,
Municipal Commissioner.

**APPENDIX No. 8
SUMMARY**

	Total Capital expenditure upto 31st March 1955.	Expenditure during 1955-56.	Total Capital expenditure upto 31st March 1956.
	Rs. a. p.	Rs. a. p.	Rs. a. p.
(1) Loan Funds.			
VI.—General Supervision, Collection of Revenue, etc. ...	2,85,069 7 9	1,515 11 0	2,86,585 2 9
II.—Water Works ...	28,72,187 2 0	7,18,598 14 11	35,90,786 0 11
III.—Education Primary ...	1,15,910 3 10	...	1,15,910 3 10
IV.—Education Secondary ...	5,861 4 9	...	5,861 4 9
VI.—Medical Relief and Education ...	4,19,420 9 3	1,17,329 6 0	5,36,749 15 3
VII.—Street Cleansing and Conservancy, Road Watering and Halalkhore Service ...	39,53,113 13 3	39,53,464 4 0	1,09,06,578 1 3
VIII.—Roads, S. W. Drains and Public Lighting ...	28,30,549 8 7	7,41,923 6 3	35,72,472 14 10
X.—Buildings, Land Acquisition and Management ...	8,69,716 14 3	4,73,777 9 0	13,43,494 7 3
XI.—Fire Brigade ...	2,68,582 15 9	3,864 1 7	2,72,447 1 4
XIII.—Gardens and Open Spaces ...	41,381 14 0	1,400 6 9	42,782 4 9
XIV.—Markets and Slaughter Houses ...	1,08,377 2 9	1,84,511 7 0	2,92,888 9 9
XV.—Village Amenities ...	5,06,808 11 0	3,32,826 4 5	8,39,634 15 5
Plant and Machinery ...	10,26,255 14 4	4,24,548 8 10	14,50,804 7 2
Discount and other charges on Loans ...	3,98,862 11 0	1,09,677 3 0	5,08,539 14 0
(1) Loan Funds—Total ...	1,67,02,098 4 6	70,63,437 2 9	2,37,65,535 7 3
(2) Trust Fund ...	2,55,215 11 0		2,55,215 11 0
Grand Total ...	1,69,57,313 15 6	70,63,437 2 9	2,40,20,751 2 3

APPENDIX No. 8
Lock Account showing details of Capital
Expenditure upto 31st March 1956

Name of the Work.	Total Capital Expenditure upto 31st March 1955.	Expenditure during 1955-56.	Total Capital Expenditure upto 31st March 1956.
	Rs. a. p.	Rs. a. p.	Rs. a. p.
I.—GENERAL SUPERVISION, COLLECTION OF REVENUE, Etc.			
Works completed upto 31st March 1955	19,610 5 0	...	19,610 5 0
Works in progress—			
Acquisition of land and Construction of Office Building	1,34,033 11 9	...	1,34,033 11 9
Purchase of land at Kurla and Chembur for Ward Office Building (Land M Wards)	20,216 13 0	...	20,216 13 0
Provision of additional floors at Ghatkopar Municipal Ward Office	48,964 2 0	10 15 0	48,975 1 0
Construction of Ward Office Building at Juhu	56,205 5 0	1,504 12 0	57,710 1 0
Provision of a water-closet with septic tank and partition in ward office Building at Andheri	6,039 3 0	...	6,039 3 0
Total—Works in Progress	2,65,459 2 9	1,515 11 0	2,66,974 13 9
Total I.—General Supervision, etc.	2,85,069 7 9	1,515 11 0	2,86,585 2 9
II.—WATER WORKS.			
Works completed upto 31st March 1955	5,67,148 3 4	...	5,67,148 3 4
Works in progress—			
Shifting and remodelling the Bandra Hill Pumping Station...	4,265 5 6	9,374 15 9	13,640 5 3
Enlarging the 3" main on Byramji Road, Bandra to 6" size from St. Andrew's Church to Land's end	82,989 13 11	...	82,989 13 11
Laying a 6" water main for the Prabhat Colony in T.P.S.No. V of Santacruz	* 32,773 0 2	Cr. 66 13 0	32,706 3 2
Laying a 6" water main along Bandra Ghodbunder Road between Vile Parle and Santacruz to connect the existing dead ends	43,795 13 0	255 8 0	44,051 5 0
Schemes for water supply to certain villages in suburbs—			
(a) Extending the 8" water main along Andheri Versova Road to supply water to Versova Village	52,534 9 6
(d) Laying a 1" G. I. pipe line for Vikhroli Village	2,080 3 0	Cr. 19,367 4 0	35,247 8 6
Providing 12" main along Bombay Agra Road from Ghatkopar to Vikhroli	1,44,064 0 11	1,868 13 0	1,45,932 13 11
Laying a 12" main from Powai Road to Bhandup	1,22,826 5 6	75,672 9 4	1,98,498 14 10
Laying a 6" main along Prof. D'Almeida Road in T.P.S.No. IV Bandra	12,498 13 0	2,702 13 0	15,201 10 0
Laying a 9" main along Linking Road (Dadabhai Road) from its junction with Juhu Road, upto 9th Road, Khar and 6" mains along North, Main and South Avenues in Gazdar Scheme, Santacruz West...	32,249 12 0	178 14 0	32,428 10 0
Laying a 6" main along Hasanabad Road, Santacruz upto 1st Road, Khar.	44,128 5 11	Cr. 1,354 13 0	42,773 8 11
Laying 4" water main along Poder Road Santacruz	10,342 3 0	Cr. 34 12 0	10,307 7 0
Overhauling the Distribution Mains at Vile Parle
Providing water-supply to Mobile Village on Vihar Saki Road
Enlarging the existing 3" C.I. main in Tilak Road and Upasaria Lane from the junction of Khokani Lane to Vallabhbaug Lane to 6" size and extending the same along Tilak Road towards South for 1,000' length	6,902 6 3	2,815 12 0	9,718 2 3
Laying a 4" main in Road No. 15 joining Ghatkopar Mahul Road and Station Avenue Road	4,702 5 6	508 15 0	5,211 4 6
Replacing 8" > 6" water main in Hill Road Bandra, by 12" > 9" main from its junction with Ghodbunder Road to Chimbai Church	26,448 3 3	17,912 1 0	44,390 4 3
Enlarging 6" > 5" > 4" > 3" water main along Juhu Road from its junction with Station Road upto Juhu Koliwada to 9" size	1,10,127 3 0	27,463 1 0	1,37,594 4 0
Providing additional hydrants the suburbs wherever necessary	31,740 10 8	4,291 11 0	36,032 5 8
Construction of 8 Unit staff quarters with sanitary blocks at Vakhola for suburban staff	10,199 1 0	1,001 2 0	11,200 3 0
Overhauling the distribution mains at Santacruz	3,817 8 0	613 10 0	4,431 2 0
Enlarging the 3" water main to 9" > 6" size in Dr. Ambedkar Road	38,446 5 0	Cr. 59 5 0	38,387 0 0
Laying a 9" main along new Nagardas Road, Andheri	19,136 8 0	258 2 0	19,394 10 0
Laying a 4" water main in Waghji Lane from its junction with Upasaria Lane—Ghatkopar	6,362 0 0	245 5 0	6,607 5 0
Laying a 4" water main in Everest Road—Andheri	9,079 4 3	99 2 0	9,178 6 3
II.—Water Works—Works in Progress—Carried over	8,51,509 12 4	1,24,413 7 1	9,75,923 3 5
II.—Water Works—Works Completed—Carried over	5,67,148 3 4	...	5,67,148 3 4

* In addition to this the expenditure, amounting to Rs. 1,000 has been met from the contribution of the equivalent amount received from Santa Cruz Refugee Association.

Name of the Work.	Total Capital Expenditure upto 31st March 1955.	Expenditure during 1955-56.	Total Capital Expenditure upto 31st March 1956.
	Rs. a. p.	Rs. a. p.	Rs. a. p.
II.—Water Works—Works Completed—Brought over ...	5,67,148 3 4	...	5,67,148 3 4
II.—Water Works—Works in Progress—Brought over ...	8,51,509 12 4	1,24,413 7 1	9,75,923 3 5
Enlarging the existing 3" main along Mahatma Gandhi Road—Tilak Road—Santa Cruz—to 9" size ...	14,633 2 0	14,115 12 0	28,748 14 0
Laying a 6" main in Bhandup Station Road from its junction with Bombay Agra Road to a length of 1200 R. ft. ...	12,182 7 0	4,151 12 0	16,334 3 0
Laying a 4" water main in Vadhavli Village Road ...	5,860 11 0	517 7 0	6,378 2 0
Enlarging the existing water main and laying new water mains in Roads at Chembur for Chembur Development Scheme ...	41,224 1 9	15,076 10 0	56,300 11 9
Laying 4" water main in Majas Village, Jogeshwari	6,040 10 0	6,040 10 0
Providing of 8 unit labour staff chawls at Nawpada—Bandra
Extending the existing 4" main in Koliwada Borla Road for a length of 850 R. ft. upto its junction by Ghatkopar Mahul Road ...	10,613 6 0	Cr. 5,035 4 0	5,578 2 0
Fabricating and laying 36" > 24" diameter pipe line for proposed Oil Refineries at Trombay ...	11,30,245 9 0	78,897 9 4	12,09,143 2 4
Extending 3" main in Hall Bridge Road to meet the 3" Water main along Hall Ward Road ...	5,630 11 0	Cr. 208 0 0	5,422 11 0
Enlarging 3" > 2" main in Mehtab Lane and Jewish Colony to 6" size and extending it further to Bombay Agra Road ...	8,921 5 0	494 8 0	9,415 13 0
Laying a 4" water main in Vallaah Baug Road extension from its junction with Tilak Road, Ghatkopar ...	3,390 8 0	852 15 0	4,243 7 0
Enlarging the existing 6" water main in Pali Malla Road, Bandra to 12" size ...	23,769 6 7	1,573 11 0	25,343 1 7
Construction of Malla Pump House ...	2,052 3 0	4,302 4 3	6,354 7 3
Remodelling water supply distribution system in 'K' Ward ...	47,956 13 6	30,078 7 0	78,035 4 6
Remodelling water supply distribution in 'H' Ward, Bandra ...	75 1 0	...	75 1 0
Laying a 12" main along Kurla, Andheri Road from Tansa main to Saki Naka and 9" main along Marol Maroshi Road	102 4 0	102 4 0
Enlarging the existing 3" C.I. main in Valabhbaug Lane (Ghatkopar) from its junction with Mahatma Gandhi Road upto Tilak Road to 6" size ...	9,255 6 0	63 1 0	9,318 7 0
Laying a 6" C.I. main in Gopal Lane, Chatkopar ...	8,095 13 0	65 15 0	8,161 12 0
Laying a 4" C.I. main in 7th Road, Chembur ...	2,891 15 0	7,665 6 5	10,557 5 5
Providing staff quarters for inspectorial staff at Santacruz yard Vakola	100 0 0	100 0 0
Enlarging 2" main along Suren Road (Carter Road) Andheri to 4" size ...	2,791 3 0	4,845 0 0	7,636 3 0
Laying small sized mains wherever necessary ...	5,839 1 0	16,960 12 8	22,799 13 8
Laying 12" > 9" > 6" water main along Bombay Agra Road, Kurla ...	28,761 0 0	33,037 10 10	61,798 10 10
Enlarging the existing water main in Danda Village, Bandra ...	44,343 8 6	Cr. 5,663 2 0	38,680 1 6
Laying a 12" water main along Bombay Agra Road, Bhandup from Town Duty Office towards North upto Greater Bombay Municipal limit	29 6 0	29 6 0
Extending the existing 3" water main along Mankhurd Village Road upto Mankhurd Village with 4" C.I. main ...	6,228 12 0	76 13 7	6,305 9 7
Laying a 4" water main in Subash Road, Vile-Parle ...	3,290 14 0	2,488 10 0	5,779 8 0
Enlarging the existing 3" > 2" water main in Shradhanand Road, Vile-Parle to 6" size and extending it ...	5,409 13 0	1,063 11 0	6,473 8 0
Laying a 4" water main along St. Martin's Road in T.P.S. II, Bandra ...	3,311 15 0	2,031 5 0	5,343 4 0
Laying a 4" water main from Powai, Yard along Vihar Saki Road and Powai Thana Road for a length of 3,600 R. ft. ...	8,507 10 0	8,346 0 0	16,854 4 0
Laying 4" > 2" C.I. water main in Municipal Road leading to the Night Soil Depot off Bombay Agra Road at Ghatkopar for a length of 1,300 R. ft. ...	7,339 1 0	...	7,339 1 0
Enlarging 3" water main to 6" along North Main and South Avenue and providing 4" water main along Western, Central and East Avenue ... Santacruz.	7,588 1 0	24,655 2 0	32,243 3 0
Laying a 6" and 4" water mains in certain roads in Khar Scheme ...	3,319 13 0	40713 6 0	44,033 3 0
Enlarging the existing 3" water main in Pali Village to 6" size and extending it	15,066 15 0	15,066 15 0
II.—Water Works—Works in Progress—Carried over ...	23,05,038 14 8	4,26,920 6 2	27,31,959 4 10
II.—Water Works—Works Completed—Carried over..	5,67,148 3 4	...	5,67,148 3 4

APPENDIX No. 8—(Contd.)
Block Account showing details of Capital
Expenditure upto 31st March 1956

Name of the Work	Total Capital Expenditure upto 31st March 1955.		Expenditure during 1955-56.		Total Capital Expenditure upto 31st March 1956.	
	Rs.	a. p.	Rs.	a. p.	Rs.	a. p.
II.—Water Works—Works Completed—Brought over ...	5,67,148	3 4	5,67,148	3 4
II.—Water Work.—Works in Progress—Brought over ...	23,05,038	14 8	4,2	...	27,31,959	4 10
Laying a 4" and 6" water mains in Andheri Gaothan (K Ward)	13,047	6 0	13,047	6 0
Enlarging the existing 3" water main in Saraswati Road, Santa Cruz to 12 9" > 6" size and extending it	9,915	2 0	9,915	2 0
Laying a 6" water main in Nariman Road, Vile Parle	8,928	6 0	8,928	6 0
Laying a 6" water main in Pandya Lane, Juhu	81	15 0	81	15 0
Extending a 6" water main in Old Post Office Lane, Andheri	7,037	13 0	7,037	13 0
Enlarging the existing water mains and laying new water mains in T.P.S III, Santa Cruz	24,171	9 0	24,171	9 0
Enlarging the existing 5" water main along Ghatkopar Mahul Road, to 12" size	80,647	6 2	80,647	6 2
Laying a 4" water main in Bhatti pada Road, Bhandup	89	9 0	89	9 0
Enlarging the existing 2" C.I. Pipe line in Jiwadaya Lane, Ghatkopar to 6" size	186	9 0	186	9 0
Laying a 4" water main along Nawroji Lane and 3" water main along Nawroji Cross Lane, Ghatkopar	8,303	6 0	8,303	6 0
Laying a 4" water main along Hingwala Lane from its junction with Upasaria Lane, Ghatkopar	6,709	10 0	6,709	10 0
Enlarging the existing 2" C.I. main in Derasar Lane, Ghatkopar from its junction with Mahatma Gandhi Road to Tilak Road to 4" size	4,984	2 0	4,984	2 0
Laying a 4" water main along Joshi Lane extension from its junction with Tilak Road, Ghatkopar	5,967	8 8	5,967	8 8
Laying a 4" water main in Derasar Lane extension from its junction with Tilak Road, Ghatkopar	3,685	5 6	3,685	5 6
Laying a 4" water main in Gurukool Lane, Ghatkopar	4,049	5 2	4,049	5 2
Laying 4" C.I. main along 1st Road and Jethalal Parekh Road from its junction with 1st road with Khot Lane, etc.	4,650	9 9	4,650	9 9
Providing 9" > 6" water main for Mahul Village	687	7 0	687	7 0
Laying 18" > 15" > 12" water main in Bandra Ghodbunder Road from its junction with Caves Road Jogeshwari to Greater Bombay Municipal Limits	2,121	6 0	2,121	6 0
Laying 18" > 15" > 12" water main along Caves Road, Jogeshwari	3,082	2 0	3,082	2 0
Enlarging the existing 6" water main in Old Nagardas Road and Parsi Panchayat Road to 9" > 6" size and extending it	27,316	11 0	27,316	11 0
Enlarging the existing 3" water main in Pali Road (Dr. Ambedkar Road, Bandra, H-Ward) to 9" > 12" > 9" size	17,063	14 0	17,063	14 0
Enlarging existing 2" main Marol Village to 4" size	7,900	8 6	7,900	8 6
Laying 18" main along Sion Trombay Road upto Borla Village
Laying water mains in Juhu Vile-Parle Development Scheme	18,683	3 0	18,683	3 0
Laying 12" water main along Military Road and Aerodrome Road, Santa Cruz for A.I.I. Staff	31,618	14 0	31,618	14 0
Laying 9" C.I. main along Kanjur Village Road from its junction with Bombay Agra Road, Bhandup	748	13 0	748	13 0
Enlarging and laying water mains for Hindu Friend's Society Andheri
Total Works in progress ...	23,05,038	14 8	7,18,598	14 11	30,23,637	1 7
Total II.—Water Works ...	28,72,187	2 0	7,18,598	14 11	35,90,786	0 11
III.—EDUCATION PRIMARY.						
Works completed upto 31st March 1955 ...	81,153	15 5	81,153	15 5
Works in progress—						
School Building at Vile Parle West (11 rooms) ...	34,756	4 5	34,756	4 5
Total Works in progress ...	34,756	4 5	34,756	4 5
Total—III.—Education Primary ...	1,15,910	3 10	1,15,910	3 10

APPENDIX No. 8—(Contd.)
Block Account showing details of Capital
Expenditure upto 31st March 1956

Name of the Work.	Total Capital Expenditure upto 31st March 1955	Expenditure during 1955-56.	Total Capital Expenditure upto 31st March 1956.
	Rs. a. p.	Rs. a. p.	Rs. a. p.
IV.—EDUCATION SECONDARY.			
Works completed upto 31st March 1955	5,861 4 9	...	5,861 4 9
Total—IV.—Education Secondary ...	5,861 4 9	...	5,861 4 9
VI.—MEDICAL RELIEF AND EDUCATION.			
Works completed upto 31st March 1955
Works in progress—			
Construction of maternity wing in the Building of Seth V. G. Gandhi and Seth M. A. Vora Municipal Hospitals at Rajwadi, Ghatkopar ...	71,238 12 9	...	71,238 12 9
Construction of a Store Room, Provision Room, Preparation Room and kitchen in the compound of Bhabha Hospital at Kurla ...	13,989 10 0	...	13,989 10 0
Construction of a Maternity Home, a Dispensary and a Mobile Hospital unit at Ghatkopar including Staff Quarters	2,59,026 4 6	17,130 2 0	2,76,129 6 6
Addition of a Ward on 1st floor above the Male Ward at K. B. Bhabha Hospital Bandra	18,189 15 0	3,379 9 0	21,569 8 0
Extension of Maternity Ward for providing additional beds at Chembur	30,110 10 0	15,887 11 0	45,998 5 0
Construction of a Maternity Home in the Compound of N. J. Wadia Dispensary, Andheri	100 2 0
Providing dispensaries in Suburbs	26,765 3 0	1,925 12 0	28,690 15 0
Quarters for Medical Officers and Asstt. Medical Officer,—Bhabha Hospital Bandra	94 8 0	94 8 0
Additions and alterations to the Bhabha Hospital, Bandra, for a new Maternity and Labour Ward, etc.	34,527 13 0	34,527 13 0
Construction of an additional floor over the Hospital Building including alterations on the ground floor Bhabha Hospital, Kurla
Quarters for Medical Officer and Lady Doctor—Bhabha Hospital Kurla
Quarters for the inferior staff—Municipal Maternity Home, Chembur
Construction of a separate out-patient Department at the K. B. Bhabha Hospital, Kurla	44,410 15 0	44,410 15 0
Providing a T. B. Clinic at Khar
Total VI.—Medical Relief and Education ...	4,19,420 9 3	1,17,329 6 0	5,36,749 15 3
VII.—STREET CLEANSING AND CONSERVANCY, ROAD WATERING AND HALALKHORE SERVICE.			
Works completed up to 31st March 1955	2,80,073 1 0	...	2,80,073 1 0
Works in progress—			
Construction of quarters for conservancy staff on the land bearing Sourvey No. 38, Hissa Nos. 2 and 3 at Juhu (36 tenements) ...	1,81,363 11 0	4,342 5 0	1,85,706 0 0
Construction of quarters for conservancy staff at Chembur (34 tenements)	1,67,201 12 0	9,742 12 0	1,76,944 8 0
Subvention Scheme—Conversion of Basket privies into W.C.'s on full flushing system in Bandra H Ward	45,600 0 0	10,000 0 0	55,600 0 0
Acquisition of the plot of open land abutting on Agra Road at Kanjur for construction of Refuse Dump for Ghatkopar Area
Sewer in Linking Road T, P. S. Bandra (Item No. 5)	80,617 2 0	...	80,617 2 0
(a) Khari Village Sewer (East)	20,683 1 0	...	20,683 1 0
(b) Sewer in 32nd Road T. P. S. III—Bandra	76,066 4 0	529 9 0	76,595 13 0
Sewer in 2nd Hasanabad Lane at Santacruz, in Convent Avenue St Francis Avenue and St. Joseph's Avenue	1,01,868 5 9	263 10 0	1,02,131 15 9
VII.—Street Cleansing, etc.—Works in progress—Brought over ...	6,73,400 3 9	24,878 4 0	6,98,278 7 9
VII.—Street Cleansing, etc.—Works Completed—Carried over ...	2,80,073 1 0	...	2,80,073 1 0

APPENDIX No. 8—(Contd.)
Block Account showing details of Capital
Expenditure upto 31st March 1956

Name of the Work	Total Capital Expenditure upto 31st March 1955.	Expenditure during 1955-56.	Total Capital Expenditure upto 31st March 1956.
	Rs. a. p.	Rs. a. p.	Rs. a. p.
VII.—Street Cleansing, etc.—Works Completed—Brought over ...	2,80,073 1 0	...	2,80,073 1 0
VII.—Street Cleansing, etc.—Works in progress—Carried over ...	6,73,400 3 9	24,878 4 0	6,98,278 7 9
Sewage in Ghodbunder Road from Church Avenue to Willingdon Colony and Sewers in South Avenue and branch Sewers in Road Nos. 10, 11 and 12 and Linking Road ...	2,39,632 2 0	107 12 0	2,39,739 14 0
Cost of Pumping Station at Kutla ...	2,28,428 4 0	2,03,332 1 0	4,31,730 5 0
Bandra Pumping Station (Bunderwadi) ...	1,16,202 4 0	1,39,670 0 0	2,55,872 4 0
Disposal works at Khar ...	9,25,428 4 0	5,273 2 0	9,30,701 6 0
(a) Providing and laying 9" sewers in Dr. Bahasaheb Ambedkar Road from junction 1st Road to Khar Pali Road at Khar ...	60,992 14 0	64 2 0	61,057 0 0
(b) Providing and laying 15"—12" sewers in South Avenue from junction Linking Road to junction 1st Road at Khar ...	1,90,810 8 9	...	1,90,810 8 9
(a) Providing and laying 9" sewer in 15th Road at Khar ...	62,671 2 0	3,660 2 0	66,331 4 0
(b) Providing and laying 9" sewer in 16th Road at Khar ...	79,087 13 0	Ca. 291 12 0	78,796 1 0
(c) Providing and laying 9" sewer in 17th Road at Khar ...	64,495 10 3	1,218 5 0	66,213 15 3
Laying 24" dia. sewer in Linking Road from junction South Avenue to Manhole No. 17 ...	2,12,529 0 0	...	2,12,529 0 0
(a) Laying 24" dia. sewer in Linking Road from Manhole No. 17 to junction Juhu Road ...	1,50,170 5 0	...	1,50,170 5 0
(b) Laying 12"—9" sewer along North Avenue, Ghodbunder Road—Tank Road ...	1,06,132 6 9	...	1,06,132 6 9
Acquisition of land for construction of quarters for Conservancy Staff at Bhandup (52 tenements)
Construction of public conveniences in the suburbs ...	33,334 8 0	8,828 2 0	42,162 10 0
Providing and laying sewers in portions between South Avenue and Saraswati Road Santacruz—			
(a) 9" sewer in Main Avenue with 9" branch connections from East Avenue, Central Avenue and West Avenue ...	64,107 8 0	8,988 2 0	73,095 10 0
(b) 9" sewer in West Avenue, Croft Lane, Gujar Lane, St. Andrew's Road and old Tank Road ...	57,072 9 0	203 11 0	57,276 4 0
(c) 9"—12" sewers in Station Road and Saraswati Road to join 24" dia. main sewer in Dadabhai Road ...	51,325 11 0	4,751 15 0	56,077 10 0
(d) 9" dia. sewer in St. Andrew's Road, Cottage Lane Old Tank Road, Tank Road, Hasanabad Lane No. 1 joining main sewer in Saraswati Road Station Road ...	36,071 13 0	4,824 10 0	40,896 7 0
Providing and laying main sewer in the proposed 100' Road in Juhu Colony, Dist. No. II between Versova Road and Ghodbunder Road ...	2,64,462 0 0	3,96,513 4 0	6,60,975 4 0
Providing and laying sewers in 18th, 19th, 20th, 21st, 1st and 14A Roads at Khar ...	1,74,668 6 0	16,799 2 0	1,91,467 8 0
Providing and laying 30"—42" dia. Hume pipesewers in Mahim Causeway, 103—0', proposed promenade, Dharavi Road and proposed 100—0' Road in Dharavi Scheme ...	23,906 12 0	1,49,583 1 0	1,73,489 13 0
Sewers in Khari Gaokhan ...	2,56,649 0 0	...	2,56,649 0 0
Providing new Street connections in the Suburbs ...	28,044 7 0	18,294 7 0	46,338 14 0
Providing Sewerage facilities and sewage Disposal Works at Ghatkopar ...	15,28,856 3 9	7,38,284 13 0	22,67,141 0 9
Sewer works in area (North of Saraswati Road Station Road) bounded by Dadabhai Road on the west and western Railway boundary on the East Santacruz ...	4,31,031 1 0	36,802 9 0	4,67,833 10 0
Khar Purification Works—Construction of an open stream water drain ...	18,482 11 0	1,143 7 0	19,626 2 0
Providing and laying sewers to drain the proposed tenements at Ghatkopar and Chembur to be constructed under the Subsidized Industrial Housing Scheme of the Government of India ...	4,04,956 4 0	1,27,681 12 0	5,32,638 0 0
Pumping Station and Purification Works for District No. II ...	72,567 8 0	5,73,545 3 0	6,46,112 11 0
Construction of quarters for Conservancy Staff at Kutla ...	97 15 0	1,14,014 3 0	1,14,112 2 0
VII.—Street Cleansing, etc.—Works in progress—Carried over ...	65,55,615 2 3	25,78,640 5 0	91,34,255 7 3
VII.—Street Cleansing, etc.—Works Completed—Carried over ...	2,80,073 1 0	...	2,80,073 1 0

APPENDIX No. 8—(Contd.)
Block Account showing details of Capital
Expenditure upto 31st March 1956

Name of the Work.	Total Capital Expenditure upto 31st March 1955.	Expenditure during 1955-56.	Total Capital Expenditure upto 31st March 1956.
	Rs. a. p.	Rs. a. p.	Rs. a. p.
VII.—Street Cleansing, etc.—Works Completed—Brought over ...	2,80,073 1 0	...	2,80,073 1 0
VII.—Street Cleansing, etc.—Works in progress—Brought over ...	65,55,615 2 3	25,78,640 5 0	91,34,255 7 3
Taking over Jy Bharat Sewage Pumping Station at Khar ...	12,135 11 0	...	12,135 11 0
Providing sewerage arrangements for Gazadar Scheme, Saraswati Colony and Adjacent area in Dist. No 1 at Santacruz ...	122 3 0	1,97,608 6 0	1,97,730 9 0
Laying 18" C. I. Rising Main from the proposed Kurla Pumping Station to Dharavi purification works	2,06,878 13 0	2,06,878 13 0
Treatment works at Ghatkopar ...	41 4 0	5,66,505 9 0	5,66,546 13 0
Branch Sewers in Chembur area ...	126 8 0	3,22,273 13 0	3,22,400 5 0
Laying 12" rising main from Jayabharat Pumping Station to Khar Purification Works	42 0 0	42 0 0
Acquisition of land at Bhandup for dumping Night Soil	2,415 0 0	2,415 0 0
Construction of quarters for Conservancy Staff at Ghatkopar
Construction of quarters for Conservancy Staff at Versova including cost of acquisition
Construction of Garages for housing the vehicles of the Conservancy Branch, including acquisition of land ...	1,05,000 0 0	79,100 6 0	1,84,100 6 0
Construction of quarters for Conservancy Staff consisting of 60 tenements and Garage at Ghatkopar
Construction of Night Soil Depot at Ghatkopar Purification Works
Total works in progress ...	66,73,040 12 3	39,53,464 4 0	1,06,26,505 0 3
Total.—VII.—Street Cleansing, etc. ...	69,53,113 13 3	39,53,464 4 0	1,09,06,578 1 3
VIII.—ROADS, S. W. DRAINS AND PUBLIC LIGHTING.			
Works completed up to 31st March 1955 ...	12,73,302 6 3	...	12,73,302 6 3
Works in progress—			
Constructing and grouting Linking Road (Portion) in T P. Scheme, Bandra ...	1,70,118 13 0	...	1,70,118 13 0
Constructing Vikhroli Station Road ...	34,335 15 0	...	34,335 15 0
Providing access over Nala between Ghatla Village and Chembur ...	10,485 8 7	...	10,485 8 7
Street improvement in different places—set-backs ...	1,29,066 5 6	32,721 13 0	1,61,788 2 6
Construction of Road including grouting from Chembur Ghatla Road to Burial ground and Harijan Colony ...	21,040 11 0	2,237 8 0	23,278 3 0
Construction of Road including grouting from Vadhavli Road to Burial ground ...	12,294 10 0	1,155 0 0	13,449 10 0
Constructing a new bridge over the Vakola Creek at Nehru Road No. 1 leading to Santacruz Aerodrome ...	99,598 14 0	1,855 1 0	1,01,453 15 0
Improving the S. W. Drains paved and unpaved in suburban area ...			
(a) Drains in Waterfield Road, Bandra ...	30,244 8 0	...	30,244 8 0
(b) Drain in old Kurla ...	34,200 3 0	...	34,200 3 0
(c) Drain in Station Road, Bandra ...	9,773 2 0	...	9,773 2 0
(d) Construction of drains in Suburbs ...	1,89,533 7 0	1,43,258 1 0	3,32,791 8 0
(e) Realignment of drain at Juhu
(f) Remodelling culverts in suburbs
Constructing a storm water drain in Bhandup Station Road ...	9,211 14 0	...	9,211 14 0
Asphalt grouting of Saki Naka and Powai Road ...	1,10,917 14 0	...	1,10,917 14 0
VIII.—Roads, S. W. Dains, etc.—Works in Progress—Carried over...	8,60,821 13 1	1,81,227 7 0	10,42,049 4 1
VIII.—Roads S. W., Dsains, etc.—Works Completed—Carried over...	12,73,302 6 3	...	12,73,302 6 3

APPENDIX No. 8—(Contd.)
Block Account showing details of Capital
Expenditure upto 31st March 1956

Name of the Work.	Total Capital Expenditure upto 31st March 1955.	Expenditure during 1955-56.	Total Capital Expenditure upto 31st March 1956.
	Rs. a. p.	Rs. a. p.	Rs. a. p.
VIII.—Roads, S. W. Drains, etc.—Works Completed—Brought over ...	12,73,302 6 3	...	12,73,302 6 3
VIII.—Roads, S. W. Drains, etc.—Works in Progress—Brought over ...	8,60,821 13 1	1,81,227 7 0	10,42,049 4 1
Widening of Santa Cruz Juhu Road from junction of Dadabhoj Road to Juhu Tara Road junction ...	84,555 9 3	6,481 9 0	91,037 2 3
Cutting down the embankment of the Central Salsette Track East and West Kurla Railway Station and constructing metal Roads thereat ...	253 10 0	...	2,53 10 0
Providing a subway at Andheri Railway Station ...	59,752 6 0	173 4 0	59,925 10 0
Salsette track Road between Vile-Parle and Andheri ...	55,110 1 0	...	55,110 1 0
Providing a store shed at Andheri in the acquired premises of the Tata Institute of social sciences at Ghodbunder Road, Andheri ...	7,276 9 0	...	7,276 9 0
Construction of Eastern Express High-Way in Greater Bombay Region
Widening of Sion Trombay Road ...	67,544 6 0	5,771 5 0	73,315 11 0
Extension of the Daudbag Road including side-drains so as to join Bharda wadi Road, Andheri ...	9,251 12 0	2,625 6 0	11,877 2 0
Construction of a road including side-drains in Kol-Dongri, Villages between salsette Track and Dadabhoj Road
Widening of Versova Road, Andheri including provision of side-drains in some portion ...	80,753 4 0	32,567 14 0	1,13,321 2 0
Provision of Subway South of Vile-Parle Railway Station
Widening of Nehru Road, Santa Cruz ...	26,491 14 0	11,194 6 0	37,686 4 0
Constructing the road between Chembur and Ghatla Village (West) including cost of acquisition
Construction of approach road to Mankhurd Railway Station of Sion Trombay Road including the access to the Mankhurd Village
Constructing Saki Vehar Road from the premises of Messrs. Larson and Toubro to Vehar Lake including provision of Cross Drains ...	75,886 7 0	2,507 2 0	78,394 3 0
Widening of Bridge at Kurla Andheri Road over Mithi River between Kurla and Saki Naka ...	1,30,566 10 0	24,017 5 0	1,54,583 15 0
Providing 2 additional openings each with 2 sluice gates on Guzdar Bund, Juhu ...	16,865 8 0	7,010 15 0	23,876 7 0
Construction of an approach road to Govandi Railway Station (including cost of acquisition)	1,138 13 0	1,138 13 0
Widening of (1) Bombay Agra Road and (2) Ghodbunder Road including provision of foot-paths ...	75,922 10 0	1,33,410 13 3	2,09,333 7 3
Construction of 60' road branching off Mahul-Chembur, Ghatkopar Road to meet the proposed 150' Wadala-Ghatkopar Sub-arterial Road in connection with the shifting of Bandra Slaughter House
Providing new access road to Vile Parle (West) Gaathan including provision of side drains and cost of acquisition	5,783 10 0	5,783 10 0
Extension of subway at Andheri upto private passage opp. Dhiraj Pen Factory
Acquisition of lands for the construction of (1) Eastern and (2) Western Express Highways in Greater Bombay
Constructing and improving roads in Paranjpe 'B' Scheme at Vile Parle
Widening of Ghatkopar Mahul Road between Chembur Naka and Ghatkopar cemetery including remodelling of existing culverts and providing cross drains	1,27,797 4 0	1,27,797 4 0
Widening of Kurla Andheri, Road from its junction with Old Agra Road upto Railway level crossing at Andheri Station ...	98 5 0	1,42,470 13 0	1,42,569 2 0
Providing a road overbridge on Harbour Branch Railway Lines south of Kurla on the Eastern Express Highway
Improvement of Nalla from Ghodbunder Road to cremation ground at Andheri ...	6,096 6 0	38,385 3 0	44,481 9 0
Construction of a road from caves road to Municipal Dispensary at Squatters colony at Jogeshwari
Extension of C. S. Track upto Chakala Andheri including provision of side drains	19,356 11 0	19,359 11 0
Reconditioning of corridor Road running North South between Burmah Shell and Stanvac Refineries
Improvement of Mahatma Gandhi Road Ghatkopar, including provision of footpaths and side drains
Total Works in progress ...	15,57,247 2 4	7,41,923 6 3	22,99,170 8 7
Total,—VIII.—Roads, S.W. Drains etc. ...	28,30,549 8 7	7,41,923 6 3	35,72,472 14 10

APPENDIX No. 8—(Contd.)
Block Account showing details of Capital
Expenditure upto 31st March 1956

Name of the Work.	Total Capital Expenditure upto 31st March 1955.	Expenditure during 1955-56.	Total Capital Expenditure upto 31st March 1956.
	Rs. a. p.	Rs. a. p.	Rs. a. p.
X.—BUILDINGS, LAND ACQUISITION AND MANAGEMENT.			
Works in progress—			
Acquisition of two pieces of land with structures standing thereon in Greater Bombay	6,63,025 13 0	...	6,63,025 13 0
Town Planning Scheme in suburbs	2,06,593 2 3	86,146 13 0	2,92,739 15 3
Acquisition of land at Vikhroli and Ghatkopar Scheme	...	2,88,750 0 0	2,88,750 0 0
Variation of T.P.S. No. IV Bandra	97 15 0	98,831 6 0	98,929 5 0
Variation of T. P. S. No. III Bandra	...	49 6 0	49 6 0
Total—X.—Buildings, etc.	8,69,716 14 3	4,73,777 9 0	13,43,494 7 3
XI—FIRE BRIGADE			
Works in progress—			
Construction of Fire Brigade Station at Andheri	2,68,582 15 9	3,864 1 7	2,72,447 1 4
Construction of Fire Station in 'M' Ward
Total—XI—Fire Brigade	2,68,582 15 9	3,864 1 7	2,72,447 1 4
XIII.—GARDENS AND OPEN SPACES			
Works in progress—			
Providing a public park on the open plot at Juhu Road, opposite the Police Station, Santacruz	27,966 2 0	231 13 0	28,197 15 0
Providing Gardens in 'K' Ward
Providing a public garden in T. P. Scheme No. IV, Bandra	13,415 12 0	1,168 9 9	14,584 5 9
Total XIII.—Gardens and Open Spaces	41,381 14 0	1,400 6 9	42,782 4 9
XIV.—MARKETS AND SLAUGHTER HOUSES.			
Works completed upto 31st March 1955	42,222 11 9	...	42,222 11 9
Works in progress—			
Providing cement markets in Bandra area ('H' Wards)
Remodelling of the Khar Market	66,154 7 0	1,84,511 7 0	2,50,665 14 0
Construction of markets in 'M' Ward
Centralization of Slaughter of Sheep and Goats, at Andheri Market
Acquisition of land and establishing markets thereon at Kurla
Total Works in progress	66,154 7 0	1,84,511 7 0	2,50,665 14 0
Total XIV.—Markets	1,08,377 2 9	1,84,511 7 0	2,92,888 9 9
XV.—Village Amenities			
5,06,808 11 0	3,32,826 4 5	8,39,634 15 5	
PLANT AND MACHINERY PLANT AND MACHINERY TO BE PURCHASED OUT OF ADVANCES FROM LOAN FUND			
Completed Items—Plant and Machinery Purchased upto 31st March 1956
Works in progress
II.—WATER WORKS			
Purchase of meters	65,504 6 0	67,951 7 0	1,33,455 13 0
Purchase of one No Power driven cut out machine for C.I. Pipe upto 18"
Purchase of one No. Sump Well Pump	1,672 12 0	Cr. 418 0 0	1,254 12 0
Purchase of one No. Portable Diesel Engine Driven Bucket Pump
V.—PUBLIC HEALTH DEPARTMENT			
Purchase of Tiffa Trailer, Jeep etc.	24,269 15 0	Cr. 2,572 0 0	21,697 15 0
Purchase of 1 Tool Insecticide Fog Trailer	Cr. 1,135 0 0	...	Cr. 1,135 0 0
VI.—MEDICAL RELIEF, ETC.			
Provision of a Mobile Dispensary at Ghatkopar	...	23,892 0 0	23,892 0 0
VII.—STREET CLEANSING AND CONSERVANCY ETC			
5 Cesspool Emptiers with Diesel Engine	664 9 0	2,33,474 10 0	2,34,139 3 0
Purchase of 6 Cesspool Emptiers with Diesel Engine	793 13 0	2,68,834 10 10	2,69,628 7 10
Purchase of 2 scammell three wheeler vehicles for the removal of night soil	56 4 0	9,662 4 0	9,718 8 0
Purchase of 1 Street Watering Lorry
Purchase of 11 Cesspool Emptiers (Scammell) for removal of cesspool water	3,46,180 5 4	Cr. 86,545 0 0	2,59,635 5 4
Purchase of 54 Trailors for removal of night soil	97,869 0 0	Cr. 24,468 0 0	73,401 0 0
Purchase of 13 Pick ups for towing of night soil Trailors	96,881 3 0	Cr. 28,401 0 0	68,480 3 0
Purchase of 7 Lorries for removal of refuse	1,35,325 2 0	Cr. 33,831 0 0	1,01,494 2 0
Works in Progress—Carried over	7,68,082 5 4	4,27,579 15 10	11,95,662 5 2
Completed Items—Carried over

APPENDIX No. 8—(Concl.)
Block Account showing details of Capital
Expenditure upto 31st March 1956

Name of the work	Total Capital Expenditure upto 31st March 1955.		Expenditure during 1955-56.		Total Capital Expenditure upto 31st March 1956.	
	Rs.	a. p.	Rs.	a. p.	Rs.	a. p.
Completed Items—Brought over
Works in Progress—Brought over ...	7,68,082	5 4	4,27,579	15 10	11,95,662	5 2
VIII.—ROADS S.W. DRAINS AND PUBLIC LIGHTING						
Purchase of 2 Ferry Boats	23,490	0 0	23,490	0 0
Plant and Machinery taken over from City
Purchase of one 6-8 tons Road Roller ...	33,290	12 0	Cr. 2,378	0 0	30,912	12 0
Purchase of 2 Tar Boilers from V. T. Scheme
Purchase of 4 Verticle type Por'able tar Boilers of 60 gallons Capacity each ...	2,761	2 0	Cr. 346	0 0	2,415	2 0
Purchase of 2 Motor Trucks for removal of materials ...	27,645	2 0	Cr. 6,911	0 0	20,734	2 0
XI.—FIRE BRIGADE						
Purchase of new foam and C.O. 2 Crash Tender carrying special equipment for air crashes and oil fires ...	1,10,000	0 0	Cr. 4,532	7 0	1,05,467	9 0
Purchase of one Jeep for Fire Brigade Department ...	14,456	14 0	Cr. 3,600	0 0	10,856	14 0
Wireless communication
400/500 Gallons motor pump with extension ladder (35 ft. Ajax type) ...	52,500	0 0	Cr. 5,250	0 0	47,250	0 0
Purchase of 1 Motor Ambulance for Andheri Fire Station ...	17,519	11 0	Cr. 3,504	0 0	14,015	11 0
Total Plant and Machinery ...	10,26,255	14 4	4,24,548	8 10	14,50,804	7 2
Discount and other charges on Loans—						
Discount and other charges on the loan of Rs. 20 lakhs in 1950-51 ...	1,00,596	4 0	1,00,596	4 0
Discount and other charges on the loan of Rs. 25 lakhs in 1951-52 ...	55,477	13 0	55,477	13 0
Discount and other charges on the loan of Rs. 25 lakhs in 1952-53 ...	1,01,538	10 0	1,01,538	10 0
Discount and other charges on the loan of Rs. 20 lakhs in 1953-54 ...	45,000	0 0	45,000	0 0
Discount and other charges on the loan of Rs. 55 lakhs in 1954-55 ...	96,250	0 0	96,250	0 0
Discount and other charges on the loan of 50 lakhs in 1955-56	1,09,677	3 0	1,09,677	3 0
Total—Discount and other charges ...	3,98,862	11 0	1,09,677	3 0	5,08,539	14 0
TRUST FUND.						
Works completed up to 31st March 1955— ...	2,55,215	11 0	2,55,215	11 0
Total—Trust Fund ...	2,55,215	11 0	2,55,215	11 0

T. V. DORAISWAMY,
Chief Accountant.

P. R. NAYAK,
Municipal Commissioner.

Appendix No. 9

Statement Showing (1) the total amount of Municipal Loans raised (2) the expenditure incurred thereagainst and (3) the invested balances of the Loans on 31st March 1956.

(1)	Amount available for expenditure.	I.—General Supervision, Collection of Revenue etc.	II.—Water Works.	III.—Education Primary.	IV.—Education Secondary.	VI.—Medical Relief and Education.	VII.—Street Cleansing and Conservancy etc.	VIII.—Roads, S. W. Drains and Public Lighting.	X.—Build ngs, Land Acquisition, etc.	XI.—Fire Brigade.	XIII.—Gardens and Open Spaces.	XIV.—Markets and Slaughter Houses.	XV.—Village Amenities	Advances for purchase of Plant and Machinery	Discount and other charges.	Total amount expended on works upto 31-3-1956.	Balance unexpended on 31st March 1956.
(1)	(2)	(3)	(4)	(5)	(6)	(7)	(8)	(9)	(10)	(11)	(12)	(13)	(14)	(15)	(16)	(17)	(18)
	Rs. a. p.	Rs. a. p.	Rs. a. p.	Rs. a. p.	Rs. a. p.	Rs. a. p.	Rs. a. p.	Rs. a. p.	Rs. a. p.	Rs. a. p.	Rs. a. p.	Rs. a. p.	Rs. a. p.	Rs. a. p.	Rs. a. p.	Rs. a. p.	Rs. a. p.
Total of different Municipal Loans raised (as per Annual Account for 1954-55)	1,72,66,983 7 5																
Amount of Loan raised from Public in 1955-56	50,00,000 0 0																
Amount of Contribution received from Government as per Annual Accounts for 1954-55	6,44,044 3 0																
—Do.— 1955-56	9,00,000 0 0																
Contribution from Budget 'A'	3,00,000 0 0																
	241,11,027 10 9	2,86,585 2 9	35,90,786 0 11	1,15,910 3 10	5,861 4 9	5,36,749 15 3	1,09,06,578 1 3	35,72,472 14 10	13,43,494 7 3	2,72,447 1 4	42,782 4 9	2,92,888 9 9	8,39,634 15 5	14,50,804 7 2	5,08,539 14 0	2,37,65,535 7 3	3,45,492 3 6

T. V. DORAISWAMY,
Chief Accountant.

P. R. NAYAK,
Municipal Commissioner.

APPENDIX No. 10

Sinking Fund

Statement showing the Actual Investments on account of the Sinking Fund of different Municipal Suburbs Loans upto 31st March 1956, compared with the amounts which should have accumulated upto that date on the basis of the Fixed Instalments and the sums set aside as Sinking Fund as on 31st March 1956.

Name of Loan.	Amount raised.	When raised.	When repayable.	Amount of Annual Sinking Fund Instalment.	Date when Sinking Fund commenced.	Amount of Sinking Fund which should have accumulated upto 31st March 1956 at compound interest.
	Rs.			Rs.		Rs.
(3% basis)						
4½% Municipal Suburbs Loans—						
For construction of the Office Building and Vegetable Market, Ghatkopar ...	30,000	1-10-1937	1-10-1957	*		26,527
For Underground drainage Scheme, Kurla ...	1,65,500	15-1-1937	15-1-1967	3476	1-3-1938	87,529
4½% for laying underground drain in Bandra and Khar areas	4,00,000	15-8-1935	15-11-1965	8,408	15-8-1936	2,30,145
Do. Do. ...	3,00,000	20-3-1939	15-11-1965	7,782	20-3-1940	1,69,496
4% Loan	2,22,000	30-3-1940		6,089	30-3-1941	1,22,747
4% Municipal Suburbs Loans—	48,000	July 1939	15-7-1969	1,008	1-3-1941	20,375
For construction of quarters for Conservancy Staff, Bandra. ...						
For repayment to Government of the cost of the Khar Water Supply Scheme (Bandra) ...	1,00,000	4-3-1942	15-7-1972	2,102	1-3-1943	36,000
3½% Rs. 20 lakhs Bombay Municipal Suburbs Loan of 1950-51 for financing Capital Works such as Water Works etc. ...	20,00,000	1-3-1951	1-3-1966	1,07,534	1-3-1952	5,72,335
3½% Rs. 25 lakhs Bombay Municipal Suburbs Loan of 1951-52 for financing Capital Works such as Water Works etc. ...	25,00,000	3-10-1951	3-10-1966	1,34,418	3-10-1952	5,70,696
(3½% basis)						
4% Rs. 25 lakhs Bombay Municipal Suburbs Loan of 1952-53 for financing capital works such as water works etc. ...	25,00,000	1-9-1952	1-9-1964	1,68,781	1-9-1953	5,37,065
4% Rs. 20 Lakhs Bombay Municipal Suburbs Loan 1953-54 for financing Capital Works such as waterworks etc. ...	20,00,000	1-9-1953	1-9-1963	** 68,924	1-9-1954	1,43,505
4% Rs. 55 Lakhs Bombay Municipal Suburbs Loan 1954-55 for financing Capital Works such as Waterworks etc. ...	55,00,000	16-10-1954	1-9-1964	1,89,542	16-10-1955	1,93,096
Total ...						27,09,516

* The Municipality has invested Rs. 24,500 in Post Office National Savings Certificates to build a sum of Rs. 30,000 at the end of September 1957 when these National Savings Certificates will be encashed and the Loan will be repaid. The value of the National Savings Certificates as on 31-3-56 is Rs. 33,075.

** Annual Sinking Fund instalment on 20 year's basis.

(1)	AMOUNT ACTUALLY INVESTED UPTO 31ST MARCH 1956.				Amount of Interest accrued upto 31st March 1956 collected and invested in 1956-57.	Total of Columns 5 and 6
	Amount of Sinking Fund invested upto 31st March 1955.	Sinking Fund Instalments paid in 1955-56.	Interest, etc., accumulations invested in 1955-56.	Total.		
	Rs. a. p.	Rs. a. p.	Rs. a. p.	Rs. a. p.	Rs. a. p.	Rs. a. p.
Sinking Funds ...	19,55,322 13 4	6,98,064 0 0	83,078 10 0	27,36,465 7 4		
Total Sinking Funds ...				27,36,465 7 4		
In Public Securities as detailed in Appendix No. 16-A ...				27,36,453 4 6		
In Cash with the Imperial, Bank of India, Dadar ...				12 2 10		
Total ...				27,36,465 7 4	8,830 2 0	27,45,295 9 4

* The Market Value of the securities on 31st March 1956 is Rs. 27,87,843-0-0 as shown in Appendix No. 16A and after adding the cash balance of Rs. 12-2-10 and the interest accrued on the securities upto 31st March 1956 amounting to Rs. 8,830-2-0 the total amount of Sinking Fund is Rs. 27,96,685-4-10.

T. V. DORAISWAMY,
Chief Accountant.

P. R. NAYAK,
Municipal Commissioner.

APPENDIX

Statement showing Outstanding Loans due by the Municipality (Suburban Area), the Interest paid by the State Bank of India and in office during the year and the balance

Serial No.	Particulars of Loans.	Rate of Interest.	Balance due on 1-4-1955.	Amount raised in 1955-56.	Total.
(1)	(2)	(3)	(4)	(5)	(6)
	Loans raised from Government.	Rs.	Rs. a. p.	Rs. a. p.	Rs. a. p.
1	Loan for laying pipe line for Oil Refineries at Trombay, 1st Instalment, Rs. 15 lakhs ...	4 %	15,00,000 0 0	...	15,00,000 0 0
	Loans raised from the Public.				
1	Loan for laying underground Drain in Bandra and Khar Area (Bandra).	4½%	4,00,000 0 0	}	9,22,000 0 0@
		4 %	3,00,000 0 0		
2	Loan for construction of quarters for Conservancy Staff (Bandra) ...	4 %	2,22,000 0 0	...	48,000 0 0@
3	Loan for repayment to Government of the cost of the Khar Water Supply Scheme (Bandra)...	4 %	48,000 0 0	...	1,00,000 0 0@
4	Loan for construction of the Office Building and Vegetable Market, Ghatkopar ...	4½%	1,00,000 0 0	...	30,000 0 0@
5	Loan for underground drainage scheme (Kurla) ...	4½%	30,000 0 0	...	1,65,500 0 0@
6	Rs. 20 lakhs Bombay Municipal Suburbs Loan of 1950-51 for financing Capital Works such as Water Works, Roads, etc., pertaining to Budget 'D' ...	3½%	1,65,500 0 0	...	20,00,000 0 0@
7	Rs. 25 lakhs Bombay Municipal Suburbs Loan of 1951-52 for financing Capital Works such as Water Works, Roads, etc., pertaining to Budget 'D' ...	3½%	20,00,000 0 0	...	25,00,000 0 0@
8	Rs. 25 lakhs Bombay Municipal Suburbs Loan of 1952-53 for financing Capital Works such as Water Works, Roads, etc pertaining to Budget 'D' ...	4 %	25,00,000 0 0	...	25,00,000 0 0@
9	Rs. 20 lakhs Bombay Municipal Suburbs Loan of 1953-54 for financing capital Works such as Water Works, Roads, etc. pertaining to Budget 'D' ...	4 %	20,00,000 0 0	...	20,00,000 0 0 @
10	Rs. 55 Lakhs Bombay Municipal Suburbs Loan of 1954-55 for financing Capital Works such as Water Works, Roads, etc., pertaining to Budget 'D' ...	4 %	55,00,000 0 0	...	55,00,000 0 0@
11	Rs. 50 Lakhs Bombay Municipal Suburbs Loan of 1955-56 for financing Capital Works Such as Water Works, Roads, etc., pertaining to Budget 'D' ...	4 %	...	50,00,000 0 0	50,00,000 0 0@
	Total ...		1,72,65,500 0 0	50,00,000 0 0	2,22,65,500 0 0

@ As under the terms of these loans the bonds cannot be repaid to the holders before the dates stipulated in the debentures.

T. V. DORAISWAMY,
Chief Accountant.

No. 11

Outstanding on 1st April 1955 on the different Loans, the amount payable for the year 1955-56, the amount outstanding on 31st March 1956.

Amount repaid in 1955-56.	Balance due on 31-3-1956.	Interest outstanding on 1-4-1955.	Interest payable in 1955-56.	Total Interest due.	Debit—Interest paid.	Outstanding Balance on 31-3-1956.
(7)	(8)	(9)	(10)	(11)	(12)	(13)
Rs. a. p.	Rs. a. p.	Rs. a. p.	Rs. a. p.	Rs. a. p.	Rs. a. p.	Rs. a. p.
1,24,937 0 0	13,75,063 0 0	667 0 0	60,000 0 0	60,667 0 0	60,000 0 0	667 0 0
...	9,22,000 0 0	598 8 0	38,880 0 0	39,478 8 0	38,684 4 0	794 4 0
...	40,000 0 0	...	1,920 0 0	1,920 0 0	1,920 0 0	...
...	1,00,000 0 0	...	4,000 0 0	4,000 0 0	3,980 0 0	20 0 0
...	30,000 0 0	157 8 0	1,350 0 0	1,507 8 0	1,305 0 0	202 8 0
...	1,65,500 0 0	1,100 4 0	7,447 8 0	8,547 12 0	7,033 8 0	1,514 4 0
...	20,00,000 0 0	162 8 0	65,000 0 0	65,162 8 0	65,000 0 0	162 8 0
...	25,00,000 0 0	...	93,750 0 0	93,750 0 0	93,750 0 0	...
...	25,00,000 0 0	8,625 0 0	1,00,000 0 0	1,08,625 0 0	95,173 12 0	13,451 4 0
...	20,00,000 0 0	...	80,000 0 0	80,000 0 0	80,000 0 0	...
...	35,00,000 0 0	...	2,20,000 0 0	2,20,000 0 0	2,20,000 0 0	...
...	50,00,000 0 0	...	1,00,000 0 0	1,00,000 0 0	97,430 0 0	2,570 0 0
1,24,937 0 0	2,21,40,563 0 0	11,310 12 0	7,72,347 8 0	7,83,658 4 0	7,64,276 8 0	19,381 12 0

the Sinking Fund has been shown in detail in Appendix No. 10.

P. R. NAYAK,
Municipal Commissioner.

APPENDIX No. 12
Statement of Advance for 1955-56.

Name of Account.	Opening Balance on 1st April 1955	Debits during 1955-56.	Total.	Credits during 1955-56.	Closing Balance on 31st March 1956.
	Rs.	Rs.	Rs.	Rs.	Rs.
Departmental Works ...					
Water Works ...	62,087	39,122	1,01,209	9,642	91,567
Roads Buildings and Drainage ...	2,19,933	5,03,704	7,23,637	1,77,227	5,46,410
Total ...	2,82,020	5,42,826	8,24,846	1,86,869	6,37,977
Private Works ...					
Water Works ...	11,188	17,864	29,052	3,549	25,503
Roads Buildings and Drainage ...	40,772	62,491	1,03,263	12,794	90,469
Total ...	51,960	80,355	1,32,315	16,343	1,15,972
<i>Municipal Officers—</i>					
Dishonoured Cheques	96,464	96,464	96,464	..
Standing Advances for Contingent Expenses ...	12,838	900	13,738	95	13,643
Motor Cars and Motor Cycles to Officers ...	26,130	10,500	36,630	9,242	27,388
Cycle Advances to Subordinates	250	250	..	250
Total ...	38,968	1,08,114	1,47,082	1,05,801	41,281
Advances—Sundries and Miscellaneous ...	2,31,605	2,13,195	4,44,800	1,05,275	3,39,525
Municipal contractors ...	606	..	606	403	203
Advances Sundries cost of revision of grades of Suburban Staff ...	186	41,830	42,016	39,631	2,385
Demolition of Shed	1,283	1,283	..	1,283
Advances for Improvement of private streets ...	65,553	39,393	1,04,946	2,132	1,02,814
Purchase of Petrol and Diesel oil ...	5,016	85,378	90,394	83,597	6,797
Town Planning Schemes in Suburbs
Total ...	3,02,966	3,81,079	6,84,045	2,31,038	4,53,007
Grand Total ...	6,75,914	11,12,374	17,88,288	5,40,051	12,48,237

T. V. DORAISWAMY,
Chief Accountant.

P. R. NAYAK,
Municipal Commissioner.

APPENDIX No. 13
Statement of Deposit Account for 1955-56

Name of Account.	Opening Balance on 1st April 1955.	Credits during 1955-56.	Total.	Debits during 1955-56.	Closing Balance on 31st March 1956.
	Rs.	Rs.	Rs.	Rs.	Rs.
<i>A.—Cash Deposits from Contractors, etc.—</i>					
(1) From Contractors	5,77,714	2,71,026	8,48,740	2,10,748	6,37,992
(2) From Tenderers	1,73,830	4,25,735	5,99,565	4,16,220	1,83,345
<i>B.—Cash Deposits from Private Parties received through Departmental Officers—</i>					
(1) Assistant Engineer, 1st Grade	6,07,928	3,07,216	9,15,144	2,23,266	6,91,878
(2) Assistant Engineer, Water Works	2,41,379	1,76,977	4,18,356	64,672	3,53,684
(3) Deputy Assessor and Collector	3,98,631	22,49,176	26,47,807	21,19,864	5,27,943
(4) Assistant Health Officer	36,513	44,535	81,048	43,702	37,346
(5) Assistant Superintendent of Licenses	1,11,844	1,07,016	2,18,860	48,625	1,70,235
(6) Assistant Superintendent of Markets	42,433	31,586	74,019	7,774	66,245
(7) Assistant Head Supervisor	16,862	3,795	20,657	9,202	11,455
(8) Assistant Municipal Commissioner	9,637	399	10,036	360	9,676
(9) A. E. N. Ward—	37,527	17,709	55,236	8,244	46,992
(10) A. E. T. P. Schemes	2,59,654	1,57,500	4,17,154	6,576	4,10,578
(11) Insecticide Officer	3,657	3,809	7,466	4,708	2,758
(12) C. L.	2,475	2,475	734	1,741
<i>C.—Other Cash Deposits</i>	11,75,690	9,87,484	21,63,174	10,34,315	11,28,859
<i>D.—Cash Deposits from Lessees</i>
<i>E.—Paper Deposits kept in Office—</i>					
(1) From Contractors, etc.	6,700	1,91,145	1,97,845	1,97,545	300
(2) From Tenderers	7,000	...	7,000	7,000	...
(3) Investment of Municipal Fund
(4) Securities held under objection
<i>F.—Paper Deposits from Municipal Employees and Contractors lodged with the Imperial Bank of India</i>	5,43,600	2,08,145	7,51,745	1,85,600	5,66,145
<i>G.—Paper Deposits from Lessees etc., lodged with the Imperial Bank of India & Reserve Bank</i>
<i>H.—Sales Tax</i>	195	604	799	707	92
<i>I.—Cash deposit from retired Municipal employees opting for Pension</i>	...	46,369	46,369	...	46,369
Total ...	42,50,794	52,32,701	94,83,495	45,89,862	48,93,633

T. V. DORAISWAMY,
Chief Accountant.

P. R. NAYAK,
Municipal Commissioner.

APPENDIX No. 14

Statement showing Interest accrued but not paid in respect of the following Municipal Loans credited to Suspense Account pending adjustment in their respective years of repayment, outstanding on 31st March 1956.

Year of Adjustment.	Particulars of Loans.	Amount of Interest accrued but not paid outstanding.	Date of Maturity of the Loan.
		Rs. a. p.	
1951-52	3½% Rupees 20 Lakhs Loan (1950-51)	5,416 11 0	1st March 1966.
1952-53	3¾% Rupees 25 Lakhs Loan (1951-52)	46,354 3 0	3rd October 1966.
1953-54	4½% Bandra Municipal Loan Rs. 4 Lakhs out of Rs. 9.22 Lakhs (1935).	6,750 0 0	15th November 1965,
Do	4% Bandra Municipal Loan Rs. 3 Lakhs out of Rs. 9.22 Lakhs (1939).	4,500 0 0	Do.
Do.	4% Bandra Municipal Loan Rs. 2.22 Lakhs out of Rs. 9.22 Lakhs (1940).	3,330 0 0	Do.
Do.	4% Rs. 48,000 Loan Bandra Municipal Loan (1941)	400 0 0	15th July 1969.
Do.	4% Rs. 1 Lakh Loan—Bandra Municipal Loan (1942).	833 5 0	15th July 1972.
Do.	4½% Rs. 30,000 Loan—Ghatkopar-Kirol Municipal Loan (1937).	675 0 0	1st October 1957.
Do.	4½% Rs. 1,65,500 Loan—Kurla Municipal Loan (1937).	1,551 9 0	15th January 1967.
Do	4% Rs. 25 Lakhs Loan (1952-53)	8,333 5 0	1st September 1964.
1954-55	4% Rs. 20 Lakhs Loan (1953-54)	6,666 11 0	1st September 1963.
1955-56	4% Rs. 55 Lakhs Loan (1954-55)	18,333 5 4	1st September 1964.
	Total	1,03,144 1 4	

I. V. DORAISWAMY,
Chief Accountant.

P. R. NAYAK,
Municipal Commissioner.

APPENDIX No. 15

Statement showing the Amounts of the Receipts and Expenditure respectively credited and debited to the Municipal Fund during the year 1955-56 and the Balance at the credit of the Fund at the close of the year 1955-56 (i.e., 31st March 1956).

	Details.		Total.	
	Rs.	a. p.	Rs.	a. p.
RECEIPTS—A.—REVENUE ACCOUNT.				
1.—General Tax, Indirect Taxation and Miscellaneous Revenue—				
A.—General Tax	58,17,965	7 8		
B.—Grants-in-aid in respect of fines for offences against the law	7,441	0 0		
C.—Interest and profit on Investment of Surplus Loans and other balances	4,18,780	8 7		
D.—Miscellaneous	33,670	4 3	62,77,857	4 6
2. Water Works—Water Tax and other Miscellaneous Water Works Revenue			40,21,543	2 11
3. Education—Primary			443	10 3
4. Education—Secondary			34,754	3 6
5. Public Health Department			7,924	11 3
6. Medical Relief and Education				
7.—Street Cleansing and Conservancy, Road Watering and Halalkhore Service—				
A.—Halalkhore Tax	6,80,097	2 0		
B.—Miscellaneous	54,073	8 8		
C.—Veterinary Department	2,123	10 0	7,36,294	4 8
8. Roads, Drains and Public Lighting				
A.—Wheel Tax and Government Contribution in lieu of Tolls	4,91,474	1 0		
B.—Ground Rent	1,782	8 0		
C.—Miscellaneous	62,533	8 6		
D.—Ferry Receipts	14,773	3 0	5,70,563	4 6
9. Mechanical				
10. Buildings, Land Acquisition and Management—				
A.—Sale Proceeds of Surplus Land	28,164	0 0		
B.—Rent of Buildings	10,823	8 9		
C.—Ground Rent	3,408	2 0		
D.—Miscellaneous	37,754	11 3		
E.—Rent of Municipal Land at Khar etc.			80,150	6 0
11. Fire Brigade—				
A.—Fire Tax	2,59,392	0 0		
B.—Other Receipts	1,186	0 0		
			2,60,578	0 0
12. Licensing, Removal of Encroachments on Public Streets and Administration of Shops and Establishment Act, 1948 and Theatre Tax—				
A.—Licences for Dangerous and Offensive Trades	1,73,682	3 0		
B.—Removal of Encroachments on Public Streets, Licences for squatters and Hawkers and fees for removal of encroachments	53,579	15 6		
C.—Grants-in-aid from Government for the Administration of Shops and Establishment Act, 1948	19,238	14 0		
D.—Miscellaneous	34,334	10 10		
E.—Receipts from Theatre Tax	92,613	5 6		
F.—Parking fees	7	0 0	3,73,456	0 10
13. Gardens and Open Spaces				
14. Markets and Slaughter Houses			4,72,506	1 6
15. Contribution from Capital Funds to Revenue on account of Loan Works Staff			3,15,731	4 0
16. Rebate from Government on account of Collection of the Urban Immoveable Property Tax in the Suburbs			27,806	8 0
17. Grants-in-aid from Government			11,67,116	3 0
18. Share from Budget 'A' for Town Duties under Section 123(B)2			14,08,166	0 0
Total—Revenue Receipts			1,57,54,891	0 11

APPENDIX NO. 15—(Contd.)

	Details.		Total.	
	Ra.	a. p.	Ra.	a. p.
RECEIPTS—B.—CAPITAL ACCOUNT.				
Capital Receipts—				
Debt Principal	Dr. 1,24,937	0 0		
New Loan 1955-56	50,00,000	0 0		
Trust Funds	30,000	0 0		
Contribution from Govt. equal to 1/3rd of the Exp. etc.	9,00,000	0 0		
Contribution from Hospital Fund of Budget 'A'		
Total—Capital Account Receipts			58,05,063	0 0
RECEIPTS—C.—SUSPENSE ACCOUNT.				
I.—Sinking and Special Fund Accounts—				
Sinking and Special Fund Accounts	13,50,141	14 11		
Loan Redemption Fund	1,24,937	0 0		
			14,75,078	14 11
II.—Paper and Cash Accounts—				
(1) Sinking Funds	50,215	3 0		
(2) Special Funds	2,455	2 0		
(3) Surplus Funds	9,01,968	9 3		
(4) Loan Funds	287	10 0		
State Bank of India and Other Local Banks on account of Sundry Deposits	1,87,42,740	4 6		
			1,96,97,666	12 9
III.—Suspense Accounts—				
Deposit Account	52,32,702	2 2		
Advances for improvement of Private streets	2,131	11 0		
Advances for purchase of Petrol	83,596	15 6		
Advances for Departmental Works	1,86,868	14 0		
Advances for Private Works	16,342	15 0		
T. P. Schemes		
Advances Sundries Miscellaneous Advances	1,05,275	11 0		
Advances cost of Revision of Grades	39,610	13 0		
Advances Municipal Contractors	403	6 0		
Advances—Municipal Officers—				
(a) Dishonoured Cheques	96,463	14 0		
(b) Standing Advances for Contingent Expenses	95	0 0		
(c) Motor Cars and Motor Cycles to Officers	9,241	14 0		
(d) Cycle advances to Subordinates		
Provident Fund Recoveries (Suburbs)	5,56,609	13 6		
Interest Receivable A/c		
Greater Bombay Suburbs Municipal Corporation Loan		
Interest Warrants Payable Account	2,72,265	0 0		
Interest accrued but not paid	18,333	5 4		
Cash Bills Outstanding Account	15,932	7 0		
Cheques Payable	2,86,98,112	12 4		
Plant and Machinery to be purchased out of S. C. B.	1,40,286	0 0		
Wages Deposit A/c	4,97,075	8 0		
Advances out of Surplus—Cash Balance for financing the expenditure on Capital Works Loan Funds	18,02,250	14 9		
			3,77,73,617	9 7
Total—Suspense Account Receipts—I, II, III.			5,89,46,363	5 3
EXPENDITURE—A.—REVENUE ACCOUNT.				
I.—General Supervision, Collection of Revenue, etc.—				
A.—General Superintendence—				
(a) Corporation & Standing Committee	5,486	0 0		
(b) Chief Auditor's Establishment	34,203	7 9		
(c) Assistant Municipal Commissioner's Office	31,963	6 0		
(d) Audit and Accounts	1,46,483	8 9		
(e) Ward Officer's Establishment		
(f) Liaison Officer's Establishment		
B.—Collection of Revenue—(a) Property and Wheel Tax Establishment	4,14,434	1 9		
C.—Upkeep of Municipal Central and Ward Offices	26,795	14 0		
D.—Miscellaneous Charges	18,768	9 9		
E.—Election expenses	1,10,557	0 9		
F.—New Works	7,102	8 0		
G.—Debt Charges	25,846	14 0		
			8,21,641	6 0
II.—Water Works—				
A.—Maintenance	24,89,336	5 6		
B.—New Works	6,998	1 0		
C.—Debt Charges	4,05,064	3 0		
D.—Provident Fund Pensions Gratuities etc.	38,494	1 0		
E.—Dearness Allowance	1,07,473	11 0		
			30,47,366	5 6
Carried forward			38,69,007	11 6

APPENDIX No. 15—(Contd.)

	Details.			Total.		
	Rs.	a.	p.	Rs.	a.	p.
Brought over ...				38,69,007	11	6
EXPENDITURE—A.—REVENUE ACCOUNT—(Contd.)						
III.—Education—Primary ...				14,17,418	0	0
IV.—Education—Secondary ...				7,742	14	0
V.—Public Health Department—						
A.—General Supervision ...	5,78,936	4	6			
B.—Supply of Milk to undernourished needy children attending Municipal Schools. ...	2,62,600	13	0			
C.—New Works ...	6	0	0			
D.—Debt Charges ...	2,785	3	0			
E.—Census					
				8,44,934	4	6
VI.—Medical Relief and Education—						
A.—Hospitals and Maternity Homes—						
(a) Hospitals ...						
(i) K. B. Bhabha Hospital, and Sir C. J. R. Dispensary, Bandra ...	1,87,755	10	0			
(ii) K. B. Bhabha Hospital, Kurla ...	94,867	10	6			
(b) Maternity Homes ...						
(i) Shamabai Vithaldas Khimji Municipal Maternity Home and ambulance service Ghatkopar ...	37,155	15	0			
(ii) Municipal Maternity Home, Chembur ...	26,944	6	3			
(c) Medical aid and Nursing assistance to poor people in their houses.					
B.—Dispensaries—						
(a) N. J. Wadia Dispensary, Andheri ...	68,539	4	6			
(b) Bai Yeshodabai M. V. Free Dispensary at Vile Parle ...	14,668	8	6			
(c) Seth Dwarkadas Tribhuvandas J. P. Charitable Dispensary at Chembur ...	35,332	3	6			
(d) Bai Mithibai Hormusji Charitable Disp. Kurla ...	9,710	2	6			
(e) Municipal Dispensary at Rajawadi Ghatkopar ...	13,124	8	9			
(f) Municipal Mobile Dispensary at Rajawadi Ghatkopar ...	8,801	6	0			
(g) Municipal Free Dispensary at Jogeswari ...	12,263	0	0			
(h) Municipal Free Dispensary at Bhandup ...	10,681	9	0			
(i) Municipal Free Dispensary at Versova ...	7,075	1	0			
(j) Municipal Dispensary Kherwadi Bandra ...	5,298	2	0			
C.—Family Planning Clinics ...	1,888	11	0			
D.—B. C. G. Vaccination					
E.—New Works ...	1,710	12	0			
F.—Debt Charges ...	8,393	15	0			
G.—Improvement of the Dispensaries					
				5,44,210	13	6
VII.—Street Cleansing and Conservancy, Road Watering and Halalkhore Service—						
A.—Street Cleansing and Conservancy ...	74,733	2	9			
B.—Collection Loading removal and disposal of T. R. etc....	6,04,728	0	6			
C.—Road Watering ...	2,035	5	0			
D.—Halalkhore Service ...	12,04,714	10	9			
E.—New Sewers ...	84,004	12	0			
F.—New Works ...	9,179	15	0			
G.—Debt Charges ...	8,25,573	13	4			
H.—Depreciation on Plant and Machinery					
				28,05,019	11	4
VIII.—Roads, S.W. Drains and Public lighting						
A.—General ...	1,21,304	6	0			
B.—Maintenance of Roads ...	9,94,806	3	9			
C.—Public Lighting ...	4,19,624	2	6			
D.—Maintenance of S. W. Drains					
E.—Upkeep of Ferry Boats ...	8,298	11	0			
F.—Depreciation of Plant and Machinery ...	2,724	0	0			
G.—New Works ...	4,301	15	0			
H.—Debt Charges ...	2,14,764	15	0			
I.—Upkeep of Jeep					
				17,65,824	5	3
IX.—Mechanical—				7,352	12	0
X.—Buildings, Land Acquisition and Management—						
A.—Asstt. Engineer (Subs)'s Office Establishment ...	70,402	4	0			
B.—Inspection and Supervision of Private Buildings ...	1,49,847	12	0			
C.—Debt Charges ...	80,704	2	0			
D.—Planning of Land development and Improvement Projects					
				3,00,954	2	0
XI.—Fire Brigade—						
A.—Maintenance ...	83,045	7	0			
B.—New Works ...	2,164	9	0			
C.—Debt Charges ...	27,853	13	0			
				1,13,063	13	0
XII.—Licensing and Removal of Encroachment on Public Streets						
Administration of Shops and Establishment Act, 1948						
Administration of Theatre Tax and Parking Grounds—						
A.—Licensing Establishment ...	68,283	4	6			
B.—Removal of Encroachments on Public Streets ...	24,040	14	0			
C.—Administration of Shops and Establishment Act, 1948 ...	41,104	2	9			
D.—Administration of Theatre Tax ...	4,098	3	3			
E.—Parking Grounds					
				1,37,526	8	6
Carried forward ...				1,18,13,054	15	7

APPENDIX No. 15--(Contd.)

	Details.		Total.		
	Rs.	a. p.	Rs.	a.	p.
Brought over ...			1,18,13,054	15	7
EXPENDITURE--A.--REVENUE ACCOUNT--(Contd.)					
XIII.--Gardens and Open Spaces--Maintenance ...	34,697	11 0			
New Works ...	23,716	6 6			
Debt charges ...	2,633	9 0			
			61,047	10	6
XIV.--Markets and Slaughter Houses--					
A.--Markets & Slaughter Houses ...	1,64,347	7 3			
B.--New Works ...	8,694	2 0			
C.--Debt Charges ...	2,470	14 0			
			1,75,512	7	3
XV.--Contribution to Town Planning Schemes in respect of Municipal plots ...					
XVI.--Miscellaneous--					
A.--Provident Fund, Pensions, Gratuities and Compassionate Allowances ...	2,59,264	13 0			
B.--Urban Immovable Property Tax on Municipal Properties in Suburbs ...	335	2 0			
C.--Dearness Allowance ...	17,95,279	3 0			
D.--Grants-in-aid to Public Institutions--	68,837	12 0			
Municipal Debt Interest ...			21,23,716	14	0
Total--Expenditure--A.--Revenue Account ...			1,41,73,331	15	4
EXPENDITURE--B.--CAPITAL ACCOUNT.					
I.--General Supervision Collection of Revenue, etc. ...	1,515	11 0			
II.--Water Works ...	7,18,598	14 11			
III.--Education--Primary ...					
IV.--Education--Secondary ...					
V.--Public Health Department ...					
VI.--Medical Relief and Education ...	1,17,329	6 0			
VII.--Street Cleansing and Conservancy ...	39,53,464	4 0			
VIII.--Roads, Drains and Public lighting ...	7,41,923	6 3			
IX.--Mechanical ...					
X.--Buildings, Land Acquisition and Management ...	4,73,777	9 0			
XI.--Fire Brigade ...	3,864	1 7			
XIII.--Gardens and open spaces ...	1,400	6 9			
XIV.--Markets and Slaughter Houses ...	1,84,511	7 0			
XV.--Village Amenities ...	3,32,826	4 5			
Advances for purchase of Plant and Machinery ...	4,24,548	8 10			
Discount and other charges ...	1,09,677	3 0			
Assets written off ...					
Trust Fund Expenditure ...					
Total--Capital Account Expenditure ...			70,63,437	2	9
EXPENDITURE--C.--SUSPENSE ACCOUNT.					
I.--Sinking and Special Fund Accounts--					
Sinking and Special Fund Accounts ...	5,67,745	13 11			
Loan Redemption Fund ...			5,67,745	13	11
II.--Paper and Cash Accounts--					
(1) Sinking Funds ...	8,31,357	13 0			
(2) Special Funds ...	3,708	9 0			
(3) Surplus Funds ...	5,58,916	13 0			
(4) Loan Funds ...	66,850	7 3			
State Bank of India and Other Local Banks on account of Sundry Deposits ...	2,14,74,249	10 11			
			2,29,34,983	5	2
Carried forward ...			2,35,02,729	3	1

APPENDIX No. 15—(Concluded)

SUMMARY

	Details			Total		
	Rs.	a.	p.	Rs.	a.	p.
Brought over ...				2,35,02,729	3	1
EXPENDITURE—C.—SUSPENSE ACCOUNT—(Contd.)						
III.—Suspense Accounts—						
Deposit Account	45,89,862	3	1			
Advances for demolition of unauthorised Streets and for removal of unsafe buildings in the Suburbs	1,283	4	0			
Advances for Purchase of Petrol	85,378	2	0			
Advances Departmental Works	5,42,825	14	4			
Advances Private Works	80,355	0	0			
Advances for Improvement of private streets	39,392	10	0			
Advance—Municipal Contractors			
Advances—Sundries—Miscellaneous Advances	2,13,194	9	7			
Advances—Cost of Revision of Grades of Suburban Staff	41,829	15	0			
Advances—Municipal Officers—						
(a) Dishonoured Cheques	96,463	14	0			
(b) Standing Advances for Contingent Expenses	900	0	0			
(c) Motor Cars and Motor Cycles to Officers	10,500	0	0			
(d) Cycle Advances to Subordinates	250	0	0			
Provident Fund—Suburbs	5,56,609	13	6			
Plant and Machinery to be purchased out of Surplus Cash Balance	54,068	8	0			
Interest Receivable Account			
Greater Bombay Municipal Corporation Loan Interest	2,71,051	4	0			
warrant's payable Account	2,80,04,536	8	1			
Cheques Payable	12,686	8	9			
Cash Bills outstanding A/c	4,97,075	8	0			
Wages Deposit A/c			
Advance from S. C. B. for financing the expenditure on capital Works	16,02,250	1	9			
Total, III.—Suspense Account Expenditure				3,67,00,513	12	1
Total I, II & III.				6,02,03,242	15	2

SUMMARY.

Receipts.				Disbursements.	
Rs.	a. p.			Rs.	a. p.
28,80,983	9 5	Balance on 1st April 1955	...		
1,57,54,891	0 11	A.—Revenue Account	...	1,41,73,331	15 4
58,05,063	0 0	B.—Capital Account	...	70,63,437	2 9
5,89,46,363	5 3	C.—Suspense Account	...	6,02,03,242	15 2
8,05,06,317	6 2				
		Total	...	8,14,40,012	1 3
		* Balance on 31st March 1956	...	19,47,288	14 4
8,33,87,300	15 7	Total	...	8,33,87,300	15 7

		Rs. a. p.	
Bank's Reconciliation—			
* Balance as per Bank's Pass Books	...	14,78,182	1 2
Add—			
Revenue sent to the Bank on 31st March 1956 but acknowledged on 1st April 1956	...	4,90,074	14 6
		19,68,256	15 8
Less—			
Uncashed Cheques	...	4,68,108	11 1
Balance in Bank as per Day Book (Column No. 10)	...	15,00,148	4 7
Balance in Office in Government Promissory Notes, etc.	...	1,300	0 0
Balance in Office in Cash	...	838	13 9
Collection held in Office Treasury	...	4,45,001	12 0
		19,47,288	14 4

T. V. DORAISWAMY,
Chief Accountant.

P. R. NAYAK,
Municipal Commissioner.

APPENDIX No. 16

Comparison of Face, Purchase and Market Values at 31st March 1956 of different Securities held in the following Special Funds.

Name of Fund.	Particulars of Securities.	Face Value.	Purchase Rate Per Cent.	Actual Cost at Purchase Rate.	Market Rate Per Cent.	Value at Market Rate.
		Rs.	Rs. a. p.	Rs. a. p.	Rs. a. p.	Rs. a. p.
	<i>In Bank Treasury.</i>					
Water Mains Depreciation Fund (Bandra and Kurla)	4% Government Loan 1960-70 ...	9,900	Par.	9,900 0 0	101 8 0	10,048 8 0
	3½% Municipal Debentures 1965-66 ...	4,800	96 12 6	4,645 8 0	Par.	4,800 0 0
	3% Government Funding Loan 1966-68.	4,800	Par.	4,800 0 0	92 10 0	4,446 0 0
	3% Government Loan 1963-65 ...	7,800	Do.	7,800 0 0	94 13 0	7,395 6 0
	3% G. P. Notes (1896-97) — ...	2,900	Do.	2,900 0 0	77 4 0	2,240 4 0
	3% Conversion Loan 1946 ...	11,400	Do.	11,400 0 0	76 12 0	8,749 8 0
	Post Office National Savings Certificates	2,500	Do.	2,500 0 0	Date of Purchase. 23-1-47 Date of Maturity. 23-1-59	3,375 0 0
	Do. do. ...	2,500	Do.	2,500 0 0	9-1-48 9-1-60	3,250 0 0
	Do. do. ...	400	Do.	400 0 0	13-7-48 13-7-60	500 0 0
	Do. do. ...	2,400	Do.	2,400 0 0	25-11-48 25-11-60	3,000 0 0
Do. do. ...	2,700	Do.	2,700 0 0	29-12-49 29-12-61	3,240 0 0	
	Total Rs. ...	52,100		51,945 8 0		51,044 10 0
Hospital Fund	3½% Municipal Debentures 1965-66 ...	22,000	96 12 6	21,291 14 0	Par.	22,000 0 0
	3% Conversion Loan 1946 ...	43,500	Par.	43,500 0 0	76 12 0	78,668 12 0
	Do. (Stock Certificates)	59,000	Do.	59,000 0 0		
	Total Rs. ...	1,24,500		1,23,791 14 0		1,03,668 12 0
Secondary Schools Committee Gymnasium Fund (Bandra).	3% Conversion Loan 1946 ...	3,800	Par.	3,800 0 0	76 12 0	2,916 8 0
	Total Rs. ...	3,800		3,800 0 0		2,916 8 0
	Grand total Rs. ...	1,80,400		1,79,537 6 0		1,54,629 14 0

T. V. DORAISWAMY,
Chief Accountant.

P. R. NAYAK,
Municipal Commissioner.

APPENDIX No. 16 A

Comparison of Face, Purchase and Market Values at 31st March 1956 of the different Securities held in Sinking Fund.

Particulars of Securities.	Face Value.	Purchase Rate Per Cent.	Book Value.	Market Rates. Per Cent.	Value at Market Rate (Municipal Debentures being valued at Par.)
	Rs.	Rs. a. p.	Rs. a. p.	Rs. a. p.	Rs. a. p.
<i>In Bank Treasury.</i>					
1½% Municipal Debentures	50,000	96 14 0	48,437 8 0	@ Par.	50,000 0 0
1½% Municipal Debentures 1965-66	2,20,900	96 12 6	2,13,789 12 6	@ Par.	2,20,900 0 0
1½% Municipal Debentures	5,00,000	Par.	5,00,000 0 0	@ Par.	5,00,000 0 0
1% Government Loan 1960-1970	1,26,200	Par.	1,26,200 0 0	101 8 0	1,28,093 0 0
1% Municipal Debentures	5,00,000	97-12	4,88,750 0 0	@ Par.	5,00,000 0 0
1% do.	5,00,000	Par.	5,00,000 0 0	@ Par.	5,00,000 0 0
1% do.	5,00,000	99-12	4,98,750 0 0	@ Par.	5,00,000 0 0
1% do. 1955-56	2,84,800	99-8	2,83,376 0 0	@ Par.	2,84,800 0 0
				Date of Purchase.	Date of Maturity.
Post Office National Savings Certificates	24,500	Par.	24,500 0 0	4-12-46	4-12-58
Do. do.	5,200	Do.	5,200 0 0	23-1-47	23-1-59
Do. do.	5,500	Do.	5,500 0 0	9-1-48	9-1-60
Do. do.	600	Do.	600 0 0	13-7-48	13-7-60
Do. do.	5,700	Do.	5,700 0 0	25-11-48	25-11-60
Do. do.	700	Do.	700 0 0	27-9-49	27-9-61
Do. do.	4,200	Do.	4,200 0 0	29-12-49	29-12-61
Do. do.	27,080	Do.	27,080 0 0	30-10-45	30-10-57
Do. do.	1,290	Do.	1,290 0 0	30-10-45	30-10-57
Do. do.	2,380	Do.	2,380 0 0	30-10-45	30-10-57
Grand Total	27,59,050-0-0		27,36,453 4 6		27,87,843 0 0

T. V. DORAISWAMY,
Chief Accountant.

P. R. NAYAK,
Municipal Commissioner.

APPENDIX No. 16 B

Statement showing the amount of and object for which the Donations held under Public Monuments Maintenance Fund were received from different parties upto 31st March 1956.

Name of Donor.	Object for which the donation is given.	Particulars of Securities.	Face Value.	Rate per cent.	Book Value
Shri Wadia	Wadia Water Supply Fund (Parle-Andheri). For maintaining a fountain at Andheri Naka	3% Conversion Loan 1946	Rs. 14,500	Rs. Par.	Rs. a. p. 14,500 0 0
Shri Kane	Kane Memorial Fund (Bandra). For maintaining a fountain at Bandra.	Do. do.	1,500	Do.	1,500 0 0
		Total	16,000		16,000 0 0
Shri Bhojrao Chatur (Through Bandra Municipality).	Donation for construction and maintenance of water trough at Bandra.	In Cash			317 15 1
		Grand Total			16,317 15 1

T. V. DORAISWAMY,
Chief Accountant.

P. R. NAYAK,
Municipal Commissioner.

APPENDIX No. 17

INCOME OF THE BOMBAY MUNICIPAL CORPORATION BUDGET 'D' FROM THE YEAR 1950-51 TO THE CLOSE OF THE FINANCIAL YEAR 1955-56.

Year.	Gross Valuation.	TAXATION PROPER.						SERVICES RENDERED.			MISCELLANEOUS	Total Income.	Year.	Population by Census.	Incidence of Taxation per head of population.	
		General Tax.	Wheel Tax and Tolls.	Licenses for Trades, land, Conveyances Music, etc.	Town Duties.	Fire Tax.	Total Taxation Proper.	Halalkhote Tax.	Water Tax.	Total Services rendered.	Returns from Property and Miscellaneous					
	Rs.	Rs.	Rs.	Rs.	Rs.	Rs.	Rs.	Rs.	Rs.	Rs.	Rs.	Rs.	Rs.	Rs.	Rs.	Rs. a. p.
1950-51	1,67,09,272	21,17,905	1,49,360	55,370	23,22,635	6,97,681	13,48,809	20,46,490	17,47,404	61,16,529	1950-51	5,10,151	7 13 6
1951-52	2,91,19,370	28,85,324	2,96,087	1,60,077	10,00,000	4%	1,16,581	44,58,069	6,27,415	14,14,363	20,41,778	23,99,538	88,99,385	1951-52	5,10,151	12 11 11
1952-53	3,05,31,611	39,26,858	3,89,385	4,45,175	12,96,074	3%	1,90,787	62,48,279	6,03,537	20,78,179	26,81,716	23,72,919	1,13,02,914	1952-53	5,10,151	17 8 1
1953-54	3,48,91,126	48,13,357	4,59,391	3,55,029	13,14,471	3%	2,12,431	71,54,679	6,55,043	29,68,257	36,23,300	25,53,275	1,33,31,254	1953-54	5,10,250	21 1 11
1954-55	4,53,11,386	50,65,819	4,62,588	3,68,904	13,71,095	3%	2,34,585	75,02,991	6,74,621	30,78,458	37,53,079	28,04,138	1,40,60,208	1954-55	5,10,250	22 0 11
1955-56	4,97,22,892	58,17,965	4,91,474	3,73,456	14,08,166	3%	2,59,392	83,50,453	6,80,097	38,03,472	44,83,569	29,20,869	1,57,54,891	1955-56	5,10,250	25 2 5

† Includes Rs. 26,112-6-0 on account of Tax on industrial concerns.
§ Figure taken as per Greater Bombay District Census Hand Book.

T. V. DORAISWAMY,
Chief Accountant.

P. R. NAYAK,
Municipal Commissioner.

APPENDIX No. 18

EXPENDITURE OF THE BOMBAY MUNICIPAL CORPORATION BUDGET 'D' FROM THE YEAR 1950-51 TO THE CLOSE OF THE FINANCIAL YEAR 1955-56.

Year.	General Superintendence.	Assessment and Collection.	Fire Brigade.	Public Works (Engineering) Department.	Public Health Department.	Pensions Gratuities and Provident Fund.	Education Primary and Secondary.	Medical Relief.	Debt.	Public Gardens.	Dearness Allowance.	Epidemics including disinfection Charges.	Miscellaneous.	Total.	Year.
	Rs.	Rs.	Rs.	Rs.	Rs.	Rs.	Rs.	Rs.	Rs.	Rs.	Rs.	Rs.	Rs.	Rs.	
1950-51	1,27,868	2,27,355	169	8,40,682	6,59,522	1,23,381	10,23,319	1,66,472	80,865	...	9,21,358	28,692	1,56,274	43,55,957	1950-51.
1951-52	1,88,030	3,01,515	...	27,27,135	10,79,067	1,35,442	16,29,387	2,26,197	3,20,046	7,112	14,28,467	81,257	2,37,461	83,61,116	1951-52.
1952-53	2,39,639	3,69,175	7,821	30,65,577	19,43,755	2,51,728	10,32,236	3,14,824	5,55,589	11,948	17,34,488	99,758	6,27,015	1,02,53,553	1952-53.
1953-54	2,47,072	3,94,508	80	30,06,027	20,82,930	2,52,830	11,94,319	3,69,612	8,67,379	66,176	17,31,803	75,116	4,92,975	1,07,80,827	1953-54.
1954-55	2,07,933	3,88,706	47,786	34,29,285	23,66,865	2,47,935	13,61,367	4,16,343	10,47,556	46,666	17,78,993	1,30,575	4,30,199	1,19,00,210	1954-55.
1955-56	2,25,238	4,14,434	85,210	43,01,792	27,16,130	2,97,759	14,24,615	5,35,817	15,96,639	58,414	19,02,753	1,05,465	5,09,065	1,41,73,331	1955-56

T. V. DORAISWAMY,
Chief Accountant.

P. R. NAYAK,
Municipal Commissioner.

APPENDIX No. 19.

CONTRASTED STATEMENT OF INCOME AND EXPENDITURE OF THE MUNICIPAL CORPORATION
OF GREATER BOMBAY (SUBURBS) FROM 1950-51 TO 1955-56.

Year.	Income.	Expenditure.	Difference	
			Surplus	Deficit
	Rs.	Rs.	Rs.	Rs.
1950-51	61,16,529	43,55,957	17,60,572	...
1951-52	88,99,385	83,61,116	3,38,269	...
1952-53	1,13,02,914	1,02,53,553	10,49,361	...
1953-54	1,33,31,254	1,07,80,827	25,50,427	...
1954-55	1,40,60,208	1,19,00,210	21,59,993	...
1955-56	1,57,54,891	1,41,73,331	15,81,560	...

T. V. DORAISWAMY,
Chief Accountant.

P. R. NAYAK,
Municipal Commissioner.

ASSESSMENT AND COLLECTION (Suburbs)

Shri A. W. Shanbhag, G.D.A., was in charge of the Department during the year under report.

Rates of Taxation.—The rates of taxation of buildings for the year were.—General Tax (including fire tax) 17½ per cent. and Halalkhore tax at 3 per cent. The General Tax on properties in the villages specified in List I and on the buildings and lands occupied for industrial purposes in the areas specified in List II of the Bombay Act XXX of 1951—(An Act to amend the Bombay Municipal Corporation Act) was 12 per cent. and on properties in villages specified in List II thereof, the General Tax was levied at 8 per cent. only. Properties in the villages having rateable values of Rs. 75 and under were exempted from the tax. The tax on vehicles and animals was levied at the maximum rates as mentioned in Schedule G. The rates for the supply of water by meter measurement varied from annas 12 to Rs. 2-6-0 per 1,000 gallons.

Properties.—The total number of properties on the 31st March 1956 was 40,819 as shown in Statement 'A'. Out of these properties 39,585 were assessed to General Tax, 998 were exempted from it under Section 143(1)(a) of the Bombay Municipal Corporation Act. The number of Municipal properties exempted during the year from General Tax under Section 143(1)(b) of the Bombay Municipal Corporation Act was 236.

There were 1,893 ; 1,152 and 364 properties newly assessed, enlarged and demolished, respectively, during the year. The corresponding figures for the year 1954-55 were 2,416 ; 1,978 and 376. The number of single room tenements, double room tenements and flats or blocks in the Suburbs on the 31st March, 1956 was 73,849, 23,894 and 17,179, respectively.

Rateable Value.—The rateable value of all the properties in the Suburbs on the 31st March, 1956 was Rs. 4,97,22,892 as against Rs. 4,53,11,386 on the 31st March, 1955. It worked out to Rs. 97.45 (population 5,10,250) per head of population as against Rs. 88.8 in the preceding year. In 371 cases, the rateable value was increased by more than Rs. 2,000 each.

Vehicles and Animals.—Particulars of vehicles and animals taxed during the year exclusive of those taxed under the Public Conveyance Act are as under :—

Motor lorries	756
Motor cars (including taxies)	2,423
Trolleys or Trailors	7
Motor cycles with side cars	54
Motor Cycles	214
Four wheeled vehicles drawn by animals	74
Two wheeled vehicles drawn by animals	63
Hand carts	557
Horses	5
Ponies	1
Bullocks	226

The total number of bills in respect of property taxes and wheel tax issued during the year was 1,11,941 and 17,492, respectively of which 1,07,533 and 15,738, respectively were for 1955-56 and 4,408 and 1,754, respectively, for the previous years. Out of 1,11,941 bills for property taxes bills numbering 21,957 were of water charges.

Total demand, collection and outstandings for previous years and for the year 1955-56.

(Annas and pies omitted. Amounts above annas eight are taken as full rupees and those below annas eight omitted).

Years.	Particulars.	Outstandings on 1-4-1955.	Amount of bills issued in 1955-56	Total Issue.	Amount of bills recalled and cancelled	Gross Demand.	Amount involved in complaints pending against R. Vs. and issued at the end of the year.	Nett Demand.	Collection in 1955-56.	Percentage of collection to nett demand.	Gross outstanding on 31-3-1956	Percentage of outstanding to nett demand.	Percentage of locked up outstandings to nett demand.
		Rs.	Rs.	Rs.	Rs.	Rs.	Rs.	Rs.	Rs.	Rs.	Rs.	Rs.	Rs.
Previous Years	... Property Taxes ...	77,76,267	7,30,958	85,07,225	7,42,743	77,64,482	...	77,64,482	31,11,176	41.36	46,53,306	58.64	
1955-56	... Do.	1,53,88,977	1,53,88,977	13,79,403	1,40,09,574	39,09,048	1,01,00,526	86,73,589	85.87	14,26,937	14.13	
	Total Rs. ...	77,76,267	1,61,19,935	2,38,96,202	21,22,146	2,17,74,056	39,09,048	1,78,65,008	1,17,84,765	65.96	60,80,243	34.04	
Previous Years	... Wheel Tax ...	4,89,117	59,903	5,49,020	59,718	4,89,302	...	4,89,302	1,39,930	28.60	3,49,372	71.40	
1955-56.	... Do.	5,09,734	5,09,734	14,880	4,94,854	...	4,94,854	3,32,329	67.16	1,62,525	32.84	
	Total Rs. ...	4,89,117	5,69,637	10,58,754	74,598	9,84,156	...	9,84,156	4,72,259	47.99	5,11,897	52.01	
	Grand Total Rs. ...	82,65,384	1,66,89,572	2,49,54,956	21,96,744	2,27,58,212	39,09,048	1,88,49,164	1,22,57,024	65.03	65,92,140	34.97	12.87

Particulars of outstandings, as on 31st March 1956:—

Particulars	Amount.
(1) Central and Western Railways.	Rs: 3,44,369
(2) Amount locked up in suits to be filed	5,18,218
(3) Amount due by parties residing out of Bombay	90,845
(4) Amount due from Government	9,42,298
(5) Amount to be adjusted departmentally	62,444
(6) Amount due from the Court Receiver and Official Assignee	2,49,312
(7) Amount due from the Dy. Custodian of Evacuee Property	87,003
(8) Amount held in deposit and pending adjustments	1,32,300
	<hr/>
(9) Amount due from other ratepayers	24,26,789
	41,65,351
Total outstanding ...	65,92,140

Meter Hire.—Receipts from meter hire amounted to Rs. 1,29,208-8-0 as against Rs. 79,539-6-0 in 1954-55, Rs. 72,908-3-7 remained to be collected at the end of the year.

Exemption.—The amount of full exemption allowed in respect of General Tax on properties entitled to such exemption under Section 143(1a)(1b) and partial exemption under Section 144(3) and 145(3) was Rs. 3,01,260-6-0.

Refund—

Year.	No. of claims received.	No. of claims admitted.	Percentage.	No. of claims rejected.	Percentage.	AMOUNT					
						Vacancy.		Overcollection.		Total.	
						Rs.	a. p.	Rs.	a. p.	Rs.	a. p.
1955-56	2,952	2,045	69.27	907	30.73	62,676	0 0	39,560	7 0	1,02,236	7 0

Draw-back.—42 claims for drawback were received during the year, out of which 33 claims were rejected and 7 were under scrutiny on the 31st March, 1956.

Complaints and Appeals against Rateable Values.—4,176 complaints were registered during the year under report, out of which 2,101 complaints were registered under Section 167 of the Act and 2,076 were registered under Section 162 of the Act.

There were 27 appeals against rateable values under Section 217 of the Municipal Act. Of these 2 were dismissed, 7 were withdrawn, 9 were compromised and 9 were pending on 31st March, 1956.

Suits.—No suits were filed against ratepayers for recovery of taxes during the year under report.

Riot Tax.—The total amount of Riot Tax collected during the year in respect of riots for previous year was Rs. 1,957-11-6.

Miscellaneous Receipts.—Miscellaneous receipts realised from Notices of Demand, Distress Warrants, Bataki fees, Inspection fees and other items amounted to Rs. 31,219. The number of Notices of Demand issued and served and Distress Warrants issued and executed during the year was 28,521, 25,891 and 5,656 and 105, respectively.

Urban Immoveable Property Tax.—The rates of taxation during the year 1955-56 continued to be the same as in the preceding year, viz., 5 per cent. in the case of buildings and lands, the rateable values of which were more than Rs. 2,000 in each case and 2½ per cent. in the case of buildings and lands, the rateable values of which were Rs. 2,000 or below but not less than Rs. 500 in any case. The rates in respect of village properties were 3 per cent. in case of buildings and lands, the rateable values of which were more than Rs. 2,000 in each case and 1½ per cent. in case of buildings and lands, the rateable values of which were Rs. 2,000 and below in the areas specified in list I of the Bombay Act XXX of 1951—An Act to amend the Bombay Municipal Corporation Act and 2 per cent. in the case of buildings and lands, the rateable values of which were more than Rs. 2,000 in each case and 1 per cent. in the case of buildings and lands, the rateable values of which were Rs. 2,000 and below, in the areas specified in List II of that Act. The properties having value of Rs. 499 and below were exempted. The properties falling in the same locality were grouped together for the levy of this tax.

The net demand in respect of this tax was Rs. 29,03,744-1-2 (including the arrears of Rs. 11,94,115-6-2 as on 1st April 1955) and the amount collected was Rs. 14,59,560-1-0. The percentage of collection of U. I. P. Tax works out to 50.26.

General Remarks.—A concentrated and sustained drive was made by the staff to effect recovery of as many bills as possible with the result that an amount of Rs. 1,22,57,024 was collected during the year report as against an amount of Rs. 1,10,41,043 collected during the year 1954-1955.

There was no occasion during the year on which the provisions of the Bombay Municipal Servants' Act had to be brought into effect.

Both the Indoor and Outdoor staff worked with appreciable zeal and devotion.

A. W. SHANBHAG,
Dy. Assessor and Collector (Suburbs).

Rateable value with the gross Demand of the property taxes.
(In lacs of rupees).

Ward and Year	Rateable Value	GENERAL TAX		HALALKHORE TAX		WATER CHARGES BY METER MEASUREMENT		Total of Taxes
		Rate	Demand	Rate	Demand	Rate	Demand	
H to N Wards 1951-52	291.19	14½ and 10 per cent. on chargeable villages.	39.75	3 per cent.	8.24	As 12 to Rs. 2 per 1000 gallons.	15.54	63.52
H to N Wards 1952-53	305.31	17½ and 10 per cent. on chargeable villages.	60.25	3 per cent.	8.44	As 12 to Rs. 2-4-0 per 1000 gallons.	16.23	84.92
H to N Ward 1953-54	348.91	17½ and 10 per cent on chargeable villages.	62.30	3 per cent.	8.50	As 12 to Rs. 2-4-0 per 1,000 gallons.	29.38	100.18
H to N Ward 1954-55	453.11	17½ and 12 per cent on villages specified in List I of Bombay Act xxx of 1951 and on properties occupied for industrial purposes in the areas specified in List II of that Act and 8 per cent on properties falling in List II of the said Act.	76.36	3 per cent.	8.95	As 12 to Rs. 2-6-0 per 1000 gallons.	34.67	119.98
H to N Ward 1955-56	497.23	17½ and 12 per cent on villages specified in List I of Bombay Act xxx of 1951 and on properties occupied for industrial purposes in the areas specified in List II of that Act and 8 per cent on properties falling in List II of the said Act.	84.74	3 per cent.	9.17	As 12 to Rs. 2-6-0 per 1000 gallons.	39.39	133.30

STATEMENT 'A'

Classification of properties according to user.

Serial No.	Particulars.	Total No.	Approximate rateable value (In lacs of Rupees.)
1	Buildings for residential purpose	33,305	3,30.60
2	Buildings for business purpose	1,693	17.78
3	Mills (Textile)	3	6.17
4	Factories	344	74.23
5	Petrol pumps and service stations	40	.81
6	Stables	990	12.82
7	Garages (separately assessed)	375	1.06
8	Godowns	135	1.78
9	Religious properties (Temples, Mosques, etc.)	237	2.07
10	Charitable properties (Dharmashalas, etc.)	144	1.15
11	Educational Institutions	209	5.87
12	Gymasia, play-grounds, etc.	17	.87
13	Cinema, Theatres and Studios etc.	34	4.09
14	Markets	25	1.34
15	Quarries	38	1.35
16	Salt Pans	5	.15
17	Hospitals and Asylums	40	1.88
18	Lands	2,376	11.11
19	Properties and lands belonging to Government and Railways	809	22.10
	Total	40,819	4,97.23

STATEMENT ' C '

Statement showing the classification of properties assessed to taxes according to their rateable values (1955-56.) in the Suburban (H to N) Wards

Category	No. of properties	Rateable Value
		Rs.
Rateable value Rs. 200 and below	... 11,928	14,24,247
R. V. between Rs. 201 and Rs. 300	... 4,095	9,47,272
R. V. between Rs. 301 and Rs. 400	... 3,496	13,10,768
R. V. between Rs. 401 and Rs. 500	... 2,824	11,50,615
R. V. between Rs. 501 and Rs. 750	... 4,026	24,68,807
R. V. between Rs. 751 and Rs. 1,000	... 3,620	27,01,749
R. V. between Rs. 1,001 and Rs. 1,500	... 3,536	42,01,884
R. V. between Rs. 1,501 and Rs. 2,000	... 2,364	38,66,396
R. V. between Rs. 2,001 and Rs. 5,000	... 3,404	100,90,486
R. V. between Rs. 5,001 and Rs. 10,000	... 1,028	68,42,832
R. V. between Rs. 10,001 and Rs. 20,000	... 368	51,69,768
R. V. between Rs. 20,001 and Rs. 30,000	... 65	16,38,304
R. V. between Rs. 30,001 and Rs. 40,000	... 26	8,21,695
R. V. between Rs. 40,001 and Rs. 50,000	... 13	5,95,850
R. V. between Rs. 50,001 and Rs. 1,00,000	... 15	10,99,199
R. V. between Rs. 1,00,001 and Rs. 1,50,000	... 6	7,58,985
R. V. between Rs. 1,50,001 and Rs. 2,00,000	... 1	1,58,845
R. V. between Rs. 2,00,001 and Rs. 2,50,000
R. V. between Rs. 2,50,001 and Rs. 3,00,000	... 1	2,82,270
R. V. between Rs. 3,00,001 and Rs. 3,50,000
Rateable. Value. Rs. 3,50,001 and above	... 3	41,92,920
Total	... 40,819	4,97,22,892

CITY ENGINEER'S DEPARTMENT (Suburbs)

Shri K. B. Carnac, B.E., M.I.C.E., M.I.E., held the post of the City Engineer throughout the year.

The Engineering organisation of the Suburbs is placed in direct charge of an Assistant Engineer, 1st Grade. The different branches are not placed under separate Assistant Engineers, 1st Grade as in the City due to the comparatively limited activity in the Suburbs. Some of the major planning and designing activities of the Suburbs are however, looked after by the Planning Branch under the City organisation and such activities are reported separately in the report for the City by listing them under the Planning Branch.

Shri N. K. Gandhi, B.E. Civil, A.M.I.E., Diploma in Town Planning, held the post of Assistant Engineer, 1st Grade (Suburbs) from 1st April to 30th September 1955 and Shri B. M. Sneh, B.E. (Civil), held the same post from 1st October, 1955 to 29th February, 1956.

The distribution of the technical staff is shown in the table in Appendix 'X'.

A.—UPKEEP, MAINTENANCE AND REPAIRS OF MUNICIPAL PROPERTIES

(1) *Buildings*.—An amount of Rs. 23,202 was spent during the year on normal repairs including monsoon works on about 115 Municipal buildings in the Suburbs. Some of the major works of repairs to the Municipal properties carried out either departmentally or through Petty works Contractors during the year are given below :—

Name of the work.	Provision
	Rs.
(1) Rewiring the Electric installation on the ground and first floors of the Municipal Ward office Building at Ghatkopar	3,725
(2) Improving the existing passages by providing cement concrete pavement where squatters sit in the compound of Ghatkopar Market	6,770
(3) Repairs to the Municipal Building known as "Yashoda Niwas" Vile Parle...	6,160
(4) Special repairs to Old quarters for conservancy staff at Andheri	5,027
(5) Repairs to S. W. drain in slaughter House, Bandra	10,244
(6) Minor repairs to Mutton, Beef and vegetable sections of Town Market at Bazar Road, Bandra	3,855

The expenditure on the Departmental Works including special repairs booked during the year was Rs. 36,441 as against Rs. 16,542 on works carried out through the Petty Works Contractors.

Plans and estimates amounting to Rs. 6,96,85,842 for repairs and new works were prepared for Budget purposes as per the requisitions from the various departments.

(2) *Roads*.—The work of preparing a comprehensive Road-list, giving details of each road (length, width, nature of surface, etc.) in the Suburbs is nearing completion. As per the rough data available the total mileage of the roads in the Suburbs is about 185.07 comprising 24.62 miles of water-bound roads, 102.90 miles of Asphalt roads 34.13 miles of semigrouted roads, 5.71 miles of concrete roads and about 17.71 miles of unmetalled roads.

Normal maintenance of the asphalted roads was carried out during the year at a total cost of Rs. 4,67,266. Some of the waterbound and kutchra roads, covering an area of about 70,000 square yards were watered on alternate days. Some of the water bound roads were asphalted during the year, as per the details shown in Appendix (A), at a total aggregate cost of Rs. 1,59,494 from the provision under New Works.

A number of water bound roads were also constructed through voluntary efforts of the residents under municipal supervision in two wards for which, materials for construction such as rubble, metal and murrum were supplied by the Municipality as per particulars in Appendix B.

(i) *Foot-paths*.—New foot-paths on the undermentioned roads were under construction during the year :—

Name of the Road.	Length.	Area.	Nature of surface.
	Feet	Sft.	
(1) Shradhanand Road, Vile Parle (East)	866.00	8,660.00	Paved footpath with blue stone pavement.
(2) Footpath along the Western side of Bombay Agra Road, Kurla	7,800.00	132,600.00	Kutchra.

(ii) *Street Name Boards*.—Rs. 4,758 were spent for fixing New Street Name boards and for repairing the existing boards in the Suburbs.

(3) *Street Lighting*.—Two graphs showing (i) the number of lamps of different wattages on the various roads in the Suburbs as on 29th February 1956 and (ii) monthly expenditure account of lighting in the different Wards and the total cost of lighting during the year and under review, are shown in Appendix (C). The number

of the lights increased from 5,282 to 5,823 during the year and the yearly expenditure rose from Rs. 3,86,698 to Rs. 4,39,908.

(4) *Sewers and Drains*.—The cleansing of sewers was attended to and the total silt removed during the year was 48,482 Cft.

All the four pumping stations *viz.*, (a) Bunderwadi, (b) Chimbai, (c) Jai Bharat Colony and (d) Khar, worked satisfactorily during the year. The total quantity of sewage pumped out from these stations was 9 million gallons.

Storm Water Drains.—Cleaning of open kutchra drains was attended to from time to time. Proposals for paving some of the kutchra drains were formulated, but the work could not be executed due to shortage of cement. To prevent the accumulation of debris etc., in the drains, it is necessary that all the open drains are covered so as to facilitate proper maintenance. Necessary proposals regarding the same will be put up in due course and works carried out as and when the funds are made available.

(5) *Miscellaneous*—(i) *Ferry Service*.—The ferry service running between Versova and Madh Island was duly maintained. The total receipts during the year amounted to Rs. 14,566-13-0 as against an expenditure of Rs. 14,810. Two ferry boats with engines working on diesel oil have been purchased in November, 55 at a total cost of Rs. 24,000 and put into commission.

(ii) *Maintenance of Electrical installations in the Suburbs*.—During the year under review in addition to the daily maintenance of installations more than 100 works were attended to. These works mainly consisted of (a) Testing of Electrical Installations, (b) Submitting estimates for repairs and new works and (c) carrying out minor repairs to the existing electrical installations of Municipal Offices, Markets, Hospitals, etc.

(iii) *Inspection of Factories, Workshops and Work places*. The work of issuing permissions to factories under Section 390 of B. M. C. Act was transferred from the Health Department to the newly established Factory Section under the City Engineer with effect from 1st March 1955.

This Section issued 58 new permissions and renewed 51 permissions during the year. Prosecutions were launched in 19 cases where factories were found working without any valid permission. In all these cases the owners were convicted and Rs. 106 were recovered by way of fine during the year.

B.—CONSTRUCTION WORKS UNDER LOAN WORKS PROGRAMME

VI.—Works other than the Sewerage Scheme—

(a) The detailed information regarding the works completed and those in progress is given in Appendix (D).

(b) *Improvements of Private Roads*.—Action under Section 377 (1-A) of the B. M. C. Act was taken for the improvement of the following roads:—

- (1) Tejpal Scheme Road No. 5, Vile Parle.
- (2) Improvement of roads and drains in Paranjape 'B' Scheme, Vile Parle.
- (3) Old Nagardas Cross Road, Andheri.

Where the frontagers failed to carry out the works the same were executed under Section 489 of the said Act. These roads were asphalted.

Similar action has been taken in the case of the following roads:—

- (1) Private road off Subhash Road, Vile Parle.
- (2) Private road off, Dadabhai Road, Vile Parle.

(c) *Village Amenities*.—A number of works were carried out under the 'Village Amenities Fund', which consisted mainly of providing approach roads to different villages and improvement of internal lanes by either asphaltting or concreting them. A list of the works carried out under the 'Village Amenities Fund' is given in Appendix (E). Plans and estimates for various other amenities in the different villages were also under preparation.

(d) *Measures to Reduce Flooding*.—A proposal has been formulated to reduce flooding at Ghodbunder Road near Khotwadi and Tilak Road, by provision of adequate Storm Water drains, but the work has been held up for want of cement. Other minor works which were either completed or were in progress during the year are given in Appendix 'F'.

(e) *Public Sanitary Conveniences*.—Public sanitary conveniences were provided at the following places during the year:—

- (1) 8 Water Closets to the South and West of the Pumping Station at Golibar.
- (2) Addition of 3 water closets and urinals to the existing 3 seated water Closet Block at Mahhavrao Savant Road, Bandra.

Satisfactory progress could not be made as sites belonging to the Government and Private parties could not be secured on account of Vehement opposition from the residents in the vicinity of these sites.

The total expenditure booked during the year on the above works amounted to Rs. 8,828

II.—Works under Sewerage Scheme in the Suburbs

During the year under review, activities were restricted mainly to the construction of sewers in drainage districts Nos. II and III comprising Juhu-Vile Parle, and Ghatkopar-Chembur respectively; and to the construction of pumping stations and purification works in the said two districts.

Drainage District No. I

Some of the sewer works already in progress during the year 1954-55 were completed and new work of providing sewerage arrangements for Guzdar Scheme, Saraswat Colony, etc., was undertaken during the year. Besides, the work on sewers in Town Planning Scheme IV, Bandra, was taken in hand and completed. Plans and estimates for providing sewerage facilities in Pali Hill Area (Bandra) and for the new quarters constructed by the B. E. S. T. Undertaking at Santachrz were approved by the Corporation.

Drainage District No. II

Works on the three bits of the main intercepting sewer along the 100' Road in Juhu Housing Colony which will empty its contents into the disposal plant at Versova (Andheri) were in progress and tenders for the remaining two bits of the same sewer were invited. Plans and estimates for laying branch sewers in Vile Parle area were under preparation.

Drainage District No. III

Recently the Chembur site has attracted the attention of investors and there was an unprecedented activity in the building construction schemes sponsored particularly by the Central and Provincial Governments. In order to keep pace with the development, sewerage facilities had to be extended. Some of the branch and tributary sewers in Ghatkopar area already in hand were nearing completion.

Appendix—G shows the categories of sewers laid district-wise during the year under review and total length of each category of sewer laid upto 31st March 1956.

Pumping Stations and Purification Works

The Civil Engineering parts of (1) Versova Pumping Station; (2) Versova Purification Plant and (3) Ghatkopar Purification Plant, were nearing completion and mechanical and electrical equipment to be installed thereat was being erected in instalments as and when the same was received on site. All the plants are expected to be ready for operation before the close of the next year. The pumping stations at Kurla and Ghatkopar were completed and put into commission.

Rising Mains

The work on the 18" rising main which is a vital link connecting the Kurla Pumping Station and Dharavi Purification Plant was in progress except for the fag-end of the year when the same was kept closed due to shortage of pipes. Another work of 18" rising main from Ghatkopar Pumping Station to Govandi was entirely completed and crude sewage was successfully pumped through this main to Govandi. Tenders for (1) 12" C.I. Rising Main from the Jaybharat Pumping Station to Khar Purification Works and (2) 4" dia. Gas-main from the Khar Purification Works, were invited during the year.

The total expenditure incurred during the year under report on all the works inclusive of sewers, pumping stations and purification plants was Rs. 38,05,557 against the budget provision of about Rs. 68,44,309.

Though the work on the plants at Versova and Ghatkopar has already started and nearing completion and that at Kurla already completed, negotiations with Government for acquiring land for the installation of the pumping station and/or purification works were still in progress.

House connections to the newly laid sewers.—When the sewers in different area started functioning, notices under Section 231 of the Bombay Municipal Corporation Act, were served with the sanction of the Standing Committee on the property owners for joining their house drains to the newly laid sewers. 317 Notices were served and in 255 cases parties have submitted proposals.

Sub-vention Scheme.—In all 220 Notices under Section 248(1)(c) of the Act were served. 271 Privies were converted into water closets. The total amount of sub-vention paid during the year was Rs. 12,800.

Street Connections.—Street connections from the premises to the newly laid sewers were given at Municipal cost. In all 105 such connections were given at a cost of Rs. 36,346.

C.—INSPECTION AND SUPERVISION OF PRIVATE BUILDINGS

(i) *New Constructions.*—1464 applications were received for the erection of new buildings and for additions and alterations to the existing buildings, out of which 928 were under Section 337 and 536 under Section 342 of the Bombay Municipal Corporation Act. 1463 proposals were amended during the year.

The total number of buildings newly constructed (including those wherein additions and alterations were made) by private enterprise were 553 during the year. Out of this 344 were residential and the remaining 209 non-residential buildings. The total number of buildings constructed by the Co-operative Housing Societies and by Employers for their employees were 10 and 2 respectively.

The statement below shows the number of tenements constructed during the year under report :—

Ward.	No. of one room tenements.	No. of two rooms tenements.	No. of larger tenements usually known as flats.	Total.
H	379	350	161	890
K	162	88	84	334
L	793	364	228	1,385
M	1,339	220	680	2,239
N	960	115	405	1,480
	3,633	1,137	1,558	6,328

In all 734 Completion Certificates were received, and all of them were disposed of during the year and 613 buildings were sanctioned for occupation.

(ii) *Unauthorised construction.*—In spite of careful vigilance on the part of the Municipal Staff, the spate of unauthorised construction could not be effectively checked under the existing provisions of the Bombay Municipal Corporation Act as pointed out in the previous reports. In 789 cases of unauthorised structures, sanction of the Standing Committee under Section 351 of the Bombay Municipal Act was obtained during the year. In 514 cases structures were either removed or regularised during the year.

(iii) *Complainants from the public.*—In all 1650 complaints were received from the public during the year. Out of these 522 complaints were looked into. In 1128 cases action was in progress.

In all 2,004 notices were issued under different sections of the Bombay Municipal Corporation Act. This number included 297 Notices issued under Section 354, 77 out of these were complied with, while action in 220 cases was still pending. 761 Prosecutions were launched against the house-owners for non-compliance with the requisitions and the results of the proceedings are given in Appendix (H).

(iv) *Building Collapses.*—24 Buildings or portions thereof collapsed during the year. 17 persons were injured and 1 died due to these collapses.

(v) *Cement authorisations to Private House Owners.*—Cement continued to be in short supply and the work of issuing authorisations for cement to private house-owners for urgent and essential repairs to their buildings was continued during the year. Authorisations aggregating 867.15 tons were issued during the year after scrutiny of the applications by inspection of works on site.

(vi) *Set-back lands added to the Public Roads.*—The total area of the set-backs added to the roads during the year was 13,368.82 square yards. The list of important set-backs added to the roads is given in Appendix J.

The total compensation paid during the year amounted to Rs. 19,478

(vii) *City Survey.*—During the year under report the District Inspector of Land and records has taken in hand Survey work of "Vakola-Kole-Kalyan area" and the inquiry work in respect of Title and Tenure is in progress. The Theodolite work of Vile Parle C.T.S. has also been completed. The Government have also been requested to frame estimates for other areas of Suburbs such as (1) Andheri Jogeshwari and (2) Kurla. (3) Versova. The estimates in this respect, are awaited.

A Survey Branch was introduced in the Suburbs for the first time from the 1st of October, 1955 under the control of the Assistant Engineer (Survey).

It is proposed to revise the regular line of Sion Trombay Road and to prescribe a regular line for the Marol Maroshi Road. As most of the roads in the Suburbs are extremely narrow, many more regular lines will have to be prescribed. For this work an extensive survey will have to be carried out and plans prepared to 40' scale.

D.—TOWN PLANNING SCHEME

The Town Planning Section during the year had a busy programme.

I.—NEW TOWN PLANNING SCHEMES

The position regarding the four incomplete new Schemes, which are before the Arbitrators, during the year, is as follows:—

(1). Town Planning Scheme No. X Bandra

The declaration of the Award by the Arbitrator is awaited.

(2) Town Planning Scheme No. V, Santacruz.

The demarcation work of the final plots is in progress.

3 and 4 The Draft Town Planning Scheme, Ghatkopar No. III, and Santacruz VI.

Demarcation work, on site of both the Schemes, is completed by the District Inspector, Land Records and further work regarding the finding of correct areas, ownership etc., is in progress.

II.—PROPOSED NEW SCHEMES

(1) Town Planning Scheme Vile Parle No. V.

Government has communicated that the sanction to the making of the above Scheme cannot be granted unless the whole area falling within the Scheme is City-surveyed and that the work of this survey is likely to be completed by 30th October, 1958 for which necessary amount is already paid to the government.

III.—VARIATION OF THE SCHEMES

(1) Andheri No. II

The matter stands as reported last. It is learnt that printing of the final varied Scheme by Government is in progress.

(2) Variation of Town Planning Schemes Bandra No. III, IV, V, Ghatkopar No. I, Bandra No. II, and Santa Cruz No. III and IV.

As reported last, Draft varied Schemes Bandra No. IV and V, prepared in consultation with the owners were published on 2nd June 1955 as approved by the Corporation under their resolution Nos. 47 and 48 dated 2nd May 1955, respectively and kept open for public inspection and thereafter submitted to Government for sanction to the Draft Varied Schemes, under Corporation resolution Nos. 638 and 639 dated the 5th September 1955.

As regards Town Planning Scheme, Bandra No. III, the Draft Varied Scheme prepared in consultation with the owners was published on 8th December 1955, as approved by the Corporation under their resolution No. 885, dated the 21st November 1955, and kept open for public inspection for a period of one month and

thereafter submitted to Government for sanction to the Draft Varied Scheme under their resolution No. 1662 dated the 19th March 1956.

The Corporation under their resolution Nos. 260, 262, 264 and 266 dated the 21st July 1955 declared their intention to vary further finalized Town Planning Schemes; viz., Ghatkopar No. I, Bandra, No. II, Santacruz Nos. III and IV, and Government approval to the same is awaited. It was also possible to take up further, some more variations of Town Planning Schemes and accordingly preliminary work for declaration of intention to vary three more Schemes viz., Vile Parle No. I, IV, IV-A and VI, was carried out.

190-applications were received during the year from the owners of plots within the area under the various draft Town Planning Schemes as well as Schemes under variation from time to time for the grant of Commencement Certificate. These were duly scrutinized and necessary certificates were issued as required under Section 15 of the B. T. P. Act, 1915.

The number of applications received for the grant of Commencement Certificate in respect of each of the Schemes and the number of proposals approved are mentioned below :—

Scheme No.	No. of proposals received.	No. of proposals approved.
Ghatkopar No. III	10	6
Santacruz No. V	9	5
Santacruz No. VI	4	...
Bandra No. X	Nil.	Nil.
Vile Parle No. V	23	10
Bandra III-Proposed	104	60
Bandra IV-Variation	13	7
Bandra V	1	1
Bandra II	Nil.	Nil.
Ghatkopar No. I	Nil.	Nil.
Santa Cruz No. III	16	6
Santa Cruz No. IV	10	6

Layouts

Out of the total Number of 6 layouts submitted by the owners, 4 were submitted to the Standing Committee for approval.

A list of layouts for the sub-division of land into different plots is given in Appendix 'K'.

Amalgamation and Sub-division of Plots

34 proposals received in respect of the above were duly scrutinized and were approved as given in Appendix 'L'.

Regular Lines of streets and layout of new roads

A list of (1) Regular lines of streets prescribed during the year under Section 297(1)(a) of the Bombay Municipal Corporation Act, and (2) revised regular lines under Section 297(1)(b) is given in Appendix 'M'.

CONCLUDING REMARKS

A Number of works were carried out during the year for giving amenities to the residents in the Suburbs including villages, according to availability of funds. Footpaths either paved with blue stones or unpaved are being provided and the work of laying sewers and Drains has made good progress. Revised draft special Building Bye-laws for Suburbs have been sanctioned by the Corporation under C. R. No. 1354 of 13-2-56 and have been sent to Government for their approval.

K. B. CARNAC,
City Engineer.

APPENDIX 'X'

Set up of Assistant Engineer, 1st Grade, Suburb's Department.

Assistant Engineer 1st Grade (Subs)

Buildings.	Wards.	Construction.	Town Planning.	Survey Section	Drainage and Pumping Stations	Khar Purification Works.
1. Asstt. Engineer.	4. Asstt. Engineers.	2. Asstt. Engineers.	1. Asstt. Engineer.	1. Asstt. Engineers.	1. Inspector Overseer.	1. Inspector Overseer.
	11. Inspectors.	3. Inspectors.	1. Arch. Asstt.	1. Arch. Inspector	1. Shift Engineer.	
	28. Overseers.	7. Overseers.	1. Inspector.	1. Overseer.		
	1. Draftsman.	1. Tracer.	2. Overseers	1. Head Draftsman.		
	5. Tracers.	4. Mistries.	1. Draftsman.			
	2. Lighting Supervisors.	6. Mukadams.	1. Tracer.			
	1. Lighting Mistry.					
	17. Mistries.					
	14. Mukadams.					

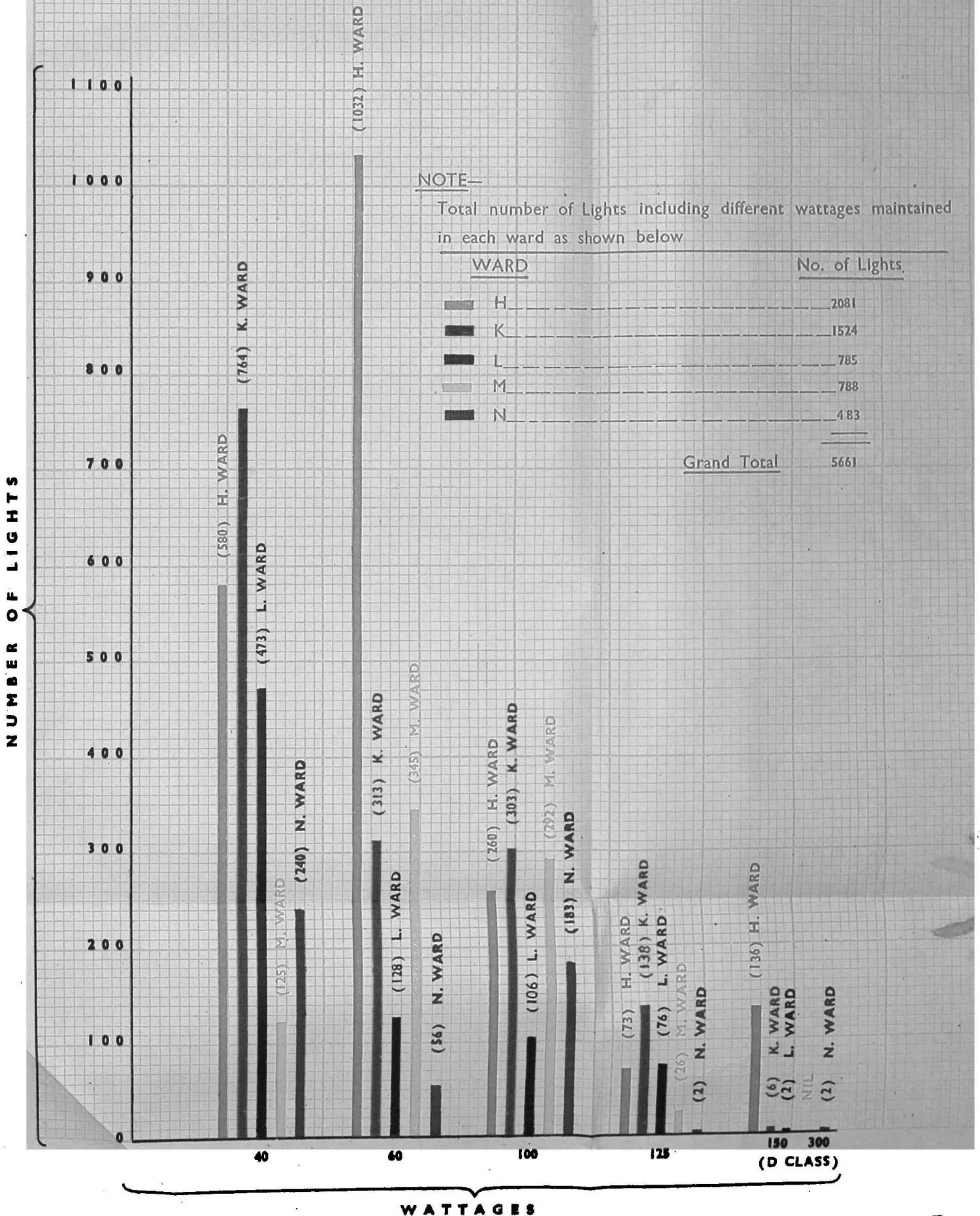
APPENDIX 'A'

Statement showing the works asphaltting water bound roads and improving Cross Culverts carried out during the year 1955-56.

Serial No.	Name of the work.	Length in Yds.	Area in Sq. Yds.	Estimated cost.
(H) Ward				
1	Improving surface and widening, station Road S' Cruz	440	2,200	10,050
2	Improving surface of Tagore Road, Santacruz	550	2,750	12,050
3	Asphaltting Chapel Road, Bandra	240	720	3,810
4	Improving surface of Podar Street, Santacruz	466	2,330	10,310
5	Improving surface of saibaba lane and Besant Street, Santacruz	500	2,000	11,460
6	Improving surface of Gandhiji Road Tilak Road and Besant Cross Lane, Santacruz.	580	4,640	12,690
7	Asphaltting Khar Pali Road from junction of G. B. Road to Dr. Ambedkar Road.	1,000	5,000	27,715
8	Improving surface of Dattatraya Road, Santacruz	380	1,520	10,294
9	Improving surface of South Avenue Santacruz	400	2,000	11,308
10	Improving surface of Tagore Road, Santacruz	266	1,064	9,485
11	Improving surface of 14th Road, Khar	206	824	4,408
12	Improving surface of 15th Road, T.P.S. III, Bandra	83	498	6,024
13	Improving surface of 14th Road, T.P.S. III, Bandra	100	600	7,235
14	Improving surface of portion of Dadabhoy Road Opp; Juhu Garden, near Police Liner, Santacruz.	200	1,000	13,250
15	Repairs to Nehru Road, between Vakola Bridge and Pipeline	...	1,823	170
16	Improving surface of Indranarayan Cross Lane in H-Ward	33	99	6,266
17	Improving the surface of Main Avenue 1st and 2nd North Avenue, Santacruz.	200	1,000	6,612
(K) WARD				
1	Improving the surface on 2nd Road in T.P.S. VI of Andheri	689	2,757	12,560
2	Improving the surface of roads in Tape Village, Andheri	63	209	998
(L-M) WARD				
1	Access to Chembur Market	2,710
2	Asphaltting the Road from H. No. 105, Ola Agra Road to H. Drain, near New Agra Road, Takia Ward, Kurla.	1,951
3	Providing a Turning Circle near Chembur Refugee Camp on Chembur Mahul Road.	7,370
4	Asphaltting the Haji Abbas lane from Sien Trombay Road upto Dhobi Ghat at Chunabhatti, Kurla	7,131
(N) WARD				
1	Semigrouting Saki Vihar Road	7,425	13,200	89,470
2	Asphaltting access to the cemetery at Ghatkopar	850	1227.80	6,679
3	Semigrouting remaining portion of Sanitorium Lane	80	133.33	764
4	Semigrouting the road to N. S. DEPOT	1,450	1933.33	11,485

BOMBAY MUNICIPAL CORPORATION

GRAPH SHOWING THE LIGHTS OF DIFFERENT WATTAGES IN EACH WARD OF THE SUBURBS DURING THE YEAR FROM MARCH 1955 TO 29th FEBRUARY 1956



CHECKED BY:-

A. D. Walimbe


PREPARED BY:-

Male

B. S. Dandekar
23/5
B. E. A.M.I.E.
ASST. ENGINEER (SURVEY)
SUBURBS

Leib Morawcha
B. E. A.M.I.E.
ASST. ENGINEER 1st GRADE
SUBURBS

M. J. ...
1/6/56
B. E. A.M.I.E.
AG. CITY ENGINEER
B'AY MPL. CORPORATION



H WARD
Rs. 162012

K WARD
Rs. 114243
NOTE:-

TOTAL EXPENDITURE OF LIGHTS IN RUPEES FROM THE PERIOD FROM MARCH 1955 TO 29th FEB. 1956 FOR EACH WARD AS SHOWN BELOW:-

WARD	RUPEES
H	162012
K	114243
L	66631
M	50774
N	46248
Grand Total	439908

L WARD
Rs. 66631

M WARD
Rs. 50774

N WARD
Rs. 46248

CHECKED BY: A. D. Walimbe

PREPARED BY: *[Signature]*

LIBERTY FINE ART LITHO WORKS BOMBAY 8.

B. S. Dandekar
2315
B. E. A. M. I. E.
ASST. ENGINEER (SURVEY)
SUBURBS

[Signature]
B. E. A. M. I. E.
ASST. ENGINEER 1st GRADE
SUBURBS

[Signature]
1/6/56
B. E. A. M. I. E.
AG. CITY ENGINEER
B'BAY MPL. CORPORATION

APPENDIX 'B'

Statement showing the road works sanctioned for construction through the voluntary efforts of Citizen during the year 1955-56:—

Serial No.	Name of the work.	Length in yds.	Area in Sq. Yds.	Cost of materials.
	(H) WARD	Nil.	Nil.	Rs. a. Nil.
	(L-M) WARD	Nil.	Nil.	Nil.
	(K) WARD			
1	Construction of road in Mogra (West), Andheri	267	711	1,913
	(N) WARD			
1	Construction of footpath through Kacharpatti Ghatkopar, through Voluntary efforts	200	534	750.4
2	Construction of road at Parsiwadi, by Shramadan	416.67	1666.68	2,873.2
3	Improving the road from main Agra Road to Smashan at Bhandup through voluntary efforts	300.00	1,200	1,238.8
4	Construction of approach road in Bhatwadi, through voluntary efforts	433.33	1442.99	2,700.0
5	Construction of road leading to Hindi School, Bhandup	166.67	666.68	1,329.13
			Total	10,804-11-0

APPENDIX "D"

Statement showing the works which are either completed or those in progress under loan Works Programme during the year 1955-56. Works other than Sewerage Scheme.

(a) The Following Works were completed during the year:—

	Estimated Cost.
BUILDINGS.	
	Rs.
1 Extension of Maternity Ward for providing additional beds at Chembur	54,510
2 Construction of a separate out-patient Department at the K. B. Bhabha Hospital Kurla	65,225
3 Construction of Quarters for conservancy staff at Juhu	1,95,800
4 (a) Construction of Mutton and Beef Sections including 9 out-side shops and construction of a Sanitary block including dust bins in Khar Market.	90,870
4 (b) Construction of fish, vegetable, fruits etc., sections, Offices, shops, compound wall and concrete pavement etc., in the open spaces of Khar Market	2,77,205
5 Construction of Quarters for conservancy staff at Kurla	1,72,490
6 Construction of a New School Building at Juhu on the reclaimed Tank land	93,310
7 Extension to Village Municipal Marathi School, Kurla	47,080
ROADS	
1 Widening of Sion Trombay Road	88,500
2 Providing 2 additional openings each with 2 sluice gates on Gazdar Bund, Juhu	25,760
3 Widening of Bombay Agra Road from Junction with C.S. Track upto Kamani Metal Works and from Kamani Metal Works to Junction of Mahatma Gandhi Road, Ghatkopar.	2,51,225
4 Widening of Kurla Andheri Road between Bombay Agra Road and Railway level Crossing at andheri.	2,81,259
IMPROVEMENT OF S. W. DRAINS.	
	Rs.
1 Improvements to the S. W. Drains from Malaviya Road upto the Railway Culvert between Vile Parle Railway Station and Santa Cruz Railway Station.	19,200
2 Improvement to the S. W. drains from Hanuman Cross Road to Ghodbunder Road, Vile Parle.	15,960
3 Improvements to the S. W. Drains from Mahatma Gandhi Cross Road to Ghodbunder Road, Vile Parle.	7,550
4 Laying 18" Hume Pipe Drain in place of open drain on the East side of Ghodbunder Road, Opposite Market at Andheri.	8,260
5 Construction of S. W. Drains along Sion Trombay Road between Ghatkopar Mahul Road and Central Salsette Track.	40,542
6 Construction of pucca side drains covered with R. C. C. dhapas etc., at Ghodbunder Road Vile Parle—East, from Municipal Market to Nehru Road.	9,800

(b) The Following works were in progress during the Year :-

<u>BUILDINGS.</u>		Estimated cost.
		Rs.
1	Additions and alterations to the Bhabha Hospital Bandra for a New Maternity and labour Ward etc.	1,00,510
2	Construction of an additional floor over the Manilal Sunderji Gujarati School at Vile Parle (West).	68,310
3	Construction of an additional floor over the Marathi School at Versova	66,858
4	Construction of an additional floor over the Station Municipal Marathi School and provision of a sanitary block at Kurla.	1,05,960

ROADS

1	Extension of Daud Baug Road including side drains so as to join Bhardawadi Road, Andheri	36,220
2	Widening of Nehru Road, Santa Cruz	1,45,800
3	Widening of Andheri Versova Road	2,04,440
4	Widening of the carriageway and providing unpaved foot-paths along both sides of Ghodbunder Road from Mahim Causeway to the B.E.S.T. Depot, Santa Cruz.	6,29,315
5	Providing an unpaved foot-path on Bombay Agra Road (East) from its junction with Old Agra Road to its junction with Kurla Andheri Road.	9,3227
6	Widening of Ghatkopar Mahul Road between Chembur Naka and Ghatkopar Cemetery including remodelling of existing culverts and providing cross drains.	2,35,107
7	Improvement of Nallah from Ghodbunder Road to Cremation ground at Andheri	1,66,400
8	Extension of C.S. Track upto Chakala Andheri including provision of side drains	47,000
9	Construction of a slab drain culvert along Nehru Road, Santa Cruz, Near Vakola Bridge...	45,190
10	Reconditioning corridor road running North South between Burmah Shell and Stanvac Refineries.	1,48,616

IMPROVEMNT OF S. W. DRAINS.

1	Providing concrete open drain from Yeshwant Bhuvan to the Railway Culvert Brahmanwadi, Kurla.	8,715
2	Construction of a pucca covered drain for a length of 500 Rft. and covering of drain with R. C. C. dhapas for a length of 700 Rft. along Hirachand Desai Road, Ghatkopar.	15,970
3	Covering of drain with R. C. C. dhapas along Jethalal Parekh Road at Ghatkopar	20,620
4	Construction of pucca drain covered with R. C. C. Dhapas for a length of 500 feet along Gopal lane, Ghatkopar.	6,500
5	Construction of cement concrete storm water drain around Market at Khar	16,200
6	Covering the existing open drains and providing new ones on Old Agra Road, Kurla	90,590
7	Providing one 2' diam. H.P. S. W. Drain along Mukund Patil Road, Andheri	9,145
8	Construction of S. W. Drains along 32nd and 33rd Roads, in T.P. Scheme No. III (Khari Village), Bandra.	95,473

APPENDIX 'E'

Statement showing the works carried out under the Village Amenities Funds during the year 1955-56 :-

Serial No.	Name of the work.	Length in yards.	Area in Sq. yds.	Estimated cost. Rs.
(H) WARD				
1	Constructing and improving with asphalt certain portion marked NAZP, MNXY on plan.	220	1,100	20,735
2	(a) Providing 12" drains in Road No. 3 at Khotwadi, Santacruz	1,500 R.ft.	...	3,234
	(b) Do. in Road No. 2			4,711
	(c) Do. Do. in Road No. 1			9,801
	(d) Providing 15" drains in Khotwadi, Santacruz			2,480
3	Concreting the passage ABC in Waroda Village, Bandra	126	278	4,493
4	Concreting passage LMN in Waroda Village	66	198	2,122
5	Concreting passage PQR in Waroda Village	153	459	4,853
6	Construction of passage AB, in Bazar Road Gaothan	66	290	2,163
7	Constructing passage CD, in Bazar Gaothan	46	92	1,240
8	Constructing passage GHKM, in Bazar Gaothan	153	612	7,226
9	Asphalting passage MN, at Vakola Village	166	498	8,190
10	Constructing a passage OQ, in Vakola Village	166	498	3,520
11	Constructing a passage QR, in Vakola Village	220	600	2,972
12	Constructing two main roads in Khari Village	200	1,440	15,005
13	Improving Road at Pali Village	65	520	12,795
14	Constructing lane ABCD, EFGH, KN, QWL., OPQRS and TWZ on the above plan at Pali Village	456	1,368	17,680
15	Constructing a passage EF in Bazar Road Gaothan	50	250	2,813
16	Constructing of road MN, in Khari Village	166	664	12,786

APPENDIX 'E'—(Continued)

Serial No.	Name of the work.	Length in yards.	Area in Sq. yds.	Estimated cost. Rs.
(K) WARD				
1	Cement concreting the passage in West Gavthan, Vile-Parle	190	308	7,060
2	Cement concreting the passage in Andheri Gavthan	509	2,406	7,060
3	Cement concreting the passage in Amboli Gavthan	355	590	3,550
4	Improvement of internal roads in Versova Village	205	1,325	48,100
(L-M) WARDS				
1	Improving surfaces of Approach Road to Mahul Village	158.3	2,850.00	34,925
2	Improving surfaces of Approach Road to Kondivata Village	222.2	3,111.10	17,900
3	Providing approach Road to Bamanpuri	161.2	2,200.00	15,050
4	Improving the approach Road to Washi Village	75.5	1,075.50	8,521
5	Improving of lanes in Washi Village	10.00	80.00	3,852
(N) WARD				
1	Extension of cement concrete drains, Bhandup Gavthan	366.67	...	3,000
2	Paving external passage in Kiroli Village, Ghatkopar	40	106.8	7,157
3	Concreting passage in Kanjur Village	333.33	889.99	11,800
4	Concreting passage in Vikhroli Gaathan	800	2,133.33	30,960

APPENDIX 'F'

Statement showing the major works carried out or in progress to reduce flooding in Suburbs during the year 1955-56 :—

Name of the work.	Estimated cost. Rs.
(I). The following major works were completed during the year—	
1 Improvements to the S. W. Drains from Malviya Road upto the Railway culvert between Vile-Parle Railway Station,	19,200
2 Improvement to the S. W. drains from Hanuman Cross Road to G. B. Road, Vile-Parle	15,960
3 Construction of S. W. drain along Sion Trombay Road, between Ghatkopar Mahul Road and Central Selsette Track.	38,045
(II) The following major works were in progress during the year—	
1 Construction of S. W. drains along 32nd, 33rd Roads in T.P.S. III (Khari Village), Bandra.	95,473
2 Covering the existing open drains and providing new ones, Old Agra Road, Kurla	90,590
3 Construction of pucca covered drain for a length of 500 ft. and covering of drain with R. C. C. dhapas for a length of 700 ft. along Harchand Desai Road, Ghatkopar.	15,970
4 Covering drain with R. C. C. dhapas along Jethalal Parekh Road at Ghatkopar	20,620
(III) The following major works were entrusted to the Contractors during the year—	
1 Construction of paved and H. P. Drainage along Bombay Agra Road	1,22,710
2 Construction of paved and covered drain along Parleshwar Road, covering open drains lying between M. G. Road and Tejpal Road, Vile-Parle.	45,882
3 Providing a paved and covered drain along Marol Market at Kurla Andheri Road	57,390
4 Remedying flooding in Santacruz area between Tilak Road and B.E.S.T. Depot at Santacruz by providing H. P. drains etc.	3,70,650

Note.—Most of the works are held up for want of cement.

APPENDIX 'G'

Table showing different categories of sewers laid during the year 1955-56 :—

	9"	12"	15"	18"	24"	27"	33"	36"	42"	48"
Drainage District No. I										
During 1955-56	6364'	3221'	680'
upto 31st March 1956	59489'	12146'	5280'	...	4325'
Drainage District No. II										
During 1955-56	646'	2016'
upto 31st March 1956	646'	6516'
Drainage District No. III										
During 1955-56	16930'	7515'	2494'	1040'	1080'	644'	1044'
upto 31st March 1956	29766'	13629'	5445'	6521'	3970'	2344'	2707'	1280'

APPENDIX 'H'

Statement showing the number of summonses issued against the house-owners in Suburban area of Greater Bombay under different Sections of the Bombay Municipal Corporation Act, with the remarks of the proceedings in the Court during the year 1955-56 :—

Section of the Act:	No. of prosecutions launched:	No. of cases with- drawn or complied with.	No. of cases in which parties were acquitted.	No. of cases postponed.	No. of cases in which parties were convicted.	Amount of fines:
1	2	3	4	5	6	7
231	64	9	10	25	20	Rs. 116 0
232	101	1	20	42	38	577 8
239
248(1) (c)	41	11	9	8	13	100 0
257(1) (a)	23	2	8	3	10	60 0
304	1	1	15 8
337	3	...	2	...	1	10 0
342	9	...	5	1	3	46 0
347A (a)	9	2	...	7
353	40	1	11	9	19	483 0
353A	213	4	30	60	119	3,266 10
354	180	33	51	54	42	610 4
356	1	1	5 0
377A(1)	57	...	24	12	21	244 0
377A	17	...	8	1	8	95 0
383	2	...	1	1
472
	761	63	179	223	296	5,628 14

APPENDIX 'J'

Statement showing Set-backs added to the roads during the year 1955-56 :—

Serial No.	locality.	Area in Sq. Yds.
(H)-WARD		
1	Set-back at Pali Road	77.00
(K)-WARD		
1	Ghodbunder Road on both sides from Pai Gully, Vile-Parle to Gazdar Hall, Andheri	7936.00
2	Jai Prakash Road along Southern side from G. B. Road to Dadabhai Road Junction, Andheri	1510.00
(L-M)-WARD		
1	At the junction of Station Road and Old Agra Road	51.11
2	Portion of road in front of premises No. 469, New Mill Ward, Kurla	57.33
(N)-WARD		
1	Near M. P. T. Motor Garage, B. A. Road, Ghatkopar	100.00
2	Opp. N. S. D. Kurla, Nayaran Nagar, B. A. Road, Ghatkopar	193.75
3	Near Petrol Pump, Narayan Nagar, B. A. Road, Ghatkopar	83.11
4	Adjacent to Narayan Nagar, B. A. Road, Ghatkopar	64.00
5	Near New Star Industries, B. A. Road, Ghatkopar	65.00
6	Kerawala Building B. A. Road, Ghatkopar	700.94
7	Adjacent to Pipe line, B. A. Road, Ghatkopar	182.92
8	Opp. Karani lane and B. A. Road Junction, Ghatkopar	267.55
9	Opp. Water Department Workshop, B. A. Road, Ghatkopar	99.13
10	Junction of B. A. Road and Karani Road, Ghatkopar	440.00
11	Near Pipe line, B. A. Road, Ghatkopar	1014.88
12	Near Desai Nivas, M. G. Road, Ghatkopar	77.22
13	Junction of Sanitorium lane and M. G. Road, Ghatkopar	145.33
14	Junction of Shradhanand Road and M. G. Road, Ghatkopar	55.42
15	Near Jayantilal Vaishnav Road, Ghatkopar	156.73
16	Opp. Junction of Sanitorium lane and M. G. Road, Ghatkopar	91.40
Total ...		13,368.82

APPENDIX 'K'

Statement showing the layouts sanctioned by the standing Committee under Section 303(1) of the Bombay Municipal Corporation Act, During the year 1955-56 :—

Serial No.	Description.	S.C.R. No.	Date.
1	Layout of proposed sub-division of S. No. 80, H. No. 3, Chembur	39	6-4-1956
2	Layout of Kurla Kamgar Co-op. Housing Society Ltd., at S. No. 14, Chembur	1240	5-10-1955
3	Proposed Sub-division of property bearing S. Nos. of the property at Juhu N. A. No. 57-B(part), S. No. 43-A, H. No. 2(pt.) and S. No. 43-A, H. No. 13 (part), S. No. 43-A, H. No. 1 (part)	2311	26-1-1955
4	Proposed Sub-division of land at Ceasar Road, Andheri, bearing S. Nos. 67, 68, 80 and 128i (part)	2373	1-2-1956

Transport Branch (Suburbs)

This Branch is responsible for repairs and maintenance of refuse vehicles, cesspool vehicles, ambulances etc. directly under its charge and for carrying out necessary repairs to the vehicles of all other departments in all about 200 Nos. excepting the vehicles belonging to the Hydraulic Engineer's Department and the Fire Brigade. During the year under report the administrative control of the Suburban Transport Office was taken over by the Transport Superintendent from the Deputy Executive Health Officer. The Transport Superintendent is assisted by one Assistant Engineer Transport (Sub.) who looks after the maintenance of the fleet.

A.— Fleet of vehicles

There were 200 vehicles in commission directly under the charge of this Department. During the year, 12 new vehicles were purchased. Details of information as regards the vehicles is given in Appendix A. 12 vehicles which had served their useful life and were found uneconomical to maintain were scrapped and are awaiting disposal. During the year, 10 motocarts which had finished their useful life long back and were uneconomical to maintain were scrapped and it is proposed to convert them into trailers.

B.—Augmenting the fleet

During the year under review, 11 Leyland diesel cesspool emptiers with 750 gallons capacity tanks, one mobile dispensary van for Public Health Department and two trucks for Insectside Department were purchased.

C.—Garaging of vehicles

The majority of vehicles were garaged at three different garages in the suburbs viz., 106 vehicles of H and K Wards (101 of Conservancy Branch and 5 of other departments) at Santacruz Municipal Garage, 44 vehicles (all of Conservancy Branch) of L and M Wards at Kurla Municipal garage, 39 vehicles of N Ward (all of Conservancy Branch) at Ghatkopar Municipal Garage, 3 transport trucks of AEs. H, L and M and one of N Ward, 6 vehicles of A.I.O.(S) and two vehicles of Health Department were garaged by the respective departments themselves. Running repairs to the vehicles were carried out at the various garages. Most of the major repairs and general overhauling of all the Suburban vehicles were carried out at the Repair Shop newly started at the Santacruz Garage during the year. Construction of garages for vehicles operating on the Eastern side of the suburbs could not be taken up for want of a suitable site which is under consideration.

DISPOSAL OF REFUSE

Night Soil and Cesspool contents

The total collection of the refuse in the suburbs exceeded 110 tons per day during the year which was disposed of by utilizing the same for reclamation of low-lying Municipal lands and private lands (on payment) in the different wards.

The total collection of removal and disposal of night-soil was about 10190 gallons per day and that of cesspool contents was 82,400 gallons per day on an average.

APPENDIX A

Position during the year 1955 :—

Type of vehicle.	Department	Total strength of region on 1-4-55.	Scrapped & awaiting disposal.	New addition during the year.	Total in service.	Remarks.
Refuse lorries	... Conservancy.	23	2	...	21	
Refuse trailer	... "	1	1	
Cesspool lorries manual loading	... "	32	5	...	27	
Scammell Mechanical Horses	... "	15	15	} Combination
Scammell Cesspool Trailer	... "	15	15	
Leyland Emptiers	... "	11	11	
Motor Carts	... "	10	10	Proposed to be converted into N. S. Trailers.
Pick-ups & Jeeps for towing N. S. trailers	... "	15	15	
Nightsoil Trailers	... "	73	5	...	68	
Dog Van	... "	1	1	
Meat Van	... A.S.M. (Sub.)	2	2	
Encroachment lorry	... A.S.L. (Sub.)	1	1	
Station wagon	... A.A. (Sub.)	1	1	
Ambulance	.. Health (Sub.)	1	1	
Mobile Dispensary van	... Health (Sub.)	1	1	
Pick Ups	... A.I.O.	2	2	
Studebaker Trucks	... "	2	2	
Tiffa Trailer	... "	1	1	
Jeep for Tiffa	... "	1	1	
Transport lorries	... A.E. (Sub.)	4	4	
		198	12	14	200	

WATER WORKS (Suburbs)

1. The Water Works Branch in the Suburbs is divided into three sections, (a) The Western Section, dealing with distribution and maintenance of the Suburban Towns of Bandra, Khar, Danda, Santacruz, Kalina (H Ward), and Juhu, Vile-Parle, Andheir, Marol, Versova, Jogeshwari and Majas (K Ward), (b) The Eastern Section dealing with distribution and maintenance of Kurla (L Ward), Chembur and Trombay (M Ward), Ghatkopar, Vikhroli and Bhandup (N Ward) and (c) The Construction Branch dealing with all major construction works in the Suburbs.

DISTRIBUTION OF WATER SUPPLY IN THE SUBURBS

2. The Suburbs are supplied water by gravity from the three lakes Tansa, Vihar and Tulsi, through several tapping-points from the trunk mains. The sources of supply and the alignment of the trunk mains are shown in the drawing under Appendix I'. Water is supplied throughout the 24 hours except to certain elevated areas like Bandra Hill and Palli Hill which receive water for about 12 hours from 8 P.M. to 8 A.M.

For distribution purposes, the Suburbs are divided into two zones, viz., the Western and Eastern Suburbs. The Western Suburbs are served by a 24" Tulsi main which is augmented from the 57" West and East Tansa Mains at Marol and Bandra, the total average daily supply being 8.75 million gallons per day. The Eastern Suburbs are supplied water through ten tapplings on the 48", 32" and 24" Vihar Mains, the total average daily supply being 7.89 million gallons.

3. 6,090 million gallons of water were supplied to the Suburban areas during the year as per details Quantity of Water given below :—
Supply.

(a) Domestic purposes, metered	...	3,071	million gallons.
(b) Non-domestic purposes metered	...	1,613	Do.
(c) Municipal purposes metered supply at Slaughter Houses, Markets	...	55	Do.
(d) Charitable Institutions, unmetered	...	24	Do.
(e) Squatters' Colonies at Jogeshwari and Mankhurd unmetered	...	76	Do.
(f) Public stand pipes unmetered	...	306	Do.
(g) Municipal drainage and Road Construction works, unmetered	...	55	Do.
(h) Water supply for municipal purposes such as public conveniences, Hospitals, Public Parks, and Gardens, Offices, Staff Quarters, Sewage Works, Road watering, Watering Trees, etc.	...	370	Do.
(i) Unaccountable loss due to undetected and underground leakages, etc.	...	520	Do.
		6,090	

4. The particulars of the connections made during the year are given under Appendix II. In order to encourage water supply being given at concessional rates to certain undeveloped areas in the Suburbs the Standing Committee under their Resolution No. 476, dated the 10th June 1955 sanctioned the compounded charges of Rs. 15 for allowing a 1/2" connection with 2 taps, Rs. 20 for 3/4" connection with 3 taps, and Rs. 30 for 1" connection with 4 taps. The existing metered stand pipes were accordingly converted to unmetered stand pipes and charged at compounded rates. 165 additional stand pipes were provided charging the cost partly to Village Amenities Funds and partly to New Works. The stand-pipes have proved very popular in undeveloped areas of Bhandup, Vikhroli and part of Ghatkopar where there is acute shortage of water supply in the absence of service mains. At the commencement of the year there were 151 stand pipes in the suburbs of which 117 were for the gratuitous use and the remaining were metered stand pipes.

5. The number of short supply complaints received and attended during the year was 958. In many cases the complaints were due to inadequate sizes of connections, absence of connections and manipulation of supply by the landlords. As a Public Notice was given under the provisions of Section 141(b) of the Bombay Municipal Corporation Act, that sufficient water was available from the Municipal Water Works for furnishing a reasonable supply to, all the premises within 500 feet of the Municipal Water Works throughout the Suburbs, the land lords were issued Notices under Section 271(2) to obtain adequate supply to their premises from the Municipal Water Works, provided tenants agreed to bear the additional cost of water charges. Alternatively the tenants were allowed to obtain a private supply of their own under Section 276 of the Bombay Municipal Corporation Act subject to their signing a Memo of Conditions prescribed by the Municipal Commissioner.

6. 2,209 disconnection orders were received with the approval of the Standing Committee, of which only 215 in 265 cases the connections were cut off for non-payment of water dues and for other causes. Out of these 215 connections were restored after the Municipal dues were paid. The remaining 1944 disconnection orders were not executed as the dues were paid in time. In addition to this 17 disconnections were made because of defective fittings under Section 278(2) and 279(1) of the Bombay Municipal Corporation Act.

7. 1,533 Notices were issued for defective fittings under Section 278(2) of the Bombay Municipal Corporation Act and in 156 cases the owners failed to carry out works within the notice period and prosecutions were launched, resulting in 64 convictions, 39 warned and discharged cases, 10 acquittals, 12 cases were withdrawn and 31 cases were pending disposal by the end of the year. The amount of fines recovered was Rs. 553.

MAINTENANCE WORKS

8. The pumping sets at Malla, Bandra Hill, Andheri Naka, Jogeshwari and Ghatla were maintained at a total cost of about Rs. 8,346. The hours of pumping at each of the above station are shown in Appendix No. III. The new pumping station with 40 horse power pump at Ghatla was put into commission in January 1956 in order to boost the pressures in 8" > 6" main in Sion Trombay Road,

9. 108 miles of water mains of sizes, varying from 3" to 36" were maintained during the year. There were 20 bursts as per details given under Appendix IV. In addition, a few heavy leaks were observed on the mains, which were repaired promptly. 3,317 works pertaining to chokes in service pipes and repairs to communication pipes, fire-hydrants, road-boxes, etc. were attended to. The above works were carried out at a total cost of Rs. 1,49,948.

10. 151 Public stand pipes and 76 wells were maintained during the year at a cost of about Rs. 2,727 and Rs. 1,992 respectively. The total quantity of 306 million gallons were supplied to stand pipes, out of which 65 million gallons were supplied gratuitously to the public.

11. The work of testing galvanised iron pipes of 1/2" and 3" sizes and galvanised iron fittings such as couplings, bends, tees, elbows, etc., brass and gunmetal fittings such as stop-taps, bib-taps, etc., and water-closet cisterns, were carried out during the year, at the Water Works Offices at Bandra and Chatkopar. The total number of such pipes and fittings tested was 16,699 and 67,352 respectively. The revenue derived from the testing of pipes, fittings, etc., sent by private parties amounted to Rs. 11,345.

METERS

12. There is a Meter Workshop in the Suburbs at Chatkopar, where municipal meters are tested, cleaned, overhauled and repaired. 4,468 Municipal and private meters of different sizes were tested during the year, at Chatkopar and Bandra testing shops of which 1,058 meters (Municipal and Private) were tested at the request of the owners and the remaining were received for periodical test. The revenue derived from the testing of water meters amounted to Rs. 6,172. In all 3,236 municipal meters were repaired and 55 private meters were overhauled during the year.

13. From the provision of Rs. 1,50,000 made in the Budget Estimates for 1955-56 under "Plant and Machinery" from Special Funds, 744 meters of sizes varying from 1/2" to 8" were ordered out. 7,584 Municipal meters were maintained during the year. In addition to this there were 3,852 private meters on the connections which were maintained by private parties. About 50 connections were without meters on account of non-availability of sufficient number of meters.

14. The total revenue derived during the year from meter hire was about Rs. 1,32,608 and that from the supply of water for all purposes by meter measurement was about Rs. 39,28,918.

CONSTRUCTION BRANCH

15. 8.18 miles of water mains ranging in sizes from 3" to 32" were laid during the year as shown in Appendix V.

Other works executed by this Branch during the year were as follows:—

(a) The work of remodelling the Malla Pumping Station, Bandra and the installation of a 40 Horse Power Pump therein was completed during the year. This increased the pressures from 70 lb. p.s.i. to 110 lb. p.s.i. at Pump delivery and helped to improve the terminal pressures in the area by 25 lb. p.s.i.

(b) The new Pump House for Mount Mary Road, Bandra near the Hill Road Bus Terminus, was completed and a 40 Horse power Pump was installed. This Pump, however, was not put into operation for want of power.

(c) In order to relieve the acute water shortage in the Trombay area, particularly in the Squatters' Colony at Ghatla, Chembur and the Trombay Pier End, a 40 Horse Power Pump was temporarily installed at Ghatla, Chembur, on the Sion-Trombay Road to serve as a booster to the area mentioned above. This has given a good deal of relief to the residents of the area.

(d) The following work was carried out on behalf of private party:—

Works under progress.
Five S.P. hydrants were provided in Jogeshwari Estate.

PROPOSED WORKS

16. The work of laying trunk mains in the Suburbs for which, part provisions were made in the Budget for 1955-56 had to be dropped as they did not fit in the Master Plan for Water Supply to Greater Bombay approved under Corporation Resolution No. 1530, dated the 14th March 1956.

The objectives aimed at in formulating this plan were:—

(a) giving all the supply through service reservoirs and not by direct tappings on the mains feeding the service reservoirs as is done at present. All supply to be filtered.

(b) increasing the hours of the present intermittent system of supply to at least 12 hours per day in the near future and converting ultimately the intermittent system into one of constant supply.

(c) maintaining a pressure of about 5 lbs. in the mains and branches during the non-supply hours of the day to help fire fighting.

(d) maintaining a minimum pressure of 30 lbs. or 75 ft. head at the tail ends of the distributories.

The distribution supply and the different works to be undertaken under this plan are described below:—

SOURCES OF SUPPLY AND THE ALIGNMENT

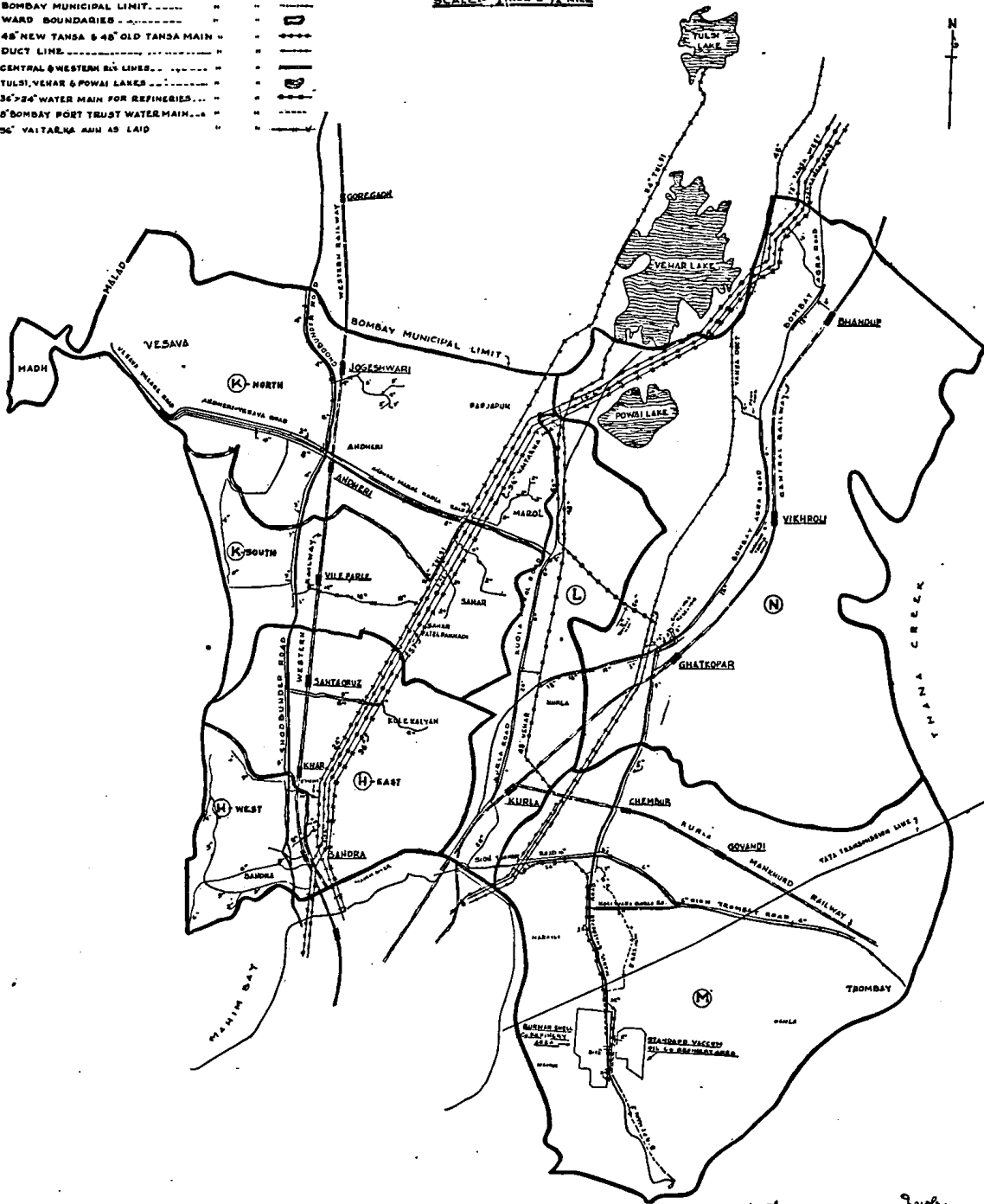
APPENDIX I
(VIDE-PARA 2)

OF TRUNK MAINS IN SUBURBS

SCALE: 1" = 1/2 MILE

NOTE.

- 2 1/2" x 27" AND 30" TANSAs MAINS SHOWN THUS - - - - -
- 24" TULSI MAIN
- 48" VEVAR MAIN
- BOMBAY MUNICIPAL LIMIT
- WARD BOUNDARIES
- 48" NEW TANSAs & 48" OLD TANSAs MAIN
- DUCTY LINE
- CENTRAL & WESTERN R.S. LINES
- TULSI, VEVAR & POWAI LAKES
- 36" x 24" WATER MAIN FOR REFINERIES
- 8" BOMBAY PORT TRUST WATER MAIN
- 56" VAITARNA AHN AS LAID



TRACED BY R.R. SINGH
CHECKED BY ...

[Signature]
1925
ASST. ENGINEER
SURVEY

[Signature]
HYDRAULIC ENGINEER
BOMBAY MUNICIPAL CORPORATION

17. As far as the Suburbs are concerned, the Master Plan provides for the following :—

I.—Reservoir and Water Quotas. *Western Suburbs.*—16 million gallons per day 9 million gallons from Vaiterna through the Verawli Hill High Level Reservoir (5 million gallons for the area north of Andheri and 4 million gallons to the Pali Hill Reservoir for the area south of Khar) and 7 million gallons from Tansa through the Powai Hill Reservoir via the low level reservoir at Verawli Hill, for the Central Area south of Andheri and north of Khar.

Eastern Suburbs.—21 million gallons per day 6 million gallons from Tansa via the Ghatkopar Hill Reservoir for Vikhroli, Bhandup and parts of Ghatkopar and Chembur and 15 million gallons from Vehear Lake for the remaining parts of Eastern Suburbs.

18. All the filtration plants will be provided at the respective reservoirs, the one for Vehear water being at the lower contours of the Powai Hill.

II.—Filtration Plants. 19. *Western Suburbs.*—(a) From Verawli Hill High Level Reservoir :—

Outlets and Trunk Mains.

(i) 30" outlet via Caves Road upto Jogeshwari to be connected with the existing 24" main in Ghodbunder Road and extended upto Madhavdas Amersey Road.

(ii) 30" outlet to be connected to the existing 24" Tulsi Main and later to be branched off by means of a 30" branch taken near Khar Railway Station and going upto the Pali Hill Reservoir, to which it will serve as inlet.

(b) From Verawli Hill Low Level Reservoir.—36" > 30" > 24" outlet coming down via Relief Road and Vile Parle upto Godbunder Road and bifurcating into two 24" branches, one going north upto Madhavdas Amersey Road and the other going to South via Juhu Road and along Linking Road to meet a similar outlet coming from Pali Hill Reservoir.

(c) A 24" > 18" C. I. trunk main from Ghodbunder Road junction Madhavdas Amersey Road, along the latter and then along the Central Salsette Track upto Tansa mains at Sahar.

(d) Two 24" Outlets from Pali Hill Reservoir, one along Pali Road terminating at Chimbai Church and the other along Pali Road, Linking Road meeting the 24" main as mentioned at (b).

20. *Eastern Suburbs.*—(a) 30" Outlet from Ghatkopar Hill Reservoir upto Bombay Agra Road and then bifurcating into a 24" main going to North upto Mulund and a 12" > 18" along Ghatkopar Mahul Road upto Chembur Naka to meet the 18" Sion-Trombay main.

(b) For distribution of Vehear water, the existing Vehear Main will be used with the exception that an 18" main will be taken off the 30" Vehear at Sion-Trombay Road junction and from there along the Sion-Trombay Road upto Trombay Pier.

21. As the Master Plan is spread over a period of 12 Years and the construction of different reservoir will take considerable time, it is necessary to lay immediately some of these trunk mains using them for giving direct supply for the present and later on utilising them as in the Master Plan. In the first period of the Plan (1956-58) the following mains are, therefore, proposed to be laid:—

(i) Two 24" dia. mains in Linking Road and Pali Danda Road and Hill Road, which will later on serve as outlets from the Pali Hill Reservoir.

(ii) 24" connection off 24" Tulsi Main at Bandra (near Slaughter House) for a length of 2,000 R.ft. This has no place in the Master Plan. However, it will be laid for giving immediate relief to southern part of 'H' Ward, pending the construction of reservoirs.

(iii) 18" C. I. main in Sion-Trombay Road length of 5 miles.

(iv) 24" > 18" C. I. main in Central Salsette Track between Sahar and Andheri. This is a modification of the previously proposed 36" main along the Central Salsette Track from Sahar to Ghodbunder Road

(v) 30" Steel connection off 24" Tulsi main at Khar Railway Station. This forms part of the inlet to Pali Hill Reservoir and is a modification of the previously proposed enlargement of the 10" Khar connection to 24" from the Tansa mains upto Ghodbunder Road.

22. As there was considerable discrepancy in the water supplied to the Suburbs and the quantity accounted for by way of meter measurement, a special temporary staff was sanctioned to carry out the survey and the results are shown in Appendix No. VI. The probable increase in Revenue per annum after the defects are attended to would be Rs. 2,00,000.

Reorganisation of Meter Branch in the Suburbs.

J. D. DAROGA,
M.Sc. (Eng.) (Lond.), B.E., A.M. Inst.
C.E., M.I.E., A.M.I. Mech. E., M.I.P.H.E.,
D.I.C. (Lond.)
Hydraulic Engineer.

APPENDIX II (Vide Para. 4).

New connections given in the Suburbs during the year.

Ward	1/2"	3/4"	1"	1 1/4"	1 1/2"	2"	3"	4"	5"	6"	8"	9"	12"
H Ward	115	43	17	3	3	2	1	1
K Ward	88	43	19	...	5	...	2
L Ward	50	12	8	1	1
M Ward	60	11	9	...	1	3	1	1	2
N Ward	44	7	13	2	1	1
	357	116	66	5	10	7	5	1	2

= Total - 570 -

APPENDIX III (Vide Para. 8)

Hours of Pumping

Locality	Time	Hours
1. Malla Pumping Station	10 P.M. to 7-30 A.M.	9½
2. Bandra Hill Pumping Station	7 P.M., to 7 A.M.	12
3. Andheri Naka Pumping Station	7 P.M. to 8 A.M.	13
4. Jogeshwari Naka Pumping Station	5-30 A.M. to 6-30 A.M.	1
5. Chatla Pumping Station	10 P.M. to 5 A.M. 11 A.M. to 1 P.M.	9

APPENDIX IV (Vide Para. 9)

Bursts on Water Mains

Serial No.	Locality	Size of mains
1	Palli Hill, Bandra	3"
2	Pali Hill, Bandra	3"
3	Malla Road, Bandra	8"
4	Malla Road, Bandra	8"
5	Dr. Ambedkar Road, Bandra	3"
6	Linking Road, Santacruz	3"
7	Veronica Street, Bandra	3"
8	Andheri Naka	8"
9	Ghodbunder Road, Andheri	8"
10	Andheri Level, Crossing	9"
11	Jogeshwari Railway Station	4"
12	Juhu Creek	4"
13	Bail Bazar Kurla	3"
14	Chunabhatti, Kurla	6"
15	Koli-Kalyan Road	3"
16	Station Avenue Road	3"
17	Central Avenue Road	3"
18	15th Road, Chembur	4"
19	Sion Trombay Road	36" Refinery Main
20	Agra Road, Bhandup	12"

APPENDIX V (Vide Para. No. 15)

Particulars of water mains laid by Construction Branch during 1955-56

WEST DIVISION

Name of works	Size	Length R. ft.
(1) Enlarging 6" > 5" > 4" > 3" water main along Juhu Road from its junction with Station Road upto Juhu Koliwada to 9" size.	9"	2,052
(2) Laying 4" water main in Majas Villages, Jogeshwari	4"	823
(3) Remodelling water supply distribution in K' Ward. (ii) Enlarging existing 8" > 6" water main on G.B. Road to 30" > 24" size between Andheri Naka and Jogeshwari Naka.	30" 32"	72 108
(4) Enlarging the existing water mains in Danda Village, Bandra	6" 4"	325 1,180
(5) Enlarging 3" water main to 6" along North, main and South Avenues and providing 4" water main along Western, Central and East Avenues, Santa Cruz	4" 6"	1,639 1,116
(6) Laying 6" and 4" water mains in certain Roads, in Khar Scheme	4" 6"	2,217 1,633
(7) Enlarging the existing 3" water main in Pali Village to 6" size and extending it	6"	1,141
(8) Laying 4" and 6" water mains in Andheri Gaothan K' Ward	4" 6"	711 572
(9) Enlarging existing 3" water main in Saraswati Road, Santacruz to 12" > 9" > 6" size and extending it.	12"	510
(10) Laying 6" water main in Nariman Road, Vile-Parle	6"	511
(11) Extending 6" water main in Old Post Office Lane, Andheri	6"	502
(12) Enlarging the existing mains and laying new water mains in T.P.S. III, Santacruz	4" 9"	1,264 936
(13) Enlarging the existing 6" water main in Old Nagardas Road, and Parsi Panchayat Road to 9" > 6" size and extending it.	9"	25,38
(14) Enlarging the existing 3" water main in Pali Road (Dr. Ambedkar Road), Bandra H Ward to 9" > 12" > 9" size.	9"	2,336
(15) Laying water mains in Juhu Vile Parle Development Scheme	12"	1,056
(16) Laying 12" Water main along Military Road and Aerodrome Road, Santacruz, for A. I. I. Staff quarters.	12"	2,022
(17) Laying 8" main along Malla Road, Bandra	8"	340
EAST DIVISION		
(1) Laying a 4" C. I. main in 7th Road, Chembur	4"	779
(2) Laying 12" > 9" > 6" water main along Bombay Agra Road, Kurla	12" 9" 6"	512 2,229 32
(3) Enlarging the existing 5" water main along Ghatkopar Mahul Road to 12" size	12"	2,056
(4) Laying a 4" water main along Nawroji Lane and 3" water main along Nawroji Cross Lane, Ghatkopar.	4"	857
(5) Laying 4" water main along Hingwalla Lane from its junction with Upasaria Lane, Ghatkopar.	4"	667
(6) Enlarging the existing 2" C. I. main in Derasar Lane, Ghatkopar, from its junction with Mahatma Gandhi Road, to Tilak Road, to 4" size.	4"	457
(7) Laying 4" water main along Joshi Lane Extension from its junction with Tilak Road, Ghatkopar.	4"	522
(8) Laying 4" water main in Derasar Lane Extension from its junction with Tilak Road, Ghatkopar.	4"	524
(9) Laying 4" water main in Gurukul Lane, Ghatkopar	4"	469
(10) Laying 4" C. I. main along 1st Road and Jethalal Parekh Road from its junction with 1st Road with Khot Lane, etc.	4"	826

Name of the work	Size	Length
(11) Enlarging the existing 2" main in Marol Village to 4" size	4"	1,546
(12) Laying 9" C.I. main along Kanjur Village Road from its junction with Bombay Agra Road, Bhandup.	9"	1,128

SMALL SIZED MAINS.

(1) Laying 3" main along Carter Road, Bandra	3"	1,023
(2) Laying 4" main along Pali Hill Road, Bandra	4"	166
(3) Laying 4" main along 4th and 5th Road, Khar	4"	576
(4) Laying 3" main along Village Ward, Kurla	3"	1,620
(5) Laying 4" main along Nawpada Ward, Kurla	4"	1,440
(6) Laying 3" main in Benjamin Lane	3"	310
(7) Providing 3" main in Cama Cross Lane	3"	164

OTHER WORKS

Two S. P. hydrants were provided near Grass Siding at Andheri.

APPENDIX VI (Vide Para. 22).

Re: Organisation of Meter Branch in the Suburbs.

List of defects observed by the Special Staff Appointed for investigations.

	No of works reported
(1) No. of cases inspected	11,011
(2) No. of cases where meters are incorrectly fixed and are required to be shifted	1,575
(3) No. of meters found without meter chambers	2,890
(4) No. of meters found with broken seals	1,906
(5) No. of meters with damaged dials	187
(6) No. of meters to be removed for periodical test	3,632
(7) No. of meters with miscellaneous defects	899
(8) No. of properties having Petty Trades which were not attended by Ordinary Branch and on which notices are to be served for demanding compounded charges.	58
(9) No. of cases where unmetered branches were taken on the upstream side of the meter	Nil
(10) No. of cases where gaps in Meter Books were not filled in	1,746
(11) No. of cases wherein agreements for safety of Municipal meters were not taken from the owners for meters fixed in their limits.	5,757
(12) No. of cases where rates were incorrectly charged	117
(13) No. of cases in which meter cards were not supplied to the owners.	2,463
(14) No. of properties where well water is drawn besides Municipal supply	2,135

ASSISTANT SUPERINTENDENT OF LICENCES, (Subs.)

Shri N. J. Alvares, M.A., LL.B., was in charge of the Department throughout the year from 1st April 1955 to 31st March 1956.

LICENCE SECTION

1. The total number of licences granted under Section 394 and 412A and permits under Sections 390 and 393 of the Bombay Municipal Corporation Act during the year 1955-56 as also the number of licences transferred under Sections 394 and 412A was 6292 and the fees realised therefrom amounted to about Rs. 1,95,654. These figures compare with those for the preceding two years as follows:—

Particulars	Number of licences and permits.			Amount of fees realised.		
	1953-54	1954-55	1955-56	1953-54	1954-55	1955-56
				Rs.	Rs.	Rs.
1. Commodities and Trades (Sec. 394)	4,899	5,141	5,642	1,19,844	1,61,529	1,88,605
2. Blowing Steam Whistles	226	220	228	1,519	1,386	1,546
3. Milk, products, Ghee, Butter (Sec. 412A.)	328	23	42	32,031	*5,961	4,301
4. Factories (Section 390)	373	399	380	1,254	1,374	1,202
5. Transfer of Licences under Sections 394 and 412A.						
Total	5,826	5,783	6,292	1,54,648	1,70,250	1,95,654

2. The amount outstanding as licence fee on 31st March 1956 was about Rs. 57,461 in respect of 469 licences. Loss of revenue incidental to the disuse or demolition of old licensed places or the diversion of their user for the trades not requiring Municipal licences amounted to about Rs. 5,257. Miscellaneous receipts amounted to about Rs. 236.

ADVERTISEMENT SECTION

3. The total number of permits for advertisements issued during the year under Section 328 and 328A was 721, and the revenue derived therefrom came to about Rs. 33,958.

These figures compare with those of the preceding two years as follows:—

Particulars	Number of permits.			Amount of fees collected including composition.		
	1953-54	1954-55	1955-56	1953-54	1954-55	1955-56
				Rs.	Rs.	Rs.
1. Wall posters, hoardings and Boards	647	415	405	15,477	23,323	15,741
2. Moveable Boards and hand carts	15	20	22	1,323	1,131	893
3. Illuminated advertisements and Sky-signs.	104	93	120	3,603	3,925	7,289
4. Non-illuminated Sky-signs	149	143	169	7,022	9,655	9,801
5. Wall Paintings	...	7	5	...	510	234
Total	915	678	721	27,425	38,544	33,958

The decrease is due to the amounts accepted in deposits and which are pending adjustment.

Besides advertisements fees, ground rent in respect of advertisements displayed on Municipal properties was collected by this department, and the sum of about Rs. 2,246 received during the year under report was accepted in deposit pending adjustment, against deposits of about Rs. 3,350 received during the last year.

HAWKERS

4. Licences under Section 313 and 313A.

The total number of hawkers and squatters' licences issued during the year was about 329 and the fees realised therefrom amounted to about Rs. 32,171. The removal charges recovered under Section 490, amounted to about Rs. 6,729. These figures compare with those of the last preceding two years as under:—

Particulars.	Number of licences issued.			Amount of fees collected.		
	1953-54	1954-55	1955-56	1953-54	1954-55	1955-56
				Rs.	Rs.	Rs.
1. Squatters fees collected in Reserved areas under section 313.	2,984	2,712	2,526	36,406	34,838	40,334
2. Fees received from itinerant hawkers licences under Section 313A.	454	1,740	1,500	1,270	8,700	8,156
3. Recovery of expenses (under Section 490 for removal of encroachments under Section 314.)			†2,303	6,216	6,425	6,729
Total	3,438	4,452	6,329	43,892	49,963	55,219

* This includes charges for renewal of factory permits.
† Items removed.

5. The number of prosecutions launched during the year under report and the results thereof, as compared with those of the preceding two years, are as under:

Year.	Offence under Section	No. of cases pending in Court on 1-4-55	Total No. of cases launched	No. of cases withdrawn on compliance with law	No. of cases resulted in conviction	Amount of fines inflicted	No. of cases resulted in acquittal	No. of cases pending at the close of the year.	
						Rs.			
Licence Section									
1953-54	...	394	55	465	191	206	4,477	1	122
1954-55	...	394	122	302	145	201	4,154	3	75 (including 7 on dormant file).
1955-56	...	394	75 (including 7 on dormant file).	252	148	111	3,386	2	66 (including 17 on dormant file).
Advertisement Section									
1953-54	...	328	1	19	14	6
		328A	2	96	87	11
1954-55	...	328	6	9	12	1	15	2	...
		328A	11	253	160	6	1	2	96
1955-56	...	328	...	27	24	1	5	...	2
		328A	96	143	144	2	10	4	89 on Dormant File.
Ghee & Butter									
1953-54	...	412A	...	7	7
1954-55	...	412A	...	3	3
1955-56	...	412A	3	...	3

6. The total revenue of the department is about Rs. 2,85,067.

SHOPS AND ESTABLISHMENTS SECTION

7. As required under Section 7 of the Bombay shops and Establishments Act, 1948, 1,601 establishments were registered during the year. The total number of establishments registered at the close of the year was 11,591.

8. **Complaints.**—During the year 96 complaints were received and 4 complaints were pending disposal at the beginning of the year. Out of these 98 complaints were disposed off leaving 2 complaints pending at the end of the year.

9. **Mass raids.**—122 Mass raids were arranged during the year, out of which 88 were 'day raids' and 34 were 'night raids'. The raids were arranged to check up the closing days of shops, employment of young persons before and after the prescribed hours as well as to check the opening and closing hours of shops and routine check of registers and records.

10. **Visits and revisits.**—The number of visits paid to the establishments was 16,733 as against 17,469 in the previous year.

11. **Prosecutions.**—74 (excluding 5 cases on the dormant file) cases were pending at the beginning of the year, and 574 new prosecutions were launched as against 577 filed in the previous year. Out of these 613 cases resulted in conviction, in 2 cases the accused persons were acquitted, in one case the accused was warned 3 cases abated due to the death of the accused and 6 cases were withdrawn as the accused were convicted in connected cases as per the Circular of the Government of Bombay, Development Department No. BSE/1655, dated the 12th April 1955 and 3 cases are on the dormant file. The number of cases pending at the close of the year was 23 (including three on dormant file).

12. **Fines.**—The total amount of fines inflicted amounted to Rs. 16,355 as against Rs. 16,665 of the previous year.

13. The Government has sanctioned Rs. 16,665 by way of grant-in-aid as against a total expenditure of about Rs. 54,662 including dearness allowance. The total amount of fines inflicted during the year 1954-55 was about Rs. 17,760/-.

14. **Registration fee.**—The registration fee realised during the year under report was about Rs. 2,572 as against Rs. 2,970 in the previous year.

THEATRE TAX

15. The concession of 20 per cent. rebate if the tax was paid before the 5th of the month was continued during the year under report. The collection of receipts from this tax amounted to about Rs. 92,620 as against Rs. 73,660. The increase is due to reopening of two Theatres, during the year under report and adjustments of deposits.

16. **Payment of Wages Act, 1936.**

The provisions of this Act were made applicable from 1st April 1955 to establishments governed under the Bombay Shops and Establishments Act, 1948, by Notification No. 729/48 of 3rd March 1955. Staff consisting of one Junior Inspector and one Clerk was appointed for the administration of this Act in the Suburbs. In the initial stages the provisions of the Act were explained to the employers who were advised to maintain the registers, etc. At the same time, complaints for non-payment of wages received from the employees were also attended to. Thus during the year under report 60 complaints under the Payment of Wages Act were received. Of these 57 complaints were disposed of, mostly by effecting compromises between the employers and employees and seeing that the dues of the employees were settled. 3 complaints were pending at the end of the year.

As the employers were not thoroughly conversant with the records to be maintained under the Payment of Wages Act, propaganda in this respect has been carried out and the employers are now found maintaining some of the records, particularly the Register of Wages (Form IIA).

Government also by their Circular No. PWA 1456/100553-J, Development Department, dated the 7th May 1956 have advised the Local Authorities not to insist on strict compliance with the various provisions of the Act till 1st October 1956.

N. J. ALVARES,
*Assistant Superintendent of Licences,
Shops and Establishments (Suburbs).*

MARKET DEPARTMENT (SUBURBS.)

Shri V. G. Sukhtankar, B.A., took over the charge of the office of Assistant Superintendent of Markets (Suburbs) from Shri T. K. Talwalkar on his retirement on 10th September 1955 and continued to hold the post till the end of the year.

The total receipts of the department amounted to Rs. 4,74,487-15-6 as against Rs. 5,14,818-15-9 in the previous year showing a decrease of Rs. 40,331-0-3 over the previous year. This is due to the fact that Rs. 31,880-2-6 are kept in deposit account and are not yet adjusted, and Rs. 20,510-1-0 being the share of enhanced entrance fee recovered at Bandra Slaughter House is yet to be received from the Superintendent of Markets. It will be thus seen that there is an actual increase of Rs. 12,059-3-3 over the income of the previous year.

There were 16 Municipal and 2 Private Markets as per particulars given in Appendix A.

Licence fees of the two Private Markets, viz. Bharucha's Private Market at Vile-Parle and Asgarally Private Market at Kurla, have been recovered for 1955-56 and kept in deposit as the question of licensing them is pending.

The number of Municipal Slaughter Houses functioning during the year was 5. The total number of animals slaughtered and slaughter fees recovered from each slaughter house is shown in Appendix B.

The total number of animals brought for slaughter at different slaughter houses in the Suburbs and the number of animals rejected as unfit on ante-mortem and post-mortem examinations as compared with those of the previous year are as follows :—

Year.	ANIMALS BROUGHT FOR SLAUGHTER AT DIFFERENT SLAUGHTER HOUSES.			ANIMALS REJECTED AS UNFIT ON ANTE-MORTEM EXAMINATION.		
	Buffaloes.	Cows & Bullocks.	Sheep & Goats.	Buffaloes.	Cows & Bullocks.	Sheep & Goats.
1955-56	4,869	598	69,436	28	13	1,226
1954-55	4,743	501	61,288	26	14	942

The principal causes of ante-mortem rejection were sheep-pox, foot and mouth diseases, emaciation and pregnancy and those of post-mortem condemnation were liver flukes abscesses and bruises.

The approximate weight of dressed meat of buffaloes, cows and bullocks was 1,139.5 tons and that of sheep and goats was 436.5 tons.

The total meat destroyed at Kurla Slaughter House was 1.35 tons during the post-mortem examination.

The following improvements were made in the Municipal Markets during the year under report :—

(1) The work of remodelling of Khar Market was completed. The stallage charges of the shops were revised from 1st October 1955.

(2) The mutton section of the Andheri Market was reconstructed with 16 stalls and occupied by the licensees from 1st February 1956.

(3) A pavement in front of Pali Market together with a portion of compound wall was provided.

(4) A new dust-bin shed was provided at Town Market, Bandra.

(5) A storage tank together with a water connection was provided at Chembur Market.

(6) The roof of Chiragnagar Market was renovated.

(7) A compound wall along the west side of the Kalina Market was reconstructed.

All the markets and slaughter houses were regularly inspected and a strict supervision was exercised with regard to sanitation of the places and wholesomeness of the articles of food offered for sale. Unwholesome articles of food including fish, fruit, vegetables in different markets and slaughter houses weighing 31,503 lbs. were destroyed during the year. The total meat destroyed was 6,017 lbs. as against 3,964 lbs. during the previous year.

In all 75 raids were carried out for detecting unauthorised slaughter of animals in the Suburbs. Out of 69 cases filed, 68 cases resulted in conviction and 1 case resulted in acquittal. The total amount of fines inflicted was Rs. 2,536. The total amount realised by auction sale of confiscated animals was Rs. 547.

The amount realised during the year under report under different items of revenues has been shown in Appendix C.

V. G. SUKHTANKAR, B.A.,
Assistant Superintendent of Markets, (Suburbs).

APPENDIX 'A'

Statement showing the number of Stalls at each of the Municipal Markets and receipts and expenditure etc., during the year 1955-56.

Name of the Market.	Total No. of stalls.		Stallage charges.	Squatter, Licence fees etc.	Total Receipts.	Total expenditure	Net Receipts 1955-56.	Net Receipts 1954-55.	Increase or decrease in the net receipts over the previous year.
	1955-56.	1954-55.							
			Rs. a. p.	Rs. a. p.	Rs. a. p.	Rs. a. p.	Rs. a. p.	Rs. a. p.	Rs. a. p.
Town Market, Bandra	71	71	12,365 10 0	30,222 9 0	42,588 3 0	18,696 14 0	23,889 5 0	22,071 9 6	2,417 10 6
Pork Market, Bandra	3	3	576 0 0	103 12 0	679 12 0	79 13 0	599 15 0
Pali Market	17	17	3,300 0 0	4,122 5 0	7,422 5 0	6,992 14 0	429 7 0	4,728 0 9	4,298 9 9
Khar Market	Old 25 New 166	25	19,594 9 0	33,698 14 0	53,293 7 0	17,086 2 0	36,207 5 0	37,384 12 0	1,177 7 0
Koli-Kalyan Market	4	4	936 0 0	1,848 13 0	2,784 13 0	5,331 6 0
Vakola Market	Squatter	Area:	...	2,826 15 0	2,826 15 0	39 0 0	2,787 15 0	...	1,411 2 0
Santa-Cruz Market	12	12	1,576 0 0	14,764 4 0	16,340 4 0	8,583 4 0	7,757 0 0	7,694 10 6	62 5 6
Vile-Parle Market	78	78	21,631 15 0	4,275 5 0	25,907 4 0	8,849 12 9	17,057 7 3	13,410 13 0	3,646 10 3
*Andheri Market	Old 197 New 16	197	42,396 0 0	46,569 1 0	88,965 1 0	24,557 13 3	64,407 3 9	78,034 9 0	13,626 5 3
Bazar Ward Market	2	2	480 0 0	1,107 1 0	1,587 1 0	2,250 0 0	3,662 15 0
*Takia Market	48	48	6,147 14 0	10,119 11 0	16,267 9 0	8,121 5 9	8,146 3 3	10,638 0 0	1,204 6 9
Bridge Market	54	54	1,986 15 0	3,080 6 0	5,067 5 0	117 0 0	4,950 5 0
Ghatkopar Veg. Market	46	46	4,055 1 0	4,840 13 0	8,895 14 0	9,001 11 0	105 13 0	2,240 8 0	1,679 3 0
*Chiragnagar Mutton Market	10	10	1,610 13 0	2,620 11 0	4,231 8 0	206 0 0	4,025 8 0
*Chembur Market	16	16	13,187 2 0	7,570 13 0
.. .. Spaces	56	56	20,757 15 0	9,045 1 0	11,712 14 0	11,664 0 6	48 13 6
Marol Weekly Market	Squatter	Area:	...	7,835 8 0	7,835 8 0	286 8 0	7,549 0 0	6,809 10 6	14,358 10 6
Total	639	639 (119)	1,29,843 15 0	1,75,606 13 0	3,05,450 12 0	1,22,246 8 9	1,83,204 3 3	1,79,888 8 9	3,315 10 6

* Income derived from the Slaughter Houses attached to the respective Markets has been included.

V. G. SUKHTANKAR,

Asstt. Superintendent of Markets (Suburbs).

APPENDIX 'B'

Statement showing the number of animals slaughtered and the amount of Slaughter Fee levied thereon, during the year 1955-56.

Description of animals slaughtered and place of Slaughter.	April.	May.	June.	July.	August	Sept.	October	Nov.	Dec.	January	February	March.	Total No. of Animals.	Total amount of slaughter fees.	
														Rs.	p.
Buffaloes slaughtered at Kasaiwada, Kurla ...	405	411	394	416	421	387	419	404	403	411	388	410	4,869	73,035	0
Do. slaughtered for religious purposes, at Kasaiwada, Kurla
Cows and Bullocks slaughtered at Kasaiwada, Kurla ...	43	47	43	52	49	50	55	49	54	50	48	53	593	889	8
Cows and Bullocks slaughtered for religious purposes at Kasaiwada, Kurla	2	3	5	7	0
Sheep and Goats slaughtered at Goat Slaughter house, Takia Ward, Kurla ...	2,662	3,031	2,675	3,089	2,182	2,924	2,769	2,447	2,348	2,635	2,188	1,986	30,936	2,734	8
Sheep and Goats slaughtered for religious purposes
Sheep and Goats slaughtered at Chembur Slaughter House	1,098	1,349	1,323	1,313	801	1,098	1,028	987	924	1,021	913	1,121	12,976	3,244	0
Sheep and Goats slaughtered at Ghatkopar Slaughter House	517	614	739	740	586	530	607	594	692	691	596	649	7,555	1,888	12
Sheep and Goats slaughtered at Andheri Slaughter House	1,446	1,518	1,453	1,634	1,330	1,524	1,613	1,462	1,463	1,545	1,417	1,564	17,969	4,492	4
Pigs slaughtered at Pork Market, Bandra	35	44	79	98	12
Pigs slaughtered at Vakoja	3	3	6	7	8
Pigs slaughtered at Bandra ...	7	5	4	13	11	90	7	8	44	8	14	32	243	301	0
Total ...	6,178	6,975	6,631	7,259	5,383	6,603	6,498	5,951	5,928	6,361	5,602	5,862	75,231	91,696	24

V. G. SUKHTANKAR
Asstt. Superintendent of Markets (Subs.).

APPENDIX 'C'

Statement showing the receipts under different items during the year 1955-56

Serial No.	Particulars.	Year 1955-56			Year 1954-55		
		Rs.	a.	p.	Rs.	a.	p.
1	Stallage charges	1,29,843	15	0	1,26,224	12	0
2	Squatter fees	1,43,490	13	0	1,57,873	3	0
3	Slaughter fees	91,696	4	0	1,24,349	8	0
4	Miscellaneous Receipts						
	(i) Removal of carcasses	13,087	12	0	12,335	3	6
	(ii) Blood (sale)	250	0	0	1,246	0	0
	(iii) Mis. Receipts	1,045	12	6	1,116	6	9
5	Rent of Buildings and Lands :						
	(i) Ground Rent				480	0	0
	(ii) Chawl Rent	688	0	0	320	0	0
6	Share of enhanced entrance fee	81,789	0	0	79,627	10	6
7	Licence fees—						
	(i) Stall-holders	1,129	0	0	1,227	0	0
	(ii) Private Markets	6,704	7	0			
	(iii) Outside Meat Shops	3,406	0	0	8,847	4	0
	(iv) Kamatrees and others	413	0	0	375	0	0
	(v) Butchers in private Markets	690	0	0	510	0	0
	(vi) Nokarnama fees	254	0	0	287	0	0
	Total ...	4,74,487	15	6	5,14,818	15	9

V. G. SUKHTANKAR,
Asstt. Superintendent of Market
(Suburbs).

EDUCATION

SUBURBAN MUNICIPAL PRIMARY SCHOOLS

As a result of the amalgamation of the City and Suburban Sections of the Municipal Primary Education Department, the Suburban Municipal Schools were brought under the direct control of the Superintendents of respective languages Schools, under the over-all supervision of Education Officer of the Corporation, Smt. Kapila T. Khandvala, B.A., B.T., (Bom.), M.A., (U. S. A.), from 1st May 1954. The Education Officer and the respective Superintending and Supervisory Officers of the Education Department supervised the working of the Suburban Municipal Schools throughout the year.

1. Supervision.

There were 96 Schools and 24 Classes on 1st April 1955. One new School and 13 new Classes were opened, 6 Classes were converted into Schools and 1 Class was amalgamated with another in the Suburbs. Thus on the 31st March 1956, there were 98 Schools and 34 Classes in the Suburbs (*Vide* appendix No. 1). On the principle of providing higher standards for 35 children or more in the City and Suburban Schools and for 25 children or more in the Suburban Villages or in Areas with village conditions, standards V, VI and VII were opened in two Municipal Schools in the Suburbs from June 1955, thus providing facilities for Upper Primary Education in almost all localities.

The total number of Upper Primary and Lower Primary Schools and Classes was 39 and 93 respectively as against 40 and 80 during the preceding year. The total number of Pupils as on 31st March 1956 in the Suburban Schools stood at 38,068 as against the figure of 33,144 of the previous year, thus showing an increase of 4,924. The highest number on the Rolls in Municipal Suburban Schools was, however, 40,732 at the end of September 1955. The Average number of Pupils throughout the year was 36,968.

At the end of the year, there were 983 ordinary teachers and 21 special teachers imparting education to 38,068 Pupils as against 840 ordinary teachers and 21 Special teachers imparting instruction to 33,144 Pupils during the previous year. Out of the 983 Ordinary Teachers, 839 (*i.e.*, 85.3 per cent.) were Trained as against 699 (*i.e.*, 83.2 per cent.) Teachers during the preceding year. A statement showing the number of Trained, Untrained, Permanent and Temporary Teachers on the different Sides is given in the Appendix No. 2.

The practice previously followed in assessing the required number of teachers entirely on the basis of the number of Children on Rolls and those attending was changed and a new formula known as 'Class Room Formula' for fixing the number of Teachers required according to the number of Class Rooms in actual use (including rooms used twice in Double Session Schools) was introduced. The old basis of granting additional teachers to larger Schools was also revised allowing only one additional teacher to each School having an Average Attendance of 500 or more. The provision of leave reserves was also curtailed from 10 per cent. to 7½ per cent. This Class Room Formula approved by the Education Committee in August 1953 provisionally as an experimental measure continued to be followed. As introduction of this formula was a novel experiment with fundamental and far-reaching changes in the system hitherto followed it was desirable to gauge its implications after carefully observing its working for a considerable time. A Sub-committee was, therefore, appointed by the Education Committee to examine the whole question in all its aspects and the same was under their consideration.

The Scheme of amalgamation of Schools and co-education extended to the Suburban Schools since last four years continued to work well. As usual, the syllabus of studies was divided month by month for the guidance of teachers and for ensuring a gradual completion of the studies in time as per schedule. Teaching Aids purchased and supplied to Schools continued to be used along with special aids prepared by teachers for making instruction more interesting and easy. Teachers' Diaries, Progress Cards, and Progress Registers were maintained in all Schools. Monthly Tests for Pupils of Standards IV to VII and weekly tests for standards I to III were continued. Pupils of Standards I to III were promoted to higher Standards at the end of the year on the basis of the Results of Weekly Tests held throughout the year. Written Annual Examinations of Pupils of Standards IV to VII were held along with the Examinations of the City Schools. Details of the Results of the Suburban Municipal School Pupils at the Annual Examinations held in April 1956 and at the Primary School Certificate Examination conducted by Government in April 1956 are given in the Appendix No. 3. The following factors, *inter alia*, hampered the progress of the pupils in Municipal Schools:—

- (1) Congestion in certain classes.
- (2) Lack of suitable School Buildings.
- (3) Inadequate facilities to Pupils to study at home and
- (4) Economic conditions of parents resulting in irregular attendance of children.

In Schools with big class rooms, the number of Pupils in a Class sometimes reached the figure of 60/65 rendering the class unwieldy and unmanageable for the class teacher. In Schools housed in rented buildings overcrowding and lack of proper maintenance and repairs affected the efficiency of the Schools. The system of holding Schools in shorter sessions through resorted to as a matter of a necessity continued to hamper instruction besides causing a lot of inconvenience to Pupils, Teachers and Parents alike because of the odd hours of sessions.

An experiment in teaching on progressive lines was started during the year under report in the Municipal Ghatla Marathi School, situated in a small village in Trombay. The teachers were encouraged and given a free hand to employ any method they thought good and effective and to organise the School on any lines they thought best, provided inspection and careful evaluation proved the result satisfactory. This has resulted in the Teachers preparing their own Teaching Aids, Charts and Cards. Language and Arithmetic are taught through Cards. Play-way Methods are also employed in teaching these subjects. Children of this School were found to be more responsive. Special care was taken to improve their hand-writing with the result that it is found to be far better than that of the children of other Schools. The School Premises are beautifully decorated with pictures of animals and bird life, of community life and national heroes and the children's own collection of odds and ends. There is an atmosphere of joy and children feel pleasure in finding themselves in such surroundings. There is a Library and a Nature Corner at the School. To make this School a model School all the persons concerned from Supervisor to the Peon of the School have helped. The results of introducing new and interesting methods of teaching in this School have been very encouraging and with a view to giving opportunities to teachers of other Municipal Schools to benefit from this venture, visits of Teachers from other Schools were arranged.

Text Books for Suburban Schools continued to be the same as were used in the City Schools as per the directions of Government in G. R. E. D. No. TBK. 1055, dated the 25th April 1955 and 7th June 1955. The curriculum which was found to be heavy was also revised by Government and the new Curriculum came into force in Schools from June 1955.

Card-board Modelling was continued to be taught in 20 Schools, spinning in 4 Schools and Cooking in 4. Vocational Education in three Schools.

Fees at the rate of Rs. 2, Rs. 2-4-0 and Rs. 2-8-0 were continued to be charged for Standards V, VI and VII respectively, the education in the lower Standards being entirely free. All children of Scheduled Castes and other Backward Classes, however, continued to be taught free in Upper Primary Schools and children of all Municipal employees drawing a salary upto Rs. 240 p. m. were also continued to be exempted from payment of fees. Freeships and half freeships were also granted to poor and deserving pupils.

The number of Municipal-owned School Buildings in the Suburbs was 34 at the beginning of the year. The work of construction of the School Building on the reclaimed tank land at Juhu was completed. Thus, the number of Municipal-owned School Buildings rose to 35 in the Suburbs at the end of the year. An additional floor was constructed on the Municipal Manilal Sunderji Gujarati School and the work of extension of the building of the Village Municipal Marathi School, Kurla, was also completed. Three plots were acquired in the Suburbs—two at Santa Cruz and one at Kalina—for the purpose of constructing School Buildings thereon. The remaining Schools were accommodated in rented buildings.

There were 66 Aided Schools at the end of the year with 451 Teachers imparting education to 15,510 Pupils. The total amount of grants assessed as per rules was Rs. 1,92,534. The grants assessed however, exceeded the Budgetted provision and re-course had to be taken for applying cuts to the assessed grants as was done last year, taking into consideration the sources of income from fees, etc., of the Schools concerned. The grants payable after applying the cuts worked out to Rs. 1,43,874. The grants were sanctioned by the Corporation under their Resolution No. 1677 of 22nd March 1956, which will be paid to the Schools during the ensuing year. The total expenditure incurred by the Suburban Aided Schools during the year was Rs. 8,43,845. The average Cost per Pupil worked out to Rs. 55.3 to the Aided Schools and Rs. 7.2 to the Corporation.

Up to the end of the year 1954-55, Grants in favour of English Teaching Schools were being assessed on the basis of the Expenditure incurred by these schools on those Indian Christian children who claimed English to be their mother tongue. This resulted in very meagre amounts being assessed in favour of English Teaching Aided Schools. This practice was being followed in accordance with the explanation to Rule No. 16 of the Grant-in-aid Code. As such, discrimination was being made between two types of pupils, which was against the spirit of Article 30(2) read with Article 12 of the Indian Constitution. With the sanction of the Corporation, Grants-in-aid for the year 1955-56 in favour of English Teaching Schools were assessed on the basis of Expenditure on all the Pupils of English Teaching Schools, as in the case of other Aided Schools. Government is being requested to take steps to delete the explanation to Rule 16 of the Grant-in-aid Code.

Besides the Aided Schools, there were 7 Schools in the Suburbs which were recognised but which did not receive any aid from the Corporation. There were 47 Teachers in these Schools imparting instruction to 852 Pupils.

The work of enforcement of compulsion was being looked after by the Special Attendance Officer, with the assistance of Attendance Officers. As the Department of the Special Attendance Officer has been disbanded the work of enforcement of compulsion is now looked after by the Superintendents of Municipal Schools. As required by Rule No. 5 of the Rules framed by Government under Section 18 of the City of Bombay Primary Education Act of 1920, as amended up-to-date, the census of non-attending children of School-going age was taken early in 1955 and the requisite details have been given in the Annual Report of the year 1954-55. The Rules have now been amended and the next Census will be held in the year 1957-58.

Government Syllabus in Physical Education for Lower and Upper Primary Schools in the State continued to be followed in the Suburban Municipal Schools this year also with suitable modifications.

Sports Competitions of Pupils of Suburban Schools were held at two Centres and the Winners in the Finals were awarded prizes at the Prize Distribution Ceremony of the Annual Sports held on the 16th March 1956 at the Gilder Tank Playground under the Presidentship of Dr. John Mathai, Vice Chancellor of the University of Bombay. Two Mass Drill Displays one at Chembur and another at Vile Parle were held during the year. About 1,200 children participated in the Display at each Centre. The usual activities of the Boy Scouts and Girl Guides also continued to be carried out.

The income for the year 1955-56 was estimated at Rs. 19,95,000 and the expenditure at Rs. 23,77,000 thus showing a deficit. The actual total expenditure during the year amounted to Rs. 22,20,356-4-0. An amount of Rs. 5,50,000 was received from Government towards the cost of Primary Education in the Suburbs. The following Table shows the Average Cost per Pupil for the year 1955-56, as compared to the corresponding figures for the previous year:—

According to the number of pupils.		According to the Average number of pupils on rolls for the whole year.	
On 31-3-1955.	On 31-3-1956.	1954-55.	1955-56.
(33,144)	(38,068)	(32,969)	(36,968)
55.9	58.3	56.2	60.6

(a) **Free Milk Supply to Undernourished Children.**—The milk-in-schools scheme which was extended to the Suurban Municipal Schools from 15th July 1953 continued to work satisfactorily, during the year and in all 8,880 undernourished children received 8 ounces of toned pasteurised milk each on each school working day. The Scheme of supplementing milk-feed with snacks in the form of Chiki (Toffee) or fruits (Chikoo or oranges) of a standard specification was introduced in the Suburbs from 24th August 1955. All the 8,880 undernourished children who were getting free milk supply received snacks with the milk-feed. As the additional quota of milk was not available from Government, the supply of milk could not be extended to more Schools. However, from 18th October 1955, additional 1,110 undernourished pupils are being given snacks. The total expenditure incurred on the supply of milk and snacks amounted to Rs. 1,55,000.

12. **General.** Systematic Medical Inspection of Pupils in the first four Standards was undertaken and in all 12,173 Pupils (7,316 Boys and 4,857 Girls) were examined from 79 Schools. The defects detected among the children were communicated to their guardians, most of whom consented to their wards being given the requisite treatment in the Municipal Medical Institutions. Minor ailments were treated locally while major cases were directed to the larger hospitals in the City.

(b) **Gratis Use of School Premises.**—Use of Municipal Schools Premises outside School hours continued to be allowed gratis or at nominal rates to recognised Institutions for conducting Hindi and Social Education Classes.

(c) **Sharad Utsav.**—Sharad Utsav which has now become a regular annual feature of Municipal Schools was celebrated this year by the Municipal Suburban Schools at two selected Centres. All Suburban Schools were grouped localitywise and were represented at four Centres. Each function consisted of a Cultural Programme which included items of songs, dialogues and folk dances, etc., presented by the pupils of the Schools. The functions were presided over by prominent personalities, who appreciated the work done by the Pupils and Teachers in presenting the programme. Guardians of children and the public in general evinced keen interest in the Cultural Programmes.

(d) **Extra-curricular activities.**—Various activities such as running of Vacation Libraries in the Summer Vacation, celebration of the Independence and Republic Days and School Anniversaries, Excursions to places of historical importance, etc., continued as usual.

13. **Conclusion.** The Department places on record its appreciation of the valuable services rendered and co-operation given by the Officers, ministerial staff, the teachers and the inferior staff, during the year.

K. KHANDVALA,
Education Officer.

APPENDIX No. I

Municipal Suburban Schools and Pupils

Class of Schools.	No. on 31st March 1955		No. on 31st March 1956	
	Schools.	Pupils	Schools.	Pupils.
Marathi Schools	48+6 Classes	18,818	50+6 Classes	21,840
Gujarati Schools	* (1) ... 22+8 Classes	7,028	20+10 Classes	7,637
Urdu Schools	* (2) ... 16+1 Class	3,249	15+8 Classes	3,994
Hindi Schools	* (3) ... 8+5 Classes	2,602	10+4 Classes	3,056
South Indian Schools (Tamil, Telugu, Malayalam etc. Schools)	3 Classes	238	1+5 Classes	419
Sindhi Schools	2+1 Class	1,209	2+1 Class	1,122
	96+24 Classes	33,144	98+34 Classes	38,068

* (1) 3 Classes were designated as Schools previously. * (2) 1 Class was designated as School previously.
* (3) 1 School was shown in excess erroneously.

APPENDIX No. II

Statement Showing the Number of Trained, Untrained, Permanent and Temporary Ordinary Teachers According to Sides.

Class of Schools.	Trained.		Untrained.		Total.		Total No. of Teachers.
	Per- manent.	Tem- porary.	Per- manent.	Tem- porary.	Per- manent.	Tem- porary.	
Marathi School	403	103	34	4	437	107	544
Gujarati Schools	142	41	27	...	169	41	210
Urdu Schools	58	6	25	20	83	26	109
Hindi Schools	27	21	27	1	54	22	76
South Indian Schools	4	6	...	1	4	7	11
Sindhi Schools	23	5	5	...	28	5	33
Total	657	182	118	26	775	208	983

APPENDIX No. III

(1) Results of the Municipal Annual Examinations—1955-56 (Suburbs).

(2) Results of the Municipal School Pupils at the P.S.C. Examination—1955-56 (Suburbs).

Std.	Number of Pupils.			Side.	Suburbs.		
	Appeared.	Promoted	Percentage.		Appeared.	Passed.	Percentage.
I	11,802	10,231	86	Marathi	857	368	43
II	7,870	7,436	94	Gujarati	209	119	57
III	5,970	5,674	95	Urdu	37	21	57
IV	5,434	4,595	84	Hindi	78	51	65
V	2,593	2,305	88				
VI	2,043	1,719	84	Total	1,181	559	47
VII	1,345	1,122	83				
	37,057	33,082	89				

SUBURBAN GARDENS

All the suburban gardens were taken over by the Superintendent of Gardens from the Hydraulic Engineer from 1st April 1955. There are in all 10 gardens in the suburbs. In addition to this the following 2 sites were laid out into gardens. (1) Site at Bandra, T.P.S. No. IV and (2) Site at Kurla Creek, Agra Road. The total number of gardens under the control of the Superintendent of Gardens was 12 during the year under report.

Children's play-apparata were provided at the following places. (1) Garden at 10th Road, Chembur, (2) Garden at Sindhi Immigrants' Housing Society, Chembur, (3) Sir Lallubhai Park, Andheri, (4) Ishwarlal Park at Vile arle (West).

Seventy-seven Cement Concrete Mosaic benches were provided in different gardens in the Suburbs.

400 trees have been planted in the gardens and also on public roads in the suburbs during the year under report.

6 Band and 5 Orchestra programmes were arranged at two gardens and at one bandstand in the suburbs.

The work of developing the site at Sindhi Immigrants' Housing Society Little Malbar Hill, Chembur, was in progress at the end of the year.

G. S. HEGDE,
Superintendent of Gardens.

CONSERVANCY DEPARTMENT (SUBURBS)

Shri D. S. Rane held the post of Assistant Head Supervisor (Suburbs) during the year upto 4th November 1955 and retired from Municipal service on 5th November 1955. He was on leave from 21st April 1955 to 15th July 1955 when Shri S. P. Mahajan acted in his place. He was again on leave from 21st September 1955 to 4th November 1955 preparatory to retirement and Shri D. E. Wasker has been acting in his place from 21st September 1955.

In pursuance of Corporation Resolution No. 1756 of 7th March 1955 the Conservancy Branch (Suburbs) was transferred under the control of the City Engineer from the Dy. Executive Health Officer from 1st June 1955. The implementation of the Scheme of amalgamation of Sanitary and Conservancy services was consequently given up.

The Conservancy services to the Bombay Air Port, Chembur Colony and the various other Government and Military Establishments in the Suburbs were continued.

The main services of the Conservancy Branch comprised of :—

- I.—Cleansing of roads, footpaths and open channel drains.
- II.—Collection, removal and disposal of refuse.
- III.—Collection, removal and disposal of Night Soil and Cesspool contents.
- IV.—Dog licensing and Dog destruction.
- V.—Rat destruction.
- VI.—Removal and disposal of carcasses.
- VII.—Labour Welfare.
- VIII.—Veterinary Services.

I.—Cleansing of Roads, Footpaths and Open Channel Drains.

Cleansing.—The extent of roads, footpaths and drains conserved as on 1st January 1955 and the addition made during the year under report are shown in Appendix 1-2. The added roads represent those which were taken up for cleansing after being newly constructed. The average frequency with which the area was conserved is given in appendix I.

A total surface of 33,21,940 square yards was required to be swept in the Suburbs.

II.—Collection, Removal and Disposal of Refuse.

(i) *Collection of Refuse.*—House-hold refuse and sweepings from roads were collected in Municipal dust-bins placed at convenient places to facilitate temporary depositing of refuse. 687 Dust-bins as against 635 of the previous year were kept for this purpose as shown in Appendix 3. In several cases worn out dust-bins were replaced by new ones. 31 cases under Section 372(e) of the Bombay Municipal Corporation Act for indiscriminate throwing of refuse and 249 cases for urinating were filed. Number of actions taken under 368 of the Act to enforce the provision of approved type of Sanitary bins for the collection of house-hold refuse and those complied with were 83 and 75 respectively.

(ii) *Removal of refuse.*—The refuse transport consisted of 21 vehicles including 1 trailer. The details of the total quantity of refuse removed from the refuse bins and the dumping places, and the frequency of the removal of refuse are shown in Appendix 3. A majority of dust-bins were attended to once a day.

(iii) *Disposal of refuse.*—Out of 39,263 tons of refuse collected, 35,094 tons of refuse was utilised for reclamation of Municipal lands. 3,202 Tons of refuse was sold for reclaiming private lands in the different Wards. The details are shown in Appendix 4.

III.—Collection, Removal and Disposal of Night Soil.

Collection and Removal.—The particulars of privies on basket system are given in Appendix 5. In H Ward Bandra due to laying of sewers 931 privies were either converted into water-closets or were demolished.

Public Sanitary Conveniences.—The location and type of public sanitary conveniences and Commodes in each Ward as they existed on 31st December 1955 are detailed in Appendix 6. During the year (1) 3 additional seats of water-closets and a block of urinals were constructed at the public sanitary conveniences at the Madhavrao Sawant Road in H Ward and (2) a block of aqua privies consisting of 9 seats and a block of urinals were constructed at the Town Market Bandra by demolishing the old privy block which had outlived its usefulness. The major number of commodes were in Bandra Ward. 10,190 Gallons of night soil were collected daily from the latrines and 36,41,100 gallons of night soil were required to be removed during the year. The open plots and fields fouled by the public, were also cleansed of excreta by vacant ground cleaners.

(ii) *Cesspool Clearance.*—The number of cesspools existing during the year and their capacity and the amount of contents removed is shown in Appendix 7. All possible efforts were made to expedite the work of clearance of cesspools.

Transport used for the removal of night soil and that for the removal of cesspool contents was interchanged according to exigencies. The total transport for the removal of night soil and the cesspool contents was as under :—

- 2 Bullock carts of 150 gallons capacity each.
- 66 Trailers of 250 gallons each.

27 Manually loading cesspool lorries.

26 Emptiers, mechanical loading type of 700 gallons capacity.

15 Jeeps and Pick ups for towing night soil trailers.

(iii) *Disposal of night soil and cesspool contents.*—The night soil and cesspool contents were continued to be disposed of at Depots, discharging into the creeks at various points, except for a small quantity used for composting at Ghatkopar during the dry season.

The depots appointed for the purpose are :—

(1) *Bandra Creek*.—Bundrwadi Night Soil Depot.

(2) *Versova Creek*.—Oshivra Night Soil Depot.

(3) *Sion Creek*.—Sion Night Soil Depot.

(4) *Ghatkopar Creek*.—Ghatkopar Night Soil Depot.

In pursuance of the policy to improve the methods of disposal of excrementitious matter, night soil depots with hoppers are being constructed at the new purification works situated at (1) Andheri Versova Road (2) Ghatkopar and (3) Khar.

(iv) Special services on payment were continued as under :—

(a) Internal cleansing of privies.

(b) Cleansing of commodes.

(c) Cleansing and removal of contents of septic tanks and privies erected at temporary camps, fairs etc.

IV.—Dog Licensing and Dog Destruction.

The work consisted of the following :—

(a) Licensing of dogs.

(b) Catching and destroying ownerless and stray dogs.

During the year 2,087 licences were issued and 2,799 dogs were caught and sent to Lethal Chambers, Mahalaxmi. The dog van was used for transporting the dogs to Mahalaxmi and was spared once every week to the City Section. Rewards are paid to Dog catchers if they catch more dogs than the number prescribed.

V.—Rat Destruction.

The staff of 17 scavengers appointed for rat catching work attended to rat pest complaints only. The total number of rats caught was 32,119 (32,066 alive and 53 dead) during the year as per details shown in Appendix 8.

As there was a suspected case of plague in the month of October 1955 in Pond Gaathan (K Ward) elaborate precautions were taken and an intensive anti-rat campaign was carried out.

VI.—Removal and Disposal of Carcasses.

The right of removing and disposing of carcasses for H Ward including Bandra Slaughter House, K Ward (excluding 4 villages, viz., Vile-Parle, Bandivli, Mogra and Andheri), M Ward and N Ward was given to Shri D. S. Kurlawala. The Madhvis operated in Vile-Parle, Bandivli, Mogra, Andheri, Kole-Kalyan, Kurla and Asalpe.

The suits filed by the Madhvis against the Corporation in the City Civil Court to establish their right were not decided during the year.

The total number of carcasses removed was 18,789—2,811 big animals and 15,978 small animals. Of these, the contractors removed 1,763 big animals and 10,213 small animals and the rest were brought by private agencies, to the Municipal Disposal Grounds at Navapada and Oshivra. The Municipality had to remove 18 big animals and 37 small animals. The details wardwise are shown in Appendix 9.

In view of the bona fide complaints from the public about nuisance from the disposal of carcasses and the skinning operations which were being carried out at the grounds at the Navapada (Bandra) and the Oshivra Night Soil Depot (K Ward), the use of these grounds for the above purposes was discontinued from 15th November 1955. The only place now available for these purposes is the Skinning Ground at Deonar (M Ward).

VII.—Labour Welfare.

(a) *Housing accommodation for the labour staff.*—The newly constructed Conservancy Staff Quarters at Chembur consisting of 34 tenements and at Juhu consisting of 36 tenements were allotted to the staff. Staff quarters under construction at Kurla are nearing completion. Proposals regarding similar staff quarters at Ghatkopar, Versova and Bhandup are under consideration. Electricity was provided at the Conservancy staff quarters at Vile Parle, Chembur and Juhu. The question of providing electricity in the other existing chawls has also been taken up.

(b) *Co-operative Credit Society.*—Facilities of Co-operative Credit Society existed and the staff who were the members of the Society took advantage of the same.

(c) *Welfare Centre.*—New Welfare Centres were opened at Cheribur and Juhu.

Items of Income.

The income earned through the Conservancy Branch during the year under report through different sources is given below :—

	Rs.	as.	ps.
(1) Conservancy Special Service	29,605	4	3
(2) Sale of rights in respect of carcasses and lease of lands for cultivation	13,962	4	9
(3) Sale of drain water, manure and other minor receipts	15,062	9	11
(4) Removal of carcasses, sale of refuse, etc., fees	22,426	13	0
(5) Rent of buildings and lands	2,621	13	0
(6) Veterinary Dispensary Fees	2,123	10	0
(7) Tax on Dogs	10,995	0	0
Total	96,797	6	11

VIII.—Veterinary Dispensary at Khar

This dispensary was taken over by the Corporation from the Ex-Bandra Municipality to whom the building was donated by Seth Shri Dayabhai Amarshi in memory of his daughter Bai Nandubai in the year 1934 for treating dumb animals.

The cattle immunization work which was being done by the two Government Veterinary Surgeons working at the Dispensary till March 1952 was transferred to the Government Veterinary staff working under the District Veterinary Officers at the Veterinary Post Jogeshwari to which stable owners from the Suburbs are directed to get their animals inoculated against Rinderpest, Haemorrhagic Septicaemia, etc. The junior Veterinary Inspector, who is in charge of the Dispensary and the Municipal Bullock Stable at Khar carried out the inspection of the milch cattle stables in H Ward (Bandra).

The number of animals treated and inoculations done during the year 1955 and the revenue realised during the year 1955-56 (period April 1955 to March 1956) are given in Appendix 10.

D. E. WASKER,
Ag. Asstt. Head Supervisor, (Suburbs).

APPENDIX 1

Extent of roads, footpaths and open spaces and periodicity of their sweepings.

Wards	Twice daily	Once daily	Twice a week	Once a week	Occasionally	Total
	Sq. yds.	Sq. yds.	Sq. yds.	Sq. yds.	Sq. yds.	Sq. yds.
H	30,357	5,14,947	...	6,26,586	...	11,71,890
K	1,41,341	10,55,846	...	16,967	3,40,146	15,64,300
L	4,864	47,754	1,19,978	32,247	61,227	2,66,070
M	...	13,465	...	44,608	19,120	77,193
N	77,235	75,272	8,454	27,682	53,844	2,42,487
Total	2,53,797	17,07,284	1,28,432	7,48,090	4,74,337	33,21,940

APPENDIX 2

Extent of drains by Wards swept by the Conservancy Branch.

Wards	House Drains		Road side sullage drains	Road side open Storm water drains used as sullage drains including nallals.	
	Miles	Yards		Miles	Yards
H	40	295
K	8	1,557
L	25	1,250	...	11	1,254
M	...	2,758	...	3	270
N	14	397	...	11	504
Total	90	977	...	26	268

APPENDIX 3

The number of authorised (Municipal refuse bins) and unauthorised (open spaces) dumping place in each Ward.

Wards	Number of Municipal refuse bins	Number of unauthorised dumping places existing	The periodicity of attendance		
			Once daily	Alternate Day	Bi-Weekly
H	218	10	160	68	...
K	240	20	245	15	...
L	87	8	87
M	76	20	38	10	48
N	66	8	29	37	8
Total	687	66	559	130	56

APPENDIX 4

Statement showing the disposal of Refuse by different Methods.

Wards	Reclamation of Municipal lands	Reclamation of private lands	Incineration	Trenching
	Tons	Tons	Tons	Tons
H	10,449	300
K	8,490
L	6,463	1,662
M	5,137	640	127	...
N	4,555	600	775	65
Total	35,094	3,202	902	65

APPENDIX 5

Particulars of Basket Privies in each Ward.

Wards	No. of Basket privies as on 1-1-1955	No. of Basket privies added during the year	No. of Basket privies demolished or converted during the year	Total No. of privies on 31-12-1955
H	3,294	...	931	2,363
K	4,366	10	20	4,356
L	2,737	2	...	2,739
M	929	...	2	927
N	2,393	...	2	2,391
Total	13,719	12	955	12,776

APPENDIX 6

Public Sanitary Conveniences in each Ward as on 31st December 1955.

Wards	Water closets		No. of aqua privies		No. of basket privies		Urinals		Com-modes
	Blocks	Seats	Blocks	Seats	Blocks	Seats	Blocks	Stalls	
H	3	16	1	9	3	14	2	7	101
K	6	46	20
L	3	18	14	70	3	9	1
M
N	3	10	8
Total	3	16	10	73	17	84	8	26	130

APPENDIX 7

The number of cesspools and their capacity ward wise.

Wards	No. of cesspools as on 1-1-1955	Number added during the year	Number demolished or discontinued during the year	Total	Capacity in Gallons.	Amount of Cesspools contents, etc. during the year.
H	1,093	...	140	953	2,74,351	57,31,150
K	1,957	5	10	1,952	7,37,632	75,48,250
L	923	1	...	924	3,99,172	59,36,400
M	263	...	1	262	87,210	5,92,900
N	740	...	1	739	2,73,800	49,11,400
Total	4,976	6	152	4,830	17,72,165	2,47,20,100

APPENDIX 8

Anti-Rat work during 1955.

Wards	No. of rats caught alive	No. of dead rats collected	No. of complaints received and attended to
H	8,018	...	562
K	4,705	21	255
L	8,728	32	262
M	4,609	...	120
N	6,006	...	230
Total	32,066	53	1,429

APPENDIX 9

The number of carcasses removed by Municipal Agency and the number of carcasses disposed of at the disposal ground.

Wards	Animals removed by Municipal Agency		Total number of carcasses brought to the disposal ground by the Contractors and by the private agency	
	Big	Small	Big	Small
H	3	7	1,501	10,095
K	15	...	1,310	5,883
L	...	14
M	...	16
N
Total	18	37	2,811	15,978

APPENDIX 10

Veterinary Service.

Year	Period	No. of animal cases treated	Inoculations done	Fees collected during 1st April to 31st March
				Rs. as. ps.
1953	January to December	3,970	...	1,458 9 0
1954	Do.	3,942	...	1,506 2 0
1955	Do.	4,774	...	2,023 10 0

PART II
C O N T E N T S
(SUBURBS)

	PAGES
(1) Summary of the vital statistics	... i
(2) Review of the year	... 1
(3) Vital Statistics	... 1
(4) Control of communicable diseases	... 2
(5) Sanitary conditions in the merged areas	... 2
(6) Licenseable Trades	... 2
(7) Laboratory work	... 2 & 3
(8) Health Publicity and Propaganda	... 3
(9) Insecticide Services	... 3 & 4
(10) Vaccination	... 4
(11) Supply of Milk to the undernourished children attending Municipal Schools in the Suburbs	5
(a) Milk Feeds on Sundays	... 5
(12) Medical Relief—	... 6
Hospitals (Table 47)	... 36
Maternity Services (Table 48)	... 37
Dispensaries	... 6
(13) General Review	... 6
(14) Tables Nos. 1 to 46 relating to the vital statistics, sanitation and Medical Relief	... 7—36

PART II
SUMMARY OF VITAL STATISTICS
FOR THE YEAR 1955

(1) Area of Suburbs	...	67.81 square miles (43,398.40 acres)
(2) Density of population per acre	...	11.75
(3) Population	{	
	Census of 1951	5,10,250
	Mid-year estimated for 1955	6,42,402
(4) Total live births registered	...	20,335
(5) Birth rate per 1,000 of population	{	
	Census of 1951	39.9
	Mid-year estimated for 1955	31.65
(6) Total deaths registered	...	5,932
(7) Death rate per 1,000 of population	{	
	Census of 1951	11.6
	Mid-year estimated for 1955	9.23
(8) Total deaths among infants (under 1 year)	...	1,753
(9) Infant deaths per 1,000 live births	...	86.2
(10) Maternal Deaths	...	21
(11) Maternal Death Rate per 1,000 of births (including still births) 21,035	...	0.04
(12) Maternal Death Rate per 1000 of live births 20,335	...	1.03
(13) Still Births	..	700
(14) Plague-Deaths	...	Nil.
(15) Cholera-Deaths	---	Nil.
(16) Small-pox—		
(a) Deaths	...	5
(b) Death rate (per 1000 of population)	---	0.0
(17) Influenza—		
(a) Deaths	...	1
(b) Death rate (per 1000 of population)	---	0.0
(18) Tuberculosis—		
(a) Deaths	---	252
(b) Death rate (per 1000 of population)	---	0.5

ANNUAL REPORT OF THE DEPUTY EXECUTIVE HEALTH OFFICER SUBURBS FOR 1955

Preliminary.—Dr. G. N. Kowshik, M.B., B.S., B.Hy., D.P.H., the Deputy Executive Health Officer, continued to be in charge of the Suburban Health Services throughout the year.

Review of the year.—Sanitary supervision in the entire Suburban merged area comprising of 30 Sections was maintained with a view to improving sanitation. The following measures were adopted for improving the sanitary condition of the Suburbs :—

- (1) Inspection and supervision of premises and their environments with a view to rectification of sanitary defects through the enforcement of sanitary regulations on owners and occupiers.
- (2) Sanitary control over licensable trades.
- (3) Enforcing food-sanitation, detection of adulteration of food, destruction of unwholesome food, and
- (4) Pest control.

Under Corporation Resolution No. 1758, dated the 7th March 1955 the Conservancy Branch in the City and the Suburbs was transferred under C. E. from 1st May 1955 and the scheme for the amalgamation of Sanitary and Conservancy Branches in the Suburbs vide Corporation Resolution No. 452, dated the 6th August 1953 was considered as abandoned. In view of this position, the staff set-up in the combined Unit was bifurcated and the working in the Central Office as well as in the Ward Offices was suitably reorganized.

Outstanding activities of the year. "Health and Cleansing Weeks" were arranged with the help of the local Social Organizations throughout the year. Localities were selected in turns for intensive cleansing and rectification of sanitary defects noticed in the residential premises. T.A.B. inoculations and vaccinations against small pox were done. Health education of the residents of these localities was carried out by exhibiting films on health and sanitation. Food sanitation was also enforced. These campaigns have brought about appreciable improvement in the localities served.

MILK-IN-SCHOOL SCHEME

A provision of Rs. 3,00,000 was made to meet the cost of the Scheme in the Suburbs. Out of the 15,911 children detected undernourished only 8,880 children could be included in the Scheme. Each child was given 8 ozs. of toned pasteurised milk per day. Snacks in the form of "Chikki" or fruits (Chiku or Oranges) were also given to these children from 24th August 1955 on working days of the schools to supplement the milk diet. The remaining school children could not be included in the scheme because the required quota of milk was not available from the Milk Commissioner. Only snacks (chikki) were, therefore, given to 1,110 additional children from 18th October 1955 where milk scheme was already in force. Besides a scheme of free distribution of milk on sundays to children under 12 years was started from 18th September 1955, at 21 centres in the Suburbs and about 5,000 children were receiving the benefit of it.

Area and Population.—The total area of the Suburbs included in Greater Bombay is about 43,398 acres or 67.81 square miles. The population as enumerated in the Census of 1951 was 5,10,250 and the mid-year estimated population for 1955 was 6,42,402.

Density of Population.—The mean density of population at present is 14,80 per acre.

Meteorology.—Meteorological data is given in Table 9.

Rainfall.—The total rainfall recorded at Santacruz Observatory was 95.25 inches as against 137.84 inches in the previous year. The wettest month of the year was August 1955 with 39.59 inches of rain as against 49.89 inches in the month of July 1954.

VITAL—STATISTICS

Births and Deaths.—20,335 live births (10,368 males and 9,967 females) were registered during the year as against 18,571 in 1954, showing an increase of 1,764. Total deaths registered were 5,932 as against 6,145 in 1954, showing a decrease of 213. Birth Rate was 39.9 and the Death Rate was 11.6 per 1,000 population, giving a natural increase of 28.3 per 1,000. Part of the increase in registered births was presumably due to more complete registration.

Registration of live births by months in 1954 and 1955 is given in Table 1.

Still births reported during the year were 700 or 3.4 per cent of live births.

Mortality by Sexes.—Of the total 5,932 registered deaths in the year, 3,128 were males and 2,804 were females.

Mortality by causes.—Vide Table 35.

Mortality by months.—Vide Table 2 with corresponding figures for 1954.

Copies of Birth and Death Registry issued.—Figures of copies of birth and death registry pertaining to the Suburban population issued during the year under report are as under :—

	Birth Certificates	Death Certificates
City Head Office	...	154
Suburban Offices (Prior to January 1951)	...	209
		779
		56

Infant Mortality.—Total deaths among infants under one year numbered 1,753. The infant mortality rate was 86.2 per 1,000 live births for the year 1955 as against 88.7 for 1954. Classification of infant mortality for the year by principal causes and ages is given in Table 4.

Cemeteries.—The cemeteries have not been registered as provided under Section 435, as full particulars pertaining to them were still not available. The question of providing certain essential amenities at some of the cemeteries was taken up.

CONTROL OF COMMUNICABLE DISEASES

(a) **Notification.**—Notification of infectious diseases by Medical Practitioners was seen to have improved.

(b) **Plague.**—No plague case was reported, but measures for rat destruction were continued.

(c) **Small pox.**—Small-pox caused 18 attacks and 5 deaths. The incidence of this disease was much below the expected cyclical level.

The number of primary vaccinations and revaccinations was 24,474 and 55,153 as against 24,433 and 1,75,257 respectively in the previous year. Details of Vaccination Service are given under the head 'Vaccination.'

(d) **Cholera** was absent.

(e) **Influenza** was recorded as the cause of one death only.

(f) **Enteric Fever.**—490 cases and 49 deaths were reported from this disease as against 397 and 42 respectively in the previous year. Inoculations against typhoid were performed by the Medical Staff as well as by the Private Medical Practitioners to whom T. A. B. Vaccine was supplied free of charge for free inoculations.

(g) **Poliomyelitis.**—No case of Poliomyelitis was reported.

(h) **Diphtheria.**—444 cases and 43 deaths were reported.

(i) **Cerebro Spinal Meningitis.**—No case was reported.

(j) **Malaria.**—Malaria was registered as the cause of 4 deaths. Out of 548 Blood Smears taken by the Medical Officers in charge of the Municipal Dispensaries, and examined at the Municipal Laboratory none was found positive. Anti-mosquito measures were carried out in all the Wards by the Insecticide Branch as per details given in a separate section of the report.

(k) **Dysentery.**—There were 29 deaths from Dysentery.

(l) **Tuberculosis.**—Tuberculosis took a toll of 252 lives and the death rate was 0.5 per thousand of the population.

OTHER PRINCIPAL DISEASES

(m) There were 108 deaths from the diseases of respiratory system, 31 from Bronchitis, 229 from diarrhoea, 1,203 from Pneumonia, 456 from congenital debility and 743 senile debility.

(n) **Venereal Diseases.**—The cases reported at the Medical Institutions in the Suburbs were directed to the Venereal Diseases Clinic at 254, Bellasis Road, Bombay.

(o) The Acworth Leprosy Home at Matunga and Leprosy Home at Trombay were taken advantage of for the control of this disease. One Lady Health Visitor for follow up work in Leprosy control in the merged area has been working since July 1951 under the guidance of the Superintendent, Acworth Leprosy Home Matunga. The record of field work done by the Health Visitor is given in Table 11.

Disinfection.—Terminal disinfection of houses was carried out and concurrent disinfection was advised wherever cases of infectious diseases were known to have occurred.

SANITATION

Improvement in sanitation comprised of attention to :—

(a) Premises Sanitation and (b) Food Sanitation.

(a) Premises sanitation included inspection of premises and their environments, taking measures to remedy the detected defects, ensuring provision of adequate sanitary conveniences and control over licensable trades, etc.

SANITARY CONDITIONS IN THE MERGED AREAS

The sanitary conditions in the merged Suburban areas has improved in several aspects.

Sanitary control of premises.—Sanitary requisitions were enforced with regard to legitimate grievances and complaints (*vide* Tables 10 and 13).

Licensable Trades.—Licenses were issued to all such trades as were found conducted in the Municipal limits with a view to enforcing on them the minimum of hygienic and sanitary requirements. Such enforcements necessitated statutory actions and prosecutions in several instances.

(b) **Food Sanitation.**—This included supervision and control through licensing of food shops and establishments, inspection of food stuffs exposed for sale and seizure and destruction of food found unwholesome or unfit for human consumption *vide* table 14).

As the Bombay Prevention of Adulteration Act 1925 was repealed and the new Prevention of Food Adulteration Act 1954 could not be enforced due to certain technical difficulties, the sampling of food-stuffs, was not done. Special attention was, however, paid to sampling of milk under the Bombay Municipal Corporation Act. Some cases pending in the Courts under the Bombay Prevention of Adulteration Act were, however decided under the relevant Sections of the Prevention of Food Adulteration Act. (*vide* Table 13 column III).

LABORATORY WORK

The total number of samples examined during the year was 3,865 as against 2,531 in the previous year. Of these, 1,861 samples were examined chemically and 2,004 bacteriologically.

The examination of samples of milk from the Government Milk Distribution Centres all over Greater Bombay was continued during the year and 80 milk samples were examined from different Milk Centres in the Suburbs.

CHEMICAL

Food Stuff.—1,333 samples of Food-stuffs were examined *vide* Table 12.

Water.—108 samples of water were examined as shown below :—

87 from Wells.

21 from other sources.

Of these, 68 well water samples were found to be unfit for potable purposes.

Urine.—393 samples of Urine were examined chemically.

Miscellaneous.—27 samples of Chemicals were examined.

BACTERIOLOGICAL AND CLINICAL

2,004 samples were examined bacteriologically including 548 Blood smears for the detection of Malaria parasites.

Water.—27 samples of water were examined as under :—

5 from Wells and
22 from other sources.
—
27
—

Of these, 4 well-water samples and 9 samples collected from other sources were found to be unfit for potable purposes.

Samples for Diagnostic Purposes.—1,977 samples were examined for diagnostic purposes as under :—

Blood for Malaria parasites	548
Blood for Differential Count	221
Blood for Other Tests (RBC, WBC)	303
Sputum for T. B.	34
Sputum for Other Tests	38
	(4 positive)
Throat Swabs from Diphtheria contacts	660
	(6 positive)
Smears for Gonococci	14
	(3 positive)
Stools for General Examination	154
	(61 positive)
Semen	5
	—
	1,977

HEALTH PROPAGANDA AND PUBLICITY IN THE SUBURBS

Main Activities.—The propaganda section organised, during the year under review, 30 health education film shows in different parts of the Suburbs when documentaries relating to prevention of communicable diseases, like, Smallpox, Typhoid and other aspects of public health were screened. Over 2,4000 persons viewed these documentaries. As an additional step towards intensifying the preventive drive against smallpox and typhoid, 70 mass-vaccination and 40 mass-anti-typhoid inoculation campaigns were arranged with the help of the propaganda van. Nearly 12,000 persons accepted vaccination (including re-vaccination) and 5,000 persons were given anti-typhoid inoculations on the spots. Instructions regarding other preventive measures were also broadcast through the microphone during these campaigns.

ADDITIONAL VISUAL HEALTH PUBLICITY

Health education and propaganda were carried out all throughout the year through the media of pictorial posters and folders on various aspects of public health by distributing and displaying them through welfare organisations.

Slides stressing the importance of preventive measures against some of the main communicable diseases were released and displayed in the principal cinema houses in the Suburbs.

CLEANSING CAMPAIGNS

With a view to keeping alive the interest and enthusiasm with regard to Health and Cleanliness Weeks, intensive cleansing campaigns were continued weekly in all the Suburban Wards in turn in which Municipal services and voluntary effort were co-ordinated and pressed in to service with appreciable results. The number of such campaigns was 28. The citizens were exhorted to form Building or Chawl Committees and to maintain environmental sanitation.

In order to facilitate consistent and uninterrupted health propaganda and publicity in the Suburb, a Health Publicity Van will soon be put into commission exclusively in the Suburbs.

INSECTICIDE BRANCH

The insecticidal activities, as in 1954, were concentrated on (a) Malaria control in 33 villages by residual spraying of all hutments, (b) Fly control through suitable insecticidal treatments, and (c) Control of culcines.

The malaria vector species *A. fluttiatilis* is found to have diminished even in the distant villages of Dattara, Wanjanpada, Banvila and Boungoda. These inaccessible villages situated at the foot hills of Vikhroli, Pawri and Bhandup were thoroughly sprayed and closely watched during the year.

Dr. Fred L. Soper, Director of World Health Organization for Yellow fever control visited Bombay during December 1954. Aedes control in and around the Air Port is systematically organised and closely followed.

Control of flies showing resistance to D. D. T. and B. H. C. has been effectively achieved by the use of D.azinox. Flies have not so far shown resistance against this insecticide.

Some Special Features Confronting Control of Culex.—Drainage problems have arisen during the rapid development of the Suburban areas, on lands having a high water table like the Sindhi immigrant Society at Chembur and Kherwadi and Santacruz.

2. Premises previously having a limited source of water supply from wells have been provided with new Municipal water connections and the additional water supply naturally adds to the difficulties of disposing of the enhanced sillage and the consequent multiplication of the potential breeding places of mosquitoes.

3. A great deal of mosquito breeding in places like Bandra, Kherwadi, Brähmanwadi and Chembur is the result of excessive and uncontrolled use of waste-water irrigation by grass cultivators from open drains before they discharge into the creek.

The mosquito control work in these situations requires active co-operation of other departments, which is constantly availed of. Faulty design of old drainage structures offers breeding places for mosquitoes to control which many man-hours and considerable quantities of costly insecticides are required to be expended. With the progress of road construction and improvements in drainage associated with it, the problem is being gradually simplified, and in some instances, radically solved.

VACCINATION

All the 26 Vaccination Stations continued working during the year.

As usual stocks of vaccine lymph brought from the Central Vaccine Depot, Parel, were stored in the Local Depots for speedy distribution to the suburban staff during vaccination work. Arrangement to sell vaccine lymph to Private Medical Practitioners has been made from 1st January 1955 at the Central Suburban Municipal Offices, Waterfiled Road, Bandra.

The incidence of small-pox was the lowest during the year under report; a few sporadic cases occurred during the usual seasons. However, precautionary measures such as temporary stations for mass vaccination campaigns amongst labour localities and vagrant camps, with the help of the propaganda van were continued throughout the year in the Suburbs. Vaccination was done in certain institutions on request and also in the Municipal Schools during the year.

The following table shows the attacks and deaths from Small-pox in the Suburbs since the merger:—

Small-Pox (A = Attacks D = Deaths) in years:—

1951		1952		1953		1954		1955	
A	D	A	D	A	D	A	D	A	D
302	66	54	14	49	14	53 (5 imported)	12	18 (3 imported)	5

Inspection of Results

(I) The results of primary vaccinations were checked by vaccinators. They were re-checked by the Senior Vaccinator (Suburbs) in 2,618 cases.

The rate of successful vaccination was 94.23 per cent.

(II) On checking the vaccinators' work in a number of cases that visited the stations for showing result on the 8th day after vaccination, the results were found satisfactory. Such inspections also ensured that the vaccine lymph used was consistently of good potency excepting a few batch Numbers.

(III) The results of re-vaccination were checked only in the cases of those who called again to obtain certificates in International Form.

Postponement of Primary Vaccination

During the year under review, primary vaccination was postponed in only 13 cases in which valid certificates were received.

Prosecutions.

No prosecutions were launched for failure either to bring infants for vaccination or to present them for inspection seven days after the operations.

III Effects from Vaccination

No serious ill-effects due to vaccinations were observed or reported during the year.

SCHOOL HEALTH SERVICE

The School Health Service in respect of the Municipal Primary Schools in the Suburbs was started from 3rd March 1955 with the staff of two Assistant Medical Officers, two Assistant Clerks and two Peons. The service covered all the pupils in Standards I to IV and V to VII numbering 33,140 and 12,452 respectively in about 135 Schools and Classes. Systematic Medical Inspection of the pupils in the first four standard was under taken during the year and in all 12,173 pupils (7,316 boys and 4,857 girls) were examined from 79 Schools, out of whom 9,702 Pupils (5,845 boys and 3,857 girls) were found to have one or

more physical defects. Amongst the defects detected, General Debility, Enlarged Glands and defects of Teeth, Mouth and Throat predominated, which can be seen from the following table:—

Percentages of physical defects to the total defects (21,941) detected were as under:—

	Percentage
(1) General debility	74.11
(2) Auro-Dental (Mouth and Teeth)	37.90
(3) Throat	46.73
(4) Skin (contagious)	1.59
(5) Enlarged Glands	21.83
(6) Eye (external)	3.79
(7) Eye (vision)	1.35
(8) Heart (circulation)	0.8
(9) Nose	3.50
(10) Lungs and T. B.	0.15
(11) Other diseases	3.20
(12) Nervous system	} Not tested
(13) Mental capacity	
(14) Ear	
(15) Spleen	0.31
(16) Deformities of bones and Rickets	0.30
	0.41

The detected defects were communicated to the guardians of the children and most of them consented to their wards being given the required treatment at the Municipal Medical Institutions. Minor ailments among the children were treated at the nearest Municipal Dispensaries in the Suburbs as well as at the Bhabha Hospitals, Bandra and Kurla, while cases with major ailments were directed to the larger Hospitals in the City. The two Assistant Medical Officers contacted 154 parents in the Schools and explained to them the necessity of medical treatment to their children.

All the Municipal Primary Schools in the Suburbs were supplied with the emergency out-fit including medicaments to treat scabies, ringworm, etc.

Health Education and Follow up work.—74 Health Talks on Hygiene including personal hygiene were given to children in the schools by the two Assistant Medical Officers in order to inculcate healthy habits in them.

School premises were inspected by the two Assistant Medical Officers and the defects noted by them were reported to the Municipal Departments concerned for necessary action.

At the sports, mass-drills, etc., meetings organised by the Education Department at different places in the Suburbs, viz., Chembur, Vile-Parle, etc., the School Medical Officers were in attendance to render 'First Aid' to the injured participants.

It has not yet been possible to provide facilities for a regular School Clinic in the Suburbs. The School Clinic attached to the K. E. M. Hospital is not in a position to take up the additional work in respect of Suburban Municipal Schools and hence starting a School Clinic (facilities) at the St. Geneal Hospital, the nearest fully equipped Municipal Hospital, is under consideration.

Municipal transport facility for pupils to attend the School Clinic is soon to be provided. Two school buses—one for the Eastern side and the other for the Western side of the Suburban areas will be put into commission.

Milk and Snaks in Schools to the undernourished children.—The Milk-in-Schools Scheme which was extended to the Suburban Municipal Schools since 15th July 1953, was continued during the year and in all 8,880 undernourished children from 68 Municipal Schools received 8 ozs. of toned pateurised milk each on every school working day. After the Summer Vacation of 1955, restarting of the milk scheme had to be delayed till the 24th August 1955 on account of unfavourable milk supply position. The consequent likely savings in the budget provision of Rs. 3,00,000 was utilised to supplement the milk feed with snacks.

Snacks.—Supplementing the milk-feed with snacks was introduced with effect from 24th August 1955. Snacks in the form of either chikki (toffee) or fruits (chikku or oranges) of standard quality were given along with milk feeds to 8,880 undernourished children. Each pupil was given 1 oz. of chikki, made of groundnut or til seed, gram and jaggery, hygienically prepared and wrapped in clean white butter paper for 4 days in a week while fruits (chikku or oranges) were given on the remaining two days. Additional quota of milk being not available from Government, the snacks feed only was extended to additional 1,110 pupils from 18th October 1955 at the same schools which were included in the milk scheme. The scheme was worked out and implemented smoothly ever since its inception. The physique of the pupils who are given milk feed and snacks is kept under observation.

Milk feeds on Sundays.—The scheme for the free supply of milk on Sundays to children under 12 years of age sanctioned by the Corporation under their Resolution No. 182 of 14th July 1955 was put into operation from 18th September 1955. Under this scheme, 8 ozs. of milk was given on Sundays only to any child under 12 years of age coming to and drinking it at the distribution centres in poorer localities between 8 A.M. and 10 A.M. in the presence of the Supervisors appointed for the purpose. These distribution centres were supervised by the four Medical Officers of Health of the respective Wards and the two Assistant Medical Officers of Schools under the direction of the Deputy Executive Health Officer. To begin with, at five centres chosen for the purpose, 1,620 children were given the milk-feed and the number of children served with milk was gradually increased to 7,830 at 21 centres.

The total expenditure incurred during the year on the supply of milk and snacks amounted to about Rs. 1,64,000 as detailed below:—

(i) Milk to undernourished school children	20,000
(ii) Snacks to undernourished children	... 35,000
(iii) Sunday Milk Scheme	... 9,000
	Total amount 1,64,000

MEDICAL RELIEF.

The Municipal Institutions rendering Medical Relief in the merged Suburban area during the year under report were as follows:—

- (1) Khershedji Behramji Bhabha Hospital and Sir Cawasji Jehangir Readymoney Dispensary, Bandra. ✕
- (2) Municipal Free Dispensary at Kherwadi, Khar (East). ✓
- (3) Yeshodabai Monji Vora Dispensary, Vile Parle. ✓
- (4) N. J. Wadia Dispensary, Andheri. ✓
- (5) Municipal Free Dispensary at Sequatters' Colony, Jogeshwari. ✓
- (6) Municipal Free Dispensary at Khoja Gulli, Versova. ✓
- (7) Khan Bahadur H. K. Bhabha Hospital and Bai Mithibai Hormusji Wadia Main Dispensary, Kurla.
- (8) Bai Mithibai Hormusji Wadia Branch Dispensary, Old Kurla. ✓
- (9) Seth Dwarkadas Tribhuwandas J. P. Municipal Dispensary and Maternity Home, Chembur.
- (10) Municipal Free Dispensary and Shambai Vithaldas Khimji Municipal Maternity Home, Rajawadi, Ghatkopar.
- (11) Municipal Free Dispensary, Bhandup. ✓
- (12) Two Mobile Dispensaries of the Peoples' Mobile Hospitals. ✕

One Municipal Mobile Dispensary has been started from 8th August 1955 at Rajawadi, Ghatkopar, for rendering Medical Relief in those villages, which are not served by the hired Mobile Dispensary Units of the Peoples Mobile Hospitals.

To meet the growing demand on these mobile dispensaries the question of providing more dispensaries at convenient sites is under consideration. Proposals to construct a twenty bedded Maternity Home in the compound of the N. J. Wadia Dispensary, Andheri and fifty bedded General Hospital at Rajawadi, Ghatkopar have been sanctioned and the construction of buildings of these two units will be started soon.

A new Municipal Maternity Home in the compound of the N. J. Wadia Dispensary, Ghodbunder Road, Andheri is proposed to be started shortly.

DISPENSARIES.

In addition to the two dispensaries attached to the above two Hospitals at Bandra and Kurla, there are nine Municipal Free Dispensaries, viz., at Andheri, Vile Parle, Old Kurla, Chembur, Bhandup, Jogeshwari, Versova, Rajawadi and Kherwadi respectively.

Table 7 shows the cases treated at the Municipal Free Dispensaries during the year under report.

Medical relief is also rendered in the villages in the Suburban merged areas through two mobile dispensary units of the Peoples' Mobile Hospitals, one serving the Western side and the other the Eastern side, according to a planned programme. A Municipal Mobile Dispensary has been started from 8th August 1955 to serve the villages, which are not being served by the two hired Mobile Dispensaries of the Peoples' Mobile Hospitals.

GENERAL REVIEW.

The greater portion of the Suburbs is undrained and unsewered. A good many premises have either inadequate, or objectionable or inefficient sanitary conveniences and some have none at all. Statutory actions were, therefore, taken wherever possible to enforce provision of appropriate and adequate sanitary accommodation.

Sanitary conditions in the numerous villages, 'Gaathan' and outlying habitations have been far from satisfactory, but the intensive cleansing campaigns as well as the village improvement schemes have improved conditions in several of them. Nothing short of slum-clearance schemes will improve materially the sanitation of such areas. All other available measures and expedients are, however, being adopted in order to remove insanitary conditions in the Suburbs.

G. N. KOWSHIK,
Deputy Executive Health Officer.

TABLE 1A

Infant Deaths from principal causes in 1954 and 1955

Period.	MONTHS.												Total.
	Jan.	Feb.	March.	April.	May.	June.	July.	Aug.	Sept.	Oct.	Nov.	Dec.	
(1)	(2)	(3)	(4)	(5)	(6)	(7)	(8)	(9)	(10)	(11)	(12)	(13)	(14)
1954	1,341	1,185	1,251	1,217	1,363	1,291	1,466	1,512	1,796	1,801	2,003	2,345	18,571
1955	1,468	1,268	1,456	1,351	1,472	1,498	1,673	1,743	1,877	2,047	1,891	2,591	20,335

TABLE 2

DEATHS BY MONTHS—1954 AND 1955

Period.	MONTHS.												Total.
	Jan.	Feb.	March.	April.	May.	June.	July.	Aug.	Sept.	Oct.	Nov.	Dec.	
(1)	(2)	(3)	(4)	(5)	(6)	(7)	(8)	(9)	(10)	(11)	(12)	(13)	(14)
1954	467	457	514	504	519	516	628	632	512	430	512	454	6,145
1955	443	420	459	454	483	471	569	566	527	542	478	520	5,932

TABLE 3

Municipal Maternity Homes

The accommodation and the admission in each home during 1955

Name of the Maternity Home	No. of cases admitted	No. of Beds.
(1) K. B. Bhabha Hospital Bandra	2,509	30
(2) K. B. Bhabha Hospital, Kurla	1,644	13
(3) Municipal Maternity Home, Chembur	639	18
(4) S. V. K. Municipal Maternity Home, Chatkopar	971	20
Total	5,763	81

TABLE 4

INFANT MORTALITY FROM PRINCIPAL CAUSES FROM (1951-55)

Causes of Death.	1951	1952	1953	1954	1955
Poliomyelitis	3	2	1	2	...
Small-pox	11	3	3	4	3
Measles	13	1	3	3	1
Malarial Fever	...	1
Ague and Remittent Fever and Fever not defined	20	17	17	10	15
Diarrhoea and Enteritis	117	123	99	89	111
Dysentery	1	9	13	6	7
Infantile Debility and Malformation including still births	838	1,026	980	907	929
Diseases of Respiratory system	329	343	445	484	533
Convulsions	48	49	33	12	27
Other Causes	187	147	186	131	127
Total	1,567	1,721	1,780	1,648	1,753

TABLE 5

Infant Deaths from principal causes by age groups in 1955, Expressed as Percentages of the Total Infant Deaths

Age-Period	Small-pox	Measles	Malarial fever	Ague and Remittent Fever and fever, not defined.	Diarrhoea and Enteritis.	Dysentery.	Infantile Debility and Malformation, including premature births.	Diseases of the Respiratory system.	Convulsions, myelitis.	Polio-myelitis.	Other causes.	All causes.
Under 7 days	0.1	0.1	...	90.0	4.5	0.9	...	4.4	100.0
1 to 4 weeks	0.6	3.1	...	70.0	19.3	1.6	...	5.4	100.0
4 weeks to 6 months.	0.3	1.3	12.6	0.8	19.4	56.3	1.8	...	7.5	100.0
6 to 12 months	0.5	0.3	...	1.9	13.7	1.1	5.8	59.9	2.5	...	14.3	100.0
Total percentage for all ages upto 1 year.	0.2	0.1	...	0.9	6.3	0.4	53.0	30.4	1.5	...	7.2	100.0

TABLE 6

Deaths among Infants from Principal Causes by age periods in 1955

Age period.	Small-pox.	Measles.	Malarial fever.	Ague and Remittent Fever and fever, not defined.	Diarrhoea and Enteritis.	Dysentery.	Infantile Debility and Malformation and premature birth.	Diseases of Respiratory system.	Convulsions.	Polio-myelitis.	All causes.	Percent age to the total infant deaths.
Under 7 days.	1	1	...	605	30	6	...	672	38.3
1 to 4 weeks	2	10	...	226	62	5	...	321	18.3
Total under 4 weeks.	3	11	...	831	92	11	...	993	56.6
4 weeks to 6 months.	1	5	50	3	77	223	7	...	396	22.6
6 to 12 months.	2	1	...	7	50	4	21	218	9	...	364	20.8
Total	3	1	...	15	111	7	929	533	27	...	1,753	100.0

TABLE 7

Number of new cases treated and total attendances at the Municipal Free Dispensaries in Suburbs during the year 1955:—

Serial No.	Name of the Dispensary.	No. of cases treated	Total attendances
1	Sir Cowasji Jahangir Ready-money Dispensary Waterfield Road, Bandra	37,548	1,98,556
2	Yeshodabai Monji Vora Dispensary, Vile Parle	19,291	1,57,886
3	N. J. Wadia Dispensary, Andheri	55,264	1,42,376
4	Municipal Free Dispensary at Squatters' Colony, Jogeshwari	10,768	67,065
5	Bai Mithibai Hormusjee Wadia Main Dispensary, Kurla	34,817	2,57,200
6	Bai Mithibai Hormusjee Wadia Branch Dispensary, Old Kurla	17,859	68,975
7	Seth Dwarkadas Tribhuvandas J. P. Municipal Dispensary, Chembur	20,147	1,08,485
8	Municipal Free Dispensary, Bhandup	14,505	90,071
9	Municipal Free Dispensary, Versova	9,594	41,587
10	Municipal Free Dispensary Rajawadi, Ghatkopar	58,680	62,424
11	Municipal Free Dispensary, Kherwadi, Bandra	11,542	32,411
12	Mobile Medical Unit, Andheri	11,344	44,341
13	Mobile Medical Unit, Ghatkopar	7,295	13,015
		3,08,654	12,84,392

Nos. 9 and 10 started functioning from 1st of February 1955 and 1st of January 1955 respectively.

TABLE 8

ATTENDANCE AT ALL THE MUNICIPAL GENERAL FREE DISPENSARIES IN SUBURBS DURING 1955

Description of diseases.	Jan.	Feb.	March	April	May	June	July	Aug.	Sept.	Oct.	Nov.	Dec.	Total
Measles	2	2	...	1	23	28
Whooping Cough	52	44	77	59	52	24	29	26	41	41	20	38	523
Dengue
Influenza ...	65	63	69	79	79	127	98	109	59	90	30	1	869
Dysentery ...	408	492	592	686	644	716	997	808	752	758	565	507	7,925
Diarrhoea ...	1,371	1,271	1,641	1,727	1,736	1,772	2,325	2,398	2,133	2,078	1,989	2,040	22,451
Malarial Fever	12	12
Filarial infection	2	1	...	4	...	7
Fever not defined	2,561	2,398	2,593	3,252	2,825	2,706	3,174	3,795	3,811	3,425	3,267	2,950	36,757
Bronchitis and Asthma ...	1,713	1,487	1,980	1,698	1,560	1,457	2,058	2,419	2,187	1,965	1,839	1,720	22,083
Pneumonia ...	88	80	117	130	218	184	217	272	171	158	145	171	1,951
Diseases of Teeth	355	340	387	396	494	396	392	429	420	519	507	480	5,115
Ophthalmia ...	315	366	458	397	520	507	491	583	555	531	392	473	5,588
Corneal Ulcer ...	183	143	215	176	109	149	90	87	92	108	119	105	1,576
Ringworm ...	196	284	301	386	276	433	368	381	482	524	446	391	4,468
Scabies ...	634	592	720	708	885	847	803	810	799	915	964	799	9,476
Round Worms...	589	639	1,068	947	1,017	854	986	850	1,045	1,021	897	978	10,891
All other diseases and injuries ...	10,119	9,969	11,440	11,565	10,889	11,021	11,917	11,607	12,316	12,347	11,679	11,748	136,617
Total-New cases	18,649	18,168	21,658	22,208	21,304	21,195	23,945	24,574	24,866	24,492	22,864	22,444	2,66,367
Total attendance	83,296	92,587	1,05,393	1,05,009	1,02,343	1,06,458	1,22,128	1,23,906	1,27,287	1,22,833	1,15,274	1,19,577	13,26,091

TABLE 9

METEOROLOGICAL DATA OF SANTA CRUZ OBSERVATORY FOR THE YEAR 1955

Latitude 19°05' N

North Longitude 72°53'E

MONTHS 1955	WIND		TEMPERATURE							RAIN FALL							
	Direction	Mean Velocity in miles per hour during 24 Hours	Mean Maximum temperature	Departure from normal	Highest in Month	Mean Minimum temperature	Departure from normal	Lowest in month	Humidity at 8 Hrs.	Mean Departure from Normal %	Total rain fall in month (Inches)	Departure from Normal	Highest fall in one day		Minimum fall in one day		Number of rainy days
													Inches	Date	Inches	Date	
January ...	N74E	4.6	88.1	+ 3.9	92	63.4	+ 3.8	57	64	- 1	0.00	- 0.14	0.00	...	0.00	...	0
February ...	N54E	5.7	89.1	+ 4.2	99	63.7	+ 3.4	52	64	+ 2	0.00	- 0.08	0.00	...	0.00	...	0
March ...	N49E	6.5	90.5	+ 2.4	100	69.8	+ 3.7	61	71	+ 1	0.00	- 0.05	0.00	...	0.00	...	0
April ...	N83E	7.3	92.4	+ 2.7	106	72.2	- 0.2	66	63	- 7	0.00	- 0.09	0.00	...	0.00	...	0
May ...	N53W	8.2	91.1	+ 0.8	96	80.2	+ 3.0	73	68	- 4	0.00	- 0.65	0.00	...	0.00	...	0
June ...	S50W	9.5	88.6	+ 0.1	94	78.7	+ 0.1	74	81	+ 4	12.80	- 6.26	3.14	27th	0.01	7th	16
July ...	S71W	9.5	86.0	- 0.5	88	77.1	+ 0.4	74	85	+ 4	23.17	- 1.10	5.45	26th	0.04	4th	28
August ...	S74W	8.4	83.4	- 1.2	86	75.3	+ 0.1	74	89	+ 7	39.59	+ 26.20	7.22	24th	0.15	6'22	30
September ...	S31W	6.5	86.7	+ 1.6	90	75.7	+ 1.6	73	88	+ 3	12.35	+ 2.16	3.16	1st	0.01	9th	14
October ...	N67E	4.9	89.4	+ 0.1	93	73.7	+ 2.0	70	78	- 4	7.14	+ 4.60	4.41	3rd	0.04	10th	6
November ...	N77E	4.4	89.8	- 0.3	95	64.6	- 1.0	58	60	0	0.00	- 0.33	0.00	...	0.00	...	0
December ...	S55E	4.9	87.5	- 0.5	92	63.0	+ 2.8	55	61	- 4	0.00	- 0.08	0.00	...	0.00	...	0

* Days on which cents or more of rain was recorded.

TABLE 10

Statutory actions under the B.M.C. Act—1955.

Total No. of notices served	2,542
Number complied with	1,614
Notices withdrawn	Nil
Number pending (disputed or not served)	274
Number cancelled	9
Number of notices issued in 1955.	2,715

TABLE 11

'FIELD WORK' DONE BY THE HEALTH VISITOR OF THE LEPROSY CLINIC IN THE SUBURBS DURING THE YEAR 1955.

(1)	Number of Patients who ceased attending and who were persuaded to resume treatment is:—
	Ceased	132
	Persuaded	33
(2)	Contacts examined in Homes	354
(3)	Contacts brought to the clinic	53
(4)	Leprosy patients discovered by examination of contacts...	15
(5)	Visits to the Homes of the patients:—
	First	207
	Subsequent	803
(6)	Talks on leprosy given	300
(7)	Homes wherein isolation was arranged	Nil

TABLE 12

FOOD STUFFS EXAMINED CHEMICALLY AT THE MUNICIPAL LABORATORY IN 1955.

Description of samples.	Total Number received.	Number found adulterated.
(1)	(2)	(3)
Milk	742	274
Ghee	35	1
Butter	13	7
Tea and Tea Dust	13	2
Turmeric	16	5
Chilli Powder	11	4
Oils	345	45
Flours	1	...
Prepared Tea	75	11
Snacks (Chikki)	64	...
Ice-candy	2	2
Miscellaneous	16	...
Total	1,333	351

TABLE 13

Prosecutions under the Bombay Municipal Corporation Act and the Bombay Prevention of Adulteration Act in 1955.

	Under Bombay Municipal Corporation Act.	Under Bombay Prevention of Adulteration Act.
(1) Number of Cases outstanding as on 1st January 1955	510	181
(2) Number of Cases filed during the year	1631	421
Total Cases	2141	602
Less—		
(1) Number of cases disposed off during the year	1647	427
(2) Number of cases in which proceedings were abated during the year	6	...
(3) Number of cases outstanding as on 1st January 1956	488	175
Total amount of fines inflicted	Rs. 14,383 14 0	Rs. 17,494 0 0

TABLE 15

Small-pox attacks and deaths by months from 1951 to 1955.

year	January	February	March	April	May	June	July	August	September	October	November	December	Total	Death rate.	Fatality rate.	Remarks.
1951																
Attacks ...	A 45	80	76	43	41	9	2	4	1	1	302	0.1	21.8	Sporadic.
Deaths ...	D 12	13	24	5	6	2	1	2	1	...	66			
1952																
Attacks ...	A 12	12	9	12	2	3	2	1	1	54	0.0	25.9	Do.
Deaths ...	D 3	4	3	2	...	2	14			
1953																
Attacks ...	A 6	6	10	10	7	5	1	2	2	49	0.0	28.6	Do.
Deaths ...	D 4	2	1	3	2	1	1	14			
1954																
Attacks ...	A 4	9	13	12	8	1	3	1	1	1	53	0.0	22.6	Do.
Deaths ...	D 1	4	2	3	2	12			
1955																
Attacks ...	A 1	...	5	6	1	2	2	1	18	0.0	27.7	Do.
Deaths ...	D	1	1	...	1	1	1	5			

11 23/271

TABLE 16

Deaths due to Tuberculosis by Sex and Type of Disease

	Total Deaths			Death Rate
	Male	Female	Total	
Pulmonary	109	63	172	0.4
Other T. B.	39	41	80	0.1
All forms	148	104	252	0.5

TABLE 17

Enforcement of Sanitation—1954.

	No. of Inspections, etc. by	
	Medical Officers of Health	Medical Assistants, San. Inspectors and Sub-inspectors
<i>A.—Nature of Inspections or premises visited—</i>		
(1) Dwelling Houses	1,085	6,767
(2) Milch cattle stables	494	2,070
(3) Other stables	51	114
(4) Dairies and Milk Shops	694	1,561
(5) Eating Houses	752	2,352
(6) Other premises where food is sold	261	812
(7) Aerated water works	6	41
(8) Other workshops and Factories	188	1,322
(9) Accumulations of refuse	69	750
(10) Building works	3	56
(11) Drains and Fittings	144	733
(12) Other Inspections and Inquiries	1,022	3,003
(13) Markets	12	48
Total No. of Inspections	4,781	19,629
<i>B.—Works, etc., completed—</i>		
(1) <i>Dwellings—</i>		
(a) Limewashed	57	370
(b) Water supply provided		
(c) Cleaned and Refuse removed	39	313
(d) Insanitary Dwellings evacuated	150	650
(2) <i>Stables—</i>		
(a) Paved and Drained	6	21
(b) Cleaned and Refuse Removed	27	372
(c) Licence cancelled		
(3) <i>Eating Houses, Dairies, etc.—</i>		
(a) Regulations enforced	54	384
(b) Licenses cancelled		
(4) <i>Factories and Workshops—</i>		
(a) Limewashing, etc., carried out	20	70
(5) Drains, etc., repaired	61	393
(6) Privies abolished		
(7) New Water-closets provided		15
(8) Accumulation of refuse removed	17	501
(9) Other works completed	328	1,228
Total sanitary work completed	759	4,317

TABLE 18

Mortality by Age Groups in 1952-53, and 1954-55

Age period.	1952		1953		1954			1955				
	Deaths.	Percentage of total mortality.	Deaths.	Percentage of total mortality.	DEATHS.— Male.	Female.	Persons.	Percentage of total mortality.	DEATHS.— Male.	Female.	Persons.	Percentage of total mortality.
Under 1 year...	1,721	28.6	1,780	27.3	883	765	1,648	26.8	941	812	1,753	29.6
1 to 5 years ...	1,281	21.3	1,392	21.3	623	684	1,307	21.3	480	594	1,074	18.1
5 to 10 years ...	234	3.9	273	4.0	111	129	242	3.9	99	95	194	3.3
10 to 15 years ...	102	1.7	100	1.5	53	37	90	1.5	42	29	71	1.2
15 to 20 years ...	113	1.9	137	2.1	64	61	125	2.0	57	66	133	2.2
20 to 30 years ...	450	7.5	483	7.4	235	217	452	7.4	191	273	464	7.8
30 to 40 years ...	365	6.1	400	6.1	236	154	390	6.3	207	169	376	6.3
40 to 50 years ...	347	5.8	381	5.8	256	159	415	6.8	235	100	335	5.6
50 to 60 years ...	408	6.8	423	6.5	264	115	379	6.2	260	109	369	6.2
60 years and above.	984	16.4	1,159	17.8	593	504	1,097	17.8	606	557	1,163	19.7
Total ...	6,005	100.0	6,528	100.0	3,320	2,825	6,145	100.0	3,128	2,804	5,932	100.0

TABLE 19

Deaths and death rates from Epidemic and principal causes

Causes of Death.	1954		1955	
	Deaths	Death-rate	Deaths	Death-rate
<i>Principal Epidemic Diseases.</i>				
Small-pox	12	0.0	5	0.00
Measles	23	0.0	6	0.01
Plague
Enteric Fever	42	0.1	49	0.09
Malarial Fever	9	0.0	4	0.00
Ague and Remittent Fever	1	0.0	2	0.00
Influenza	1	0.0	1	0.00
Cholera
Dysentery	62	0.1	29	0.05
Diphtheria	34	0.1	43	0.08
<i>Other Principal Diseases.</i>				
Tuberculosis	271	0.5	252	0.49
Cerebro-Spinal Fever
Diseases of the Nervous System	151	0.3	139	0.27
Diseases of the Respiratory System	1,603	3.1	1,344	2.63
Diarrhoea and Enteritis	250	0.5	229	0.45
Puerperal State	17	0.0	21	0.04
Congenital Debility and Diseases of early Infancy	940	1.8	945	1.85
Old Age	653	1.3	743	1.46
Leprosy	3	0.0
Violence	332	0.7	386	0.76
Other Causes	1,741	3.5	1,734	3.44
Total ...	6,145	12.0	5,932	11.62

TABLE 20
Certification of Cause of Death.

Year	Total Deaths.	Verified by District Registrars	Medical officers of Hospitals	Private Medical Practitioners	Hakims and Vaidyas	Commissioner of Police	Coroner of Bombay	Total	Percentage of Total Certificates received to the Total Mortality
1951...	5,205	3,357	858	799	2	3	186	1,848	35.5
1952...	6,005	4,082	893	876	3	5	146	1,923	32.02
1953...	6,528	5,340	105	731	1	6	345	1,188	18.2
1954...	6,145	3,802	990	904	7	5	437	2,343	38.1
1955...	5,932	3,407	1,033	933	3	3	553	2,525	42.6

TABLE 21

The number of children born in and out of Bombay who died before completing twelve Months of age in 1955:—

	Born in Bombay Suburbs.		Born out of Bombay.	Deaths under 1 year of age.
	Births Registered.			
	Before death.	After death.		
Total	1,212	355	186	1,753
Percentage	69.1	20.3	10.6	100.0

TABLE 22

Deaths in Puerperal state:—

No.	Specific Cause of Death.	Number of Deaths.
1	Ante-partum Haemorrhage	2
2	Post-partum Haemorrhage	4
3	Toxaemias (Eclampsia, Hyperemesis Gravidarum, Acute Yellow Atrophy Albuminuria)	9
4	Puerperal Sepsis (Septaemia, Septicaemia, Phlegmiasis, Algodolens; Coli Infection, etc.)	5
5	Embolism	...
6	Shock during or immediately after delivery	...
7	Anaemia of Pregnancy	...
8	Malaria	...
9	Influenza, Pneumonia	...
10	T. B.	...
	Complications of Pregnancy	...
11	Heart Disease	...
12	Operative Interference	...
13	Ruptured Uterus	...
14	Breast Disease	...
15	Puerperal Insanity	...
16	Other Causes	1
	Total	21

TABLE 23

Reported Enteric Fever cases by months in 1955.

Disease	MONTHS.												Total.
	Jan.	Feb.	March.	April.	May.	June.	July.	Aug.	Sept.	Oct.	Nov.	Dec.	
Enteric Fever	21	19	21	32	35	39	55	74	57	52	37	48	490

TABLE 24

Particulars relating to Enteric Fever Since 1951.

Year.	Attacks.	Deaths.	Fatality Rate.	Death Rate.	Hospitalisation.	Cases notified by Medical Practitioners.	Inoculations.	Attacd. Rate.
1951	277	48	17.3	0.1	210	67	12,229	0.5
1952	298	53	17.8	0.1	233	65	20,115	0.6
1953	359	58	16.2	0.1	350	9	13,596	0.7
1954	397	42	10.6	0.1	395	2	22,501	0.8
1955	490	49	10.0	0.09	480	10	21,271	0.1

TABLE 25

Reported Diphtheria cases by months in 1955.

Disease	MONTHS.												Total.
	Jan.	Feb.	March.	April.	May	June.	July.	Aug.	Sept.	Oct.	Nov.	Dec.	
Diphtheria.	50	31	18	29	38	34	43	47	32	37	33	52	444

TABLE 26

Births by Sex in 1955.

Serial No. of Sections.	Name of Section. [B.—Suburbs]	No. of Births Registered.			No. of Births per 1,000 of population of 1951 CENSUS	Deaths under one year per 1,000 of Births.
		Males.	Females.	Total.		
1	Slaughter House, Bunder wadi and Bazar, Bandra	337	325	662	41.5	57.4
2	Colwad and Bandra Hill	203	221	424	19.9	58.9
3	Palli Hill, Sherli and Chimbai	165	153	318	27.2	72.3
4	Datda	183	209	392	41.5	86.7
5	Khar Scheme and Chamdawalaki Wadi	538	506	1,044	41.9	48.9
6	Khar and Pali	286	264	550	38.7	65.5
7	Hill Road and Turner Road	280	264	544	37.4	47.8
8	Santacruz West	118	117	235	24.1	85.1
9	Santacruz Central	300	264	564	40.5	72.7
10	Santacruz East	634	597	1,231	40.3	87.7
11	Vile-Parle East	653	650	1,303	41.4	96.7
12	Vile-Parle West	331	324	655	34.3	106.9
13	Andheri East	685	615	1,300	45.6	66.2
14	Andheri West	423	392	815	29.9	38.0
15	Jogeshwari East	248	224	472	151.7	44.5
16	Jogeshwari West	46	51	97	10.4	144.3
17	Versova	233	272	505	48.3	37.6
18	Madh	25	31	56	13.4	...
19	Juhu	96	113	209	30.4	62.2
20	New Mill	511	500	1,011	36.9	143.4
21	Station and Tekia	383	344	727	38.4	119.7
22	Swadeshi Mill, Chune Bhatti, Khajuri Bhatti and Kasaiwada	362	312	674	36.3	152.8
23	Bazar, Church, Hall Nawpada and 7 villages	437	457	894	24.1	65.9
24	Chembur Proper	744	725	1,469	77.6	94.6
25	11 Villages—Mahul, Trombay, Govandi Vadvali, Borla, Mankhurd, Mandala etc.,	372	337	709	33.8	105.8
26	Ghatkopar	499	449	948	19.2	150.8
27	Kirol	301	260	561	259.9	89.1
28	Panjarapole	497	502	999	663.3	122.1
29	Vikroli	139	167	306	210.7	65.3
30	Bhandup	339	322	661	41.9	42.4
	Total	10,368	9,967	20,335	39.9	86.2

TABLE 27

Statement showing the Births by Months and Sections in 1955.

Serial No. of Sections (B.—SUBURBS)	Name of Section:	January.	February	March.	April	May	June	July	August	September	October	November	December	Total
1	Slaughter House, Bunder Wadi and Bazar, Bandra	48	27	55	51	59	38	68	59	67	72	55	63	662
2	Colwadi and Bandra Hill	27	19	27	35	24	28	42	41	44	48	44	45	424
3	Palli Hill, Sherliand Chimbai	21	18	19	18	20	32	35	34	33	35	20	33	318
4	Danda	33	25	30	29	24	25	34	32	49	45	28	38	392
5	Khar Scheme and Chamdawalaki Wadi	86	69	53	71	55	62	108	89	100	103	107	141	1,044
6	Khar and Pali	28	36	51	38	37	34	48	43	56	56	51	72	550
7	Hill Road and Turner Road	52	44	40	46	37	39	39	49	58	43	48	49	544
8	Santacruz West	15	24	21	22	9	13	29	31	21	21	17	12	235
9	Santacruz Central	31	44	42	33	28	42	38	65	66	73	45	57	564
10	Santacruz East	85	73	87	83	92	93	102	105	120	152	113	126	1,231
11	Vile-Parle East	98	92	95	107	85	80	117	106	133	140	111	139	1,303
12	Vile-Parle West	57	48	41	39	62	53	51	52	55	65	48	84	655
13	Andheri East	107	113	84	69	94	124	87	89	106	97	135	195	1,309
14	Andheri West	52	31	61	47	62	68	66	59	40	84	101	144	815
15	Jogeshwari East	47	67	46	31	23	43	37	34	27	30	53	34	472
16	Jogeshwari West	1	5	5	2	...	10	14	9	27	26	1	2	97
17	Versova	46	37	46	38	44	34	47	43	44	38	43	45	505
18	Madh	8	2	4	2	4	8	...	8	1	15	2	2	56
19	Juhu	27	14	5	14	20	11	11	16	22	32	9	28	209
20	New Mill	69	68	74	68	66	58	85	79	59	92	125	168	1,011
21	Station and Takis	32	41	68	50	44	51	45	50	80	78	61	127	727
22	Swadeshi Mill, Chuna Bhatti, Khajuri Bhatti and Kasaiwada.	46	33	32	44	58	45	52	46	39	81	86	112	674
23	Bazar, Church, Hall Nawpada and 7 villages.	81	50	42	56	84	82	61	95	90	102	50	101	894
24	Chembur Proper	89	76	96	84	87	108	101	136	159	137	131	265	1,469
25	11 villages—Mahul, Trombay, Govandi, Vadvali, Borta, Mankhurd, Mandala, etc.	35	44	60	56	58	63	84	48	38	91	68	64	709
26	Ghatkopar	55	34	80	44	90	77	65	76	101	90	93	143	948
27	Kirol	56	26	54	41	57	46	33	61	40	34	44	69	561
28	Panjarapole	58	57	72	54	65	74	109	95	109	75	105	126	999
29	Vikroja	27	19	14	24	26	18	12	43	27	27	32	37	306
30	Bhandup	51	37	52	55	58	39	53	50	66	65	65	70	661
	Total	1,468	1,268	1,456	1,351	1,472	1,498	1,673	1,743	1,887	2,047	1,891	2,591	20,335

TABLE 28

Table showing cases of notifiable Diseases reported during the year 1955

Serial No.	Name of Section.	Cholera.	Small-pox	Plague.	Enteric Fever.	Diphtheria	Typhus	Relapsing Fever.	Kala Azar.	Puerperal Fever.	Tuberculosis.	Leprosy.	Influenza Pneumonia	Cerebro Spinal Meningitis	Scarlet Fever.	Acute-Anterior Poliomyelitis	Total.
1	Slaughter House, Bunder, Wadi and Bazar, Bandra	9	15	21	45
2	Colwad and Bandra Hill	9	15	8	1	33
3	Palli Hill, Sherji and Chimba	8	17	6	31
4	Danda	2	10	10	22
5	Khar Scheme and Chamdewallaki Wadi	21	18	29	1	69
6	Khar and Pali	...	1	...	7	5	2	1	16
7	Hill Road and Turner Road	18	26	17	1	62
8	Santacruz West	...	1	...	14	22	20	1	58
9	Santacruz Central	1	1	10	1	13
10	Santacruz East	...	3	...	21	12	35	71
11	Vile-Parle East	30	39	2	22	1	94
12	Vile-Parle West	8	12	18	1	39
13	Andheri East	...	1	...	40	15	32	1	89
14	Andheri West	20	20	24	1	65
15	Jogeshwari East	6	7	3	16
16	Jogeshwari West	7	14	9	30
17	Versova	...	1	...	1	3	3	2	10
18	Madh	1	5
19	Juhu	1	3	1	5
20	New Mill	20	24	23	1	68
21	Station and Takia	...	2	...	12	20	16	50
22	Swadeshi Mill, Chuna Bhatti, Khajur, Bhatti and Kasaiwada	...	1	...	13	17	4	35
23	Bazar, Church, Hall, Nawpada and 7 Villages	19	14	7	40
24	Chembur Proper	...	1	...	44	38	15	1	99
25	11 Villages—Mahul, Trombay, Gavandi, Vadvali, Borala, Mankhurd, Mandala, etc.	...	1	...	18	26	1	9	2	57
26	Ghatkopar	...	2	...	81	34	21	138
27	Kirol	11	11
28	Panjarapole	14	14
29	Vikroli	...	2	...	20	1	12	35
30	Bhandup	...	2	...	40	16	7	1	66
Total		...	18	...	490	444	3	409	...	1	16	1381
No. of cases during the year 1954		...	53	...	397	277	2	719	5	...	1	...	35	1489

TABLE 29
Infant Mortality by Sections in 1955

Serial No. of Sections	Name of Sections	Months												Total
		January.	February.	March.	April.	May.	June.	July.	August.	September.	October.	November.	December.	
1	Slaughter House, Bunder Wadi and Bazar, Bandra	3	2	...	1	5	4	3	4	2	6	3	5	38
2	Colwad and Bandra Hill	2	2	1	...	5	3	4	7	1	...	25
3	Palli Hill, Sherli and Chimbai	3	3	1	2	2	1	1	2	3	5	23
4	Danda	1	4	3	4	5	3	2	3	6	2	...	1	34
5	Khar Scheme and Chamdawalaki Wadi	4	5	3	4	2	4	5	7	3	8	3	3	51
6	Khar and Pali	3	4	2	3	3	3	5	3	2	1	2	5	36
7	Hill Road and Turner Road	4	3	1	3	...	5	2	3	2	...	2	4	26
8	Santacruz, West	1	1	1	2	4	...	2	3	4	1	20
9	Santacruz, Central	6	3	4	1	3	4	2	10	1	2	4	1	41
10	Santacruz, East	12	7	6	8	5	7	4	17	12	9	13	13	108
11	Vile-Parle, East	12	9	5	8	8	13	14	14	13	13	11	6	126
12	Vile-Parle, West	5	5	5	...	7	4	6	6	10	7	5	10	70
13	Andheri, East	10	2	6	8	6	5	8	5	6	12	6	12	86
14	Andheri, West	1	1	1	1	3	7	5	1	3	1	3	4	31
15	Jogeshwari East	...	2	1	1	2	...	2	...	8	1	2	2	21
16	Jogeshwari, West	2	3	1	1	1	1	1	13	...	2	14
17	Versova	4	2	2	1	1	1	2	...	3	3	19
18	Madh	2	1	13
19	Juhu	1	...	2	2	2	2	1	1	1	13
20	New Mill	5	7	4	11	9	14	23	17	12	14	18	11	145
21	Station and Takia	6	8	2	8	7	5	7	10	5	12	7	10	87
22	Swadeshi Mill Chuna Bhatti, Khajuri Bhatti and Kasaiwada	7	7	2	7	6	10	12	14	9	8	14	7	103
23	Bazar Church, Hall Nawnada and 7 Villages	4	1	10	4	5	4	9	5	7	7	1	2	59
24	Chembur Proper	7	2	12	15	9	11	23	15	16	10	10	9	139
25	11 Villages—Mahul, Trombay, Cavandi Vadavi, Borla, Mankhurd, Mandala, etc.	3	6	3	5	10	7	8	8	8	5	3	9	75
26	Ghatkopar	10	6	9	9	10	14	22	17	18	10	12	6	143
27	Kirol	1	3	3	3	3	9	6	5	2	1	11	3	50
28	Panjarapole	9	12	4	8	8	10	13	9	6	17	18	8	122
29	Vikroji	2	1	2	2	4	2	...	2	1	...	3	1	20
30	Bhandup	3	1	7	1	2	2	3	...	2	1	28
Total		125	108	105	125	130	150	194	183	169	171	157	136	1,753

TABLE 30
DEATHS BY AGES AND MONTHS

	January	February	March	April	May	June	July	August	September	October	November	December	Total
Within 24 Hours	16	0	22	17	15	21	30	18	31	35	25	19	259
1 to 7 days	38	21	20	24	33	26	44	37	50	58	36	32	413
1 to 4 weeks	24	25	16	21	15	25	33	31	38	32	39	22	321
4 weeks to 3 months	15	23	13	8	7	20	24	22	16	15	22	23	208
3 months to 6 months	17	11	17	18	22	16	14	29	15	7	10	12	188
6 months to 12 months	15	18	17	37	38	48	49	46	19	24	25	28	364
1 to 2 years	22	24	29	32	42	28	45	55	28	34	28	51	418
2 to 5 years	49	36	50	51	49	55	73	70	60	56	53	54	656
5 to 10 years	13	17	22	15	25	13	9	19	13	16	15	17	194
10 to 15 years	6	7	8	5	6	8	5	6	3	8	3	6	71
15 to 20 years	11	9	10	12	13	4	14	13	14	9	5	19	133
20 to 30 years	35	29	35	31	40	40	37	37	41	51	43	45	464
30 to 40 years	30	32	35	31	35	26	33	34	26	41	30	33	376
40 to 50 years	26	23	29	29	27	31	26	32	26	28	25	33	335
50 to 60 years	22	34	35	24	26	33	30	24	37	30	35	39	369
60 and over	104	101	101	99	100	83	103	93	110	98	84	87	1163
Ages Unspecified
All Ages	443	420	459	454	483	471	569	566	527	542	478	520	5,932

TABLE 31

Deaths among Infants by Causes, Months and Ages

Causes of Deaths.	Total.	MONTHS.												AGES.			
		Jan.	Feb.	Mar.	April	May	June	July	Aug.	Sept.	Oct.	Nov.	Dec.	Under 1 week.	1 to 4 weeks.	4 weeks to 6 months.	6 to 12 months.
36 Poliomyelitis
28a Malaria
28b Ague and Remittent Fever.
34 Small-pox ...	3	1	1	1	1	2
35 Measles ...	1	1	1
8 Scarlet Fever
9 Whooping Cough.	1	1	1
10 Diphtheria ...	9	1	1	3	...	1	1	2	1	6
33 Influenza
4 Cholera
27 Dysentery ...	7	...	1	3	1	1	1	3	4
3 Plague
6 Cerebro-Spinal Fever
13 Tuberculosis of Respiratory system ...	4	1	...	1	1	1	1	3
14-22 Other Tuberculous Diseases ...	11	1	1	1	2	2	...	1	1	2	3	8
30 Syphilis ...	6	2	2	2	5	1
70 Rickets ...	22	2	1	3	3	2	...	2	2	3	2	1	1	8	14
86 Convulsions ...	27	2	3	3	2	2	1	3	3	1	2	2	1	6	5	7	9
106 Bronchitis ...	7	2	1	1	...	1	1	1	1	2	4
107-109 Pneumonia ...	522	26	37	35	42	37	55	63	70	39	33	46	39	30	61	220	211
104, 105, 110-114 Other Respiratory Diseases.
118-1 Gastritis
119-120 Diarrhoea and Enteritis ...	111	7	7	3	8	9	19	15	12	6	10	15	10	1	10	50	50
157, 158 Congenital Malformation, 160, 161 Injury at Birth...	440	39	26	24	34	25	38	47	31	31	48	43	34	226	128	65	21
15 Premature-Birth ...	489	38	26	28	28	41	28	47	48	39	60	48	38	379	98	12	...
161a Atelectasis
202a-2 Suffocation Over-Lying
200-2a Fever not defined...	15	2	1	...	2	...	1	2	1	...	2	2	2	1	2	5	7
Other Causes ...	78	5	4	5	4	6	4	10	8	8	9	8	7	24	13	18	23
Total ...	1,753	125	108	105	125	130	150	194	183	169	171	157	136	672	321	396	364

TABLE 32

Deaths from all Causes by Sections and Age-periods

Serial No. of Sections.	Name of Sections.	Under 1 Year.	1 to 5 Years.	5 to 10 Years.	10 to 15 Years.	15 to 20 Years.	20 to 30 Years.	30 to 40 Years.	40 to 50 Years.	50 to 60 Years.	60 and Over.	Total deaths.			No. of deaths among males to 100 deaths among females.	Ratio of deaths per 1000 of Population 1951.	Means during previous 5 years.
												Males.	Females.	Persons			
1	Slaughter House, Bunder Wadi and Bazar, Bandra	38	26	...	2	3	12	12	11	6	50	84	76	160	110.5	10.0	
2	Colwad and Bandra Hill...	25	11	2	2	1	9	4	6	16	36	62	50	112	124.0	9.1	
3	Pali Hill, Sberli and Chimbai	23	9	...	1	...	4	4	3	6	26	45	31	76	145.2	6.5	
4	Danda	34	13	1	1	2	4	5	6	9	38	62	51	113	121.6	12.0	
5	Khar Scheme and Chamdawallaki Wadi	51	36	5	3	6	16	9	10	15	46	113	84	197	134.5	8.0	
6	Khar and Pali	36	26	2	4	2	6	10	7	16	36	82	63	145	130.2	10.2	
7	Hill Road and Turner Road	26	11	3	1	3	6	9	7	11	27	59	45	104	131.1	7.2	
8	Santacruz West	20	13	2	...	1	6	2	1	8	16	37	33	70	112.1	7.2	
9	Santacruz Central	41	23	3	2	3	7	11	13	9	39	85	66	151	128.8	10.8	
10	Santacruz East	108	80	14	4	6	31	22	14	20	74	188	185	373	101.6	12.2	
11	Vile-Parle East	126	72	16	7	7	38	23	14	28	81	200	212	412	94.3	13.1	
12	Vile-Parle West	70	36	7	3	5	24	19	17	14	38	126	107	233	117.8	12.2	
13	Andheri East	86	43	16	6	13	33	28	28	17	43	171	142	313	120.4	11.0	
14	Andheri West	31	22	7	2	6	19	15	12	4	28	80	66	146	121.2	5.3	
15	Jogheshwari East	21	11	2	2	1	7	5	2	5	16	40	30	70	133.3	22.5	
16	Jogheshwari West	14	7	2	1	1	6	5	2	5	14	37	20	57	185.0	6.1	
17	Versova	19	3	2	2	1	2	1	5	3	7	27	18	45	150.0	4.3	
18	Madh	2	2	2	2	4	100.0	1.0	
19	Juhu	13	5	3	...	2	3	4	12	24	18	42	133.3	6.1	
20	New Mill	145	109	16	7	5	29	22	31	25	73	234	228	462	102.6	16.9	
21	Station and Takia	87	46	10	3	9	13	22	14	16	54	135	139	274	97.1	14.5	
22	Swadeshi Mill, Chuma Bhatti, Khajuri Bhatti and Kassaiwada	103	51	9	2	2	21	11	9	15	49	148	124	272	119.3	14.6	
23	Bazar Church Hall Nawpada and 7 Villages	59	61	7	3	12	28	21	12	19	48	145	125	270	116.0	7.3	
24	Chembur Proper	139	99	22	6	14	41	33	37	32	109	272	260	532	104.6	28.1	
25	11 Villages-Mahul, Trombay, Govandi, Vadvali, Borla, Mankhurd Mandala, etc....	75	38	11	2	5	25	24	25	19	40	136	128	264	106.2	12.6	
26	Ghatkopar	143	91	13	3	12	25	24	18	23	67	209	210	419	99.5	8.5	
27	Kirol	50	42	6	1	3	11	7	9	14	33	91	85	176	107.1	81.6	
28	Panjarapole	122	72	9	3	4	17	17	14	8	42	158	150	308	105.3	204.5	
29	Vikroli	20	7	3	1	1	6	4	2	...	10	30	23	53	130.4	36.5	
30	Bhandup	28	11	4	1	2	15	5	3	2	9	46	33	79	139.4	5.0	
	Grand Total	1,753	1,074	194	71	133	464	376	335	369	1,163	3,128	2,804	5,932	111.5	11.6	

Not available.

TABLE 33

Deaths by Sections and months in 1955.

Serial No. of Sections.	Name of Sections.	January.	February.	March.	April.	May	June.	July.	August.	September	October.	November.	December	Total.
B-Suburbs														
1	Slaughter House, Bunder Wadi and Bazar Bandra ...	9	10	14	7	15	15	13	16	11	17	17	16	160
2	Colwad and Bandra Hill...	7	3	6	9	10	8	17	12	11	17	7	5	112
3	Pali Hill, Sherli and Chimbai ...	5	8	4	7	7	8	6	6	7	14	1	3	76
4	Danda ...	9	15	6	12	9	6	5	7	17	13	6	8	113
5	Khar Scheme and Chbandawallaki Wadi ...	21	16	11	16	13	15	15	23	12	21	19	15	197
6	Khar and Pali ...	7	10	17	19	9	5	13	13	13	12	10	17	145
7	Hill Road and Turner Road ...	13	8	13	9	3	13	4	8	3	6	6	8	104
8	Santacruz West ...	10	3	9	6	2	5	6	4	5	8	7	5	70
9	Santacruz Central ...	15	10	14	12	11	14	12	25	12	6	10	10	151
10	Santacruz East ...	33	27	27	35	21	28	29	38	40	24	31	40	373
11	Vile-Parle East ...	27	35	27	33	40	34	42	35	32	36	35	36	412
12	Vile-Parle West ...	12	13	16	12	16	13	25	25	29	24	18	30	233
13	Andheri East ...	26	11	23	31	30	19	24	27	21	34	27	40	313
14	Andheri West ...	13	8	12	12	25	15	15	8	7	11	12	10	146
15	Jogbeshwari East ...	6	6	5	5	5	3	7	2	14	6	6	5	70
16	Jogbeshwari West ...	10	6	4	1	1	4	9	2	8	5	3	4	57
17	Versova ...	3	2	5	4	5	3	3	1	2	5	5	7	45
18	Madh ...	1	1	2	2	...	4
19	Juhu ...	3	5	3	5	7	2	4	2	3	2	3	3	42
20	New Mill ...	26	27	29	27	34	43	61	52	32	45	41	45	462
21	Station and Takia ...	15	20	27	23	25	18	23	29	19	29	18	28	274
22	Swadeshi Mill, Chuna Bhatti, Khajuri Bhatti and Kasaiwada ...	19	23	15	19	17	22	32	29	28	23	25	20	272
23	Bazar Church, Hall Nawpada and 7 Villages ...	23	8	29	18	19	17	32	30	31	26	16	21	270
24	Chembur Proper ...	41	38	48	44	44	41	55	57	44	41	33	46	532
25	11 Villages-Mahul, Trombay, Cavandi Vadyali, Borla, Mankhurd Mandala, etc.	17	29	15	16	25	23	22	27	29	26	13	22	264
26	Ghatkopar ...	33	25	29	22	41	43	46	38	53	26	30	33	419
27	Kirol ...	5	14	14	16	17	16	19	15	12	12	24	12	176
28	Panjarapole ...	23	30	20	22	21	27	24	24	20	38	36	23	308
29	Vikroli ...	4	4	4	8	6	3	1	4	7	4	4	4	53
30	Bhandup ...	7	5	13	4	7	8	5	7	5	9	5	4	79
Grand Total		443	420	459	454	483	471	569	566	527	542	478	520	5,932

TABLE 34

Deaths by Ages, Causes and Sexes

No. in Short List.	Corresponding No. in detailed List.	Causes of deaths.	Within 24 Hours.		1-7 Days.		1-4 Weeks.		4 Weeks to 3 Months.		3-6 Months.		6-12 Months.		1-2 Years.		2-5 Years.		
			Male	Female	Male	Female	Male	Female	Male	Female	Male	Female	Male	Female	Male	Female	Male	Female	
1	1-2	Typhoid and Para Typhoid Fever.	1	...	1	1
2	6	Cerebro Spinal Fever.
3	8	Scarlet Fever
4	9	Whooping Cough	1
5	10	Diphtheria	2	1	...	1	5	4	7	11	6	6
6	13	Tuberculosis of Respiratory System.	1	...	1	2	...	2	5	2	2
7	14-22	Other forms of Tuberculosis.	1	1	1	4	4	8	2	12	6	6
8	30	Syphilitic disease	3	1	1	...	1
9	33	Influenza	1
10	35	Measles	1	1	3	1	1	1
11	36	Acute Poliomyelitis and Polioencephalitis	1	1	1
12	37	Acute infectious encephalitis.
13M	45, 46A.	Cancer of buccal cavity and Oesophagus (Males)
13F	46B	Cancer of Uterus
14	46B	Cancer of Stomach and duodenum.
15	50	Cancer of breast
16	45-46A females 46, c, d, 47, 49, 51-55	Cancer of all other Sites	2	...	2
17	61	Diabetes
18	83	Intra cranial Vascular Lesions.	1	1	1	1	1
19	90-95	Heart disease
20	96-103	Other diseases of Circulatory system.	1
21	106	Bronchitis	1	...	1	...	1	4	...	1	...	1	2	2
22	107-109	Pneumonia	...	1	16	13	38	23	52	59	59	50	96	115	94	139	108	156	156
23	104, 105, 110-114	Other Respiratory Diseases	1	1	2	1	3	3
24	117	Ulceration of the Stomach or duodenum
25	119, 120	Diarrhoea	1	7	3	13	12	8	17	22	28	15	25	14	18	18
26	121	Appendicitis	1
27	115, 116, 118, 122-129.	Other Digestive Diseases.	...	1	2	1	2	1	1	1	1	...	2	2	1	2	8	5	5
28	130-132	Nephritis	1	2	1	1	1
29	140-147	Puerperal and Post Abortive Septic.
30	141-146, 148-150	Other Maternal Causes
31	159	Premature birth	103	85	118	93	51	47	3	9
32	157, 158, 160, 161	Congenital Malformation, injury at birth.	40	36	94	56	71	57	18	23	15	9	8	13	6	4	1	4	4
33	163, 164	Suicide
34	170, 171	Road Traffic Accidents	6	2	2
35	165-169, 172-198	Other Violent Causes.	...	1	...	1	1	1	2	3	7	6	6
	34	A Small-pox	1	2	1
	3	B Plague
	29	C Kala Azar
	28a	D Malaria	1	1
	28b	E Ague and Remittent Fever.
	31	F Relapsing Fever.
	200: 2a	G Fever not defined	...	1	1	1	...	2	1	2	5	2	3	1	1	2	2
	4	H Cholera
	27	J Dysentery	1	1	1	4	...	3	2	1	3	3
	23	K LeProsy
	162	L Senility and Old Age.
	M	All other causes.	3	1	10	5	13	2	8	4	11	5	16	23	37	48	117	132	132
		Males	151	...	242	...	186	...	95	...	100	...	167	...	178	...	302
		Females	...	108	...	171	...	135	...	113	...	88	...	197	...	240	...	354	354
		Total	...	259	...	413	...	321	...	208	...	188	...	364	...	418	...	656	656
		Percentage

36 other defined Diseases

5-10 Years.		10-15 Years.		15-20 Years.		20-30 Years.		30-40 Years.		40-50 Years.		50-60 Years.		60 and Over.		Age Unspecified.		Total.		Persons.	No. in Short List.
Male	Female	Male	Female	Male	Female	Male	Female	Male	Female	Male	Female	Male	Female	Male	Female	Male	Female	Male	Female		
2	1	3	2	4	6	6	7	5	2	3	...	2	...	2	1	29	20	49	1
...	2
...	3
...	1	2	2	4
3	2	1	23	20	43	5
2	1	...	1	3	3	16	20	25	31	20	11	23	5	15	5	109	63	172	6
2	2	1	1	...	3	2	12	2	7	5	...	2	2	39	41	80	7
...	2	...	3	1	1	11	2	13	8
...	1	...	1	9
...	4	2	6	10
1	2	1	3	11
...	12
...	3	...	2	...	4	9	...	9	13
...	2	3	...	1	6	6	13
...	1	1	2	1	2	...	9	2	14	4	18	14
...	1	...	2	3	3	15
1	1	5	3	...	6	2	10	7	22	9	47	23	70	16
...	1	2	1	3	2	5	4	9	17
...	1	1	2	3	2	2	9	3	6	4	19	14	42	29	71	18
1	1	2	12	7	15	3	18	7	22	6	37	19	106	44	150	19
...	1	...	2	1	1	1	3	1	4	1	3	6	14	11	25	20
1	2	1	...	1	...	2	1	3	1	4	4	18	13	31	21
23	34	6	4	9	4	16	11	18	6	13	3	12	1	15	9	575	628	1203	22
...	1	...	3	7	3	11	4	25	5	28	13	73	35	108	23
...	2	...	2	...	1	...	2	7	...	7	24
5	5	...	1	1	1	2	4	...	3	2	4	4	2	6	6	99	130	229	25
...	1	1	26
1	1	1	...	5	1	7	8	10	10	12	5	13	6	11	1	77	45	122	27
...	...	1	1	2	...	5	4	...	8	2	9	6	25	18	43	28
...	3	3	3	29
...	2	...	8	...	8	18	18	30
...	275	214	489	31
1	254	202	456	32
...	1	1	2	...	1	4	1	5	33
8	3	3	1	2	2	4	...	5	2	7	2	3	2	...	1	38	15	53	34
11	8	10	4	19	15	78	56	38	17	14	3	15	4	10	4	205	123	328	35
...	1	3	2	5	A
...	B
...	C
1	1	1	2	2	4	D
...	1	1	2	2	E
...	F
1	...	1	1	2	...	4	2	2	1	1	2	3	24	18	42	G36
...	H
3	2	2	...	1	2	3	16	13	29	J
...	K
...	3	1	25	21	317	376	345	398	743	L
32	35	16	14	17	25	35	115	166	85	95	47	72	37	85	70	733	648	1381	M
99	...	42	...	67	...	191	...	207	...	235	...	260	...	606	3128
...	95	...	29	...	66	...	273	...	169	...	100	...	109	...	557	2804
...	194	...	71	...	133	...	464	...	376	...	335	...	369	...	1163	5932	...

TABLE 36—(Contd.)

DEATHS BY ALL CAUSES AND MONTHS—(Contd.)

Classification No.	SPECIFIC CAUSES OF DEATH	Jan.	Feb.	Mar.	April	May	June	July	Aug.	Sep.	Oct.	Nov.	Dec.	TOTAL	
24	117 Ulcer of the stomach or duodenum— (a) Ulcer of the stomach ...	1	1	1	1	1	5	
	(b) Ulcer of the duodenum	1	1	1	2	
27	118 Other Diseases of the stomach	1	1	1	8	
25	119-120 Enteritis and Diarrhoea ...	14	15	11	15	19	36	28	27	11	18	9	26	229	
26	121 Appendicitis	1	1	4	
	122a Hernia	1	1	
	122b Intestinal Obstruction ... (1) Intussusception	1	2	
	(2) Paralytic ileus without stated cause	1	1	
	(3) Other or Unspecified forms of Intestinal obstruction	1	1	1	1	1	5	
	123 Other Diseases of the intestines	1	1	1	...	1	...	1	4	
	124 Cirrhosis of Liver ...	2	4	3	5	3	3	4	4	6	3	5	6	48	
	125A Acute yellow atrophy (not associated with pregnancy)	
	125B Other Diseases of the Liver ...	1	3	3	2	2	2	4	4	5	1	5	4	36	
	126 Biliary Calculi	
27	127 Other Diseases of the Gall Bladder and Bile Ducts	
	128 Diseases of the Pancreas (other than diabetes)	1	1	1	1	...	2	...	1	2	13	
	129 Peritonitis without stated cause ...	1	2	1	...	1	1	1	1	2	...	1	2	13	
	<i>X.—Diseases of the Urinary and Genital System</i> (Not Venereal or connected with Pregnancy or the Puerperium)														
28	130 Acute Nephritis ...	1	...	2	1	2	1	1	2	1	11	
	131 Chronic Nephritis ...	1	1	2	
	132 Nephritis not stated to be Acute or Chronic ...	5	4	4	1	1	1	1	4	...	2	5	3	30	
	133 Other Diseases of the Kidney and Ureters...	1	1	1	1	3	
	134 Calculi of the Urinary Passages	1	1	
	135A Cystitis...	1	1	
	135B Other Diseases of the Bladder	1	...	1	
	136A Stricture of Urethra	
	136B Other Diseases of the Urethra, etc.	
36	137 Diseases of the Prostate	1	1	
	138 Diseases of other male genital organs	
	139 Disease of female genital organs ... (a) Diseases of the ovary, fallopian tube and parametria	
	(b) Diseases of Uterus ...	1	1	2	
	(c) Diseases of the breast	
	(d) Other Diseases of the female genital organs	
	<i>XI.—Diseases of Pregnancy, Child-birth and the Puerperal state</i>														
29	140 Post-abortive Sepsis	1	1	
	141 Abortion without mention of septic conditions	
	142 Ectopic Gestation	
30	143 Haemorrhage of Pregnancy	1	1	2	
	144 Toxaemia of Pregnancy	1	1	...	2	
	145 Other Diseases and Accidents of Pregnancy	1	1	2	
	146 Haemorrhage of child-birth and Puerperium ... (a) Placenta Praevia (with child-birth)	
	(b) Premature Separation of Placenta (with child-birth)	
30	(c) Other Haemorrhages of child-birth	1	...	1	2	
	(d) Other Haemorrhages after child-birth	1	1	...	2	
29	147 Infection during child-birth and the Puerperium	1	1	1	3	
	148 Puerperal Toxaemia— (a) Puerperal eclampsia	
	(b) Puerperal Albuminuria and Nephritis...	
30	(c) Acute yellow atrophy of liver (Post-Partum)	
	149 Other accidents of child-birth ...	1	1	1	1	4	
	150 Other or Unspecified conditions of child-birth and Puerperal state	1	...	1	1	3	
	<i>XII.—Diseases of the Skin and Cellular Tissue</i>														
	151 Carbuncle, Boils	
	152 Cellulitis, Acute Abscess	
	153 Other Diseases of the Skin and Cellular Tissues	
36	<i>XIII.—Diseases of the Bones and Organs of Movements</i>														
	154 Osteomyelitis and Periostitis	
	155 Other diseases of the bones	
	156 Diseases of the joints and other organs of movements	1	1	

TABLE 36—(Contd.)

DEATHS BY ALL CAUSES AND MONTHS—(Contd.)

Classification No.	SPECIFIC CAUSES OF DEATH	Jan.	Feb.	Mar.	April	May	June	July	Aug.	Sep.	Oct.	Nov.	Dec.	TOTAL
<i>XIV.—Congenital Malformation</i>														
32	157	Congenital Malformations												
<i>XV.—Diseases Peculiar to the First Year of Life</i>														
32	158	35	18	21	30	23	35	43	29	46	45	37	34	396
31	159	38	26	28	28	41	28	47	48	59	60	48	38	489
	160	1	1	1	1	1	...	1	...	1	1	8
	161	Other diseases peculiar to the first year of life—												
32		(a) Asphyxia during or after birth, Atelectasis												
		5	6	2	3	2	2	6	3	5	2	3	4	43
		(b) Intoxication due to maternal toxæmia, Ante-natal toxæmia												
		1	1	1	...	1	6
		(c) Infections of the New born												
		(1) Infections of the Umbilicus												
		(2) Pemphigus neonatorum												
32		(3) Other or Unspecified infections included under 161(c)												
		(d) Other specified diseases included under 161												
		1	1	1	3
<i>XVI.—Senility, Old Age</i>														
	162A	Old age												
	162B	Senility with mention of senile dementia												
	162C	66	63	56	67	64	55	61	64	67	63	51	66	743
<i>XVII.—Deaths from Violence</i>														
<i>Suicide (163-164)</i>														
	163	Suicide by Poisoning—												
		(a) Suicide by solid or liquid toxic or corrosive substances												
		(1) By Corrosive substances												
		(2) By analgesic and narcotic drugs												
		(3) By Soporific drugs												
		(4) By other solid or liquid poisons												
		(b) Suicide by poisonous gas—												
		(1) By Coal gas												
		(2) By motor exhaust gases												
		(3) By other poisonous gas												
33	164	Other forms of suicide—												
		(a) Suicide by hanging or strangulation												
		1	1	1	...	2	5
		(b) Suicide by drowning												
		(c) Suicide by fire arms and explosives												
		(d) Suicide by cutting or piercing instruments												
		(e) Suicide by Jumping from high places... ..												
		(f) Suicide by crushing												
		(1) Suicide on railways												
		(2) Other suicide by crushing, suicide by jumping before vehicles other than trains												
		(g) Suicide by other or Unspecified means												
<i>Homicide (165-168)</i>														
35	165	Infanticide (Infants under 1 year)												
	166	Homicide by Firearms												
	167	2	1	1	1	2	...	2	2	3	1	15
35	168	Homicide by cutting or piercing instruments												
		Homicide by other or Unspecified means												
		Accidental Deaths (or deaths not known to be due to suicide or Homicide (169-195), and other violent deaths (196-198)												
	169	4	5	5	8	6	5	6	9	9	7	6	8	78
34	170	Railway accidents (any cause of death except war)												
		Motor Vehicle Accidents (any cause of death except war)												
		(a) Collisions with trains												
		(b) Collisions with tram												
		4	6	6	2	5	5	6	2	4	5	4	4	53
34	171	Other Road Transport Accidents (any cause of death except war)												
		(a) Tramway accidents on roads												
		(b) Other accidents included under 171... ..												
	172	Water Transport accidents (any cause of death except war)												
35	173	Air Transport Accidents (any cause of death except war)												
	174	Accidents in mines and quarries (any cause of death except war)												
	175	Agricultural and Forestry Accidents (any cause of death)												

TABLE 36—(Contd.)

DEATHS BY ALL CAUSES AND MONTHS—(Contd.)

Classification No.	SPECIFIC CAUSES OF DEATH.	Jan.	Feb.	Mar.	April	May	June	July	Aug.	Sep.	Oct.	Nov.	Dec.	TOTAL
	(a) Accidents from Farm, etc., Machinery and Vehicles
	(b) (1) By Venomous animals
	(2) By other animals
	(c) Other Accidents included under 175...	1	1
176	Accidents caused by Machinery (any cause of death)
177	Food Poisoning
178	Accidental Absorption of Poisonous gas—
	(a) Carbon Monoxide
	(b) Marsh gas or sewer gas
	(c) Chloroform
	(d) Accidental absorption of any other irrespirable or poisonous gas included in 178
179	Other acute Accidental poisoning (not by Gas)—
	(a) Salvarsan and other organic preparations of arsenic
	(b) Other acute accidental poisoning not by Gas included in 179	1	1	1	2	1	1	1	2	...	2	12	
180	Conflagration
181	Accidental Burns (Conflagration excepted) ...	2	3	4	4	7	3	5	10	6	9	4	8	65
182	Accidental Mechanical Suffocation
183	Accidental drowning ...	3	2	5	3	4	4	4	5	2	7	3	16	48
184	Accidental Injury by Firearms
185	Accidental Injury by cutting or piercing instruments
186	Accidental Injury by fall, crushing, land slides, etc. ...	4	5	8	8	6	5	6	4	6	7	6	9	74
187	Cataclysm (any cause of death)
188	Injury by animals (Poisoning by Venomous animals excepted)
189	Hunger or Thirst
190	Excessive Cold
191	Excessive Heat
192	Lighting
193	Other Accidents due to Electric Currents
194	Attack by Venomous Animals—
	(a) Hydrophobia ...	2	1	1	2	1	8
	(b) Snake Bites	1	...	1	2
	(c) Attack by Venomous animals included in 19
195	Other Accidents—
	(a) (1) Vaccinia
	(2) Other Sequelae of Vaccination against Small-pox
	(b) Other accidents due to medical or surgical intervention—
	(1) Anaesthetic accidents
	(2) Other accidents included under 195(b)
	(c) Lack of care of the New born
	(d) Other and Unspecified accidents under 195 ...	4	1	3	2	1	4	1	3	1	1	3	25	
196	Deaths of persons in Military Service during operations of war—
	(a) From Poison gas
	(b) From wounds
	(c) From other or Unspecified causes
197	Deaths of civilians due to operation of war—
	(a) From Poison Gas
	(b) From Wounds
	(c) From other or Unspecified causes
198	Legal Executions
<i>XVIII.—Ill-defined causes of Deaths</i>														
36	199 Sudden Death
36	200 Causes of Death Unstated or Ill-defined
	(a) Ill-defined Causes—
	(1) Heart failure ...	16	12	22	18	19	16	20	24	18	18	14	16	213
	(2) Other ill-defined causes ...	11	9	12	8	7	9	10	8	16	12	8	14	124
	(b) Found dead, Cause unknown
	(c) Other deaths from Unknown or Unspecified cause ...	1	...	1	2	1	2	1	3	1	2	14
G	2002a Fever not defined ...	7	1	1	4	4	2	3	5	1	4	4	6	42
Total ...		443	420	459	454	483	471	569	566	527	52	478	520	5932

TABLE 37

Malaria cases treated by months at the Municipal Dispensaries during the year 1955.

Jan.	Feb.	Mar.	Apr.	May	June	July	Aug.	Sept.	Oct.	Nov.	Dec.	Total
...	12	12

	Jan.	Feb.	Mar.	Apr.	May	June	July	Aug.	Sept.	Oct.	Nov.	Dec.	Total
No. of slides examined.	17	19	33	23	30	42	45	38	49	53	57	133	539
No. found positive	Nil

TABLE 38

Quantity of Insecticides used in the Suburbs.

Serial No.	Formulation of the Insecticides.	Quantity used.
1	B. H. C. Suspension 50 per cent.	23 tons 3 Cwts.
2	B. H. C. ,, 12 per cent. G. I.	6 Cwts.
3	B. H. C. Dust 5 per cent.	13 tons 15 Cwts.
4	Diazinon 40 per cent. Suspension	25 lbs.
5	D. D. T. Technical 80 per cent. para para.	5,584 lbs.
6	D. D. T. Suspension 75 per cent.	26,352 lbs.
7	Dieldrin 15 per cent. Emulsion	34 gallons.
8	Sovacide P. X.	1,363 gallons.
9	Aromex	2,105 gallons.

TABLE 39

Anopheles Breeding detected by months in 1955

Breeding detected in	Jan.	Feb.	Mar.	Apr.	May	June	July	Aug.	Sept.	Oct.	Nov.	Dec.	total
Open wells	2	26	27	8	2	12	13	8	19	26	23	26	192
Cisterns	1	1
Masonry tanks	14	...	15	11	...	10	12	7	7	4	3	9	92
Tins	4	7	11
Gully traps and storm water entrances	1	...	5	1	7
Pools, low lying lands etc.	9	7	59	5	7	18	56	70	80	185	5	20	521
Odd receptacles	11	9	4
Total	26	33	106	24	9	41	97	101	110	215	31	55	848

TABLE 40:
Anopheles Breeding detected—By Wards in 1955

Nature of Breeding Place	Ward					Total
	H	K	L	M	N	
Open wells	20	144	3	2	23	192
Cisterns	1	1
Masonry tanks	10	41	1	10	30	92
Tins & Old receptacles	11	...	11
Gully traps and Storm water entrances	1	...	6	7
Poo's, Low-laying lands, etc.	196	201	3	12	109	521
Odd receptacles.	24	...	24
Total	227	336	8	59	168	848

TABLE 41
Spleen Rate by Wards

Ward	No. of Children examined	No. of children found with enlarged spleen	Spleen Rate Percentage.
H	Nil	Nil	Nil
K	90	Nil	Nil
L	Nil	Nil	Nil
M	271	2	0.74%
N	41	1	2.4%
Total	402	3	0.75

TABLE 42
Wells by Wards

Ward	Total No. of wells in the Suburbs	No. of wells open or partially open			No. of wells hermetically concrete covered with and without pump.		
		Total No.	Open	Trap Door	Total No.	With pump	Without pump
H	456	417	415	2	39	3	36
K	1,015	989	985	4	27	3	24
L	292	264	258	6	28	24	4
M	364	362	362	...	2	...	2
N	679	679	674	5
Total	2,807	2,711	2,694	17	96	30	66

One new well is permitted in K Ward.

Tube-Wells by Wards.

H and K Ward	...	41
L Do.
M Do.	...	117
N Do.	...	25
Total	...	183

TABLE 43
Wells filled in etc. by wards during the year 1955

Ward	Total No. of Wells	Filled in	Covered Completely	Covered with trap door
H	456	26	12	2
K	1,016*	15	11	4
L	292	4	4	...
M	364	1
N	679	10
Total	2,807@	56	27	6

* Including 1 newly permitted.

@ Private and Public.

TABLE 44
Summary of Primary Vaccination and Results, 1955.

No. primarily vaccinated.	No. in which results were checked.	No. success fully vaccinated.	@No. of insertions seen.	@No. of insertions successful.
*24,474	20,530	20,518	61,782	58,218
* (a) Births Registered during the year				... 20,335
†(b) Case success rate				... 99.94 per cent.
@ (c) Insertion success rate				... 94.23 per cent.

TABLE 45.

Births (Registered) and Primary Vaccinations by months.

Year 1955.	Jan.	Feb.	March	April	May	June	July	August	Sept.	Oct.	Nov.	Dec.
Births	... 1,468	1,268	1,456	1,351	1,472	1,498	1,673	1,743	1,877	2,047	1,891	2,591
Primary Vaccination*	... 2,848	2,914	2,123	1,638	1,209	1,372	1,522	1,290	1,612	1,785	2,574	3,589
Re-vaccinations	... 7,297	8,116	12,197	4,697	2,841	2,657	4,538	4,188	2,437	3,406	937	2,035

* 16,752 children born in (Suburbs) Bombay and 7,724 out-born.

TABLE 46,
Results of Primary Vaccinations by ages.

Results.	AGE GROUPS.			Total.
	Under 1 year.	1 to 6 years.	6 years and above.	
Successful	... 15,660	4,742	116	20,518
Unsuccessful	... 11	1	...	12
Unknown	... 3,039	858	49	3,946
Total	... 18,710	5,601	165	24,476

TABLE 47.
A.—HOSPITALS

The two Bhabha Hospitals in the Suburbs are situated on the Western Side at Bandra and on the Eastern side at Kurla, respectively. The work done at these institutions is summarised below:—

Particulars.	Bhabha Hospital Bandra.		Bhabha Hospital Kurla.	
(i) Accommodation of beds—				
General male ward	...	10	...	13
General female ward	...	10
Maternity ward	...	30	...	13
Emergency	10
Total Number of beds	...	50	...	36
(ii) Attendance—				
Year	Attendance (annual) of in-patients.	Daily average.	Attendance.	Daily Average
1953	... 18,485	50.6	14,586	40
1954	... 18,613	50.5	14,653	40.1
1955	... 15,081	35.83	13,180	36
(iii) Surgical Operations—				
1953	...	876	...	144
1954	...	965	...	156
1955	...	1,067	...	368
(iv) Expenditure—				
Year.	Total Cost.		Total Cost.	
	Rs.	a. p.	Rs.	a. p.
1953	... 1,78,453	0 0	89,216	0 0
1954	... 2,23,629	0 0	1,12,851	0 0
1955	... 1,20,610	4 6	1,04,185	9 0
			Cost per patient.	Cost per patient.
			Rs. a. p.	Rs. a. p.
1953			2 11 3	
1954			2 15 0	
1955			2 10 8	

TABLE 48.

B.—MATERNITY SERVICES.

The maternity service was rendered through four centres and the details of work done thereat are given below :—

Particulars	Maternity Ward at Kharshedji Behramji Bhabha Hospital, Bandra			Maternity Ward at Khan Bahadur H. K. Bhabha, Hos- pital, Kurla			Municipal Mater- nity Home at Chembur			Shamabai Vitthaldas Khimji Municipal Maternity Home at Rajawadi, Ghatkopar			Total			
	(1)	(2)			(3)			(4)			(5)			(6)		
No. of beds	---	30			13			18			20			81		
		1953	1954	1955	1953	1954	1955	1953	1954	1955	1953	1954	1955	1953	1954	1955
No. of confinements ... including primiparae	2,361	2,080	2,509	1,041	1,091	1,199	215	342	555	543	814	950	4,116	4,333	5,213	
Primi parae	399	377	461	244	207	261	44	70	120	127	189	210	814	843	1,052	
Still-births	52	50	68	64	40	44	6	7	12	17	16	23	139	113	147	
<i>Ant-Natal Clinics</i>																
New Cases	---	3,704	3,816	---	1,862	1,977	---	495	927	---	1,113	1,445	---	7,174	8,165	
Total attendance	---	11,339	15,618	---	5,784	6,110	---	657	3,683	---	2,924	4,765	---	20,704	30,176	
Daily average	---	40.22	101.11	---	37.1	16.7	---	6	35.4	---	1.01	47.7	---	---	---	
<i>Post Natal Clinics</i>																
New Cases	---	789	1,755	---	177	268	---	3	318	---	74	1,052	---	1,043	3,393	
Total attendance	---	789	1,755	---	234	392	---	---	13	---	16	1,907	---	10,39	5,412	
Daily average	---	2.5	34.36	---	4.5	1.1	---	5	26.1	---	0.8	20.49	---	---	---	
<i>Family Planning Clinics</i>																
New cases	---	47	102	---	---	12	---	2	32	---	12	63	---	61	209	
Total attendance	---	47	126	---	---	15	---	3	96	---	---	109	---	50	346	
Daily average	---	---	2.1	---	---	0.09	---	---	1	---	---	2.13	---	---	---	

PART II

INDEX

(SUBURBS)

	PAGES
(1) Appendices—Supplementary reports and Tables for Hospitals and Dispensaries	...7-9,34,36-37
(2) Area and Population	... 1
(3) Birth and Birth-rate	... 1
(4) Births by months	... 17
(5) Cerebro-spinal meningitis	... 2
(6) Cholera	... 2
(7) Cemeteries	... 1
(8) Deaths and death rate	... 1
(9) Deaths by months	... 20
(10) Diphtheria	... 2
(11) Disinfection	... 2
(12) Dispensaries	... 6
(13) Enteric fever	... 2
(14) Epidemic and other diseases	... 2
(15) Food Sanitation	... 2
(16) Hospitals	... 36
(17) Influenza	... 2
(18) Leprosy	... 2
(19) Malaria	... 2
(20) Maternity Services	... 37
(21) Meteorological Data	... 9
(22) Milk-in-School Scheme	... 5
(23) Notification of Infectious diseases	... 2
(24) Plague	... 2
(25) Poliomyelitis	... 2
(26) Prosecutions	... 10
(27) Review of the year	... 1
(28) Small-pox	... 2
(29) Tuberculosis	... 2
(30) Vaccination	... 4
(31) Venereal Diseases	... 2
