


REPORT
ON THE
ADMINISTRATION
OF
JAMMU AND KASHMIR STATE
FOR
SAMVAT 1993-94.



JAMMU:
PRINTED AT THE RANBIR GOVERNMENT PRESS.
1938.

TABLE OF CONTENTS.

Serial No. of Section.	Particulars.	Page.
1	Prefatory Note	i
2	General Summary	i—iv
3	Chapter I.—Physical and Political.	
	(1) Physical	1
	(2) Political [(1) History of the State ; (2) The State Today] ..	3
4	Chapter II.—General Administration	
	(1) The Ruling Family	15
	(2) General condition of the people	15
	(3) General Administration	16
	(4) Praja Sabha	18
	(5) Public Opinion	22
5	Chapter III.—Administration of Land.	
	(1) Land Revenue	23
	(2) Rural Development	27
	(3) Co-operative Societies	27
6	Chapter IV.—Production and Distribution.	
	(1) Agriculture	31
	(2) Horticulture	32
	(3) Entomology	33
	(4) Civil Veterinary Department	34
	(5) Food Control Department	36
	(6) Marketing Board	37
7	Chapter V.—Commerce and Industry.	
	(1) Trade	39
	(2) Industries	41
	(3) Mineral Survey	44
	(4) Forests	45
	(5) Game Preservation	48
	(6) Customs	48
	(7) Excise	50
	(8) Printing	54
	(9) Stationery	54

Serial No. of Section.	Particulars.	Page.
	(10) Civil Supplies	54
	(11) Sericulture	55
	(12) Mulberry Culture	56
8	Chapter VI.—Protection.	
	(1) Legislation	56
	(2) Justice	56
	(3) Extradition	59
	(4) Jai's	60
	(5) Police	61
	(6) Army	64
9	Chapter VII.—Public Utility.	
	(1) Public Works Department	68
	(2) Electrical Department	71
	(3) Telegraph	72
	(4) Telephones	73
	(5) Municipalities	74
	(6) Visitors Bureau	77
	(7) Meteorology	78
10	Chapter VIII.—Social Service.	
	(1) EDUCATION DEPARTMENT—	
	(a) Education (Boys)	80
	(b) Scouting	83
	(c) Education (Female)	83
	(d) „ (Technical)	85
	(2) Public Libraries	85
	(3) Research, Archaeology and Museum	86
	(4) Civil Medical Department	87
11	Chapter IX.—Finance.	
	(1) Finance	92
	(2) Income-tax	94
	(3) Stamps	95
12	Appendices	i

PREFATORY NOTE.

Certain new features have been introduced in the Administration Report this year. These include (1) a Territorial Map of the State, (2) short Notes on the History and the Geography of the State, (3) a Note on Jammu and Kashmir To-day and (4) a brief summary of the Report. Further improvements will be introduced in subsequent reports.

This report has been prepared by the Publicity Department and is issued under the authority of His Highness' Government. The account of the administration of the State during the year under review is mainly based on the reports of the various Departments, which are published separately. It must, however, be understood that the authority of His Highness' Government does not necessarily extend to every detail either of statement or of opinion.

GENERAL SUMMARY.

1. RECEIPTS AND EXPENDITURE.

The total receipts during the year were Rs. 250.70 lakhs against Rs. 245 lakhs of the previous year. The increase occurred mainly under Forests and was due to improvement in the price of timber. The major heads of revenue were Customs (Rs. 71.20 lakhs), Land Revenue (Rs. 64.50 lakhs), Forests (Rs. 49.75 lakhs), and Sericulture (Rs. 14 lakhs). The total expenditure was Rs. 259.16 lakhs against Rs. 239.05 lakhs of the previous year. The excess of expenditure over receipts was due to the adjustment of losses of the Food Control Department against General Revenues. The year opened with a cash balance of Rs. 59.86 lakhs and ended with a cash balance of Rs. 49.89 lakhs.

The total trade of the State exclusive of imports and exports of Treasure amounted to 59.10 lakhs of maunds valuing l.s. 3.47 crores. The chief articles of export were wood and timber (Rs. 40.47 lakhs), Fruits and Vegetables (Rs. 26 lakhs), Raw Silk and Cocoons (Rs. 13.3 lakhs), Wool and Woollens (11 lakhs). On the whole, the crops were good in both the provinces of Jammu and Kashmir, and the condition of the live-stock was satisfactory. But the price of food-stuffs remained low on account of trade depression.

2. GENERAL ADMINISTRATION

The only important change in the personnel of the administration was the appointment of Dewan Bahadur N. Gopalaswami Ayyangar as Prime Minister in succession to Col. E. J. D. Colvin. There were some out-breaks of agitation at Srinagar and in certain places in Jammu Province. The agitation at Srinagar was confined to a section of the Muslims who resented certain remarks alleged to have been made by Pt. Shivanarayan Fotedar, President of the Sanatan Dharma Yuvak Sabha, in a public speech, as being derogatory to the dignity of their Prophet. In Jammu Province, a judgment of the High Court in a case of cow-slaughter reducing the sentence passed by a sub-ordinate court was exploited by the Hindu-Sikh Naujawan Sabha for starting a campaign of agitation. Firing had to be resorted to at Srinagar, and Punitive Police had to be posted at Jammu. Arrests were made at both places, but the persons arrested were released on tendering apologies and giving undertakings for future good conduct. Those who still remained in jail were released ultimately by virtue of an amnesty granted by His Highness the Maharaja Bahadur at the opening of the Srinagar session of the Praja Sabha.

3. THE PRAJA SABHA.

The Praja Sabha held, as usual, two sessions during the year. The Budget was presented to the House at the Srinagar session and 8 days were devoted to discussion of the Budget proposals. During the Srinagar session two bills, one official and one non-official, were passed, and four bills, one official and three non-official, were referred to Select Committees. In the Jammu session, two official bills were passed and one referred to a Select Committee. In both the sessions a number of resolutions were passed, several of which were accepted by Government; and about 1,800 questions were answered by Government.

4. RURAL WELFARE.

As compared with the figures of the preceding year, the number of Co-operative Societies rose to 3,490 from 3,453, the membership to 86,497 from 84,251 and the working capital to Rs. 99.20 lakhs from Rs. 96.16 lakhs.

The Agriculture Department distributed about 1,200 maunds of improved seed among the cultivators, and agricultural shows were held at various places.

The Horticulture Department distributed over 1·70 lakhs of grafted fruit plants, of which over a lakh were issued free to zamindars. The Department supplied machinery and technical labour for syringing trees, free of cost, and nearly 6 lakhs of trees in private orchards were sprayed.

Twenty-five dispensaries were maintained by the Civil Veterinary Department. The number of animals treated for various diseases was about 1,20,000. The number of animals castrated was over 14,000. Arrangements for opening an anti-rabic centre for domestic animals are being made in the Jammu Dispensary. One such centre already exists at Srinagar. Under a scheme sanctioned by the Government, 30 bulls of suitable breeds were purchased from the Punjab and Karachi and distributed among selected breeding centres. Ten more State-subjects were deputed for Veterinary training during the year.

The year's working of the Kashmir Valley Food Control Department resulted in a loss of over Rs. 11 lakhs. The loss was made good from the General Revenues and the Food Control Reserve Fund. With a view to prevent loss in future drastic economies were effected in the expenditure of the Department. The export duty on paddy was remitted and lorries carrying paddy or rice to British India were exempted from road-toll.

5. SOCIAL SERVICES.

Education.—The number of boys' educational institutions rose from 1,198 to 1,228 during the year and of attendance from 78,301 to 80,024. Twelve new Middle schools and thirty new Primary schools were sanctioned. The percentage of boys at school to the male population of school-going age works to 30·7. Out of 209 sent up for the Degree Examination from the two colleges, 110 came out successful, and out of 450 sent up for the Intermediate Examination 236 passed. Of 1,189 scholars sent up for the Matriculation Examination from Government and aided schools, 845 were declared successful. The Government maintain two High schools for girls but no separate college for women, but both the colleges in the State admit girl students. During the year under review, 39 girls students received education in the two colleges. Higher classes have been recently opened in one of the schools of the Women's Welfare Trust, which is aided by the Government. The number of Middle schools for girls rose from 20 to 22. The Government maintain 144 Girls Primary schools; 11 aided and 5 unaided schools were maintained by public bodies. The number of technical schools maintained by the Government was 8 and the attendance at these schools was 348. The total expenditure on Education during the year came to Rs. 17·53 lakhs.

Medical Aid.—The Government maintain 2 General Hospitals and 2 Zenana Hospitals one each in Jammu and Srinagar, besides 75 Dispensaries (including 2 Dental Dispensaries, one attached to each of the Central Hospitals), 2 Travelling Dispensaries and 2 Female Travelling Dispensaries. During the year under report 2,47,833 patients were treated in the various Hospitals, and 13,12,483 patients were treated in the Mufassil Dispensaries. The number of operations, major and minor, performed was 4,216 and 74,484 respectively. The activities of the Tuberculosis Department were extended to Jammu Province. The number of cases treated at the Tuberculosis Dispensary at Srinagar was 18,134 against 17,380 of the previous year. The total number of cases treated during the 10 months at Jammu was 8,779. The total expenditure on the medical services was Rs. 8·38 lakhs.

6. ADMINISTRATION OF JUSTICE.

The number of criminal courts was 139, and the total number of offences reported during the year was 18,771. The percentage of convictions to cases has shown a slight improvement. There has also been decrease in the number of offences relating to illicit traffic in women. The total number of civil suits in all civil courts subordinate to the High Court was 10,471 as against 10,711 of the previous year.

(iii)

7. PUBLIC WORKS.

The expenditure on Public Works was Rs. 26.91 lakhs. Two hospitals, one at Jammu and the other at Srinagar, were constructed out of the funds allotted from the Silver Jubilee Fund. The construction of several important roads was taken in hand; two bridges in Srinagar were completed and opened to traffic and several other bridges were under construction. A scheme for the improvement of water-supply in Srinagar and extension of pipe lines was sanctioned and pipe lines were improved in certain localities. Improvement of water distribution was made at Jammu also. A survey for the preparation of a scheme for the diversion of the Chenab to save Hamirpur Sidhar and other villages from erosion by floods was completed. A project for the construction of a low-level tunnel at Banihal was under consideration.

The Irrigation Department yielded a net revenue of Rs. 3.62 lakhs. The 5 canals in Jammu and 3 in Kashmir maintained by the Department irrigated an area of 1,38,942 acres.

The Power House at Mohora generated 1.22 crores of units and the Jammu Generating Station over 30 lakhs of units.

8. MUNICIPALITIES.

The receipts of the Srinagar Municipality amounted to Rs. 4.36 lakhs, and its expenditure to Rs. 4.57 lakhs. The opening balance was Rs. 81,594 and the closing balance Rs. 60,214. The main sources of revenue were Octroi (Rs. 2.4 lakhs), wheel-tax and boat-tax as well as a contribution from the Government. The receipts of the Jammu Municipality amounted to Rs. 1.48 lakhs and its expenditure to Rs. 1.35 lakhs.

9. FORESTS.

Proposals for the construction of small railway lines in Jammu with a view to developing timber industries and general trade were under consideration. The total quantity of timber extracted by purchasers was 1.74 crores c. ft. and the total quantity of firewood extracted by purchasers was 4.89 lakhs c. ft. The sale of minor forest products brought a revenue of Rs. 6.65 lakhs. The question of starting a Resin and Turpentine factory was under the consideration of the Government. The total area under Forests was 10,149.31 square miles.

10. MISCELLANEOUS.

To encourage exports and develop interprovincial trade, the rate of road-toll on motor cars and lorries was reduced by about 25 per cent. Peasants who go out of the State in search of employment during winter, when agricultural labour in the State has perforce to remain idle, were exempted from payment of customs duty on their personal luggage to the value of Rs. 25 per person. In pursuance of a resolution passed in the Praja Sabha, an Advisory Committee was constituted to consider the question of customs tariff.

There was some improvement in the prices of silk due to the increasing consumption of raw-silk in America and the general increase in commodity prices. The total quantity of seed distributed for rearing during the year was 38,645 ounces in Kashmir Province and 6,472 ounces in Jammu Province. With a view to improving the quality of local seed a proposal for the construction of model rearing houses at Harwan in Kashmir was sanctioned. The Kashmir Silk Factory produced 1.66 lakhs of pounds of raw silk. The out-turn of the Jammu Silk Factory was 38,737 pounds.

The total number of visitors to Kashmir during the year was 24,718 against 21,841 of the previous year. The increase is probably due to the steps being taken to provide greater amenities for them by the Government.

The carpet factories of Kashmir were able to do substantial business due to improvement of market conditions. The Government continued to pay the subsidy in respect of carpets manufactured in and exported out of the State. There was a steady market for Kashmir woollens and silks and better prices were obtained than in the previous year. The Match Factory did good business. The Santonin Factory was greatly handicapped by the Russian competition. The Karan Singh Woollen Mills started manufacture of woollen yarn and piece-goods. The Kashmir Chemical Company, Jammu, showed improvement in business. Various kinds of utensils of modern designs were manufactured by Messrs Faiz Ahmad and Sons. Manufacture of pottery was started by the Kashmir Pottery Works, Jammu. A number of economic surveyors were employed to work under the Director of Industries for the purpose of studying the conditions of trades such as silver-ware, gabba-making, willow basket-making, wood-working etc. To give practical effect to the recommendations of Professor Barker for the development of sheep-breeding a scheme was sanctioned, under which a limited Liability Company was started with Mr. K. C. Haksar, M. Sc., who had some experience in the line, as Managing Director, and the Director of Industries, the Chief Conservator of Forests and the Superintendent of the Veterinary Department as Directors on behalf of Government. The Government further decided to give Rs. 12,000 annually for 6 years for research work. Share capital of the Company was divided between Government and Mr. Haksar, in the proportion of 51 and 49 per cent. respectively.


The Peripatetic Demonstration party gave demonstrations in villages in the frontier illaqa on the use of fly shuttle looms and light sleys with local wool yarn. Several new designs in cloth weaving were introduced. A special feature of the demonstration was the use of acid (coal tar), mineral and vegetable colours, which improved the quality of the woollens.

The 8th annual Jammu and Kashmir Exhibition opened on the 30th August 1937 and closed on the 23rd September. The total number of stalls available was 229, out of which the Government Departments occupied 38. The industries represented were shawl and embroidery, wood-carving and papier-mache, jewellery, carpets, silks, woollen goods, silver and gold-ware, wicker-work, metal-work, Gubbas, furs and skins, leather goods, and soap and scented oils. The exhibits displayed showed considerable improvement in quality, colour, design and finish. A new automatic loom was demonstrated at the exhibition and aroused considerable interest among the local weavers. The sales were estimated to value about Rs. 3 lakhs.

34

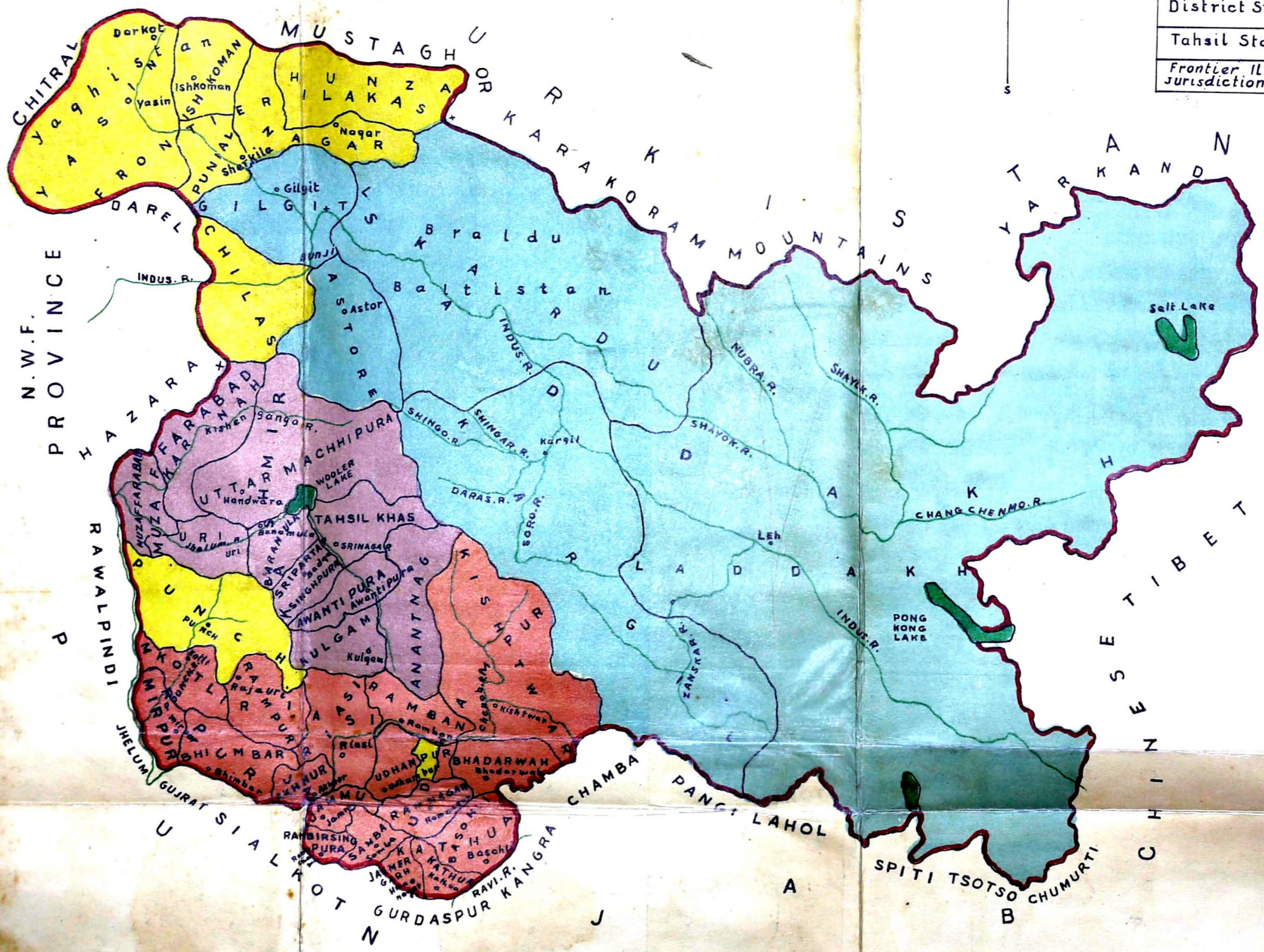
TERRITORIAL MAP OF THE JAMMU AND KASHMIR STATE

SCALE 32 MILES TO 1 INCH



REFERENCES

State Boundry	
Jammu Province	
Kashmir Province	
Frontier Districts	
District Boundry	
Tahsil Boundry	
Rivers	
Lakes	
District Stations	ABCDE
Tahsil Stations	o
Frontier Ilagas & Jurisdictional Jagir	



ANNUAL
ADMINISTRATION REPORT
 OF
JAMMU AND KASHMIR STATE
 FOR
SAMVAT 1993-94.

CHAPTER I.—PHYSICAL AND POLITICAL.

1.—PHYSICAL.

Area.—The total area of Jammu and Kashmir is 84,471 square miles. The State lies between 32°-17' and 36°-58' North latitude and 73°-26' and 80°-30' East longitude and is the largest State in India. It is larger than Hyderabad and about as large as Mysore, Bikaner, Gwalior and Baroda put together, and is two-thirds the size of the whole of the Bombay Presidency.

Boundaries.—On the North it is bounded by Chinese and Russian Turkistan, on the East by Chinese Tibet, on the South by the Punjab, and on the West by the North-West Frontier Province. The territories of three Powers, *viz.* Britain, China and Russia, and of the independent kingdom of Afghanistan meet on the Northern border of the State.

Physical Features.—In addition to a small strip of land along the borders of Jammu, which is a continuation of the great plain of the Punjab, and a bleak tract adjoining the Karakorum mountains, the territories of His Highness the Maharaja Bahadur of Jammu and Kashmir include the valley of the Chenab, the valley of the Jhelum, and the middle reaches of the Indus.

The Chenab valley is conterminous with Gujrat, Sialkot and Gurdaspur. Wheat, barley, maize, rape and Bajra are the main crops in this region.

The Jhelum valley consists of the famous vale of Kashmir, which extends from Vernag to Baramulla and is over 80 miles long and 20 to 25 miles broad, its lateral valleys and mountains, and the Jhelum gorge with the lower part of the valley of the Kishenganga. The main valley has an elevation of over 5,000 feet above the sea-level. Rice, buck-wheat, barley, and fruits of various kinds grow in the valley. The whole area together with the valleys which drain into the Jhelum, *e g.* the Liddar, the Lolab, the Sindh and the Kagan provide a scenery that is hardly surpassed anywhere. It is in this valley that saffron is cultivated.

The Indus valley includes the large tract known as Ladakh, Zanskar, and Rupshu, which is situated on the East side of the State at an altitude of about 13,500 feet above the sea-level, as will as Baltistan, Gilgit and Astore. Cultivation in Ladakh is difficult and every inch of cultivable land has to be utilised. The population, as might be expected from the rugged and mountainous character of the land, is very sparse. Zanskar, which is to the

north-west of Rupshu, is a bleak area where cultivation is possible only on the lower levels. The crops are wheat and barley, peas and beans, millets and turnips. This region, however, is famous for a special breed of horses. In Baltistan the climate is very severe, but in the Skardu plain and further west there is intense heat in summer. Gilgit is a kind of oasis in an otherwise inhospitable country. The chief crops in Gilgit are rice, maize, millet, cotton and wheat. Astore is reached by the Butzil pass (13,500 feet) on the main road from Kashmir. Gurais, a beautiful valley on the Srinagar-Gilgit Road, is drained by the Kishenganga and connects the Kashmir valley with the Frontier districts.

The generally accepted geographical classification of the territories is as follows:—

- (1) The sub-montane and semi-mountainous tract consisting of the plain and broken Kandi country skirting the Himalayan ranges.
- (2) The Outer Hills consisting of the comparatively low hills to the south of the mountain ranges.
- (3) The Jhelum valley consisting of the valleys that drain into the Jhelum and the Kishenganga valley.
- (4) The Tibetan and semi-Tibetan tract, consisting of the valley of the Indus and turning from the south-east to the north-west.

The first two of these divisions form the province of Jammu with a total area of 12,378 square miles; the third is Kashmir proper with an area of 8,539 square miles, while the fourth comprises the district of Gilgit and the Frontier Illaqs and Ladakh, which occupy 63,554 square miles or about three-fourths of the area of the State.

Much has been written about places of interest in Kashmir. Mention may be made here of the Dal, the Wular, the Manasbal and the Anchar lakes; of the Mughal gardens near Srinagar, and Achhabal and Kokar Nag; the valleys of the Liddar, the Sindh and Lolab and health resorts like Pahalgam, Sonamarg and Gulmarg—all beauty-spots which are unique of their kind.

The mountain ranges which traverse the State reach great heights—one peak attaining an altitude of 28,265 feet above the sea-level and being the second highest peak in the world.

Climate.—The climatic conditions of the country vary from the arctic cold of Ladakh to the intense heat of the Punjab plains.

In the sub-montane and semi-mountainous tracts of the Jammu Province tropical heat is experienced. Kashmir enjoys a temperate climate in summer but is very cold in winter. In the Frontier districts especially in Dras, Zaskar and Rupshu there prevails extreme cold. The deep narrow valleys of Karnah, Bunji and Chilas are hot and damp. Kishtwar has a more salubrious climate.

Rainfall is scanty in Ladakh and Gilgit, but in the rest of the State it varies from 30 to 65 inches per year. Riasi and Poonch receive more than 60 inches each annually. The annual rainfall of the Jammu district is nearly 45 inches and that of Kashmir varies from 30 to 35 inches.

Jammu and Kashmir provides a vast field of interest for men of different tastes and interests. The holiday-maker finds in Kashmir the chief garden of Asia, with scenery hardly surpassed anywhere else in the world. For the lover of sport, a wide range of game is available. The botanist and the zoologist have here a great wealth of flora and fauna, which they can investigate. The lovely glens and the shaded mountain spurs in their picturesque settings provide an inexhaustible theme to the genius of the poet and a background for the contemplation of the

(3)

philosopher. For the linguist the State has a variety of dialects belonging to different branches of the human family which he can study. For the ethnologist different tribes and racial groups are represented. For the sociologist there is a multitude of standards of human development. For the geologist, the State offers an interesting study of soils and rocks, with chronological data unobtainable elsewhere in India. For the archaeologist there are numerous monuments of different ages and traces of cultural influences showing the interplay of civilizations. The scholar has an extensive field for research in systems of philosophy peculiar to Kashmir. The explorer has mysterious lands on the boundaries and the lofty mountains to merit his attention.

✓ **Population.**—The total population of the State at the census of 1931 was 36,46,243. Excluding the Indus Valley, which occupies 63,554 square miles and is very sparsely populated, the mean density per square mile of area was 160 as compared with 195 for the whole of India. Mohammedans formed over 76 per cent. of the total population. The following figures show the distribution of population according to religions:—

Muslims	...	28,17,635
Hindus	...	7,36,222
Sikhs	...	50,662
Buddhists	...	38,724
Others	...	2,999

Dialects.—The principal languages spoken in Jammu and Kashmir Provinces are Kashmiri, Dogri, Punjabi, Gojri and Pahari. Bhotia and Shina are spoken in Ladakh and Gilgit. Owing to the existence of natural barriers such as high and vast mountain ranges severing the Indus valley from the rest of the country, Bhotia and Shina languages have remained localised within their territorial boundaries and are not understood in other parts of the country.

2.—POLITICAL.

History.—The present ruling dynasty of the State is an offshoot of the Princely House which ruled over Jammu up to the annexation of that principality by the Sikh Government of Lahore. What is now the province of Jammu was really a congeries of small principalities.—The princes of this territory generally recognised the supremacy of the Rajas of Jammu. Bhimber and Rajouri which were on the Mughal road to Kashmir, were more directly under the domination of the Mughal Government, until annexed by the Sikhs.

About the middle of the eighteenth century Raja Ranjit Dev, whose capital was at Jammu, achieved great power and welded together most of the principalities round and near Jammu into one kingdom of which he was the ruler. Soon after his death in 1781, the destinies of his house and country became involved in the political currents which pervaded the Punjab at the time and which culminated in the establishment of the Sikh rule in that country. Jammu and other principalities of the neighbourhood became a part of the Sikh State. The subsequent history of these principalities and their unification is the story of the career of Gulab Singh. He joined Maharaja Ranjit Singh's service about 1812 and so rapidly achieved distinction that he was created Raja of Jammu in 1819. Thereafter Raja Gulab Singh entered upon a policy of consolidating and expanding his power by annexing, one after the other, the principalities situated between the Kashmir valley and Jammu. He conquered Ladakh and Baltistan between 1835 and 1840.

As early as 1831 M. Jacquemant, a French traveller, had written of Raja Gulab Singh: "After Ranjit Singh, he is the greatest lord in the Punjab".

At the death of Maharaja Ranjit Singh in 1839, Raja Gulab Singh was one of the most important figures in the Punjab. But the Government of Lahore became weak by internecine quarrels and by factious rivalries. In 1841, the British suffered reverse in Afghanistan and Raja Gulab Singh was deputed to help them. It was here that the seeds of future friendship between the Dogra potentate and the British power were sown. Early in 1846, Raja Gulab Singh was installed as Prime Minister of the Punjab State. But the Sikhs crossed the Sutlej against his advice and the battle of Subraon went against them. He had now to perform the delicate task of negotiating a treaty. The Treaty of Lahore was signed on the 9th March 1846 and, among other things, provided for the independent sovereignty of Raja Gulab Singh in such territories and districts in the hills "as may be made over to the said Raja by separate agreement between himself and the British Government, with dependencies thereof which may have been in the Raja's possession since the time of Maharaja Kharrak Singh". On the 16th of March 1846 was signed the Treaty of Amritsar. Under one of the articles of the Treaty, Raja Gulab Singh undertook to pay the East India Company a sum of £ 75,000. Under another article the Company recognised him as the Maharaja. But Maharaja Gulab Singh had practically to conquer Kashmir after the treaty.

The Treaty of 1846 transferred Hazara among other areas to the Maharaja. But to make his State more compact, he obtained shortly afterwards Mandir, Dadhi, Kathua and Suchetgarh in exchange for Hazara. For similar reasons the boundary was further altered in 1847. Under the Treaty, Poonch had also passed to Gulab Singh. He conferred the principality on Raja Jawahir Singh, a son of Raja Dhyani Singh, with the status of a feudatory. In 1859 it passed to Raja Jawahir Singh's younger brother Raja Moti Singh, whose descendant is the present Illaqadar.

Kashmir has an ancient history of its own. It was a part of the Empire of Asoka. About the commencement of the Christian era, the valley was invaded by Tartars, and Buddhism became the State religion. Kanishka who was an Indo-Scythian ruled from 120 to 162 A. D. In the sixth century A. D. came the white Huns. Huen Tsang visited Kashmir about 631 A. D. Mahmud of Ghazni attempted to invade Kashmir, but failed to effect entry. Zulkadar Khan, a Tartar swept over Kashmir early in the reign of Sahdev (1301-20). Dynastic revolutions followed, and with the propagation of Islam, the State passed into the hands of Muslim rulers. The most notable of the Sultans of Kashmir, as these Muslim rulers are called, was Sultan Zain-ul-Abidin (1420-70 A. D.) who is said to have introduced paper-making, sericulture and shawl manufacture in Kashmir. Akbar conquered Kashmir in 1586. Jehangir and Shah Jehan were very fond of Kashmir, built stately houses there, planted chinars and laid out various pleasure-gardens round the Dal Lake and elsewhere. In 1750 A. D. Ahmad Shah Abdali invaded and occupied Kashmir. The Afghan rule that came in his wake was harsh and in 1819 a few of the persecuted people called Maharaja Ranjit Singh to their rescue. The Maharaja sent Raja Gulab Singh and another trusted lieutenant in command of his troops. The Afghan Governor was defeated. From 1819 to 1846 A. D. Kashmir was under the Sikhs. In 1842, when a rising took place in the province, Raja Gulab Singh was sent to deal with it. He put down the trouble and, after appointing a Governor of his own, left to return only a few years later as the Maharaja of Jammu and Kashmir.

Jammu, Kashmir, Ladakh, Baltistan and Gilgit had all along been under numerous dynastic rules before the advent of the Dogras. The Jammu and Kashmir State as it exists today is the creation of Maharaja Gulab Singh.

The earliest historical notice of Ladakh is of the Chinese Pilgrim, Fa Hian, who visited Ladakh in 400 A. D. In very early times, it owed temporal and spiritual allegiance to Chinese Tibet. About 1687 A. D. it came under the nominal sway of the Mughal Emperor, but it was really in 1834 that

(5)

Ladakh lost its independence for the first time in history. In that year, the arms of Maharaja Gulab Singh turned towards the Eastern Frontier. It was conquered through the heroism of the famous General Wazir Zorawar.

Gilgit was ruled at the beginning of the 19th century by independent Rajas. During the thirty years preceding the advent of the Dogras, several dynastic revolutions took place in which the chiefs of Yasin, Punial and Nagar took part. In 1842 the Sikhs approached Gilgit and a kind of joint Government was established between the Chiefs of Hunza and Nagar on the one side and the Sikh Governor on the other. The latter transferred his allegiance to Maharaja Gulab Singh after the Treaty of 1846.

The history of Baltistan is obscure, but its chiefs had made themselves felt as early as the beginning of the seventeenth century, when they over-ran Ladakh. It seems to have been independent till its annexation by Raja Gulab Singh.

THE FIRST THREE MAHARAJAS.

Maharaja Gulab Singh (1846-57).—Before giving an account of the progress of the State under Dogra rule, we may pause to consider the condition of Kashmir under the Afghans and the Sikhs. A brief reference has already been made to the period of the Sultans of Kashmir. The rule of the Mughals was on the whole a period of prosperity for Kashmir. Bernier, probably the first European to visit Kashmir, came during the reign of Aurangzeb and was very well impressed with what he saw. Unlike later visitors he does not dwell on the spoliation and the extortion of officials, on the deserted villages and ruined hamlets, on impoverished cultivators and grinding taxes. He is more struck with the charms of "Cachemire, the Paradise of Indes", the grandeur of gardens like Achhabal and the beauty of mountain-glens and flowing waters along the Mughal route. He makes mention of the industrious habits of the people and refers to the "prodigious quantity" of shawls which they manufactured. But in the wake of the Afghan onslaught followed rapine, devastation and religious persecution. The brief rule of the Sikhs did not improve the condition of the cultivators in any way. The times were unsettled; and the Sikh Governors had neither the time nor the inclination to effect any lasting improvement in the administration. Moorcroft, the first Englishman to visit Kashmir, found in 1824 that everywhere the people were in a most abject condition, "subjected to every kind of extortion and oppression". According to him, not one sixteenth of the cultivable area was under cultivation. The taxation was exorbitant and corruption was universal. The Kotwal had to pay thirty thousand rupees annually for his appointment, and one can well imagine what the whole administrative system must have been like. A murderer, when a Sikh, was punished by a fine of sixteen to twenty rupees. Another visitor, Vigne, who came to Kashmir a decade after, draws almost the same picture as Moorcroft and speaks of whole villages thrown out of cultivation.

The Sikh Government took one-half of the Kharif crop plus four Traks (1 Trak = $5\frac{3}{16}$ seers) per Kharwar (1 Kharwar = 83 seers). The village officials got in addition about a Trak per Kharwar. Besides, Nazrana and other taxes and Tambol had to be paid to the Government. The cultivators actually retained from one-third to two-fifths of the produce. The collection was made in kind, and the villages were farmed out. In such circumstances pressure had to be exercised on the peasants to keep the land in cultivation. They lived on the margin of sustenance and their condition was little better than that of serfs. The Government had the monopoly of grain. About two-thirds of the gross produce was appropriated by the State in one form or the other.

On his assumption of sovereignty Maharaja Gulab Singh found that there were over 3,000 Jagir grants in Dharmarth and numerous other alienations. The last two Sikh Governors had been very lavish in making these grants. Maharaja Gulab Singh instituted an enquiry which had the effect of setting aside some of the alienations. The Maharaja also did something to alleviate the misery

caused by Begar. A number of men was determined in each village for the Begar duty, and every man when on Begar duty was to be paid a Kharwar of rice per month and given food. Another reform was the rationing of rice in the valley.

The shawl industry in Kashmir was so important that a Government Department had been maintained for long to deal with it. Maharaja Gulab Singh re-organised the Department. Before 1833, the duty on shawls was levied at 3 annas per rupee of value. Afterwards a tax of Rs. 96 per annum per shop was fixed and extended to 1,000 shops. Subsequently the duty was raised to Rs. 120 per shop. The shawl weavers were grossly underpaid, and suffered under a further disability in that it was extremely difficult for them to leave their employers. On 6th June 1847, they struck work and about 4,000 shawl-workers set out for Lahore. The Maharaja promised them redress and recalled them, and in pursuance of this promise he abolished the system of indenture under which shawl-weavers worked. He further fixed minimum wages for workers and introduced a system of taxation by which the amount of tax was regulated in accordance with the price of shawls.

Maharaja Gulab Singh was a strong and stern ruler. But as his frontiers were in a disturbed state most of his energies were spent in consolidating them. He subdued the turbulent tribes on the borders of the State, and established order in his vast territories, which had never been under one rule before.

In 1851 trouble arose on the Tibetan Frontier over the refusal of the zamindars of Ladakh to allow full transport to certain trade missions from Tibet. The dispute was, however, settled by an agreement between the representatives of the Maharaja and the Dalai Lama.

The loyal co-operation of Maharaja Gulab Singh with the British Government was a source of great strength to the latter. In 1849, Sardar Chattar Singh Attariwala, who had risen against the British Government, tried to enter Kashmir. The Maharaja opposed him and captured 1,000 rebels, whom he delivered to the Punjab Government. The Maharaja treated in a similar manner Dost Mohammad Khan of Afghanistan and his son.

At the out-break of the Mutiny, Maharaja Gulab Singh called his Council and sent a contingent of 2,000 Infantry, 200 Cavalry and 6 guns under the command of his son and heir-apparent Mian Ranbir Singh Ji. The mutineers who had entered the Jammu territory were delivered to the British Government. The Maharaja died before the mutiny had been quelled. For the brave part played by the State forces in quelling the mutiny, Maharaja Ranbir Singh, who succeeded his father, was offered a Jagir in Oudh, which he declined declaring that he had acted as a loyal friend and ally of the British and not as a mercenary.

Maharaja Ranbir Singh (1857-85).—Eleven years of Dogra rule had witnessed the gradual establishment of order in the State. But Maharaja Ranbir Singh's reign was not without military activity, as the frontier tribes still gave trouble, and several expeditions had to be sent against them, which resulted in the subjugation of Gilgit and the adjacent territories.

After the termination of the Indian Mutiny, the Maharaja turned his attention towards retrieving the lost position in Gilgit. In 1860 he sent a force under Colonel Devi Singh, which reduced the fort built by Gauhar Rahman, who had just passed away. Gilgit was reoccupied. The forces then advanced towards Yasin and took it. After the reconquest of Gilgit, Raja Isa Bagdur of Punial, who had incurred the wrath of Gauhar Rahman and sought refuge at the Dogra Court, was re-installed in his old principality. At the time of his re-installment, he acquired the territory of Ishkoman. In 1863 Yasin was reduced by a force led by Colonel Hoshiara. In 1866, disturbances which originated from Hunza made the occupation of Gilgit difficult again. The ruler of Chitral assisted the insurgents. Reinforcements were sent by the Maharaja under Wazir Zorawar and Colonel Bija Singh. The Darel valley was occupied. The

(7)

garrison was re-established at Gilgit. In 1867, Puniā was invaded by its enemies from Yasin. But relief was sent from Gilgit and order restored. About this time the valley of Chaprot was occupied by the Hunza ruler. In 1877 the then ruler of Nagar occupied Chaprot and Chalt, and from that day these areas were held by the Nagar and Kashmir troops. In 1876, Yasin, Kuh-Ghizr and Ishkoman were under the rule of Mehtar Pahlwan Bahadur, who belonged to the ruling dynasty of Chitral and professed allegiance to the Maharaja of Kashmir. But he proved treacherous, and Aman-ul-Mulk was permitted by the Maharaj's Government to incorporate the whole country. He partitioned the districts among Governors, who were given the position of paid Governors under the Maharaja after their severance from Chitral in 1895.

Nevertheless Maharaja Ranbir Singh Ji was essentially a man of peace and devoted himself to the carrying out of administrative reforms. This, however, was an uphill task. Administration was reorganised by the constitution of Departments. Petition boxes were set up. Many imposts were abolished. The marriage tax was abolished. The tax on the shawl manufacturers was reduced. Steps were taken to put down infanticide and kidnapping. The Maharaja supervised the drilling of soldiers. A large number of schools was opened. A telegraph system and a postal system were established. Crime and drunkenness were put down with a stern hand. Attempts were made to introduce a system of revenue assessment. The Maharaja started the cultivation of vines at several places. He placed the industry of Sericulture on a firm footing. On the whole trade increased. But the shawl trade, which had already suffered owing to the fall of Lucknow, received a very serious set-back after the Franco-German War of 1870. Even the new assessments were considered very high.

In 1872 there occurred a fierce clash between the Shia and the Sunni Muslims in Kashmir. The disturbances were put down; and the Maharaja gave Rs. 3 lakhs to the Shias for relief. The great famine of 1877 followed, when owing to excessive rains much of the harvest was washed away. The misery of the people became unbearable; whole villages were in ruins, fields were deserted and trade became extinct. The calamity marked the end of the old system. During the last five years of Maharaja Ranbir Singh's reign, the assessment of revenue was revised, and the Cart Road connecting Rawalpindi with Srinagar was commenced.

Maharaja Ranbir Singh was a great patron of letters and art. He encouraged research and gathered a good library of Sanskrit and Persian manuscripts. He got a manual on Military Drill prepared in Sanskrit.

The following extract from the Administration Report of the Punjab for 1864-65 will be read with interest: "The reduction of customs effected by His Highness last year has led to a considerable increase in the trade with the adjacent districts in the British territory. The trade with Sialkot is reported to have increased in value from Rs. 1,35,000 to Rs. 1,71,000 per annum, that with Jullandhar and Hoshiarpore, to have more than doubled, chiefly in regard to the items of Saccharine produce and native cloth; in Gujrat there is said to have been a general increase in the trade with Kashmir. The export of silk from Jhelum is stated to exhibit a similar increase, and the value of shawl wool, and saffron imported into the Kangra district, an increase of Rs. 9,000". In 1867, His Highness decided to apply the rate of 5 per cent. charged for goods in transit from the Punjab to Yarkand to all imports from Central Asia to India, of which the bond was not broken in the State territories. In 1870, a trade treaty was concluded with the British Government. Under its terms, His Highness the Maharaja undertook to forgo all duty on the trade between Central Asia and British India, in return for the same concession made by the Indian Government for goods imported into the State through British India.

In 1872 a mixed court of British and Kashmir officials was set up for the decision of civil suits between European British subjects and their servants on the one hand and the subjects of His Highness the Maharaja on the other.

Political relations between the State and British India were conducted through the Punjab Government upto 1877, when the Officer on Special Duty was placed directly under the Government of India. In the Afghan War of 1878-80, the Maharaja sent a contingent of troops and artillery to assist the British Government.

Maharaja Pratap Singh (1885-1925).—Maharaja Ranbir Singh Ji died in 1885 and was succeeded by his eldest son, Maharaja Pratap Singh Ji. Immediately after the new Maharaja's accession, a British Resident was appointed in place of the "Officer on Special Duty." A Council was constituted for the administration of the State with Raja Sir Amarsingh, K. C. S. I., the Maharaja's younger brother, and two selected officers from the Government of India as members. Raja Sir Amar Singh played a very large part in the administration till his death in 1907. He was keenly interested in the development of the country's resources and in the expansion of trade. From 1891 to 1905, His Highness acted the President of the State Council.

What is known as the Gilgit Agency assumed great importance in the time of Maharaja Pratap Singh on account of its strategic importance. Beyond the Agency on the West is Chitral and on its North meet the territories of Russia, India, China, and Afghanistan. In 1877, a British Officer was stationed as Political Agent at Gilgit. He was withdrawn in 1881; but in 1889 the Agency was re-established. The Agency consists of a part of the Gilgit Wazarat, the Chiefships of Hunza and Nagar, and the Governorships of Punial, Yasin, Kuh-Ghizr and Ishkoman. Hunza and Nagar, separated from each other by a river, are in the extreme north of the Agency. The inhabitants of the former are mostly Maulais and those of the latter are Shias. In 1885, the Kashmir garrisons at Chaprot and Chalt were attacked. When the British Political Agent, Colonel Durand, visited Hunza and Nagar in 1889, the Chiefs made an apparent submission, but they failed to keep the conditions agreed upon. Hostilities broke out and after some fighting Hunza and Nagar were occupied by a combined force of the British Indian and the Kashmir troops in 1891. The Thum of Nagar was re-instated by His Highness' Government. But the Thum of Hunza fled to Chinese Turkistan, and his half-brother Safdar Khan was installed in his place. Sanads were granted by the Maharaja to both the Chiefs, who acknowledged the supremacy of the Maharaja and agreed to pay tribute. Settlements were similarly effected with the Chilasi headmen and with Punyal, Yasin, Kuh-Ghizr and Ishkoman.

[In 1936, the Trans-Indus portion of the Gilgit Wazarat was leased out to the British Government for a period of 60 years].

The Sialkot-Jammu Railway was opened to traffic in 1890. The Jhelum Valley Cart Road, which had been commenced in the time of Maharaja Ranbir Singh Ji, was completed in the early nineties. A few words about the old routes to Kashmir appear to be necessary here. The Murree route from Deval to Baramulla consisted of eleven marches. Deval could be reached by cart from Rawalpindi. It was usual to take a boat at Baramulla for Srinagar. But even this short journey took more than 24 hours. Then there was the Pir Panjal route. In the reign of Maharaja Ranbir Singh Ji visitors generally used this way. It had been the favourite route of the Mughal Emperors and nobles, and the remnants of the Mughal Serais are still to be met with almost at every halting place. The nearest Railway Station for this route is Gujrat. The distance from Gujrat to Bhimber, which was about thirty miles, could be covered by cart. From Bhimber, Srinagar could be reached in 12 marches of 10 to 15 miles each. The high Pir Panjal range had to be crossed on this route. Thana Mandi lay at a distance of 70 miles from Bhimber. A traveller could take the Poonch route from Thana Mandi and complete the journey in 8 marches *vis* Uri. This was, however, difficult and not much favoured. There were also the Abbottabad-Muzaffarabad route and the Jammu route. The latter was not then much resorted to, as the supplies were not always abundant. This was the private road of the Maharajas and could only be used with special permission.

(9)

The construction of the Banihal Cart Road is another achievement of the late Maharaja's reign. It has one advantage over the Jhelum Valley Road, namely that it is an all-State route, whereas the Jhelum Valley Road has partly to traverse through British Indian territory. The two routes together with their branch roads form one of the finest systems of mountain roads in the world.

In 1887, His late Highness requisitioned the services of Mr. Wingate from the Government of India and regular Settlement began. But the real credit must go to Mr. (afterwards Sir) Walter Lawrence who was appointed Settlement Commissioner in 1889, and who brought great sympathy and understanding to bear on his task. The first Settlements in Jammu and Kashmir were completed within 7 years. The main features of Mr. Lawrence's work which had the complete approval of His late Highness and the State Council were:—

- (a) The State demand was fixed for 10 years.
- (b) As a first step towards substitution of payment in cash for payment in kind, the proportion of the latter was so fixed as to cause the least hardship to the cultivators and maintain the confidence of the city population.
- (c) The sepoys who attended at harvest to coerce the cultivators were removed.
- (d) Begar in its more objectionable form was abolished and the cultivators who abandoned their lands for fear of being impressed into Begar were recalled and settled on their lands.
- (e) Occupancy rights of zamindars in undisputed lands were confirmed.
- (f) Careful enquiry was made into the status of privileged holders of land. The special rates were continued for the term of the first Settlement but were made subject to re-assessment. Lands in excess of the sanctioned area, were, however, assessed at the ordinary rates, even in the case of privileged holders.
- (g) Waste lands were entered as *Khalsa*, but preferential right for acquiring such land was granted to *Assamis*.
- (h) Permanent but non-alienable hereditary occupancy rights were granted to those who accepted the first assessment, so long as the revenue was paid.
- (i) All land was carefully evaluated on the basis of the next produce, previous collections and the possibility of irrigation.

Elementary education was provided throughout the State. Two first grade colleges and two technical schools besides nearly 50 Secondary schools and over 600 Primary schools were established. Two Zenana hospitals at Srinagar and Jammu and over 60 dispensaries in the Mufassils were opened. Municipalities were established to look after the sanitation and water-supply of the cities. Several irrigation canals were constructed in both the provinces. The Ranbir canal, which is the longest, serves an area of 1,35,450 acres. About 200 tanks were constructed in the Kandi Illaqa of Jammu. Electric installations for lighting and supply of power to factories and workshops were erected in Kashmir and at Jammu. A Flood Spill Channel for diverting the waters of the Jhelum at the time of floods was constructed. Dredging operations were conducted below the town of Baramulla for removal of rocks and other barriers. Scientific Departments were established. The Co-operative movement was introduced.

In addition to these may be mentioned the services rendered to the British Empire in times of emergency and war. The brilliant services of

the Kashmir troops in the Black Mountain, Agror valley and Tirah expeditions have met with grateful appreciation of the Paramount Power. The contribution of the State during the Great War in man power was the highest (31,000) among all Indian States. The cost of maintaining the troops sent over-seas came to Rs. 1,11,00,000. In addition, the State contributed three-fourths of a crore to the War-Loan. Battle Honours were won by the State forces in several fronts in East Africa and Palestine.

JAMMU AND KASHMIR STATE TO-DAY.

In September 1925, His Highness Raj Rajeshwar Maharajadhiraj Harisinghji Bahadur, Indar Mahindar, Sipar-i-Saltnat-i-Inglishia, ascended the throne and his career ever since has been a record not only of great achievement but of great promise. The population of the State is mainly agricultural as has been stated above; the Settlement of the land-revenue was conducted in the early nineties by Mr. (now Sir) Lawrence, and the rights of the agriculturists are clearly defined. The term of a Settlement has recently been extended to 40 years. More recently, proprietary rights have been conferred on agriculturists in Kashmir and the Frontier districts, and in those parts of Jammu Province where such rights had previously vested in the State. While granting these proprietary rights to *malguzars*, *assamies*, and occupancy tenants under the State, who did not possess them before, His Highness graciously waived the condition of payment of Nazrana which in the aggregate was estimated to amount to Rs. 20 lakhs, and Malikana, wherever it was charged over and above the land-revenue, was also remitted. The grazing tax has been reduced substantially in tracts where grazing facilities were inadequate. The restriction on Nautor (newly broken land) in excess of 20 kanals which existed in the Frontier district of Ladakh has been removed. One of the several boons announced by His Highness on the day of his accession provided that in the case of villages which possessed insufficient or no common land, adjacent State land should be given as village common up to cent. per cent. of the cultivated land. In 1931 remission was made of arrears of revenue prior to 1926, and tenancy rights were granted to zamindars who had broken up Government land without permission.

One of the most beneficent measures passed in recent years is the Agriculturists' Relief Regulation which has freed the peasants from the rapacity of money-lenders. Under this Regulation, a debtor can bring his creditors to court for settlement of accounts. The courts are required to disallow interest in excess of the prescribed limit, to see that the total interest does not exceed 50 per cent. of the capital, and to fix instalments on the basis of the reasonable paying capacity of the debtor. The Land Alienation and Right of Prior Purchase Regulations have been passed to prevent the transfer of land belonging to agricultural classes into the hands of non-agriculturists. Agricultural classes have been defined. The Agriculture Department which maintains model farms has done much to introduce improved seeds. A variety of seeds are supplied to zamindars. The Entomological section of the Department of Agriculture is fighting the San Jose Scale and other pests. Fruit saplings are distributed and every possible assistance is rendered to orchardists by the Department. Spraying of plants in private and Government orchards has been conducted on a very wide scale. A Plant and Crop Regulation has been enacted and Advisory Boards have been set up in different areas to enforce the provisions of this Regulation. As a result of these activities, fruit-growing has in recent years received a great impetus and pears and apples, the principal fruits of the Kashmir valley, are exported in large quantities. The saffron of Kashmir, though cultivated only in a small area, is very widely known.

Co-operative Credit Societies have been established throughout the State. The working capital is about 1-crore. The societies include those for consolidation of holdings, better living, education and marketing of agricultural produce. The societies are financed by 14 Central Banks with a working capital amounting to Rs. 33.59 lakhs.

(11)

A Town Area and Village Sanitation Regulation was passed in 1933, and local committees have been set up at various places. A number of Panchayats is being set up in Kashmir and Jammu under a Department of Rural Reconstruction and Panchayats, recently established. The Veterinary Department has been strengthened with a view to improving the condition of live-stock. A Cattle Breeding and Horse and Mule Breeding Scheme has been drawn up under the advice of a Veterinary Expert and is being enforced,

The State forests are extensive and cover over 10,000 square miles of the area of the State. The principal species of timber are *deodar*, blue pine and fir. The forests yield an income of about half a crore of rupees annually to the State, besides providing employment for thousands of villagers.

A survey of the mineral resources of the State is being conducted. The most noteworthy of the minerals discovered in the State are bauxite, coal, lignite, Fuller's earth, kaolin, slate, zinc, copper and talc. The possibility of the existence of gold in the Frontier district is being investigated. There are also indications of oil being found in Ramnagar and Kotli Tehsil.

One of the chief industries in the State is the Silk Industry, which is a Government concern. The Silk filature in Srinagar is the largest of its kind in the world. The industry in India, however, is passing through hard times on account of competition by the Japanese and Canton silk. A special quality of raw silk has been produced in Kashmir, which can favourably compete with silk produced anywhere else. It is interesting to note that the rearing of cocoons for silk factories in Srinagar and Jammu gives employment to about half a lakh of homes in the villages, exclusive of the labour that finds employment in the factories themselves. The Kashmir Silk Factory also produces about 22,000 ozs. of local seed for rearing.

A Department of Industries with a special statistical section was established to develop and foster industries in the State. The chief among the industries so far started are a Match Factory and a Santolin Factory. A sheep breeding expert, Professor A. F. Barker of Leeds University, was invited to the State in 1931 to report on the possibilities of sheep-breeding and wool-growing in the State. As a result of recommendations made in his report a loan of Rs. 80,000 has been advanced to establish a Woollen Industry, and sanction has also been recently given to the establishment of a Research and Commercial Sheep-breeding Farm at Banihal by Mr. R. C. Haksar, M. Sc., in conjunction with Government to develop the sheep-breeding and wool-growing industry in the State. The farm will have two sections, a research section and a commercial section. The commercial section will be organised on the basis of a private limited company. The research work will be conducted in accordance with Professor Barker's recommendations, with particular reference to (a) intensive in-breeding experiments, (b) cross-breeding experiments with rams of particular foreign breeds, (c) special breeding experiments for the production of better carpet wool, and the development of breeds by in-breeding of finer under-cots, and (d) pasturage experiments. For purposes of research work the Government will subsidise the farm to the extent of Rs. 72,000 spread over a period of six years.

An Exhibition of the arts and crafts of Kashmir is being held at Srinagar annually since 1929. The Exhibition provides an opportunity for the consumer and the producer to come face to face. The exhibits include silver-ware, woollens, embroidered goods, carpets, willow-works, silks, papier-mache, wood-carving, etc. Great improvement has been noticed in the design and the workmanship of these and other articles since the Exhibition was instituted. The popularity of the Exhibition may be judged from the fact that the demand for stalls is outstripping the supply, and the sales of the exhibitors increase year by year.

In a mountainous country like Kashmir, the problem of communications is very important. His Highness' Government spend annually about Rs. 25 lakhs

on works of public utility. The Jhelum Valley Road links Srinagar with Rawalpindi, and the Banihal Road connects it with Jammu, which in turn is connected with the railway system of India. The two roads are about 400 miles in length, and a considerable portion of the expenditure on public works is utilised in maintaining them in good repair. Seven canals irrigating an area of 1,20,000 acres are maintained by the Government. Of these the Zainagir Canal, which is 45 miles long was completed in 1933 at an expenditure of Rs. 10 lakhs. This canal irrigates 9,200 acres. The construction of a tunnel at Banihal which, it is expected, will keep the Banihal Road open throughout the year is under consideration. The capital cities are linked with a number of towns by telegraph lines and telephones.

Bridle Roads connect Srinagar with the Frontier districts of Gilgit and Ladakh. Internal village communications, have been improved. Two bridges, one over the Chenab at Akhnur and the other over the Tawi at Jammu have been built at a cost of about Rs. 8 lakhs. The bridge at Akhnur is believed to have the largest unsupported span (450 ft.) in India.

The Jammu-Suchetgarh Railway, which is about 17 miles in length is so far the only railway in the State. But motor lorry services connect all the districts and important towns, except those in the Frontier, with one another. A survey is being conducted for linking Jammu with Akhnur by rail, with a view to developing the timber trade and exploiting mines near Reasi. An aerodrome has been constructed near Srinagar and the construction of another near Jammu is under contemplation. The establishment of a regular Air service between Delhi and Lahore and Srinagar is being considered.

The number of Medical institutions in the State to day is 86. Two hospitals are meant exclusively for females: the Diamond Jubilee Zenana Hospital, Srinagar and the King Edward Memorial Hospital, Jammu. There is a separate well-equipped maternity ward attached to the Diamond Jubilee Zenana Hospital, Srinagar. There are five travelling dispensaries, including two exclusively meant for females, in addition to a special travelling dispensary for the hill tracts of Jammu Province for treatment of venereal diseases. In recent years, the Medical Department has been strengthened by the addition of a number of doctors trained in Great Britain at Government expense. Special arrangements exist for the treatment of eye, ear, nose, and throat diseases. There are also arrangements for anti-rabic treatment. A special feature of the medical service in the State is the Tuberculosis Department. There are two T. B. dispensaries, one in Jammu and another in Srinagar, a sanatorium at Tangmarg and two hospitals, one at Jammu and one at Srinagar, which are under the charge of an officer trained in England. A sum of over Rs. 1,24,000 was allotted out of His Majesty King George V's Silver Jubilee Fund for the expansion of the Tuberculosis Department. The Government have further sanctioned an additional recurring grant of Rs. 23,000. Anti-plague operations have been successfully conducted in Jammu, with the result that that province has been free from plague during the last three years. In 1935 cholera broke out in Kashmir, but its progress was arrested by mass inoculation. About twelve lakhs of inoculations (which is believed to be the record for any country in the world), were performed.

The Government has recently sanctioned the construction of new hospitals on up-to-date and modern lines. To begin with, a grant of Rs. two lakhs has been sanctioned for the construction of the Saddar Hospital, Jammu.

In order to encourage indigenous systems of medicines as also to provide medical relief at a low cost, His Highness' Government have sanctioned a 4-year programme of expansion of a scheme to subsidise Allopathic, Ayurvedic and Unani practitioners to settle down for practice in rural areas. An allotment of Rs. 20,000 will be made in the next year's budget to provide for the subsidising of 40 practitioners, and the opening of as many new centres of medical relief in areas where such relief is not available at present. In each of the three subsequent years, it is proposed to add 3 Allopathic and 6 Ayurvedic and Unani practitioners at an approximate cost of Rs. 5,000 each year. At the end of 5 years there will thus be 70 subsidised practitioners under this scheme.

(13 ')

His Highness is a keen reformer. Soon after his accession, and before the Sarda Act was passed in British India, the Infant Marriage Regulation was enacted, which fixed the minimum marriageable age for boys and girls at 18 and 14 respectively. A Hindu Widows' Re-marriage Regulation was passed 6 years ago, which removed the legal disabilities on the remarriage of widows among Hindus. A Regulation has been enacted and several other measures adopted for the prevention of trafficking in women. Village officials have been made responsible for prevention of, and assistance in the detection of, kidnapping or abduction. Recently the cities have been cleared of brothels under the Suppression of Immoral Traffic in Women Regulation. His Highness was one of the first among Indian rulers to take steps for the uplift of the depressed classes. Orders were passed early in 1931 for throwing open all public schools and wells to the 'untouchables'. Two years later, all the State temples were thrown open to these people. Special scholarships are provided in the budget for the Harijans.

The Compulsory Primary Education Regulation which was passed in 1930 made Primary Education for boys compulsory in the Municipal and Notified Areas. Elementary and secondary education is practically free. Liberal aid is given to institutions started by the public and scholarships are granted on an extensive scale. The number of educational institutions in the State including Technical schools is about 1,400. Nearly 29 per cent. boys and 6 per cent. girls of the school-going age were at school last year. During the last three years, the number of boys receiving education has increased by about 7,000 which includes about 6,000 Muslims. During the same period, the number of girls receiving education rose by over 2,000. It is proposed to open 14 Middle schools and 40 Primary schools this year. The number of students reading in the two colleges at Srinagar and Jammu rose from 1,247 in 1929-30 to 1,728. It is of interest to note that a number of girls are receiving education in the colleges. The expenditure on education was about Rs. 17 lakhs and a half in 1933-34.

Among other reforms mention should be made of the order defining the term "State-subject". All ordinary appointments in the State are reserved for State-subjects. The State-subjects enjoy preference in the matter of grant of contracts and in other matters. A number of qualified young men of the State have been trained at Government expense in different departments of administration and technical work, and have been given suitable appointments. The most far-reaching reforms under this policy of association of the subjects with the administration, however, are (1) the freedom of Press, speech and association, and (2) the establishment of a representative Assembly with a non-official majority. About 30 newspapers are in existence in the State to-day. The Press Laws in the State are modelled on the British Indian Press Laws. The Praja Sabha Legislative Assembly consists of 75 members, of whom 33 are elected, 30 are nominated and 12 are officials. It has extensive powers and can legislate for all persons, for all courts and for all places and things within the State. No legislation can be undertaken in the State without the consent of the majority of members. This is of course subject to the over-riding and certifying powers of His Highness the Maharaja Bahadur. The members have the rights of interpellation, and of moving resolutions and bills. The Annual Budget is discussed in the Sabha. Among the Regulations passed by it, mention may be made of the Suppression of Immoral Traffic in Women Regulation, Village Panchayat Regulation, State Aid to Industries Regulation, Government Aid to Agriculture and Land Improvement Regulation, and the Right of Prior Purchase Regulation. Among the resolutions passed by the Assembly and accepted by the Government, mention may be made of resolutions regarding supply of water to the Kandi tracts; the adoption of measures to save Hamirpur Sidhar Illaqa from erosion caused by the vagaries of the river Chenab; construction of certain roads; raising of the taxable income to Rs. 2,000; appointment of a committee to enquire into unemployment; and appointment of a committee to enquire into the prevention of alleged corruption. The Sabha has constituted Standing Committees for Finance, Industries, Public Health, Agriculture, Co-operation and Education.

A properly constituted High Court of Judicature was established in March 1928 with a Chief Justice and two Puisne Judges. The High Court is the final court of appeal. The laws prevalent in the State are modelled on British Indian laws, and great care is exercised in selecting law graduates as the presiding officers of courts in the State.

In 1931 His Highness' Government appointed a Commission with Mr. (now Sir) B. J. Glancy as President to inquire into the alleged grievances of different sections of the people, and make recommendations for the removal of those that were found genuine. One of the most important recommendations of the Commission related to appointments to Government services. As a result of the action taken, the percentage of under-represented communities, particularly Muslims, in Government services both in the gazetted and non-gazetted ranks has considerably increased.

CHAPTER II.—GENERAL ADMINISTRATION.

I.—RULING FAMILY.

His Highness the Maharaja Bahadur paid a visit to Europe in April 1937 in connection with Their Majesties' Coronation and returned in August. Her Highness the Dowager Shree Maharani Bindraliji breathed her last on the 9th July 1937 after a brief illness.

2.—GENERAL CONDITION OF THE PEOPLE.

General.—The crops were good in both the Provinces of Jammu and Kashmir, but the price of the commodities remained low on account of trade depression. Agriculture is the main occupation of the people. The cultivators try to supplement their earnings from agriculture by home industries, such as Rearing of Cocoons, Páttoo Manufacture, and Calico Printing. Some of the more enterprising migrate to the plains in winter in search of labour when there is no outdoor work for them to do at home.

Climatic conditions were good on the whole throughout the State. The only serious epidemics which occurred during the year were malaria in Muzaffarabad District, Small-pox in Anantnag District, and Typhus in Baramulla Tehsil.

Rainfall.—In Kashmir Province, the rainfall was not sufficient, which, coupled with insufficient snowfalls in winter, caused relative scarcity of water. The Rabi crops in the valley and Kharif crops in the Kandi Illaqa which are dependent on rains were, therefore, damaged. The rains in Bunji and Astore are always scanty. In Jammu Province the districts of Jammu and Reasi received less rains than in the previous year, but this did not affect the crops seriously. The rains in Mirpur District were normal, but as they were untimely and interspersed with hail-storms, the harvest suffered in these areas to some extent. Crops also suffered on account of decrease in rain-fall in Udhampur and Kathua. On the whole rain-fall in Jammu Province was less than in the previous years. The crops were not, therefore, as good. In the Ladakh District, rainfall is scanty and irrigation is done by Zamindari Kuhls and snow-fed streams.

A special Naib-Tehsildar was appointed during the year under report for construction of tanks and wells in the Kandi Illaqa of Jammu Province to improve the supply of drinking water in these localities.

Irrigation.—In Kashmir Province, the chief irrigation canals maintained by the Government are the Martand canal, the Zainagir canal and the Lal Kuhl. They are supplemented by kuhls maintained by zamindars who receive a grant of Rs. 6,000 per annum from the Government for this purpose. At places wells and springs also serve as means of irrigation. The total irrigated area (exclusively of the Astore-Bunji Illaqa) was less than the total irrigated area of the previous year. This is attributable to scarcity of water on account of insufficient rains and snow. In Astore and Bunji irrigation does not depend on rains but on Zamindari Kuhls and snow-fed streams.

In Jammu Province, the Ranbir, Partap, Basantpur, Upper Jhelum and Ujh canals maintained by the Public Works Department continued to irrigate the lands in Ranbirsinghpura and parts of Jammu, Akhnür, Kathua and Mirpur Districts. Natural nullahs and kuhls maintained by zamindars and tanks and wells also provide means of irrigation in certain places.

In Frontier District irrigation is carried on through Zamindari Kuhls, for the maintenance of which aid is given by the Government to the zamindars.

Livestock.—A statement showing the number of livestock, ploughs, carts, etc. in each province and each district is appended to this report. Here it

may be briefly stated that during the year under report oxen including Tibetan bulls exceeded 7 lakhs ; cows including Tibetan cows numbered nearly 10 lakhs ; there were over 4 lakhs of buffaloes, 22 lakhs of sheep and goats, over a lakh of horses and ponies; mules and donkeys and camels ; and nearly 3½ lakhs of ploughs. Cattle diseases appeared in Anantnag District in Kashmir Province and in certain places in Jammu Province ; but they were soon stamped out by timely and effective measures taken by the Veterinary Department. Reduction in *Kahchhari* tax brought an increased number of sheep and goats into Kashmir Province

It is expected that cattle shows held by the Veterinary Department at various important places throughout the State will prove useful in creating an interest in the improvement of cattle among the villagers.

Calamities.—In Kashmir Province hailstorms damaged Kharif crops of 12 villages of Zainagir Illaqa in Handwara Tehsil and Rabi crops of Muzaffarabad Tehsil. In Jammu Province slight damage was caused to crops here and there by hailstorms ; the malaria epidemic appeared in a mild form.

Fires broke out in villages Tasu and Kamrah of Tehsil Skardu causing some loss of property.

In Dasoki village, Rondu Illaqa, fissures appeared in the earth in Sawan 1994, and land began to slip down towards the river. This caused damage to certain houses and rendered some lands unfit for cultivation. A spring which supplied water to the village dried up. The Mineral Survey Department of His Highness' Government is investigating the causes of this phenomenon.

3.—GENERAL ADMINISTRATION.

Administrative Events.—The important changes that took place in the Administration during the financial year 1933-94 are, briefly stated, as follows:

- (1) The late Sir Barjor Dalal vacated the post of Chief Justice and Judicial Minister and was appointed as Special Minister on 24th November 1936. He held the office of Special Minister till his death on 13th December 1936.
- (2) Sir Lal Gopal Mukerjee, Kt. was appointed Judicial Minister and President of the Praja Sabha in succession to Sir Barjor Dalal.
- (3) Khan Bahadur Sheikh Abdul Qayum, Judge High Court, succeeded Sir Barjor Dalal as Chief Justice and Pt. Kishen Lal Kichlu and Mr. Janki Nath Wazir were appointed as Puisne Judges in the vacancies caused by the retirement of Rai Bahadur Lala Bodhraj Sawhney, Judge High Court, and the elevation of Mr. Justice Abdul Qayum to the post of Chief Justice.
- (4) Rai Bahadur Pandit Anant Ram, officiating Revenue Minister, retired and was succeeded by Mr. K. N. Knox, C. I. E. The latter proceeded on one month's privilege leave preparatory to retirement with effect from 1st November 1937, and Sir Lal Gopal Mukerjee, Judicial Minister, was appointed Revenue Minister in addition to his own duties.
- (5) Lt.-Col. E. J. D. Colvin, C. I. E., Prime Minister, reverted to the British Indian service in February 1937, and Major-General Nawab Khusru Jung, C. I. E., was appointed to officiate as Prime Minister in addition to his own duties till April 1937.
- (6) In April 1937 Dewan Bahadur N. Gopaldaswami Ayyangar, C. I. E., was appointed Prime Minister.

(17)

- (7) In April 1937, Sahibzada Sir Abdussamad Khan Kt., C. I. E., was appointed as Home Minister in place of Mr. Wajahat Hussain, who reverted to British Indian service.

Political Events.—A section of the Muslims of Srinagar belonging to the party of Mir Waiz Mohammad Yusuf took objection to a speech of Pandit Shiv Narayan Fotedar in which he was alleged to have said that he had the same veneration for the cow as the Muslims had for their Prophet. The party demanded the punishment of the Pandit for the speech. In June a procession was taken out by the party which paraded through the streets and shouted provocative slogans. Orders were issued under section 144, Criminal Procedure Code. A procession was taken out in defiance of the order, and when the police stopped it, they were attacked with stones and lathis. The situation became so difficult that firing had to be resorted to. In the scuffle which ensued 86 police men and 83 of the rioters were injured. The Mir Waiz and certain other leaders were arrested. The former, however, executed a bond to keep peace for one year and was released under section 562, Criminal Procedure Code. Mir Waiz was later on acquitted on appeal on the ground of a technical flaw in the institution of the prosecution.

The judgment of the High Court in a case of cow-slaughter reducing the sentence passed by a sub-ordinate court was exploited by a section of the Hindus and Sikhs of Jammu for starting a campaign of agitation. It was represented to the people that the judgment was a forerunner of orders for the cancellation of the law prohibiting cow-slaughter. The agitation was championed by the Hindu-Sikh Naujuwan Sabha. Orders under section 144 which were promulgated were defied, and Jathas were taken out with the object of courting arrest. Hartal was observed by Hindu shopkeepers at Jammu for about a month. By September the agitators found their finances depleted and unconditionally called off the hartal. About 300 men were arrested during the agitation. Most of them apologised and were released. Punitive police had been posted in the town and was withdrawn when the agitation died out. The Government issued two communique explaining that the High Court judgment did not involve any change in the law regarding cow-slaughter.

His Highness the Maharaja Bahadur, in a message to the Praja Sabha, declared a general amnesty to persons imprisoned in Kashmir and Jammu in connection with the agitations of the Mir Waiz party and the Hindu-Sikh Naujuwan party respectively.

There was a minor case of Muslim-Sikh tension at Chikar in Kashmir and Hindu-Muslim tension in parts of Srinagar and in a certain village in Mirpur over certain disputed sites.

A Mazdoor Sabha was formed in Srinagar, and meetings were held and processions organised to oppose "capitalism". The labour of the Srinagar Silk Factory joined these demonstrations in order to enlist sympathy for their demand for the restoration of cut in their wages, which had been enforced some years ago during the fall in the price of silk. The Government had already under consideration the restoration of the cut, if the financial position of the industry allowed it, and said so; but the agitation continued. It was therefore found necessary to ban the meetings in the vicinity of the Silk Factory, Srinagar. Prohibitory orders were passed on Pandit Prem Nath Bazaz who was one of the leaders of the Mazdoor movement. As a result of these measures, the agitation stopped. On the accounts of the Factories being audited subsequently, it was found that restoration of the cut would be justified, and Government accordingly ordered restoration.

Relations with the Government of India.—Lieutenant Colonel L. E. Lang, C. I. E., M. C., Resident in Kashmir, proceeded on leave and was succeeded by Lieutenant Colonel J. W. Thomson Glover, C. B. E. The relations with the Residency and the Government of India remained cordial as before.

Honours.—The following officers were the recipients of titles during the year 1937:—

- (1) Dewan Bahadur N. Gopaldaswami Ayyangar, C. I. E., Prime Minister—C. S. I.
- (2) Lt. Col. D. M. Miller, Director of Medical Services—Kaisar-i-Hind Gold Medal
- (3) Khan Sahib Raja Mohammed Afzal Khan, Governor of Kashmir—Khan Bahadur.

4.—PRAJA SABHA.

Three sessions of the Praja Sabha are dealt with in this Report, including the session that began towards the end of the year under report, though it closed during the following financial year.

(A) Srinagar Session 1936.—The session at Srinagar opened on October 5 and closed on November 2, 1936. Of the sixteen working days, 8 days were devoted to the discussion of the Budget proposals. Two days were taken up by the general discussion of the Budget, and the remaining six days were occupied in the discussion of the detailed heads of the Budget through resolutions and questions.

The non-official resolution of Mirza M. A. Beg for the reduction of fifty per cent. of all pays of Rs. 500 or above, led to a walk-out by certain members who did not participate in the Budget discussions during the session. The resolution was, however, put to the vote and lost.

Government Bills.—Six official bills were brought before the House: one amending the Food Control Regulation of 1936, which had emerged from the Committee stage, was passed, and one new bill to authorise the taking of measurements and photographs of convicts and others was referred to a Select Committee. The remaining four bills, being of the nature of money-bills, were laid before the House under section 38 of Regulation No. 1 of 1931. They were:—

- (i) A Bill to amend the Stamp Regulation of 1937.
- (ii) A Bill to amend the Matches Excise Duty Regulation IV of 1932.
- (iii) The Possession Tax Bill.
- (iv) A Bill to amend the Income Tax Regulation IX of 1931.

Non-Official Bills.—Ten bills were introduced in the House during the session. The Criminal Procedure Code XIII of 1939 (Repeal) Bill was passed and received the assent of His Highness. Three Bills, *viz.* the Druggists Bill, the Bar Councils Bill and the Workmen's Compensation Bill were referred to ~~Select Committees~~, four bills, the Criminal Law Amendment Regulation I of 1933 (Repeal) Bill, the Civil Procedure Amendment Regulation IX of 1930 (Repeal) Bill, the Jammu Alienation of Land Regulation VI of 1930 (Amendment) Bill, and the Nationalization Bill were lost. Of the remaining two bills, one was withdrawn and the other fell through. Two other pending bills that had been referred to the Select Committees were taken up. One of these bills, the Kar-i-Sarkar Bill, was withdrawn by the member in charge and the other, the Brick Kiln Amendment Bill, was passed.

Questions.—The total number of questions admitted and answered during the session was 953.

(19.)

Resolutions.—A resolution recommending the appointment of a Tariff Board consisting of representatives of the Customs and the Audit Departments and of traders to interpret, explain and adjust the items of the current Tariff and to suggest rates of Customs duty, was withdrawn on an assurance by the Government indicating their acceptance of an Advisory Board to make suggestions. The following three resolutions were accepted by the Government:—

Resolution relating to—

- (i) the opening of a Telegraph Office at Kud,
- (ii) the starting of rural reconstruction work immediately in each district,
- (iii) the payment of price to the zamindars for the leaves of mulberry trees used by them in the rearing of cocoons.

Besides, eleven Budget resolutions were moved during the session proposing minor variations in the expenditure under different heads. Of these, three were accepted by the Government with certain modifications and two were withdrawn on certain assurances from the Government.

(B) *The Jammu Session 1937.*—The session of the Praja Sabha at Jammu commenced on April 5 and concluded on April 29, 1937. The business conducted in the House was as follows:—

Government Bills.—The following four bills were placed before the House for consideration under section 38 of Regulation I of 1991:—

- (1) A Bill to amend the Water Mills Regulation XVII of 1989.
- (2) A Bill to amend the Stamp Regulation XL of 1977.
- (3) A Bill to repeal the Rules and Regulations regarding the recovery of possession tax on motor cars and motor cycles (but not motor lorries).
- (4) A Bill to consolidate and amend the rules and orders regarding the levy of Kahcharai.

Three amendments to the measure amending the Water Mills Regulation were moved in the House, but none was carried. No resolution was moved with regard to the Stamp Amendment Bill. The Possession Tax Bill was brought in to regularise the repeal of the possession tax enforced in pursuance of a resolution of the Sabha passed at its Srinagar Session, 1936. The consideration of the fourth bill relating to Kahcharai was postponed until the next Srinagar Session, because of the multiplicity of amendments suggested by the members.

Three more bills were brought before the House: One to authorise the taking of measurements and photographs of convicts and others, which had completed the Select Committee stage, was passed. Of the remaining two bills, one amending the Co-operative Societies Regulation VI of 1993 was passed; and the other providing for better administration of Municipalities in the State was referred to a Select Committee.

Non-Official Bills.—Of the four bills brought in two were withdrawn by the members-in-charge. The remaining two bills, the Public Services Commission Bill and a Bill to repeal the Rules and Orders regarding Kar-i-Sarkar were lost.

Resolutions.—Of the balloted resolutions, twenty-eight were moved during the session. Out of these, ten were accepted by the Government, two carried and eleven withdrawn. The remaining five resolutions were lost.

The resolutions that were accepted by the Government asked for the following:—

- (i) Appointment of Hindi and Arabic teachers in the Palandri High School in Poonch Illaqa.
- (ii) Translation into Urdu of Judicial and Revenue decisions and laws and Regulations that are passed in English.
- (iii) Arrangements for enrolling and granting licenses to trained and qualified nurses and doctors only to practise as midwives, and prohibition of unlicensed nurses from practising as midwives in the Municipal Towns of Jammu and Srinagar.
- (iv) Construction of a strong and wide bridge over Sindh Nallah at Wayil, Tehsil Srinagar, on which tongas and motor cars may easily pass.
- (v) Appointment of a Commission for the Jammu and Kashmir State consisting of official and non-official members to draw up a five-year plan regarding the upkeep and repairs of roads and bridges.
- (vi) Grant of annual grants-in-aid and subsidies to qualified Unani, Vedic and allopathic practitioners who have already started or may undertake to start practice at places where efficient medical aid is not available otherwise.
- (vii) Exemption from Customs duty of goods to the value of Rs. 25 purchased from outside the State and imported on return by labourers who go to the Punjab and other places outside the State in search of labour.
- (viii) Starting of a State Bank in cooperation with the public in order to promote the trade in the State.
- (ix) Appointment of a Committee, consisting of official and non-official members of the Praja Sabha, to enquire into the hardships caused to the zamindars by the Forest Department and to recommend ways for the removal of those hardships.
- (x) Laying out of a fine garden with fountains etc. near the canal at Jammu.

The two resolutions that were carried recommend:—

- (a) The abolition of the existing system of locating the head-quarters of offices at one place and the re-introduction of the system of move in case of all those offices which in the past used to move with the Durbār to Srinagar and Jammu; and
- (b) The appointment of a Commission consisting of official and non-official members of the Praja Sabha, with power to coopt experts to enquire into the possibilities of industrialisation of the State including the Illaqa of Poonch and Chenani, and to prepare a practicable scheme for that purpose.

Questions.— The total number of questions answered during the session was 808.

(G) *Srinagar Session (1937).*—The Praja Sabha Session at Srinagar extended from 27th September to 28th October 1937. Of the working days, eight were devoted to the consideration of the Budget Estimates. Two

days were occupied with the general discussion of the Budget; the remaining six days were taken up in the detailed discussion of the items of the Budget.

Government Bills.—The following Government bills were referred to Select Committees :—

- (1) A Bill to regulate the possession of wireless apparatus in the territories of His Highness the Maharaja Bahadur of Jammu and Kashmir including the Illaqs of Poonch and Chenani.
- (2) A Bill to amend the Jammu and Kashmir Tenancy Regulation No. 2 of 1980.
- (3) A Bill to consolidate and amend the law relating to the limitation of suits.
- (4) A Bill to consolidate and re-enact the law relating to the transfer of agricultural land in the State.
- (5) A Bill further to amend the Code of Civil Procedure.

The only bill passed during the session was a Bill to amend the Land Revenue Regulation No. 1 of 1980. Another bill introduced by the Government was a Bill to explain certain expressions as used in Rules and Regulations, but it was not proceeded with. The one pending bill—a Bill to provide for better administration of Municipalities in the State—which had been referred to a Select Committee, could not be brought before the House owing to lack of time.

The following four bills, being of the nature of money-bills, were placed before the House for consideration under section 38 of Regulation I of 1991:—

- (1) A Bill to amend the Water Mills Regulation No. XVII of 1989.
- (2) A Bill further to amend the law relating to Stamps.
- (3) A Bill further to amend the Court Fees Regulation No. VII of 1977.
- (4) A Bill to consolidate and amend the law relating to the levy of Kahcharai in the Jammu and Kashmir State.

No resolution was moved, nor was any question put in the House, regarding the first three bills, but on the Kahcharai Bill thirteen amendments were moved, most of which were accepted by the Revenue Minister for submission to Government.

Non-Official Bills.—Eighteen bills were brought in during the session. Of these, two were introduced viz. (1) A Bill to repeal the Rules and Orders relating to Kar-i-Sarkar and (2) A Bill to provide for the abolition of the custom known as *Ram Rasum*. Of the remaining bills, nine were lost and three were withdrawn by the members-in-charge. The following bills were referred to Select Committees :—

- (1) A Bill to amend the Food Control Regulation No. 1 of 1986.
- (2) A Bill to amend the Jammu and Kashmir Agriculturists' Relief Regulation No. I of 1983.
- (3) A Bill to amend the Jammu and Kashmir Usurious Loans' Regulation No. XLVII of 1977.
- (4) A Bill to amend the Jammu and Kashmir Agriculturists' Relief Regulation No. I of 1983.

Official Resolutions.—Two resolutions moved by the Government were carried—one recommending the constitution of an Erosion Committee for Jammu Province consisting of official and non-official members of the Praja Sabha, and the other recommending the postponement of payment for mulberry leaves to the zamindars.

Non-official Resolutions.—Of the fourteen resolutions moved, four were carried, five were lost and five withdrawn. The four resolutions that were carried recommended :—

- (i) Payment to officers whose services may be lent in future by the State to Poonch Illaqa of an allowance not exceeding ten per cent. in excess of the actual pay they draw in the State.
- (ii) Provision of a hand-pump for extinguishing fires for each Patwar Circle for the present.
- (iii) Grant of proprietary rights to the zamindars of Illaqa Poonch.
- (iv) Immediate restoration of the cut in the wages of labourers and silk-worm rearers.

Besides, fifteen Budget resolutions were moved during the session, proposing reductions under various items of the Budget. Of these, two resolutions, one raising the question of enhancing the rate of contribution from the Customs grant to the Municipalities and the other raising discussion on the question of providing sufficient educational facilities in Poonch Illaqa were carried. Of the remaining, nine were lost and four withdrawn. The question of the alleged top-heaviness of the administration was also raised during this session. During discussion Mian Ahmed Yar and his party, finding the feeling in the House not in sympathy with the motion, walked out. The motion was, however, put to the vote and lost.

Questions.—The total number of questions answered during the session was 975.

5.—PUBLIC OPINION.

Press and Publicity.—Due to certain restrictions on the press, only one newspaper, the Ranbir, Jammu, was published in the State before 1932. But in 1932, the restrictions were removed and association and public speech as well as the press were given full freedom within reasonable limits, and the Press Law of the State was brought in line with that in vogue in British India. In consequence of this, many local papers came into existence, so that at the end of the year under report 30 journals and papers were printed and published in the State. Two of these were in English, one in Gurmukhi and the rest in Urdu. One was a daily, 4 were monthlies and the rest, weeklies or semi-weeklies. Sixteen were published in Kashmir, 12 in Jammu and 2 in Poonch.

Inasmuch as journalism in the State is of comparatively recent growth, inexperienced journalists often indulged in publishing unfounded rumours, undignified criticism, or misstatement of facts, which had to be pointed out, contradicted or corrected by the Government. The Publicity Office, which was already in existence, had to be strengthened. Its functions are to keep His Highness and the Government informed of important comments and views that appear in the local and outside press—whether of appreciation or criticism or complaint—, to publish correct information by means of communiques and press notes, to watch the tone of press comments, and to see that the Press and Publications Regulation of the State is not infringed. It also registers all important publications printed or published in the State. The number of communiques and press notes issued during the year under report was 128.

Board of Film Censors.—The Deputy Secretary to Government, in-charge Publicity Department, acted as Honorary Secretary to the Board of Film Censors, His Highness' Government, which is also the Licensing Authority under the Cinematograph Regulation and consists of Chief Secretary as Chairman, Governors of Jammu and Kashmir, Senior Superintendents of Police, Jammu and Kashmir, and two non-officials as members.

CHAPTER III.—ADMINISTRATION OF LAND.

I.—LAND REVENUE.

Rules and Regulations.—The following Rules and Regulations pertaining to the Revenue Department were enacted during the year under report:—

- (i) Regulation No. 7 regarding aid to agriculturists and land improvement.
- (ii) Ailan dated 22nd Phagan 1993 regarding giving of loans to the zamindars for improvement of their lands.
- (iii) Rules made under the Land Acquisition Regulation.
- (iv) Ailan No. 18, dated 18th Phagan 1993 regarding Water Mills.
- (v) Notification No. 3, dated 1st July 1993 regarding royalty on stones.
- (vi) Ailan No. 7 regarding amendment of Brick Kiln Rules.

Territorial Changes.—The Cis-Indus Territory comprising Bunji and Astore previously included in Ladakh District was placed under a Revenue Assistant and annexed to Kashmir Province in the year under report.

The following statement gives the cultivated and uncultivated areas of the State in acres for the year under report:—

Province.	Total area including forests.	Area not fit for cultivation.	Cultivable area not under cultivation.	Actually cultivated area.	Areas under matured crops.	
Kashmir ..	1992-93	17,46,493	4,72,426	3,00,133	9,73,934	8,00,297
	1993-94	17,77,673	4,60,889	3,34,530	9,82,254	9,37,631
Jammu ..	1992-93	49,76,747	83,29,263	5,27,807	11,21,249	11,33,312
	1993-94	49,76,523	33,14,953	5,33,437	11,28,054	12,36,487
Frontier District.	1992-93
	1993-94	2,68,225	1,16,789	6,63,337	85,099	91,804

The cultivated area of Kashmir Province during the year under report (excluding the area of Astore and Bunji Illaqa which did not form a part of Kashmir Province last year) showed an increase compared with the last year. This was due to increase in cultivable areas on account of corresponding decrease in the area not fit for cultivation, due probably to relinquishment of Forest Areas by the Forest Department and fresh Nautors made by the zamindars.

The slight increase in cultivated area in Jammu Province and in Ladakh District was also due to fresh Nautors.

Crops, Produce and Prices.—In Kashmir wheat, barley, linseed, *tilgogloo*, *sarshaf* are the Rabi crops, while the Kharif crops are maize, *shali* and pulses. The area under matured crops was greater than in the previous year and the yield from the land was good. The effects of the world depression continued and prices of commodities remained low during the year under report.

In Jammu Province the staple produce consists of wheat, rice, barley, linseed, maize and cereals. The yield from the crops was not as good as in the previous year on account of scarcity of rains.

There are no regular markets in Jammu Province. Ranbirsinghpura and Kathua Tehsils export a quantity of rice to the adjoining British territory. The year under report witnessed a slight upward tendency in the price of certain commodities in Jammu Province which has been in process for a few years. But the zamindars have not yet completely recovered from the effects of the world economic slump felt in the previous years.

Jammu, Mirpur and Kathua, which are in the neighbourhood of the British Indian territory, show a quicker adjustment to changes in prices in British India than other places, because the latter do not produce for the world market.

Apricots, grapes, Zarishak, pears, wheat, gram, barley, tramba and kulth are the chief products of Ladakh District. No new methods are in use. The produce of land is not sufficient for local requirements. Rice and maize are therefore imported from Kashmir Province.

Land Alienation and Agricultural Indebtedness.—The following statement gives figures for the last year (except for Ladakh):—

Province.		Nature and number of cases.	Areas alienated (in acres).	In consideration of.	
				Rs.	
Jammu ...	Gifts and Exchanges	{ 1992-93	256	3,737	}
		{ 1993-94	440	6,518	
	Mortgages	{ 1992-93	1,136	4,926	}
		{ 1993-94	1,535	11,794	
	Redemptions.	{ 1992-93	662	4,030	}
{ 1993-94		687	5,378	1,29,288 1,38,356	
Sales	{ 1992-93	2,651	27,166	}	
	{ 1993-94	2,685	39,951		7,17,959 9,30,785
Kashmir ...	Gifts and Exchanges	{ 1992-93	211	1,563	}
		{ 1993-94	*467	2,091	
	Mortgages	{ 1992-93	78	85	}
		{ 1993-94	104	674	
	Redemption	{ 1992-93	}
{ 1993-94	5	71	...	600	
Sales	{ 1992-93	4,102	1,739	}	
	{ 1993-94	4,255	17,828		6,87,831 6,72,653

The number of alienations of land has slightly increased in the Jammu and Kashmir Provinces. This bespeaks poverty among the agricultural classes. In order to check wholesale alienations of land, zamindars in Kashmir Province, who were recently granted proprietary rights, are allowed to sell to the extent of only one-fourth of their holdings. Proprietary rights have been granted to

*This figure include 237 cases of Niabat Astore which was not included in Kashmir in 1992-93.

(25)

zamindars in Ladakh District, but sale and mortgage has not been allowed. There have therefore been no alienations in this district.

Taccavi.—The following statement shows Taccavi advances granted and arrears recovered during the year under report:—

Province.	Past Taccavi arrears.	Fresh advances.	Total re-covered.	Balance.
	Rs.	Rs.	Rs.	Rs.
Kashmir (1993-94) ...	50,935 + 3,817 for Astore.	33,303	29,393 + 626 for Astore.	54,845
Jammu (1993-94) ...	62,912	30,000	10,870	82,042
Ladakh (1993-94) {	Cash	21,204	3,371	20,954
	Grain	Mds. 3,941	Mds. 1,889	Mds. 2,930

During the year under report besides ordinary Taccavi grants, loans under the Aid to Agriculturists and Land Improvement Regulation were also granted.

Fixed Land Revenue and Arrears.—The following statement gives figures of fixed land-revenue and details of arrears for the year under report:—

Fixed Land Revenue.

Province.	Demand for the year under review.	Realised.	Balance.
	Rs.	Rs.	Rs.
<i>Kashmir Proper.</i>			
Kashmir (1993-94) ...	30,08,302	29,72,531	35,771
	Astore 15,493	7,331	8,162
Jammu (1993-94) ...	21,61,963	21,33,912	28,051
Frontier District (1993-94) ...	1,67,847	1,45,887	21,960

Arrears.

Province.	Past Arrears.	Recovered during the year.	Balance.	Current year's arrears.	Total.
	Rs.	Rs.	Rs.	Rs.	Rs.
<i>Kashmir Proper.</i>					
Kashmir ...	3,65,582	96,298	2,69,284	35,771	3,05,055
	Astore 15,387	4,177	11,210	8,162	19,372
Jammu (1993-94)	2,45,169	76,905	1,68,264	28,051	1,96,315
Frontier District.	28,936	22,109	6,827	21,960	28,787
GRAND TOTAL ...					5,49,529

Suspension and Remission.—The following is a statement of suspensions and remissions for the year under report:—

Province.	Past year's suspensions.	Current year's suspensions.	Total.	Re- covered.	Re- mitted.	Balance.
	Rs.	Rs.	Rs.	Rs.	Rs.	Rs.
Kashmir ...	2,34,180	36,206	2,70,386	31,113	5,371	2,33,902
Jammu ...	8,544	237	8,781	1,000	4,719	3,062
Frontier District.	354	364	718	31	687

An amount of Rs. 2,33,902 remained suspended in Kashmir Province. This is a large figure and the Governor, Kashmir reports that these suspensions pertain to past years, and steps for write-off or remissions according to the merits of each case are being taken. The suspended revenue forms part of the past arrears of Land Revenue amounting to Rs. 5,49,529.

Means of Recovery of Revenue.—In Kashmir Province, 1,141 processes were issued for Rs. 1,15,360, out of which Rs. 92,369 were realised. In Jammu Province, 1,672 processes in all for Rs. 3,47,117 were issued, out of which Rs. 3,23,971 were realised.

Grazing Fees.—The following statement gives figures of grazing revenue for the year under report:—

Province.	Fixed grazing demand.	Fluctuating.	Total.
	Rs.	Rs.	Rs.
Kashmir ...	1,90,971	54,595	2,45,576
Jammu ...	1,96,980	1,60,940	3,57,920
Frontier District	11,329	...	11,329

Grazing pastures abound in Anantnag and Baramulla Districts, and Uri and Karnah Tehsils of Muzaffarabad District. In Jammu Province, Udhampur, Kotli, Reasi, Mirpur and Basohli afford excellent pastures. Fixed grazing demands are realised through the Lambardars along with the permanent land-revenue, but the fluctuating grazing tax is realised through Moharrirs at grazing posts.

Nazool.—Management of Nazool lands both in Jammu and Kashmir is under two special officers, one for Jammu and the other for Kashmir.

In Kashmir Province income from Nazool Lands on account of rent was Rs. 20,336 and of premiums Rs. 15,631; in Jammu Province the income amounted to Rs. 42,453 in all.

Rs. 1,145 were realised from Nazool lands during the year under report in Ladakh District.

Acquisition of Land.—Lands for Public Works, Municipality and other Departments were acquired in the Kashmir Province during the year under report. Compensation amounting to about one lac and a half was paid during the year for lands acquired in the previous years in Isshar village, for the extension of the Badamibagh Cantonment.

(27)

Expenditure.—The estimated expenditure for the Revenue Department for 1993-94 was Rs. 15,22,600 ; of this Rs. 6,45,400 were estimated as expenditure for Civil Administration of the Department.

2.—RURAL DEVELOPMENT.

Panchayats.—During the year under report 92 Panchayats were introduced in the Tehsils of Baramulla, Sri Pratapsinghpura, Handwara, Muzaffarabad, Uri, Kulgam, Khas (Srinagar), Sri Ranbirsinghpura, Mirpur, Bhimber and Kotli.

About 350 cases were instituted in the Panchayats of both the provinces of Jammu and Kashmir, out of which 300 were decided.

Seven review petitions were received by the Panchayat Officer against the findings of the Panchayats in the year under report, out of which two were decided during the year.

The funds of the Panchayats collected by way of fees, fines and private contribution amounted to Rs. 231, out of which a sum of about Rs. 30 was spent in purchasing registers and stationery for different Panchayats.

Rural Reconstruction Assistants were deputed in the Tehsils of Mirpur, Sri Ranbirsinghpura and Khas (Srinagar). Their work included digging of manure pits, fixing of ventilators, introduction of improved agricultural seeds and cleaning of certain localities in their villages.

On the occasion of the last Jammu and Kashmir Exhibition held in Srinagar, the Department organized an interesting show and models of sanitary and insanitary villages were stalled in the Exhibition.

3.—CO-OPERATIVE SOCIETIES.

General Progress.—The following table shows the number of societies, their membership and working capital as compared with the figures for the previous year:

Societies.	SAMVAT 1992-93.			SAMVAT 1993-94.			
	Number.	Member-ship.	Working capital.	Number.	Member-ship.	Working capital.	
			Rs. in lakhs.			Rs. in lakhs.	
Central Banks	...	14	3,414	32.99	14	3,430	33.59
Agricultural	...	2,578	46,618	55.73	2,576	46,823	57.88
Non-Agricultural	...	359	6,330	7.39	363	6,255	7.68
Non-credit	...	502	27,889	.04	537	29,989	.05
Total	...	3,453	84,251	96.16	3,490	86,497	99.20

Classification of Societies—The classification of societies made this year gave the following results:—

Class.	Kashmir Province	Jammu Province.	Total Samvat 1993-94.	Total Samvat 1992-93.		
A	22	33	55	54
B	164	288	452	488
C	1,300	1,219	2,519	2,571
D	182	268	450	326
Total	1,668	1,808	3,476	3,439

Agricultural Societies.—As shown above, the working capital of these societies has increased by about Rs. 2.15 lakhs. The details of the working capital as compared with the capital of the previous year are given in the following table:—

	SAMVAT 1992-93.		SAMVAT 1993-94.	
	Capital.	Per-centage.	Capital.	Per-centage.
	Rs. in lakhs.		Rs. in lakhs.	
(1) Share Capital	17.28	31	17.36	30
(2) Deposits	0.33	0.6	0.28	0.5
(3) Reserve Fund	17.93	32.2	20.41	35.2
(4) Loans from Central Banks	20.19	36.2	19.84	34.3
Total	55.73	100	57.88	100

Loans issued by the Agricultural Societies to the members during the year under report amounted to Rs. 2.12 lakhs against Rs. 3.28 lakhs of the previous year. The principal recovered during the year amounted to Rs. 2,35,570. The total amount on loans at the end of the year was Rs. 50,78,252, of which Rs. 8,37,033 is overdue. The principal purposes for which loans were issued during the year were:—

- (1) Purchase of cattle (Rs. 41,761); (2) Payment of land-revenue (Rs. 38,136); (3) Marriages (Rs. 22,056); (4) Payment to Sahukars (Rs. 30,078); (5) Buildings (Rs. 25,629); (6) Purchase of lands (Rs. 19,189); (7) Trade (Rs. 18,515).

Central Banks.—The following table shows the details of the working capital of Central Banks as compared with the previous year:—

	Samvat	Samvat
	1992-93.	1993-94.
	Rs. in lakhs.	Rs. in lakhs.
Share capital	4.69	4.71
Reserve Fund	5.13	5.73
Deposits	19.44	19.82
Loans from Central Banks	2.59	1.75
Loans from Government	1.13	1.58
Total	32.99	33.59

Of the 14 Central Banks, four are in Kashmir Province at Srinagar, Anantnag, Baramulla and Muzaffarabad, and ten in Jammu Province at Jammu, Bhimber, Mirpur, Kotli, Kathua, Udhampur, Kishtwar, Rajouri, Bhadarwah and Naoshera.

(29)

Non-Agricultural Societies.—The working capital of Non-Agricultural Societies consisted of:—

	Jammu.	Kashmir.	Total.
	Rs.	Rs.	Rs.
Shares	76,259	1,70,260	2,46,519
Reserve Fund	56,264	1,25,034	1,81,298
Deposits	1,060	5,205	6,265
Loans from Central Banks	86,642	2,47,201	3,33,843
Total	2,20,225	5,47,700	7,67,925

The principal crafts to which the non-agricultural societies in Kashmir pertain are:—

	No. of Societies.
Carpet-makers	12
Tailors	17
Sada Baf	14
Needle Workers	13
Gold-smiths	11
Wollen Embroidery Workers	14
Rafgars	63

The more important of the crafts and classes represented by the societies in Jammu Province were:—

Artisans (11 societies), Petty traders (15), Depressed classes (13), and Government employees (16).

Consolidation of Holdings.—The number of societies for consolidation of holdings was 184 at the close of the year under report against 180 of the previous year. No new consolidation work was done during the year, but a revision of the work done in previous years was carried out in the villages of Kakapura (Awantipur Tehsil) and Chikpura Kalan, Kesar Mula and Kadipura (Sri Pratapsinghpura Tehsil) as shown below:—

(1) Number of villages	4
(2) Total Area of villages	17,634 Kanals
(3) " " consolidated	14,288 "
(4) Total number of fields	4,903
(5) Number of fields before consolidation	4,265
(6) Number of fields after consolidation	988
(7) Average area per field before consolidation.	3.35 Kanals
(8) Average area per field after consolidation.	14.46 "

Other Activities.—The number of societies for compulsory education rose from 90 to 104; their membership from 3,147 to 4,977. The number of better-living societies rose from 97 to 118. There were 123 Arbitration societies at the close of the year—58 in Jammu and 65 in Kashmir. The number of cases reported to have been decided was 338 in Jammu and 42 in Kashmir.

In the last Industrial Exhibition of the State, 19 stalls were occupied by Cooperative Societies, which exhibited the goods manufactured by their members.

The International Cooperative Day was observed in a befitting manner on the 7th November at various important centres. Meetings were held and lectures delivered.

Refresher courses were held at Jammu and Srinagar. Two officers of the Department, one Deputy Registrar and one Assistant Registrar, proceeded to Europe on study leave for further training. A training class was also held at Srinagar for a period of 2 months. A Cooperative journal entitled "Imdad-i-Bahami" was started last year. Copies of it were supplied to every member of the field staff.

Liquidation of Societies.—At the commencement of the year 103 societies were under liquidation. Nine more went into liquidation during the year.

Legislation.—A Bill to amend the Cooperative Societies Regulation was introduced and passed by the Praja Sabha and assented to by His Highness during the year.

Expenditure.—The expenditure on the establishment from the Audit Fund amounted to Rs. 76,475 in addition to Rs 1,26,700 from the State against Rs. 78,360 and Rs. 1,27,400 respectively of the previous year.

CHAPTER IV.—PRODUCTION AND DISTRIBUTION.

1.—AGRICULTURE.

General.—His Highness' Government has joined the Imperial Council of Agricultural Research as a constituent member, and the Director of the State Agriculture Department has been nominated as a member of the Advisory Board of the Council and the Minister-in-charge, as member of the Governing Body of the Council. The Director participated in a conference of Horticultural Experts and a conference of Marketing Officers held at Simla. Also as a member of the Jammu and Kashmir Marketing Board, he has compiled for the Board a Survey report on the marketing of citrus fruits. The Board of Agriculture in the State consists of non-official as well as official members, with the Director of Agriculture as its member-Secretary. Dr. Burns, the Agricultural Expert to the Imperial Council of Agricultural Research, paid an official visit to Kashmir in connection with schemes for research on Kashmir Rices and on San Jose Scale. The Fruit Specialist to the Government of the Punjab paid an official visit to the State to study its fruit nursery system of distribution.

Weather and Crops.—The weather was on the whole favourable in both provinces. In Kashmir, the rain was normal and the Rabi crops grew well. A hail-storm in the month of Chet did much damage to rape crop and delayed the sowing of linseed. The rainfall was below normal in Baisakh, Jeth and Har and proved harmful to Kharif crops, particularly maize and pulse. Deficiency of water was also felt in mid-summer and some paddy lands suffered considerably. Spring rains and heavy wind in summer and occasional hail-storms damaged the fruit crop. Paddy was normal. There was no Rai disease.

In Jammu Province late-sown wheat was damaged by a wind-storm at the time of maturity. The Kharif crop in Maidani and Kandi, the plains and sub-montane traets, suffered on account of deficient rainfall. Maize was extremely poor; wheat was normal. Grams suffered to a very great extent on account of cloud bursts and rain.

There has been increase in the area under saffron in Kashmir. Province. The out-turn was normal owing to timely rainfall followed by dry and sunny weather.

Agricultural Labour.—The wages of agricultural labour fell considerably in Kashmir, where the price of agricultural produce reached a very low level.

Value of Land and Marketing Conditions.—The demand for alienable land decreased in Kashmir to about Rs. 80 per acre, in Jammu it stood at Rs. 150 to Rs. 200. The price of Shali in Kashmir ranged between Re. 1 and Rs. 1/8/-per maund, even though restrictions on export of rice were removed. The prices of maize and wheat improved in both provinces

Experimental Work.—(1) The experiments conducted at the Partap Model Farm consisted of (1) Comparative varietal tests with rice, Indian corn, wheat, barley, peas, beans, oilseeds, potatoes, turnips etc; (2) Manurial experiments including green manures and commercial fertilisers on major crops; (3) Seed-rate experiments with major crops like rice; (4) Cultivation experiments with rice, wheat, Indian corn and money crops; (5) Improvement in local varieties of rice, wheat, pulses and oil-seeds and evolution of high-yielding strains by mass selection method; and (6) Introduction of foreign varieties of different kinds of crops and their subsequent trials in comparison with indigenous kinds. The work done and the results achieved

in each are given in the Report of the Agriculture Department for the year under report.

An area of 5 acres was allotted to growing of vegetables for seed production, and 269 varieties of 43 kinds of vegetables, foreign acclimatised, and 20 local kinds were raised. The value of the seeds and vegetables was about Rs. 3,200. A quantity of 157½ maunds of silage was obtained from 174½ maunds of green maize and *moong* straw and was used for the farm live-stock. The results may be considered satisfactory.

(2) At Golsamandar Farm, Jammu, the work was limited to varietal tests of major crops—wheat, sugarcane, barley, gram, etc. Part of the area is used for seed multiplication purposes. The results of experiments are given in the Department's Report.

(3) The Department has two Tenant Farms—one at Rakh Mangal and the other at Marh, near Jammu. Departmental seeds are sown at these farms by tenants under the guidance of the Department.

Land acquired.—During the year under report, three gardens in Reasi with an area of about 600 kanals were taken over from the Revenue Department for the purpose of starting a seed multiplication farm and fruit nursery; an area of 13 kanals was acquired for agricultural operations in Mirpur.

Distribution of Seed.—About 1,200 maunds of improved farm seed was grown at the Government farms for distribution purposes. This was distributed to registered zamindars of different districts. The method has proved useful with seeds which can be stored, particularly sugarcane. Vegetable seeds were sold through departmental seed agents. About 2,020 acres in Kashmir and 450 in Jammu Province were thus sown with improved seeds. Farm Budji variety of Paddy is becoming very popular in Kashmir. A very large acreage in Jammu Province is under wheat 8-A, and nearly three-fourths of the sugarcane area is under Co-285.

Demonstration.—Demonstrations in the cultivation of saffron on Karewa lands were continued in Kashmir. Peripatetic parties of trained Malis were deputed to fruit-growing zones. Free demonstration on pruning, budding and grafting and laying out of orchards were given in most Tehsils. Leaflets on San Jose Scale, Rat Control, Cut-worms, Manures, etc. were distributed. Local Boards for crops and plant pests assisted the propaganda work.

Agricultural shows were held for the first time at Mirpur and Udhampur in the month of Assuj. Cinema shows and magic lantern lectures were also given.

As usual, the Department took prominent part in the 7th Jammu and Kashmir Exhibition held at Srinagar in August 1937. The exhibits consisted of 515 varieties of agricultural seeds, 172 varieties of green vegetable and 35 different improved implements. A large number of lectures on horticultural subjects were given during the Exhibition. Exhibits received from zamindars were adjudged for prizes. A flower show was also arranged.

2.—HORTICULTURE.

Nurseries.—The Department possesses and maintains 14 nurseries, large and small, in the six Tehsils of the Kashmir valley and two of Jammu. Besides these, nursery plants of special kinds are raised at the Pratap Model Farm, Nishat Bagh and Shalimar. With the opening of work at Pauni and Reasi, the Department will be able to meet the demand for plants in those tracts which could not be supplied with plants so far.

Distribution of Plants.—During the year under report, 1,70,862 grafted fruit plants (apples, cherries, plums, peaches, apricots, almonds, etc.) were

(33)

distributed from Kashmir against 1,75,226 of the previous year. The following table shows the details:--

		Samvat 1992-93.	Samvat 1993-94.
(1) Issued on payment	...	69,226	53,724
(2) „ free	...	91,864	1,02,780
(3) „ for Departmental orchards	...	14,136	14,358
	Total	1,75,226	1,70,862

Free issues are made in favour of those zamindars who fence their garden areas and comply with instructions regarding spraying and after-care. Issues on payment are made at a nominal rate of 1 anna per plant. During the year, 5,047 fruit plants were exported to British India, 8,178 were sent to fruit-growing tracts in Jammu Province and 156 to Poonch. Some private orchardists are also raising their own fruit plants under Departmental guidance to meet their own requirements.

In Jammu, 2,931 grafted plants were supplied from the Udhaywala nursery (orange, malta, pomegranate, mango, Galgal, lemon, etc.) and 172 trees were distributed from the Batote nursery (almonds, walnuts, chinars). All nursery plants distributed were sprayed and fumigated before issue, to ensure freedom from San Jose Scale and wooly aphis insect pests.

Orchards.—The work done at the Government orchards consisted of new plantation, introduction of new varieties, cultivation, top-working, pruning, spraying, harvesting and marketing. As a result of propaganda by the Department, a Fruit-growers' Cooperative Association has been formed for the purpose of marketing. The income from the sale of fruit was Rs. 44,275 against Rs. 50,782 of the previous year.

Moghal Gardens.—The Nishat, the Shalimar, the Chashma-Shahi, the Achabal and the Vering gardens were maintained with great care and were kept open to the public, with fountains playing on Sundays and important occasions. Besides other improvements, overcrowding of trees was removed and new trees were planted to cover bare patches.

Pleasure Parks.—The Department maintains the Lalmandi Park and the Exhibition Ground Park in Srinagar. The lawns were improved and extended during the year. New bushes, creepers and shrubs, where necessary, were planted.

Floriculture.—The Department maintains flower nurseries at various places to produce seeds, seedlings, cuttings, rooted plants, shrubs, bulbs and other ornamental plants to meet the Departmental and outside demand. During the year under report, flower seeds weighing 64 ounces were exported. A catalogue of agricultural vegetable, flower seeds, fruit plants, bulbs etc. has been prepared and is under publication.

3.—ENTOMOLOGY.

Besides work on San Jose Scale, attention was paid to other insect pests, *e. g.* wooly aphis, apple skin worm, pear psylla, aphids, beetles, etc. in Kashmir, and several injurious insects in Jammu Province.

The Crop and Plant Protection Regulation No. 1 of 1990 is operating in the deciduous fruit growing tracts of Jammu and Kashmir. During the year under report the Regulation was extended to Kud and Nandimarg Illaqa in Reasi and Udhampur Districts. The Regulation has checked export and import of live plant material without a health certificate from the Department. The

Central Plant Protection Committee (consisting of official and non-official members) met once and passed some resolutions. The Local Boards held their meetings regularly.

Spraying.—As usual, the Department supplied machinery and technical labour free of charge, while the growers of trees had to meet the actual cost of insecticides. The operations cost the orchardists Rs. 25,000 and the Government Rs. 9,000. The following table shows the numbers of trees sprayed during the year under report :—

		Government Orchards.	Private Orchards.
Fruit trees	...	63,377	5,81,876
Nursery Plants	...	2,59,015
Roses, bushes, etc.	...	3,506	5,412
Total	...	3,25,898	5,87,288

The quantity of diesel oil and fish oil soap used was 7,404 gallons and 4,936 lbs. respectively in Government gardens and 20,835 gallons and 13,890 lbs. respectively in private orchards.

Poultry Farm.—The Poultry Farm, Srinagar, remained under the supervision of the Senior Entomologist. The work at the farm consisted of, (1) introduction of suitable foreign breeds as good layers and table birds; (2) improvement of local breeds by pure line selection; (3) experiments on caponising and its introduction in districts where it is unknown; and (4) crossing of local breeds with superior foreign breeds.

Expenditure.—The expenditure on the maintenance of the Agriculture Department (including Horticulture) during the year was Rs. 1,32,036; the receipts were Rs. 71,444.

4.—CIVIL VETERINARY DEPARTMENT.

Dispensaries.—During the year under report the Department maintained 25 dispensaries, 12 in Kashmir and 13 in Jammu Province (including one Travelling Dispensary in each province), against 21 in the previous year. Due to the extension in the activities of the Department, one new post of Inspector for Kashmir and one new post of Additional Veterinary Assistant for Srinagar were created during the year under report. The Government deputed 10 State-subjects for Veterinary training to Bombay and Lahore. Fourteen new compounders, mostly trained dressers from the Punjab Veterinary College, were appointed.

Treatment Work.—The health of the livestock in the country caused great anxiety; the dry weather was conducive to the spread of various contagious diseases especially among the bovines. The total mortality from various diseases amounted to 3,143 against 2,400 of the previous year.

The staff visited over 1,000 villages in both provinces. The total number of animals treated and castrated is given in the following table :—

		Samvat 1992-93.	Samvat 1993-94.
<i>Kashmir Province.</i>			
(1) Animals treated at head-quarters	...	45,525	53,579
(2) Animals treated on tours	...	15,078	21,409

(35)

		Samvat 1992-93.	Samvat 1993-94.
(3) Animals castrated at head-quarters	...	5,967	5,296
(4) Animals castrated on tours	...	3,843	1,775

Jammu Province.

(1) Animals treated at head-quarters	...	45,289	45,334
(2) Animals treated on tours	...	17,039	11,586
(3) Animals castrated at head-quarters	...	2,828	3,571
(4) Animals castrated on tours	...	5,219	3,743

Contagious Diseases.—Rinderpest appeared in virulent form in the Anantnag Wazarat and in a less virulent form in Baramulla Wazarat in Kashmir. As many as 129 outbreaks were encountered involving 422 villages. Each outbreak was promptly attended to, as far as possible, and about 21,000 inoculations were made against the disease. The number of deaths was 822. In Jammu the disease appeared in Udhampur District. Over 5,000 inoculations were made. The number of deaths reported was 1,904. A scheme for the introduction of goat tissue virus for inoculation against this disease was under the consideration of the Government. Other contagious diseases were Haemorrhagic Septicaemia, foot and mouth disease, Black quarter and anthrax. Of the last (anthrax) an outbreak was reported from Baramulla Tehsil. On investigation it was found that there was no indigenous case of the disease. The disease had been caused in human beings by infected meat imported from Poonch. All necessary measures to check further spread of the infection were taken in cooperation with the Civil Medical Department. One case of Glanders was reported in Tehsil Khas in Kashmir; it was destroyed under the Glanders and Farcy Regulation.

Rabies.—A mortality of 43 animals, inclusive of suspects destroyed by the Department was reported on account of rabies; 92 inoculations were made against the disease to canine and bovine subjects. Srinagar continued to be an anti-rabic centre for domesticated animals, and arrangements to open a similar centre in the Jammu Dispensary were being made.

Veterinary Jurisprudence.—During the year under report, 163 jurisprudence cases were examined in Kashmir Province against 85 of the previous year. The number of cases examined in Jammu Province was 51 against 41 of the previous year.

The need for legislation of some kind to enable the Department to enforce various measures of prevention and control, engaged the attention of the Department.

Breeding.—A scheme for improvement of cattle breeding was sanctioned during the year. Under this scheme 16 Dhanni and 14 Sindhi bulls were purchased from the Punjab and Karachi and distributed among selected breeding centres in both provinces. Three Dhanni bulls and 11 Sindhi bulls were distributed in Kashmir Province, and 12 Dhanni and 2 Sindhi bulls in Jammu Province. One Sindhi bull was kept stationed as reserve against mortality or unserviceability, at Srinagar; similarly one Dhanni bull was kept stationed at Jammu. The bulls were entrusted to representative zamindars called 'Agents' who were paid Rs. 10 per month for each bull for care and maintenance. A Central Cattle-breeding Department was opened at Shalateng near Srinagar in Kashmir. A similar Department will be opened near Satwari in Jammu. For horse and mule breeding, 3 Welsh stallions continued to be stabled at Srinagar, Baramulla and Anantnag; the Zanskari stallion of Srinagar stable was shifted to Kahori in

Muzaffarabad Tehsil. In Jammu, out of 3 horse and 2 donkey stallions stabled at Jammu, Manawar and Mirpur, one horse and one donkey stallion were auctioned off and one donkey died. The number of mares covered by all the stallions was 148 against 235 of the previous year. A scheme to reorganise horse and mule breeding on improved lines was under the consideration of the Government. An outstanding feature of the year was that the Government gave practical shape to the recommendation made by Professor Barker of Leeds University for the improvement of sheep-breeding or wool-growing industry in Kashmir. The services of a trained and qualified man were secured to take up the work. A sheep breeding farm is being established at Banihal where cross-breeding and other experiments will be taken up. Suitable rams produced on the farm will in course of time be distributed among the zamindars for the improvement of their indigenous stock.

Castration Work.—Castration of scrub animals to eliminate useless stock from breeding work was continued. A Bill called the 'Improvement of Livestock Bill' was drafted and published for eliciting public opinion. This bill is meant to empower the officers of the Department to castrate unfit bulls in selected tracts and issue licenses for indigenous bulls found fit for breeding purpose. The Superintendent continued to be a member of the Jammu and Kashmir Marketing Board and of the Executive Committee of the Kashmir Animal Welfare Association. He also participated in the meetings of the Advisory Board of the Imperial Council of Agricultural Research as a member. A detailed report on the marketing of ghee and butter was completed and forwarded to the Marketing Adviser to the Government of India.

Expenditure.—The expenditure on the maintenance of the Department amounted to Rs. 79,895 against Rs. 58,663 of the previous year.

5.—KASHMIR VALLEY FOOD CONTROL DEPARTMENT.

Result of Working.—The result of the year's working was a heavy loss of Rs. 11.29 lakhs. It was inflated by adjustments which became necessary after a series of years of falling prices and values. The price of Shali in the city fell lower and lower and the Department had to make corresponding reductions in the fixed price. The revaluation of stock at Rs. 2/6/- per Kharwar (two maunds 3 seers) involved a write-off of Rs. 4.38 lakhs, and the sale of Shali below the fixed rate of Rs. 5 involved a loss of Rs. 6.16 lakhs. About Rs. 2.91 lakhs of this loss was adjusted from the Reserve Fund and about Rs. 8.27 lakhs from the General Revenues.

To meet the situation and obviate losses in future, drastic economies were effected, *e. g.* heavy retrenchment in staff, cuts in salaries, discontinuation of allowances and commissions. The Government agreed to reduce the rate of interest from 4 per cent. to 1½ per cent.

Stock of Shali.—The stock on 1st Katik 1993 was 2,43,177 Khawars; receipts from the Mufassil during the year were 3,12,455 Kharwars; issues during the year amounted to 2,87,482 Kharwars; the amount carried forward at the end of the year was 268,308 Kharwars, which was 25,131 Kharwars more than the stock in hand on 1st Katik 1993.

Advances.—Advances amounting to Rs. 13,52,800 were paid to producers on account of standard supplies; no advances were made on supplementary purchase account.

Ration Tickets and Permits.—As the restrictions on the import of Shali into the city were removed in Magh 1993, ration tickets and permits for import were discontinued.

Import of Grain.—1,559 maunds of rice of special quality and 6,935 maunds of wheat flour were imported by the Department from outside the State via Domel against 1,113 maunds and 11,407 maunds of the previous year. The

(37)

quantity imported into the city from the Mufassil was.—

		Shali. Mds.	Rice. Mds.
By K. V. Food Control Department	...	6,04,575	380
By private agency	...	4,83,810	59,273
Total	...	10,88,385	59,653

Liabilities and Assets.—The main liabilities and assets of the Food Control Department (in approximate lakhs of rupees) at the end of Assuj 1994 were:—

<i>Liabilities.</i>		<i>Assets.</i>	
	Rs. in lakhs.		Rs. in lakhs.
(1) Capital	2·86	(1) Building machinery...	2·68
(2) Depreciation Fund	1·57	(2) Stock of grain in hand.	6·35
(3) Provident Fund	·46	(3) Grain advances	·36
(4) State Loan	3·97	(4) Sundry debtors	·10
(5) Deposits	·27	(5) Miscellaneous	·09
(6) Sundry creditors	·68	(6) Cash	·23
Total	9·81	Total	9·81

The loss of Rs. 11·29 lakhs from the profit and loss account of the year was met by (1) General profit ending Assuj 1993 (Rs. 0·11 lakhs); (2) Reserve Fund adjusted against loss (Rs. 2·91 lakhs); and (3) Amount debited to General Revenues through State Loan (Rs. 8·27 lakhs).

6.—MARKETING BOARD.

During 1937 surveys were completed for the following commodities and reports submitted to the Agricultural Marketing Adviser to the Government of India:—

Cereals	...	Barley-Gram.
Oilseeds	...	Rapeseed, mustard and toria.
Fruit	...	Citrus fruits.
Animal Husbandry	...	Ghee, wool and hair.

(2) Reports on a number of commodities were in progress at the end of the year:—

Cereals	...	Maize (completed).
Oilseeds	...	Cocoanuts.
Fruit and Vegetables	...	Magoes, Potatoes and Sugar.
Animal Husbandry	...	Sheep and goats.

Three other commodities have been taken up recently, viz. Fish, Lac, and Jute, none of which is important so far as this State is concerned.

(3) Supplementary data in connection with reports already submitted were supplied to the office of the Agricultural Marketing Adviser from time to time.

Samples of rape-seed, mustard, toria and maize were collected and sent to the Harcourt Butler Technological Institute, Cawnpore, for analysis.

(4) In October, an experimental grading centre for apples was opened. The machine was supplied by the Agricultural Marketing Adviser and operated by Mr. Ollenbach of the Delhi Headquarters staff. Local arrangements were in charge of the Director of Agriculture. The type of grader used was not satisfactory for grading apples and work with the machine was quickly discontinued. Hand grading was commenced on October 29th. This progressed reasonably well.

As already stated, the Director of Agriculture represented the State at annual conference of Marketing Officers held in Simla during the summer.

CHAPTER V.—COMMERCE AND INDUSTRY.

1.—TRADE STATEMENTS.

The following tables give the important figures of the trade of the State during the year under report as compared with the previous year.

No. 1.

Total imports and exports of Jammu and Kashmir State for the last two years:—

	Quantity in Maunds.		Value in Rupees.	
	Samvat 1992-93.	Samvat 1993-94.	Samvat 1992-93.	Samvat 1993-94.
Imports of merchandise ...	25,46,924	23,85,956	2,29,97,313	2,21,74,304
Exports of merchandise ...	52,84,641	35,25,628	1,14,04,851	1,25,43,840
Imports of treasure	29,01,844	62,31,775
Exports of treasure	6,32,976	7,41,092

No. 2.

Trade in bond during the last two years:—

	Value in Rupees.	
	Samvat 1992-93.	Samvat 1993-94.
Kashmir ...	29,58,383	29,11,279
Jammu ...	35,62,104	32,03,749
Total ...	65,30,487	61,15,028

No. 3.

Trade between Central Asia, Punjab and Kashmir during the last two years:—

	Value in Rupees.		
	Imports from Central Asia to Kashmir and Punjab.	Exports to Central Asia from Punjab.	Total trade.
1992-93 ...	18,36,345	11,91,962	30,28,307
1993-94 ...	24,62,400	12,42,618	37,05,018

Principal articles of import of Jammu and Kashmir State :—

Particulars.	Quantity in Maunds.		Value in Rupees.	
	Samvat 1992-93.	Samvat 1993-94.	Samvat 1992-93.	Samvat 1993-94.
Cotton manufactures	1,09,616	1,05,265	58,76,787	60,84,462
Tea	35,394	37,962	22,96,779	28,12,295
Grains and Pulses	4,00,566	2,50,035	12,09,180	8,64,560
Sugar	3,31,019	3,92,298	17,51,073	23,46,939
Salt	4,58,401	4,53,222	14,29,213	12,22,523
Metals and Manufactures of metals	1,05,865	83,581	11,02,610	10,14,863
Wool and Woollens	12,228	12,945	10,04,503	10,65,537
Oils	2,60,331	1,61,329	8,97,194	10,02,680
Tobacco	36,966	33,759	6,73,574	5,46,148
Fruits and Vegetables	59,499	69,975	3,66,404	3,60,422
Silk	1,329	1,412	2,08,473	2,01,785
Seeds	50,725	49,670	3,61,531	3,04,786
Dyeing materials	19,314	17,690	2,41,664	2,29,108
Leather	10,350	9,167	4,44,500	4,25,612
Spices	13,502	11,750	1,86,145	2,01,270
Drugs and Medicines	17,773	17,188	2,98,379	3,25,449
Stationery	9,834	12,451	1,71,827	1,78,111
Liquors	2,593	2,447	1,49,659	1,21,346
Apparel	2,645	2,943	1,58,704	1,57,447
Provisions	6,998	6,921	1,44,314	1,34,320
Building materials	74,116	76,686	1,18,624	1,25,608
Treasure	29,01,844	62,31,775
Miscellaneous	3,04,163	1,29,163	16,75,793	17,86,434

(41)

No. 5.

Principal articles of Exports of Jammu and Kashmir State:--

Particulars.	Quantity in Maunds.		Value in Rupees.	
	Samvat 1992-93.	Samvat 1993-94.	Samvat 1992-93.	Samvat 1993-94.
Wood and Timber ...	42,57,937	26,51,765	33,25,598	40,47,690
Wool and Woollens ...	12,318	18,054	9,01,637	11,04,737
Fruits and Vegetables ...	4,20,850	3,66,070	21,50,330	26,04,953
Raw Silk and Cocoons ...	5,250	6,164	13,33,658	13,30,566
Kuth ...	3,256	3,254	4,83,644	5,01,951
Grains and Pulses ...	3,15,427	2,72,754	8,89,779	6,12,447
Ghee ...	6,449	6,825	2,99,278	2,55,624
Hides and Skins ...	15,758	22,891	2,87,177	4,20,446
Drugs and Medicines ...	12,513	32,322	1,40,379	3,04,856
Potatoes ...	18,820	25,415	48,457	50,950
Miscellaneous articles ...	52,870	53,317	6,86,950	7,72,348

2.—INDUSTRIES DEPARTMENT.

The activities of the department during the year under report consisted chiefly of consultation and advice to prospective industries, economic and trade surveys, registration of Joint Stock Companies, sealing of Patents and Designs, organising of the Jammu and Kashmir State Exhibition, collection of statistics, registration of local firms, and administrative control of State Presses, Stationery Depot, Technical Education, and Mining.

Existing Industries.—(1) Though the depression of the previous years was not completely absent, the carpet factories of Kashmir were able to do substantial business due to improvement of market conditions. The Government subsidy continued. There was a steady market for Kashmir woollens and silks, and prices obtained were higher than those obtained in the previous year.

(2) The Match Factory did good business.

(3) The Santonin Factory was greatly handicapped on account of the Russian competition.

(4) The Jammu Tannery continued to work as before, but did not make any progress in the direction of putting up machinery.

(5) The question of recovery of the loan advanced by Government to the Bhagats Silk Weaving Factory was not finally decided.

(6) The Karan Singh Woollen Mills started manufacture of woollen yarn and piece-goods, which were exhibited in the Government Exhibition and had considerable sale.

(7) The management of the Kashmir Chemical Soap Company, Jammu, was transferred from Dr. Lakra to a Managing Agency under which it was able to do more business.

(8) The Himalayan Soap Works, Srinagar, was allowed a further extension of concessions.

(9) A small-scale Brass Foundry and Polishing machinery was installed by Messrs Faiz Ahmad and Sons, and manufactured various kinds of utensils of modern designs.

(10) The construction of the furnace and installation of machinery of the Kashmir Pottery Works, Jammu, was completed and manufacture of pottery goods was started.

(11) Messrs Uppal and Sons started a small factory for manufacture of phenyle.

Trade Surveys.—Fourteen Surveyors were employed to work under Professor R. K. Bhan, Professor of Economics, Sri Pratap College, Srinagar, and the Director of Industries for the purpose of studying trades connected with silver-ware, gabba-making, basket-making, wood-working etc. Exhaustive questionnaires were drafted. The reports on these enquiries are expected to be ready in May 1938.

Sheep Breeding Farm.—Practical shape began to be given to the recommendations of Professor Barker, and surveys regarding pastures for winter-grazing and a suitable site for headquarters of the proposed farm were started. One Mr. R. C. Haksar, M. Sc., was found suitable for research in sheep-breeding. The Government decided to give Rs. 12,000 per year for 6 years for the Research Farm. On the commercial side the Government subscribed 51 per cent. of the capital and Mr. Haksar the remaining 49 per cent. Mr. Haksar was made the Managing Director of a Limited Liability Company of which the Director of Industries, the Chief Conservator of Forests and the Superintendent, Veterinary Department were the Directors on behalf of the Government.

Loan to Karan Singh Woollen Mills Limited.—Mr. A. K. Wattal, Managing Director, had been granted a loan of Rs. 80,000 in 1935. The Government granted a further loan of Rs. 50,000 and the Company (instead of Mr. Wattal) was made responsible for the loan.

Lucknow Exhibition.—A grant of Rs. 1,000 was made to some Kashmir traders to enable them to send their wares to the All-India Exhibition at Lucknow. Eight gold and silver medals were awarded there to the Jammu and Kashmir Industries Department and the Kashmir Traders.

Joint Stock Companies.—Six new companies with an authorised capital of Rs. 20,40,000 were registered—one trading, one research and experiment, one film shooting, one insurance, one foreign and one under section 26.

Patents and Designs.—Five applications were received during the year. Three patents were sealed and two renewed.

Weaving Demonstration Party.—During the year under report the Peripatetic party worked in the frontier Illaqa of Kashmir. It gave demonstrations at 15 villages and introduced 10 new sleys. Demonstrations were given in the use of fly shuttle looms and light sleys with local wool yarn. New designs introduced consisted of Table cloth, Double cloth figured, Honey-comb, Turkish twill, coating cloth plain, Durrie weave and Newar weave. A

(43)

special feature of demonstration in the Illaqa was the use of acid (coal tar), mineral and vegetable colours. Colours produced from the material locally available gave in some cases better effects on woollens. The chief industry of the place being rug-weaving, the people were shown how to produce beautiful designs with vegetable colours.

The Jammu and Kashmir Exhibition.—The 8th Jammu and Kashmir Exhibition was opened on 30th August 1937 and closed on 23rd September. The total number of stalls available was 229, out of which the Government Departments occupied 38. The lines represented were :—

	Stalls.
(1) Shawl and Embroidery	... 47
(2) Wood-carving and Papier-mache	... 43½
(3) Silver-ware and gold-ware	... 8½
(4) Carpets	... 12
(5) Wicker work	... 8
(6) Silk	... 12
(7) Stone Jewellery and curio	... 16
(8) Furs and skins	... 3
(9) Woollen goods	... 12
(10) Gubbas	... 6
(11) Leather goods	... 2
(12) Soap and scented hair oils	... 1½
(13) Metal-ware	... 6
(14) Furniture	... 1
(15) Miscellaneous	... 12½

All exhibits showed considerable improvement in texture, colour, design and finish. Approximate estimate of sales was Rs. 3 lakhs.

The number of visitors to the valley being larger during the year than in previous years, the income from various sources was larger than in the previous year, as may be seen from the following figures:—

	1936.	1937.
	Rs.	Rs.
(1) Rent	... 4,050	3,436
(2) Games of skill and other shows (net)	... 4,800	8,300
(3) Admission	... 13,000	14,500
Total	... 21,850	26,236

A new automatic loom demonstrated at the Exhibition aroused considerable interest in the local weavers. The Director of Industries, Punjab, expressed that it was a distinct improvement on the looms they had in the Punjab. The loom was easy to work and gave 20 to 30 per cent more production than the fly shuttle loom at present in vogue. Mr. Wattal of Shri Karan Singh Woollen Mills took sketches of the loom so that he might make use of them at his Mills. Messrs Hadow and Co. were awarded a gold medal for exhibiting furniture with tapestry work of excellent designs.

Two Baby shows were organised and demonstrations regarding child welfare given. This was one of the new features of the Exhibition and elicited great interest.

Expenditure.—The total expenditure on the Industries and Commerce Department amounted to about Rs. 72,000.

3.—MINERAL SURVEY AND MINING.

General.—The work of people holding prospecting licenses made some progress during the year under report. Mr. Muzaffar Ahmed, the Prospecting Licensee for Ochre and Graphite, has prepared paints of a fairly good quality which have been approved in the market. Pir Hassam-ud-Din has found Lapis Lazuli. The use of Bentonite has been favoured by the local soap makers. The results of sapphire prospecting were not favourable this year. Rules regarding the working of Sapphire mines by the lessees were revised with a view to facilitate the working of the mines.

Mineral Survey.—The Mineral Survey Officer visited Khunumuh and Mandek Pal to examine Novaculite deposits of these areas. Some oil-stone slips prepared of the novaculite found in the State were favourably reported on by the Chief Ordnance Department, Cawnpore. Certain investigations made by the officer between the Tawi and the Sail indicated the presence of oil and gas in the fold. He also visited Nichahom Lignite fields and explored the possibilities of starting cement and glass work in the area.

Mining.—The winnings of the sapphire mines were:—

	Weight in tolas.	Rate at which sold.
		Rs. a. p.
1. Wazir Tej Ram	... 4,413	3 4 0 per tola.
2. Messrs Hakim Singh & Co.	.. 4,017	2 0 0 „

In addition to this, 406 tolas of sapphire corundum from the Government stock were sold at Rs. 12 per tola.

During the year under report certificates of approval were granted or renewed in favour of (1) Wazir Tej Ram, (2) Messrs N. N. Kaul R. K. Raina of Kashmir Pottery Factory, (3) Messrs Daulat Ram Bishan Das of Bhimber—Bentonite licensee, (4) Mr. Mohammed Pala Gypsum licensee, (5) Mr. Muzaffar Ahmed—Ochre and Graphite licensee, (6) Messrs Mehta Brothers, Baramulla, (7) The Northern Mining Corporation (8) Messrs Sant Ram Amar Nath Lakh Raj (9) Rai Sahib Lala Isher Das Kapur and (10) Messrs Hakim Singh & Co.

Three brief notes and reports dealing with the geology and mineral survey of certain areas were issued during the year. Notes and reports on mining were also issued.

Expenditure.—The expenditure on the maintenance of the Department was Rs. 16,712.

(45)

4.—FORESTS.

Climatic Conditions.—On the whole climatic conditions of the year were not favourable to forest growth and floating operations. There were few falls of snow during the winter in Kashmir, and the spring rains were scanty, which resulted in an exceptionally dry summer. In Jammu circle rainfall was both untimely and deficient, the snowfall was scanty, and there was drought in winter.

Market Conditions.—Market conditions in the Punjab were stationary. Rates for Kail and Fir increased during the year. The demand for timber increased and prices at the close of the year were steady.

Area.—The total area administered by the Forest Department at the close of the year was 10,149.31 square miles, as compared with 10,141.85 square miles of the previous year. Of this area demarcated forests occupied 9,980.72 square miles; partially demarcated forests, 34.10 square miles; and undemarcated forests, 134.49 square miles.

Demarcation.—Demarcation of Gai and Kau Bagh forests in the Ramban Division was carried out. The total length of the boundaries completely or partially demarcated was 34,154.59 miles. A large number of boundary pillars were repaired and constructed during the year.

Regeneration.—Measures for aiding or inducing regeneration, such as collection and burning of debris, fencing, etc., were carried out. On account of the depression in the timber market thinnings were held in abeyance throughout the State, except in the Lolab forest where they had been sold in advance with the lease and in the Haran and Ningli Plantation Artificial regeneration works were extensively carried out in almost all the major divisions. About two hundred and sixty maunds of seed were collected and sown and about five lakhs of seedlings were transplanted during the year. The coupes of the year in the Haran and Ningli plantations were planted up with willow cuttings as usual. The afforestation of Tawi-par gardens and Bahu Sedhra *rakhs* received considerable attention. About 154 maunds of seed of various species were sown and about 47,000 plants of Shisham and Mulberry were transplanted.

Propagation of Kuth.—Propagation of Kuth received attention in Ramban, Kishtwar and Reasi Divisions of Jammu Circle and Jhelum Valley Division of Kashmir Circle. About two maunds and twenty-seven seers of seed were sown during the year. Digitalis nurseries were maintained in Ramban, Kishtwar, Udampur, Pir Panjal and Langet Divisions.

Sylviculture Research.—More sample plots and experimental plots were laid down for studying question of acclimatization. Yield tables for willows were prepared. The compilation of Deodar and Kail volume tables was taken in hand.

Protection.—The total number of new cases was 7,703 as compared with 6,545 in the previous year. 777 cases including pending cases of the previous year were taken to the court as compared with 824 in the previous year. Of these 462 cases were disposed of, 332 resulting in convictions. About 5,890 cases were dealt with departmentally, including 4,688 which were settled by compensation. Rs. 18,517 were recovered by way of compensation. There were no incendiary fires; the total number of accidental fires was 461. An area of 133.62 square miles was closed to grazing, under the rules, out of 9,980.72 square miles of the demarcated forests. Timely spraying with kerosene oil in the Haran Plantation checked the attacks of caterpillars to a great extent. Fifty-four Kuth cases involving 162 persons were dealt with in the Keran Division, out of which 50 cases convicting 143 persons were decided. Besides 94½ maunds of green Kuth and two rifles with one Chilas gun were recovered

from the Kuth smugglers. One of the main organizers of raids from Kagan who was an absconder from Keran and a notorious dealer in smuggled Kuth was arrested during the year and sentenced to rigorous imprisonment for two years and a fine of Rs. 100. The Chilas and Hazara Border Police arrested 14 smugglers from Kohistan and 7 from Kagan side. In Chilas, the Assistant Political Agent arrested 12 smugglers from Kohistan.

Forest Engineering. - 2,044 miles of roads including a number of bridges and culverts were repaired at a cost of Rs. 48,239. One new bridge and 72 miles of new roads were constructed at a cost of over Rs. 9,700. The cost of repairs to the existing buildings under the control of the Forest Department was Rs. 21,476. New buildings were constructed at a cost of over Rs. 4,000. The cost of miscellaneous forest works, such as erection of and repairs to fences, maintenance of Rest-houses, etc., amounted to Rs. 18,877 against Rs. 16,815 of the previous year.

In the Jhelum Forest Division, an income of Rs. 25,619 resulted from boom fees as against Rs. 19,713 of the previous year.

Exploitation.—The following table shows the quantity of timber and firewood, in lakhs of cubic feet, extracted during the year, as compared with the previous year.—

Timber extracted.	Samvat 1992-93.	Samvat 1993-94.
(1) By Purchasers	153.41	173.81
(2) By the Department	2.68	.82
Total	156.09	174.63
Fire-wood extracted.	Samvat 1992-93.	Samvat 1993-94.
(1) By Purchasers	5.09	4.89
(2) By the Department	2.38	.11
Total	7.47	5.00

The decrease in the quantity of timber extracted departmentally is due to the fact that no buildings of importance were constructed. The decrease in the quantity of firewood extracted departmentally is due to the fact that firewood coupes were leased out on a lump-sum basis --an arrangement that has proved economical.

Minor Products.—KUTH.—The total quantity of Kuth received for sale during the year was 4,192 maunds (including 50 maunds from Poonch). The quantity sold was 3,255 maunds, out of which 3,000 maunds were sold to Messrs E. D. Sassoon & Co., Bombay, in accordance with their agreement. The net amount realized from the sale of Kuth was Rs. 4.79 lakhs against Rs. 4.84 lakhs of the previous year.

RESIN.—The quantity of resin collected during the year was 39,919 maunds, and the quantity in hand from the previous year was 17,381

(47)

maunds. Of this total of 57,300 maunds, 30,246 maunds were sold to the Jallo Factory. The total revenue realized was Rs. 1.19 lakhs.

ARTEMESIA.—Sir Daya Kishan Koul extracted 62 tons of Artemesia from Gurez and Astore and paid for it at the rate of £ 10 provisionally until the settlement of rates. The total receipts from the sale of minor forest products including Kuth extracted departmentally was Rs. 6.66 lakhs as compared with Rs. 6.39 lakhs of the previous year.

Concessions and Free Grants.—The following table shows the quantity and value of timber supplied at concession rates during the year as compared with the previous year:—

	Samvat 1992-93.	Samvat 1993-94.
(1) Quantity (in lakhs of cubic feet)	... 12.83	14.78
(2) Market value (in lakhs of rupees)	... 1.66	2.15
(3) Price realized (in rupees)	... 12,962	13,171

The following quantities of timber and firewood were removed during the year by local villagers as free grants:—

	Samvat 1992-93.	Samvat 1993-94.
(1) Quantity of timber (in lakhs of cubic feet)	... 6.09	4.19
(2) Value of timber (in lakhs of rupees)	... 0.65	60
(3) Quantity of firewood (in lakhs of cubic feet)	... 210	210
(4) Value (in lakhs of rupees)	... 3.61	3.61

Exports.—The total quantity of timber exported during the year from the State forests and the Poonch Jagir to British territory amounted to 66.29 lakhs of cubic feet as compared with 105.45 lakhs of cubic feet during the preceding year.

Commercial Development and Research.—The following half-wroughts were despatched to Ishapur Factory during the year under report:—fore-ends 16,598, butts 784 and front-hand guards—7,200. Arrangements were made to supply the indented quantity of walnut half-wroughts to the Ordnance Department of the Government of India. In addition to the walnut half-wroughts, 145 maunds of Pohu (Parrotia) billets were despatched to the Ishapur Factory. The total amount of revenue realized on account of walnut half-wroughts and other timbers amounted to Rs. 52,285.

Financial Results.—The following table shows the result of the working of the Forest Department during the year under report, compared with the previous year:—

	Samvat 1992-93.	Samvat 1993-94.
	Rs. in lakhs.	Rs. in lakhs.
(1) Receipts	... 42.74	49.10
(2) Expenditure	... 12.81	12.85
Surplus	... 29.93	36.25

The expenditure ratio in Samvat 1993-94 was 26.17 as against 29.97% in the previous year.

5.— GAME PRESERVATION AND FISHERIES.

Big Game.—The number of big game shot was 262. Some of the largest heads recorded were:—

- | | |
|----------------|--------------------------|
| (1) Markhor | ... 51" shot in Astore. |
| (2) Ibex | ... 50" ,, ,, Baltistan. |
| (3) Ovis Ammon | ... 45½" ,, ,, Ladakh. |
| (4) Barasing | ... 41" ,, ,, Kishtwar. |

Trout Stocks.—All trout streams remained well stocked. Some were further stocked with ova and yearlings. Desu stream which remained closed for rest during the previous year was opened to fishing from 1st June 1937.

Receipts.—The revenue from licenses issued for shooting big game and small game amounted to Rs. 16,848 against Rs. 15,534 of the previous year; that from fishing licenses, to Rs. 21,862 against Rs. 21,969 of the previous year, and that from the trout licenses, to Rs. 22,173 against Rs. 19,019 of the previous year. The total expenditure was Rs. 56,213 against the total receipts of Rs. 64,754, leaving a surplus of Rs. 8,541 as the net result of the year's working against the previous year's surplus of Rs. 8,963.

Offences.—During the year under report 96 cases of infringement of Game Laws and Fisheries Regulation were instituted and tried as against 38 cases in the previous year.

6.—CUSTOMS.

The more important events of the year under report concerning the Department were:—

- (1) Road-toll on motor cars and lorries with pneumatic tyres was reduced by 25 per cent.
- (2) The rate of octroi duty on saffron was reduced from one anna to 3 pice per tola.
- (3) Export duty was remitted on rice and Shali from Jammu and Kathua districts from 15th Assuj 1994 to continue up to the end of Chet 1994. Shali and rice exported from Kashmir Valley were exempted from export duty and road-toll.
- (4) Exemption from duty on goods upto Rs. 25 in value imported by Kashmiri labourers was sanctioned.
- (5) Three consignments of gold belonging to Tungans were detained; of these the first two were handed over to the Assistant Resident in Kashmir. Instructions for disposal of the third were awaited from the Government of India. The quantity of gold contained in these consignments was about 14,200 tolas.

(49)

Receipts.—The realizations of the Department as compared with the previous year were in approximate lakhs of rupees:—

	Samvat 1992-93.	Samvat 1993-94.
(1) Customs duty (Import)	54.75	51.00
(2) " " (Export)	3.21	3.00
(3) Octroi duty	2.89	3.07
(4) Road Toll	11.63	9.59
(5) Excise duty on liquors and drugs (including license fees)	2.97	2.94
(6) Profit under Excise	0.43	0.47
(7) Excise duty on matches	1.99	1.97
(8) Possession tax on cars	0.27	0.04
(9) License fee on arms	0.01	0.01
(10) Miscellaneous	0.17	0.13
(11) Excise duty on Laundry soap	0.02
Total	78.32	72.23

The decrease under (1) was due to decrease in import of "Sugar, refined" and "Cotton piece-goods, foreign" caused by larger imports of Indian varieties, which pay duty at lower rates. Other causes of the decrease are the Hindu and Muslim disturbances in Jammu and Kashmir respectively; and strike of lorry drivers at Rawalpindi. The decrease in (2) was due to poverty of fruit crop and remission of export duty on Shali and rice.

Decrease under (4) is due to the reduction (by 25 per cent.) of toll on motor vehicles having pneumatic tyres, remission of toll on Shali and rice exported from the Kashmir valley, and the strike at Rawalpindi.

Tariff.—The changes that appeared in the British Indian Tariff were introduced, as usual, in the General Schedule of the State Tariff.

Inland and Foreign Parcels.—The following statement shows the receipts from customs duty on Inland and Foreign Postal Parcels during the year under report, as compared with the previous year:—

	Samvat 1992-93.	Samvat 1993-94.
	Rs.	Rs.
Inland { Jammu	7,259	7,144
{ Kashmir	25,196	23,124
Foreign { Jammu	48,142	7,957
{ Kashmir	1,25,748	97,731

The enhanced rate of postage, the partial introduction of window delivery at the Srinagar Post Office, and the tendency among the people to use Indian-made articles of every day necessity, appear to be responsible for the general decrease.

Imports in Bond.—The following statement shows the receipts from goods imported in bond during the year under report, as compared with the previous year:—

	Samvat 1992-93.	Samvat 1993-94.
	Rs.	Rs.
(1) Dhalmahmud including Pattan Bhimber, etc.	1,23,222	74,980
(2) Kathua	7,304	6,346
(3) Udhampur	164
(4) Tawi including Satwari	13,95,413	12,10,149
(5) Srinagar	1,40,758	1,10,667
(6) Domel	11,21,042	9,00,443
Total	27,87,903	23,02,585

Decrease in these receipts is attributed largely to lesser imports of foreign sugar and foreign cotton piece-goods.

Exemption.—The remissions allowed on account of customs duty on goods imported into Poonch *via* Dhalmahmud-Sehra route were Rs. 80,576 against Rs. 1,03,687 of the previous year. The decrease appears to be due to unrest in Poonch. The following statement shows the duty value and exemptions allowed to privileged persons and distinguished visitors, Imperial Departments, and certain State-aided Industrial firms:—

	Kashmir. Rs.	Jammu. Rs.	Total. Rs.
Customs	43,761	83,014	1,26,775
Octroi	738	738
Road Toll	88,267	20,185	1,08,452
Export duty	25	140	165
Total	1,32,053	1,04,077	2,36,130

Refunds.—The refunds granted under various heads during the year were Rs. 6,035 in Kashmir and Rs. 13,682 in Jammu Province. The refunds on account of octroi duty on goods which passed in transit through Srinagar octroi limits amounted to Rs. 93,195. Refund of import duty at Kargil and Gurez Customs Posts on goods transported to Ladakh and Gilgit districts amounted to Rs. 50,180.

7.—EXCISE.

Cultivation of Poppy.—The area cultivated with poppy was 506 kanals and 7 marlas against 486 kanals and 3 marlas of the previous year. The area cropped was 500 kanals against 320, and the quantity of opium produced

(51)

was 8 maunds, 30 seers and 14½ chataks against 6 maunds, 5 seers and 6 chataks of the previous year. The cultivation of poppy has been restricted by the State. Licenses are issued for cultivation of only as much land as is sufficient to produce opium required for a year. The whole produce of the year was as usual purchased by the Department for Rs. 2,430.

Charas.—26 maunds and 13 seers of Charas including Bardana were purchased for Rs. 3,295 by the Department during the year.

Country Liquor.—The contract for supply of Country Liquor was held by the Murree Brewery Co. Ltd., Rawalpindi, at 14 annas per Imperial gallon of London Proof strength subject to the condition that delivery for Jammu was to be taken at the Jammu Excise warehouse.

Profits on Excisables.—The profits realized from sale of excisable articles were:—

	Sambat 1992-93.	Sambat 1993-94.
	Rs.	Rs.
Country Liquor. ...	1,706.	1,081
Opium ...	40,720.	45,637.
Charas ...	274	284.
Total ...	42,700.	47,002.

Profits under opium have risen mainly as the result of supply of 2 maunds to Poonch.

Excise Auctions.—The result of auction held for the sale of Excise Vend privileges for the year, as compared with the previous year, was:—

	Samvat 1992-93.	Samvat 1993-94.
	Rs.	Rs.
(1) Country Liquor ...	1,33,544	1,31,152.
(2) Foreign Liquor for consumption on premises ...	2,232.	1,140
(3) Charas ...	29,334	26,983.
(4) Opium ...	22,382	25,846
Total ...	1,87,492	1,85,121

Consumption.—The following statement shows the consumption of excisable articles:—

	SAMVAT 1992-93.		SAMVAT. 1993-94	
	Kashmir.	Jammu.	Kashmir.	Jammu.
(1) Country Liquor (L. P. gallons) ...	3,148	8,950	2,660	9,151.
(2) Charas ...	Md. s. c. 7-39-2	Md. s. c. 19-9-9	Md. s. c. 7-35-0	Md. s. c. 22-8-2
(3) Opium ...	4-28-5	16-4-4	4-13-3	17-6-6

Incidence.—The incidence of consumption of excisable articles and taxation per mille of population was :—

	SAMVAT 1992-93.				SAMVAT 1993-94.			
	Kashmir.		Jammu.		Average.		Kashmir.	Jammu.
(1) Country Liquor (L. P. gallons) ...	2·0	6·2	4·15	1·7	7·0	4·4		
(2) Drugs (tolas) ...	25·8	109·7	67·75	25·0	110·5	67·75		
(3) Taxation (in rupees)	54·6	169·9	112·25	56·6	172·0	114·3		

The usual Departmental arrangements for supply of liquor and opium in Astore (Bunji) continued. The license fee, duty and profits, all told, were Rs. 1,171.

Traffic in Opium and other Dangerous Drugs (A.—General).—No change has been introduced in the Excise Rules and Regulations during the year.

(B.—Particular Drugs) OPIUM.—The area under opium cultivation during the year was 53 acres against 40 acres of the previous year. The quantity of opium produced was 8 maunds and 31 seers against 6 maunds, 5 seers and 6 chataks of the previous year. The quantity of opium consumed in the State was 19 maunds and 21 seers against 19 maunds and 10 seers of the previous year, and the sale price of Excise opium per seer in the retail shops was Rs. 120 in Kashmir and Rs. 100 in Jammu, as in the previous year.

The smoking of Madak or any other preparation of opium in public or in private dens and keeping of such dens as well as the import, export, transport, manufacture, possession and sale of prepared opium is prohibited, provided that any person may manufacture for his own use, and not for sale, opium lawfully in his possession, not more than half a tola at one time of prepared opium and may possess or transport the same. But no person holding license under the Excise Regulation shall manufacture or possess prepared opium in any quantity on the premises covered by his license.

INDIAN HEMP.—Information regarding the quantity of each hemp drug, Bhang, Ganja and Charas produced, imported and consumed (in maunds and seers) is given below :—

Name of State.	Ganja.	Charas.	Bhang.
Jammu and Kashmir.	Mds. S. C. T 29 37 2 1	No account of Bhang is kept; hence figures of consumption are not available.

The following quantities of Morphia, Heroin, Medicinal Opium and Cocaine were imported, re-exported and consumed :—

	Imported.				Re-exported.	Consumed.			
	Lb.	Oz.	Dr.	Gr.		Lb.	Oz.	Dr.	Gr.
Morphia and its preparation ...	64	0	7	31	14	8	2	41
	{ 1,253 tabloids.					457 tabloids.			
Heroin ...	2	9	5	54		1	0	4	15

(53)

	Imported.				Re- exported.	Consumed.			
	Lb.	Oz.	Dr.	Gr.		Lb.	Oz.	Dr.	Gr.
Medicinal opium and its preparations ...	206	8	1	0	—90	14	4	11
	6 dozen pills and 2,382 tablets.					358 tablets.			
Cocaine ...	2	7	3	50	—0	0	5	0
	77 tablets and 38 tubes.								

The figures shown as 'Imported' include also the opening balance in hand on January 1938.

Permits for imports and licenses for use, possession and sale were issued for the requirements of Hospitals, Chemists and Medical practitioners only.

The following statement shows the total area of land under poppy cultivation, the total yield of opium and the stock of old opium in the State during 1937:—

Name of State.	Area of land under poppy cultivation in acres.	Ascertained yield of opium in maunds.	Stock of old opium at the close of 1937.																				
Jammu and Kashmir State ...	53 acres.	8 Mds. 31 Srs.	<table border="1"> <thead> <tr> <th>Lb.</th> <th>Oz.</th> <th>Dr.</th> <th>Gr.</th> </tr> </thead> <tbody> <tr> <td>17</td> <td>29</td> <td>9</td> <td>4½</td> </tr> <tr> <td colspan="4">(Manufactured opium)</td> </tr> <tr> <td>0</td> <td>4</td> <td>10</td> <td>5</td> </tr> <tr> <td colspan="4">(Raw opium)</td> </tr> </tbody> </table>	Lb.	Oz.	Dr.	Gr.	17	29	9	4½	(Manufactured opium)				0	4	10	5	(Raw opium)			
Lb.	Oz.	Dr.	Gr.																				
17	29	9	4½																				
(Manufactured opium)																							
0	4	10	5																				
(Raw opium)																							

The following statement shows the total consumption of opium (in seers) as well as that per 10,000 of population, revenue derived from opium and its percentage to the total gross revenue in the Jammu and Kashmir State during the year under report:—

Name of State.	Consumption of opium in 1937 (in seers).	Population according to census of 1931.	Consumption per 10,000 of population in 1937 (in seers).	Revenue derived from opium in 1937 (in rupees).	Percentage of opium to the total gross revenue under excise in 1937.
Jammu and Kashmir State.	781 Seers.	32,47,934 souls.	24	72,484	21.3%

The following statement shows the number of shops for the retail vend of opium and the limit of private possession of opium during the year 1937:—

Name of State.	No. of shops for the retail sale of opium.	Retail sale price per seer of opium.	Limit of private possession of opium.
Jammu & Kashmir State. ...	53	Jammu Rs. 100 and Kashmir Rs. 120 per seer.	Three tolas.

The following statement shows the total number of prosecutions and convictions (with an indication as to the nature of the offence leading to conviction) or offence relating to opium, hemp drugs and cocaine (there being none in respect of other dangerous drugs), quantities of each drug seized and penalties imposed in the Jammu and Kashmir State during the year 1937 :—

Name of State.	Total number of prosecutions.			Total number of convictions.			Nature of offence leading to conviction	Penalties imposed.	Quantity of drugs seized.					
	Opium.	Hemp drugs.	Cocaine.	Opium.	Hemp drugs.	Cocaine.			Opium.		Hemp drugs.		Cocaine.	
									Sr.	Ch.	T.	Sr.	Ch.	T.
Jammu and Kashmir.	6	7	..	2	6	..	Illegal possession of Charas and opium.	The accused were punished with imprisonment and fine.	9	1	4½	11	3	3

8.—PRINTING.

Ranbir Government Press, Jammu.—The daily average attendance of the establishment during the year was 155 against 155.4 of the previous year. The working days were 275 against 283 of the previous year.

The composition work done during the year as compared with the previous year was:—

Composition.	Samvat 1992-93.	Samvat 1993-94.
(1) Hand	... 1,90,77,000 Ens	1,48,81,000 Ens
(2) Mono	... 45,56,000 „	27,61,000 „
(3) Lino	... 6,95,000 „	57,31,000 „
(4) Alteration of standing order	... 1,062 pages	1,156 pages
(5) Correction	... 11,991 „	12,537 „
(6) Made-up	... 5,168 „	6,587 „

The printing work consisted of 7.6 million impressions against about 8 million impressions of the previous year. In the litho branch, 5,864 pages were written against 5,070 of the previous year, and the number of impressions was over 3 million against over 4 million of the previous year. 1,22,468 Books and Registers were bound in the Binding Section against, about 1,20,000 of the previous year.

(55)

9.—STATIONERY.

Stationery articles worth 1,33,064 were purchased during the year against Rs. 1,00,626 of the previous year, and stationery worth Rs. 1,35,233 was issued to Government offices against Rs. 1,20,175 of the previous year. The stock balance at the close of the financial year was Rs. 47,410 against Rs. 50,815 of the previous year. The number of indents passed and packages sent was 1,119 and 866 respectively, against 825 and 895 of the previous year.

10.—CIVIL SUPPLIES.

During the year 119 touring officers were supplied with tent equipage and camp furniture along with Farashes from the Central Stores at Jammu and Srinagar.

11.—SERICULTURE.

A. Jammu.

Rearing.—Owing to unfavourable weather at the 4th Moul, Flacherie broke out in epidemic form and caused serious loss to the crop throughout the warm Illaqs of the Province. The houses affected by the disease had to be disinfected before operations for the current year could be started.

The rearings during the year under report yielded an average of 43 seers and 7 chataks per ounce of seed, against 41 seers and 9 chataks of the previous year. Ramban Tehsil with an average of 49 seers 7 chataks topped the list of rearing Illaqs, Hiranagar with 27 seers 5 chataks was at the bottom.

The quantity of seed distributed to 6,933 rearers in 718 villages was 6,473 oz; that of cocoons received was about 7,032 maunds for which Rs. 93,524 were paid (including carriage and Lambardari charges).

The price paid per green maund of cocoons, inclusive of carriage, was Rs. 12/8/- in the previous year, but was retrospectively raised to Rs. 14/6/- for the year under report. The question of allowing some increase has been engaging the attention of the Government. An experiment proposed to be made with rearing of Multivoltine races of silk worm to utilize mulberry leaf after the rainy season had to be postponed till the current year as the seed imported had hatched in transit.

Reeling.—The factory worked for 282 days against 283 of the previous year. The number of basins worked was 28,186 and the average daily attendance of labour was 201 9 against 29,138 and 173 respectively of the previous year. The quantity of cocoons issued for reeling was about 6,639 maunds (green weight). The out-turn was 37,189 lbs. superior silk and 1,549 lbs. inferior silk giving an average of 5 lbs. 13 oz. of superior and 6 lbs 6¼ oz. of inferior silk per green maund of cocoons.

Market.—The market was more or less satisfactory throughout the major part of the year. The Indian market shared the strength of silk markets abroad and was greatly assisted by the Tariff protection afforded by the Government of India to this industry. The entire output of the factory was consumed in Indian markets. The highest quality (produced in a small quantity) fetched Rs. 7 per lb.

B. Kashmir.

Rearing.—The total quantity of seed reared during the year under report was 38,645 oz., of which more than half was local. Only 600 oz. were incubated departmentally. Rearing houses in the villages which bring their crop green had been disinfected; this helped in obtaining the healthiest cocoons for seed production purposes. The average yield was 30 seers 15 chataks per oz. showing an increase of 3 seers 12 chataks per oz. as compared with the previous year. The total crop was 29,947 maunds against 25,981 maunds of the previous year, and for this the Department paid Rs. 3.74 lakhs to 44,910 rearers in 1,971 villages.

The seed house worked for 286 days against 291 in the previous year. The total quantity of seed produced was 17,297 oz. As a step towards improving the quality of local seed, a scheme was projected for the construction of special rearing huts at Harwan. The construction has been taken in hand. Cocoons obtained from rearing conducted at these huts will be used exclusively for reproduction purposes.

Reeling.—All sections of the factory worked on the average for 200 days against 231 days in the previous year. The average daily attendance of labour was 1,607 against 1,729 of the previous year. The labour of the factory started an agitation towards the end of the year for the restoration of the 20 per cent. cut which was imposed in 1934 under stress of economic conditions. The Government gave an assurance that in case the balance sheet showed any profits a part of the profits would be ear-marked for restoration of the cut. The cut has since been restored as the balance sheet disclosed a profit.

The number of working basins was 1,37,234, the quantity of cocoons issued for reeling was 25,229 maunds (green weight); the total yield of superior silk was 1,60,211 lbs.; the average yield was 6 lbs. 10 oz. of superior silk and 5 lbs. 12 oz. of inferior silk per green maund of cocoons.

Sales.—Efforts were made with some measure of success to establish direct contact with actual consumers. The sales in India amounted to Rs. 10.72 lakhs and local sales to Rs. 1.58 lakhs.

12.—MULBERRY CULTURE.

Jammu.—The number of trees planted by the zamindars during the year under report was 9,864 through the Sericulture Department and 2,282 through the Forest and Revenue Departments, against 11,014 and 1,378 respectively of the previous year.

Kashmir.—In Kashmir happily the zamindars have begun to realize the importance of mulberry leaf, and are cooperating with the Department in laying out plantations according to instructions. The number of trees planted during the year was 75,685 all over the valley. These were raised in the nurseries of the Department. The question of granting compensation to zamindars for leaf obtained from trees standing in their holdings has been left over for the present owing to complications involved in its practical working.

CHAPTER VI.—PROTECTION.

1.—LEGISLATION.

During the year under report, 11 Regulations were placed on the Statute Book. The most important among these were the Possession Tax Repeal Regulation No. II of 1994 and Identification of Prisoners Regulation No. IV of 1994. Twenty-five bills were drafted during the year. The more important statutory rules drafted during the year were (1) Rules under State Aid to Industries Regulation, (2) Mechanical Lighters Duty Order, (3) Match Excise Duty Order, (4) Land Acquisition Regulation Rules, (5) Rules under Jammu and Kashmir Aid to Agricultural Land Improvement Loans Regulation and (6) Police Punishment Rules.

A list of Regulations and Notifications which amended, repealed and revised the existing laws and rules is annexed to this Report.

A statement showing laws in force in the State is also added to the Report.

2.—JUSTICE.

The most important events of the year pertaining to the Judicial Department were :—

- (1) In Maghar Samvat 1993, on the appointment of the late Sir Barjor Dalal as Special Minister, Sir Lal Gopal Mukarjee and Justice Khan Bahadur Abdul Qayum were appointed as Judicial Minister and Chief Justice respectively. Pt. Kishen Lal Kichlu was appointed Judge of the High Court in place of Khan Bahadur Abdul Qayum, and on the retirement of Mr. Justice B. R. Sawhney, Mr. Janki Nath Wazir was appointed as Pusine Judge of the High Court.
- (2) A Commission consisting of Justice K. L. Kichloo and She AbdulRashid was appointed by the Government to enquire into the necessity and justification or otherwise of opening fire on the rioters at Srinagar. The report submitted by the Commission was accepted by the Government, which also recorded appreciation of the work done by Judicial officers detailed on duty during the disturbance.
- (3) Magistrates posted in Jammu Province were invested with enhanced Criminal Powers to deal with the Hindu agitation that broke out in Jammu during the summer.

Criminal Justice.

Courts.—The number of courts exercising criminal powers during the year under report was 139 as against 135 of the previous year.

Offences reported.—The total number of offences reported during the year, including the closing balance of the previous year, was 18,771 involving 39,029 persons as against 22,399 cases involving 39,280 persons of the previous year. Out of these, cases involving 29,945 persons were disposed of. The following table gives details of the bulk of the offences as compared with the previous year :—

	Samvat 1992-93.	Samvat 1993-94.
(1) Offences relating to the human body	2,889	3,106

		Samvat 1992-93.	Samvat 1993-94
(2) Illicit Traffic in women	...	51	34
(3) Abduction	...	136	43
(4) Offences affecting property	...	2,666	3,026
(5) Offences against special and local laws	...	17,497	16,715
(6) Offences relating to Infant Marriage Regulation	...	35	37

The decrease in the number of cases of abduction is due to the stringent measures adopted by the Government for checking the evil.

During the year under report 291 persons were required to furnish security bonds for keeping peace and good behaviour, as against 165 persons of the previous year.

The High Court sentenced 10 persons to death and 9 persons to life imprisonment: all these sentences were confirmed by His Highness the Maharaja Bahadur.

Appellate Courts.—The number of appellate courts under the control of the High Court was 17 as in the previous year. The total number of appeals pending in all the criminal courts, inclusive of the High Court, was 1,572 as against 1,845 of the previous year, and the number of persons involved was 2,334. Out of these appeals 1,419 were disposed of, leaving a balance of 153 appeals involving 217 persons at the close of the year.

High Court.—The total number of appeals pending decision at the High Court was 478 involving 816 persons, of which 430 appeals involving 734 persons were disposed of during the year. The number of petitions for revision was 148, of which 131 were disposed of. Out of 313 revision petitions pending for decision in other courts, 267 were disposed of.

Civil Justice (Exclusive of Agriculturists' Relief Regulation).

Courts.—The total number of courts exercising civil jurisdiction subordinate to the High Court was 57 as in the previous year.

Suits.—The number of suits instituted was 10,471 against 10,711 of the previous year. Out of these 8,704 related to money transactions. In 90 per cent. cases the value was below Rs. 500. The total value was Rs. 16.82 lakhs. The total number of civil suits pending disposal was 13,732 as against 13,505 of the previous year. Out of this total 10,278 cases were disposed of.

Execution of Decrees.—The total number of applications for execution of decrees for disposal was 19,816 as against 19,437 of the previous year. Of these 12,230 were disposed of against the previous year's 13,167. The total amount realized was Rs. 7.86 lakhs against Rs. 11.36 lakhs of the previous year. The decrease is attributed to (1) general depression in the value of property and (2) widespread poverty among the classes to which the judgment-debtors generally belonged.

Appellate Courts.—The number of appellate courts subordinate to the High Court was 15 as against 14 of the previous year. The total number of appeals for disposal including the closing balance of the previous

(59)

year was 1,234 as against 1,214 of the previous year. Out of this number 706 appeals were disposed of, as against 743 of the previous year.

The total number of appeals for disposal in the High Court was 511 against 542 of the previous year. Of these 254 appeals, as against 277 of the previous year, were disposed of. The total number of revision applications in the High Court was 190 as against 207 of the previous year. Out of these 148 were disposed of, against 167 of the previous year.

Revenue Case Work.—Including the balance from the previous year, there were 60 appeals, revisions, and reviews for decision before the High Court. Of these 53 applications were disposed of.

Processes Served.—The total number of processes served was 2,11,423 as against 3,22,077 of the previous year. The amount realized as process fee was Rs. 30,651 as against Rs. 34,802 of the previous year.

Legal Practitioners.—The total number of legal practitioners including advocates was 215 as against 206 of the previous year. The number enrolled during the year was 15.

• 1

Civil Justice (under the Agriculturists' Relief Regulation).

Suits.—The number of courts exercising powers under the Agriculturists' Relief Regulation was 31 against 32 of the previous year. The total number of suits for disposal was 8,832 as against 8,303 of the previous year. Out of this number 6,422 were disposed of, as against 6,390 of the previous year. The bulk of these suits related to money transactions of less than Rs. 500.

Execution of Decrees.—The total number of applications for disposal including the previous year's balance was 10,305 as against 10,010 of the previous year. Out of this number 7,143 were disposed of against 7,051 of the previous year. The total amount realized was Rs. 2.69 lakhs against Rs. 2.67 lakhs of the previous year.

The High Court issued directions from time to time to subordinate courts enjoining upon them to pay personal attention to execution of decrees.

Appellate Courts.—The number of appellate courts during the year was 13 as against 12 of the previous year. The number of appeals for disposal was 79 as against 101 of the previous year. Out of this 61 appeals were disposed of.

There were 248 revision applications presented to the High Court as against 296 in the previous year. Of these 154 were disposed of.

Registration.

The total number of deeds registered during the year was 9,483 against 9,145 of the previous year. Only 10 documents remained unregistered at the end of the year. The amount of fees realized under the head was Rs. 87,445 against Rs. 85,860 of the previous year. The expenditure incurred on registration was Rs. 4,918 as against Rs. 4,785 of the previous year.

3.—EXTRADITION.

The work under this head was carried on by the District Magistrates as usual. The total number of persons surrendered to the British Government by His Highness' Government was 19 as against 29 of the previous year. The British Government surrendered 33 persons to His Highness'

Government against 63 of the previous year. One person was extradited to the Poonch Jagir by His Highness' Government.

4.—JAILS.

Prisoners.—The following statement shows the number of prisoners detained in the Jails during the year under report as compared with the previous year :—

Jails.	Number remaining from previous year.	Admitted during the year.	Total.	Daily average.	Total of previous year.
(1) Srinagar	541	1,093	1,634	472	1,822
(2) Jammu	496	1,318	1,814	435	1,498
(3) Sub-Jails, Kashmir	8	246	254	303
(4) Sub-Jails, Jammu	63	859	922	1,125
(5) Ladakh Jail	2	2	4	20
(6) Skardu Jail	2	27	29	20
Total	1,112	3,545	4,657

Of the prisoners admitted during the year 2,063 were convicted, 1,235 were under-trial, 200 were civil prisoners and 18 were lunatics. Of the under-trials 437 were convicted, 365 acquitted, 55 transferred, 119 committed to Sessions, 219 released on bail and 11 released on bond.

Lunatics.—The following statement shows the number of lunatics admitted during the year under report and how they were disposed of :—

	Jammu.	Kashmir.	Total.
(1) Remaining from previous year	11	24	35
(2) Admitted during the year	16	20	36
Total	27	44	71
(3) Discharged	14	21	35
(4) Died	2	2	4
(5) Remaining at the close of the year	11	21	32
Total	27	44	71

Juveniles.—The number of juveniles was 110 in Jammu Central Jail and 32 in Srinagar Central Jail. The number in Jammu showed increase because of the agitation prisoners.

(61)

Previous Occupation of Prisoners.—Of 2,135 prisoners in the various jails 1,502 were cultivators, 71 workmen, 119 shop-keepers, 37 State servants, 33 private servants, 35 beggars, 21 mendicants, 3 weavers, and 314 others. Of these again 237 were literate and the rest illiterate.

Remissions.—In the Central Jail, Jammu, 140 prisoners were released under the remission system, 69 earned extra remission. Besides this, a number of prisoners were released by the Government under Section 401 of Civil Procedure Code with a view to remove acute congestion. In the Srinagar Jail 403 were released under the remission system and 149 were released by the Government under Section 401, Civil Procedure Code.

Expenditure.—The expenditure on the maintenance and upkeep of jails during the year under report amounted to Rs. 1·78 lakhs against 1·84 lakhs of the previous year. The average cost of diet, clothing and maintenance per prisoner was about Rs. 140 in the Central Jails, and about Rs. 300 in Muzaffarabad.

Employment of Prisoners—The average number of prisoners available for labour in the manufactory and Press (excluding the sick, infirm, prison servants, etc.) was 136 daily at Jammu and 110 daily at Srinagar. There was an earning of Rs. 12,466 and Rs. 23,336 from the manufactory and the Jail Press respectively at Jammu, and an earning of Rs. 9,442 and Rs. 53,321 respectively at Srinagar.

Health of Prisoners.—The number of prisoners admitted into the jail hospitals was 469. Except for an outbreak of typhoid in Srinagar Jail, the health of prisoners in both jails remained satisfactory. In Jammu 14 new cases of Tuberculosis were treated indoor, of whom 5 died in jail and the rest were released under special orders. There were 6 deaths from other diseases. In Srinagar 14 died of Typhoid fever, 5 of Infectious diseases, and 4 of other diseases.

5.—POLICE

Strength.—An important event pertaining to the strength of the force during the year under report was the sanctioning of the Srinagar City scheme. This measure involved an increase of 7 posts of Assistant Sub-Inspectors. The total sanctioned strength of the force as it stood at the end of the year was as follows:—

(1) Inspector General of Police	1
(2) Senior Superintendents	4
(3) Superintendents of Police	6
(4) Assistant „ „	6
(5) Inspectors	18
(6) Sub-Inspectors	92
(7) Assistant Sub-Inspectors	28
(8) Head Constables	392
(9) Selection Grade Constables	93
(10) Constables	2,479

Total ... 3,119

Punitive Police.—A section of Hindus in Jammu felt dissatisfied with the High Court judgment in a case of cow-slaughter and started an agitation in Jammu. To cope with this agitation, an additional strength (on Punitive basis) of one Inspector, 6 Sub-Inspectors and 150 Constables was enlisted in Bhadon 1994.

Training.—Training of men and recruits continued to be carried out at the Provincial Police Lines. One probationary Assistant Superintendent of Police continued to receive training at the Phillaur Police Training School. Two Assistant Sub-Inspectors and 9 Head Constables received training in finger print system at the school. Five probationary Assistant Sub-Inspectors returned from there, after the expiry of their training course.

Literacy.—At the end of the year, there were 523 literate constables in Kashmir Province and 400 in Jammu. The total of 923 shows an increase of 56 over the figure of the previous year.

Discipline.—Discipline continued to show steady improvement. The comparatively small number of punishments inflicted during the year (30 dismissals and 4 judicial punishments) points to this conclusion.

Traffic Control (Registration etc.)—During the year 115 motor vehicles were newly registered in the State, as compared with 120 of the previous year. Of these 69 were motor lorries, 44 motor cars, and 2 motor bicycles. As many as 193 fresh driving licences were issued during the year 1993 and 1,226 were renewed, making a total of 1,419 in force; 693 motor vehicles were granted road certificates to ply for hire, against 657 in the previous year.

The receipts from all sources amounted to Rs. 23,119 against Rs. 23,445 of the previous year.

Offences.—A total of 2,370 cases of motoring offences were challaned, of which 1,735 ended in conviction, 37 were discharged and 581 were pending at the close of the year.

Accidents.—There were 132 accidents, a majority of which occurred on the B. C. and J. V. roads; 22 accidents were fatal and caused 25 deaths, and 110 persons were injured.

Prevention of Cruelty to Animals.—The number of prosecutions launched under the Prevention of Cruelty to Animals Regulation were 671; 548 ended in conviction, and 86 cases were pending at the close of the year.

Fire Brigade.—The Srinagar Fire Brigade attended 96 calls against 91 of the previous year.

The total damage was estimated at Rs. 2.08 lakhs. Twenty-nine new hydrants were fitted during the year by the Municipality. The fire float which has now been completed is expected to be of considerable help in supplying water.

Crimes Reported to the Police.—The number of cases of all kinds dealt with by the Police during the year under report was 5,882 against 3,895 of the previous year. Eliminating class VI (petty crimes), the total was 2,482 against 2,601 of the previous year. The increase in the total crime figures is due chiefly to cases challaned during the anti-Government agitation in Jammu and to better registration in Kashmir.

In order to co-ordinate the work of Police stations in dealing with various forms of crime, the Central Criminal Investigation Agency is now used for collecting and disseminating information from and to Police stations.

The following table gives the nature and number of important cases

(63.)

of crimes reported and their disposal:—

Crime.		Pending from previous year.	Reported during the year.	Total.	Pending at close.
(1) Murder	Jammu ...	20	31	51	27
	Kashmir ...	5	16	21	6
(2) Culpable Homicide ...	Jammu ...	7	15	22	10
	Kashmir ...	7	17	24	12
(3) Dacoity	Jammu ...	12	12	24	9
	Kashmir ...	6	7	13	4
(4) Robbery	Jammu ...	10	19	29	11
	Kashmir ...	1	7	8	3
(5) Burglary	Jammu ...	308	528	836	276
	Kashmir ...	91	282	373	53
(6) Theft	Jammu ...	99	205	304	98
	Kashmir ...	57	188	245	33
(7) Kidnapping and abduction	Jammu ...	55	64	119	54
	Kashmir ...	13	10	23	9
(8) Cattle-lifting	Jammu ...	23	76	99	37
	Kashmir ...	23	49	72	30

The following table gives the percentages of (a) cases convicted to true cases, (b) cases convicted to cases tried, and (c) property recovered to property stolen:—

	Samvat 1992-93.	Samvat 1993-94.
(a) Jammu	28.1	25.9
Kashmir	33.7	26.49
(b) Jammu	52.66	45.6
Kashmir	50.8	41.37
(c) Jammu	37.7	23.76
Kashmir	31.08	38.81

The value of property stolen was about Rs. 73,000 in Jammu and Rs. 83,000 in Kashmir against Rs. 69,000 and Rs. 68,000 respectively of the previous year; the value of property recovered was about Rs. 17,000 in Jammu and Rs. 32,000 in Kashmir against Rs. 26,000 and Rs. 21,000 respectively of the previous year.

Finger-print System.—The total number of finger-print slips sent for search during the year was 658, of which 121 were traced. The corresponding figures for the previous year were 551 and 98 respectively. The number of slips prepared for record was 451 against 363 of the previous year.

Proclaimed Offenders.—During the year under report 32 proclaimed offenders and 43 absconders were arrested. The number still at large was 175.

General.—The year under report was marked by periods of agitation and unrest which engaged the attention of the Police somewhat to the detriment of their normal duties. Nevertheless, improvement in smartness and efficiency was maintained. The Senior Superintendents of Police of both provinces paid particular attention to the behaviour of the Police towards the public and a definite improvement was noticeable.

6.--THE ARMY.

Composition.—The different units maintained in the Jammu and Kashmir Army are:—

Name of Unit.	Class composition.
Body Guard Cavalry Regiment (5 Squadrons) ...	Rajput Dogras.
1st Jammu and Kashmir Mountain Battery ...	Each Battery composed of one section Hindu Dogras and one section Mohammedan Dogras.
2nd Jammu and Kashmir Mountain Battery ...	
1st Jammu and Kashmir Infantry ...	Hindu Dogras.
2nd Jammu and Kashmir Rifles ...	{ $\frac{1}{2}$ Mohammedan Dogras. $\frac{1}{2}$ Gurkhas.
3rd Jammu and Kashmir Rifles ...	{ $\frac{1}{2}$ Hindu Dogras. $\frac{1}{2}$ Gurkhas.
4th Jammu and Kashmir Infantry ...	{ $\frac{1}{2}$ Hindu Dogras. $\frac{1}{2}$ Mohammedan Dogras.
5th Jammu and Kashmir Light Infantry ...	Hindu Dogras.
6th Jammu and Kashmir Infantry ...	{ $\frac{1}{2}$ Hindu Dogras. $\frac{1}{2}$ Mohammedan Dogras.
7th Jammu and Kashmir Infantry ...	{ $\frac{1}{2}$ Kangra Rajputs. $\frac{1}{2}$ Jat Sikhs.
Training Battalion ...	Mixed.

In addition to the above, the State maintains the following B Class Troops:—

(a) Jammu and Kashmir Military Transport Corps (combined with 1 section of Kashmir Mechanical Transport).	{ $\frac{1}{2}$ Hindu Dogras. $\frac{1}{2}$ Mohammedan Dogras.
---	---

(65)

- (b) Jammu and Kashmir Forts ... Mixed.
 (c) Jammu and Kashmir State Band .. Mixed.

Strength.—The actual strength of the State Forces and their location at the end of the year under report are shown in the following table:—

	Combatants.	Non-combatants.	Total.
JAMMU AREA.			
1st Line Troops ...	4,855	657	5,512
Auxiliary Service ...	298	249	547
KASHMIR AREA.			
1st Line Troops ...	2,062	148	2,210
Auxiliary Service ...	110	144	254
BUNJI AREA.			
1st Line Troops ...	132	8	140
Auxiliary Service ...	2	2	4
Ladakh ...	46	3	49
Skardu ...	50	3	53
Total ...	7,555	1,214	8,769

Training. - The following courses of instruction were held in the Jammu and Kashmir Army Training School at Jammu Cantonment and Badami Bag Cantonment, Srinagar:—

	No. of candidates.	No. who qualified.
JAMMU CANTONMENT.		
General Combined Course ...	34	32
Signalling Course ...	23	23
Recruit Instructors Course ...	38	37
Physical Training Course ...	68	50
BADAMI BAG CANTONMENT.		
Refresher Physical Training Course ...	5	5
Refresher N. C. Course ...	4	4
Animal Management Course ...	12	12

		No. of candidates.	No. who qualified.
General Combined Course	...	32	14
Recruit Instructor Course	...	32	32
Srignalling Course	...	23	23
Physical Training Course	...	63	61
Educational Course 1937	...	10	10

In addition to the above, the following courses were held under Unit arrangements:—

		No. of candidates.	No. who qualified.
Physical Course	...	31	31
General Combined Course	...	20	20

The Jammu and Kashmir State forces had a fair representation at the Indian Army Schools of Instruction, which were attended by 16 State Officers, 7 Indian Officers and 71 non-commissioned officers.

All Units carried out their individual and collective training. The Jammu and Kashmir Training Battalion supplied 331 trained recruits to active Battalions against 318 of the previous year.

Ten Probationary Officers were admitted to the Jammu and Kashmir Army Training School for training.

Movement of Troops. Detachments of 3rd Jammu and Kashmir Rifles at Leh and Skardu and the company at Bunji were relieved by detachments from 4th Jammu and Kashmir Infantry during the year. Two companies of the 5th Jammu and Kashmir Light Infantry were detailed from Srinagar for a short period in aid of the civil power at Poonch. The Chief of the Military Staff also proceeded there to watch the situation, under orders of the Government. These troops were withdrawn on the restoration of normal conditions in the Illaqa.

The Body Guard Cavalry (Less one Squadron), the 2nd Jammu and Kashmir Mountain Battery, a portion of the Jammu and Kashmir Military Transport Corps, the State Band and the Jammu and Kashmir Army Training School moved to Srinagar as usual, and returned to Jammu on the move of the offices.

Clothing and Ordnance Stores.—Clothing and Ordnance Stores worth Rs. 5,28,058 were issued to the 1st Line Troops. The sale proceeds of serviceable and unserviceable articles of Military Stores amounted to Rs. 4,717.

Health —The administrative charge of the Military Medical Department was held by the Director of Medical Services of the State. The health of the troops was on the whole satisfactory. But in spite of a vigorous anti-malaria campaign in Jammu Cantonment, there were 830 cases of fresh malarial infections, an increase of 208 over the previous year's figure. The increase is attributable entirely to the appearance of the disease in epidemic form in the Manoeuvre area, where the troops having come after a long term of duty in Kashmir, were especially susceptible to infection.

THE number of deaths from all causes in the Jammu Military Hospital and

(67)

the Badami Bag Military Hospital was 9 against 17 of the previous year.

The health of the animals was good throughout the year. There were 14 deaths due to different causes among the total number of 1,302 animals of the Army Department.

During the year, 1.9 lakhs of maunds of forage valuing Rs. 1,47,963 were issued free to the animals of the Military Department, and 2.1 lakhs of maunds valuing Rs. 1.5 lakhs were obtained from the Rakhs.

Military Works.—The total expenditure on Military works during the year under report was:—

	Kashmir Province.	Jammu Province.	Total.
	Rs.	Rs.	Rs.
Original works ...	1,66,923	1,29,662	2,96,585
Repairs ...	14,786	11,903	26,689

General.—Among other features of the working of the Military Department during the year were:—

- (1) Purchase of two sets of bivouacs for Units in Camp.
- (2) Revision of rules for the issue of supplies from the Military Farms Department.
- (3) Revision of scales and standard of rations for the Military Department animals.

CHAPTER VII.—PUBLIC UTILITY.

1.—P. W. D.

The following is a brief enumeration of the more important works carried out by the P. W. D. during the year under report :—

1. **Buildings etc.**—(1) Improvement and additions and alterations to the Rajgarh Palaces at Srinagar were carried out to make the building suitable for Darbar and other State functions. In addition to an amount of about Rs. 31,000 available from the allotment of Rs. 1,00,000 of the previous year, an amount of about Rs. 17,000 was spent out of His Highness' Building Reserve grant.

(2) Various further improvements to make the Rajgarh Palaces fit for accommodation of Government offices were also carried out at a cost of over Rs.45,000.

(3) The Government allotted an amount of Rs. 1,24,000 out of the Silver Jubilee Fund of His late Majesty King George V for construction of advanced hospitals for T. B. patients. Out of this two Hospitals at Jammu and Srinagar were constructed at an estimated cost of Rs. 20,000 each, and the remaining amount was spent on patients' wards and blocks, compounders' quarters, and several other buildings at the Tangamarg Sanatorium.

(4) Other important works were:—

(1) Construction of court buildings at Jalalabad (Muzaffarabad) at a cost of Rs. 56,000; (2) Construction of court buildings for Sub-Judge at Kotli (Rs. 17,000); (3) Additions or alterations to Ajaibghar building, Jammu, for converting part of it into the Praja Sabha Hall and office (Rs. 12,000); (4) Additions and alterations to Shooting Lodge, Drapahama (Rs. 47,000); (5) Construction of the Police Station, Maharaj-Ganj, Srinagar (Rs. 30,000).

2. **Roads.**—(1) The Banihal Road was maintained efficiently. Many improvements such as cutting of corners, strengthening of bridges and culverts, rebuilding of retaining and breast walls were effected. Material for construction of a permanent bridge at mile 87, which was damaged by heavy slips, was collected at the spot.

The road is becoming very popular. Over 12,000 vehicles passed over it from Jammu to Srinagar and *vice versa* during the year under report. The road-toll collected was about Rs. 2,41,000 against Rs. 3,08,000 of the previous year. The fall was due to reduction in rates of road-toll and certain remissions. A sum of Rs. 3,00,000 for tarring 39 miles between Jammu and Udhampur along with other roads, namely Srinagar-Baramulla and Anantnag-Lower Munda roads, has been sanctioned in the Budget.

The expenditure on the maintenance of 171 miles of this road (from Jammu to Khanabal) amounted to Rs. 1,94,000 or Rs. 1,135 per mile against Rs. 2,00,000 or Rs. 1,169 per mile of the previous year.

(2) The Jhelum Valley Road was maintained in a fairly good condition with hardly any interruptions of a serious nature. 48 miles of this road were retalled and other improvements were carried out. The expenditure on 98 miles from Kohala to Baramulla and 25 miles from Baramulla to Narabal was Rs. 1,69,500 or Rs. 1,378 per mile. Over 30,000 vehicles passed over it during the year under report. The road-toll collected at Domel amounted to Rs. 7,18,000.

(69)

(3) Other important road works were:—

- (1) Metalling of the Sopore-Handwara *katcha* road at a cost of Rs. 6,700; (2) Widening etc. of the Kulgam-Shopayan road which has been transferred to the P. W. D. from the Revenue Department (Rs. 4,000); (3) Improvement to Kishtwar-Paddar road which leads also to the Sapphire mines of Paddar (Rs. 6,000); (4) Part construction of a fair weather motor road from Batote to Bhadarwah (Rs. 35,000); (5) Construction of part of Mirpur-Bhimber road *via* Chhappar (Rs. 17,000); (6) Metalling of Jammu-Samba road (Rs. 12,000); (7) Construction of part of fair weather motor road from Akhnoor to Sadhoti to provide through communication between Jammu and Naoshera and thence to Mirpur and Poonch (Rs. 1,32,000); (8) Part construction of Kathua-Basohli fair weather motor road (Rs. 24,000); (9) Construction of fair weather road from Naoshera to Dharmal Jhangar (Rs. 48,000).

3. Bridges.—The more important works in this connection were:—

- (1) Reconstruction of Habakadal and Zainakadal bridges in Srinagar to replace the old ones which were not fit for wheeled traffic (Rs. 1,05,000). (2) Construction of Rambhara bridge over one of the larger tributaries of the Jhelum; the work was commenced. (3) Part construction of the bridge over Ans Nallah in Reasi Tahsil; the work was in progress. (4) Construction of suspension bridge at Satti on Leh Treaty road, which had been washed away by floods caused by the bursting of Shyok Dam in 1926 (Rs. 20,000). (5) Construction of a suspension bridge over the river Tawi at Rajouri; the work was in progress. (6) Construction of a suspension bridge over the Indus near Thowar in Ladakh (in progress).

4. Canals.—The only canal under construction during the year was the Nandi Kuhl meant to irrigate a large tract of cultivable land in Kulgam Tehsil. Work to the extent of the allotment of Rs. 20,000 was carried out during the year.

5. Miscellaneous Works.—(1) A Hangar at Damodar Karewa for which an amount of Rs. 74,000 was allotted in 1992-93 was completed during the year under report.

(2) A temporary Hangar was constructed at Satwari pending selection of site for a permanent one, for which Rs. 63,000 was allotted in 1992-93.

6. Water-supply.—(1) At Srinagar a sum of Rs. 20,000 was utilized in extension of pipe lines and replacing of pipes of lesser dimensions in the localities where water-supply was inadequate.

(2) Arrangements for supply of pure drinking water to Natipura (Anantnag) were made.

(3) A sum of Rs. 40,000 was sanctioned for improvement and repairs to tanks and wells in Kandi Illaqa. Out of this, Rs. 21,450 were transferred to the Revenue Department, and with the remaining, a well was constructed at Danot and improvements to various tanks and wells were carried out.

(4) Construction work of water-supply to Kishtwar was in progress.

7. Surveys.—The survey for preparation of a scheme for the proposed diversion of the river Chenab to save Hamirpur Siddhar and other villages from erosion was completed. The project scheme prepared for the proposed low-level

tunnel at Banihal Pass was considered by the Government, and the services of an expert Tunnel Engineer were arranged for examining the scheme.

Irrigation.—There are 9 big canals, four in Kashmir (including Nandi Kuhl which is under construction) and 5 in Jammu. The following table shows the expenditure on these canals and their revenue :—

Canal.	Expenditure to end of 1993-94.	Revenue	Percentage
		net.	on capital cost.
	Rs. in lakhs.	Rs. in lakhs.	
<i>Jammu.</i>			
(1) Ranbir	47.44	3.42	7.20
(2) Pratap	6.24	.03	0.42
(3) Basantpur	3.55	—0.07	—2.04
(4) Ujh	8.56	.02	0.20
(5) Upper Jehlum distributaries	.93	—0.01	—0.80
<i>Kashmir.</i>			
(6) Lal Kuhl	1.84	.15	8.10
(7) Martand	4.49	.23	5.09
(8) Zainagir	10.05	.37	3.71
(9) Nandi	.39

The following table shows the length of the canals, that of their distributaries, and their irrigating capacities :—

Canal.	Length (main).	Length (distributaries).	Area irrigated in acres.
	Miles.	Miles.	
(1) Ranbir	39.4	197.37	1,10,000
(2) Pratap	10.15	21.29	3,000
(3) Basantpur	11.9	4.04	1,000
(4) Ujh	24.2	21.65	3,000
(5) Upper Jehlum	Nil.	14.12	300
(6) Martand and distributaries	34.25	7,000
(7) Lal Kuhl and distributaries	24.7	4,000
(8) Zanagir and distributaries	45.3	9,000

(71)

Receipts and Expenditure.—The total Budget grant including extra grants and reappropriations was Rs. 30.08 lakhs, the total expenditure including suspense heads was Rs. 26.91 lakhs. The main items of expenditure were:—Original Works (Rs. 9.65 lakhs); Repairs and maintenance (Rs. 11.98 lakhs) Establishment (Rs. 4.74 lakhs); Tools and Plant (Rs. 0.46 lakhs). The total receipts were Rs. 8.24 lakhs, of which the main items were:—Rent of buildings (Rs. 1.72 lakhs) and water rate or Abiana (Rs. 5.05 lakhs), water tax (Rs. 0.31 lakhs) and miscellaneous (Rs. 0.55 lakhs). In the previous year, the expenditure was Rs. 25.56 lakhs, while the receipts were Rs. 7.98 lakhs.

2.—ELECTRICAL DEPARTMENT.

Mohora Power House. - During the year under report, over 1,22,15,000 units were generated against 1,10,09,700 of the previous year. The load factor was 70.6 against 69.5 per cent. of the previous year. There were in all 73 power interruptions, due to renewal of flume and repairs to flume and transmission lines against 57 of the previous year. The total length of the wooden flume rebuilt during the year was 3,486 ft.

The total number of lighting installations at the close of the year stood at 313 against 309 of the previous year.

The number of lighting and power installations at (1) Baramulla (2) Doabgah and Sopore, (3) Pattan and (4) Gulmarg and Tangaman were:—

SAMVAT 1992-93. SAMVAT 1993-94.

	Lighting.	Power.	Lighting.	Power.
(1) Baramulla	1,664	10	1,806	10
(2) Doabgah and Sopore	1,513	11	1,527	14
(3) Pattan	274	3	278	4
(4) Gulmarg	271	1	258	1

At Srinagar, fresh connections were given to 473 lighting installations and 10 mill motors. The number of lighting and power installations stood at 16,683 and 198 respectively, against 16,012 and 188 respectively of the previous year. 207 meters and 476 current-limiters were put up in consumers' installations. The State Exhibition was illuminated for 25 days by putting up about 5,45 lamps. Contribution works pertaining to electric works in the palaces to the amount of Rs. 59,449 were carried out. The palace buildings were electrically illuminated on 7 occasions.

Jammu Hydro-electric Installation.—30,54,980 units were generated against 32,36,320 of the previous year. The number of lighting and power installations stood at 3,674 and 573 respectively at the end of the previous year. Fresh connections were given to 81 lighting and 29 power installations during the year. 308 temporary installations were also supplied with light. 198 meters and 490 current-limiters were put up in consumers' installations. Electric illuminations were carried out in the palaces on 7 occasions.

Jammu Water Works.—The total quantity of filtered water pumped up and distributed in Jammu Town during the year under report was 48.5 crores of gallons against 44.38 crores of gallons of the previous year. The Jammu Cantonment got a supply of naturally filtered water (7.44 crores of gallons) from the Satwari Tube Plant. 4.18 crores of crude water against

3.33 crores of the previous year, were pumped up from the Tawi for irrigation purposes. 166 fresh house-pipe connections were given during the year. Contribution works worth Rs. 15,783 were carried out. The total revenue realized during the year amounted to Rs. 27,240, against Rs. 17,582 in the previous year.

Capital Works.—The following new works were executed and completed during the year :—

- (1) Improvement of water distributor system in Raghu Nath Bazar (Estimate Rs. 26,698);
- (2) Installation of 4 fire hydrants (Rs. 1,308);
- (3) Enlargement and extension of water-supply to Roulki and Rehāri (Estimate Rs. 6,551).

Mechanical Department.—Fifteen Road rollers in Jammu Province and 23 in Kashmir and 4 watering lorries and 2 portable steam engines were properly looked after. Annual inspection and testing of boilers were duly carried out. The boilers of the Jammu and Srinagar Silk Factories and those of private factories in both places were tested.

3.—TELEGRAPH DEPARTMENT.

Telegraph Offices.—A telegraph office was opened at Kud. A telegraph-telephone line was constructed from Srinagar to Sopore, and Telegraph offices were opened at Sopore and Handwara. The Srinagar, Sopore, Poonch and Kotli Telegraph offices were placed on one circuit.

Interruptions.—The total number of interruptions during the year under report was 36 of an average duration of 19.82 hours against 53 of 20.2 hours duration in the previous year.

Diversion of Traffic.—The traffic of the Imperial Telegraph Department totalling 451 messages was diverted 12 times over the wires of this Department against 755 messages diverted 14 times in the previous year. But the Department had no occasion to divert its traffic over the wires of the Imperial Telegraph Department, as connection between Jammu and Srinagar was rarely interrupted.

Seasonal Offices.—The seasonal offices at Sangam, Ganderbal, Pahlgam, Machoi, Khalsi and Katra were opened and closed as usual. The seasonal office at Banihal was closed, in consequence of construction of a Telephone line to that place.

Foreign Telegrams.—The number and value of foreign telegrams booked by the Telegraph offices of His Highness' Government and handed over to the Imperial Telegraph Department was 50 and Rs. 426 respectively against 65 and Rs. 561 of the previous year.

Post Offices combined with Telegraph Offices.—Post offices remained attached to the Telegraph offices at Banihal, Sonemarg, Dras and Keran as usual. A post office was also attached to the newly opened Telegraph office at Kud.

Line and Wire Mileage.—The total line and wire mileage of telegraph lines as compared with the previous year is given in the following table:—

Year.	Line mileage.	Wire mileage.
1992-93	856,028	1,175,898
1993-94	954,028	1,273,898
Increase	98	98

(73)

Traffic Results—The following table gives the traffic results of the Telegraph Department as compared with the previous year:—

		Samvat 1992-93.	Samvat 1993-94.
(1) No. of Telegrams handled	...	1,83,054	2,00,717
(2) No. booked (State)	...	23,481	27,084
(3) " " (Private)	...	31,533	34,978
(4) Revenue (State)	...	Rs. 37,950	Rs. 43,713
(5) " (Private)	...	Rs. 30,110	Rs. 32,693
Total Revenue		...	Rs. 68,060 Rs. 76,806

New Lines.—Metallic telephone circuits were constructed from Anantnag to Banihal Tunnel and from Satwari Exchange to Ranbirsinghpura. On account of political disturbances in Poonch, a single line wire was constructed between Baramulla and Poonch most expeditiously, and direct telegraphic and telephonic communication was established between Srinagar and Poonch.

4.—TELEPHONES DEPARTMENT.

The work of extension of local telephones and connections and re connections in Srinagar and Jammu remained in progress. The progress may be seen from the following figures:—

		Srinagar.	Jammu.
(1) Connections at the end of Assuj 1993 (main)	...	264	139
" " " " (extensions)	...	35	26
(2) Connections given during Samvat 1993-94 (main)		12	7
" " " " (extensions)		6	3
Total { Main		...	276 146
{ Extensions		...	41 29

The seasonal Telephone exchange at Gulmarg was opened and closed on due dates as usual.

Line and Wire Mileage.—The following table gives the Telephone line and wire mileage of the year under report as compared with the previous year:—

		Samvat 1992-93.	Samvat 1993-94.
(1) Line mileage	...	379,717	381,805
(2) Wire "	...	1,544,549	1,602,562
(3) Cables, aerial and underground	...	18,797	18,797
(4) Conductors	...	583,250	583,250

Wireless Service.—The wireless service between Jammu Cantonment and Nowshera was maintained as usual, except on occasions of atmospheric disturb-

ances. The replacement of the wireless transmitter at Jammu Cantonment by a new one was sanctioned by the Government.

Traffic Results.—The following table shows the traffic results of the year as compared with the previous year :—

		Samvat 1992-93.	Samvat 1993-94.
(1) Total telegrams handled (Jammu)	...	5,951	6,654
" " " (Naoshera)	...	3,887	4,310
	Total	9,838	10,964
(2) Revenue (Jammu)	...	Rs. 893	Rs. 767
" (Naoshera)	...	1,392	1,252
	Total	2,285	2,019

The Srinagar-Jammu copper trunk line and local telephone lines and telephones were tested by the officers of the Indian Telegraph Department in Srinagar under the supervision of the Postmaster-General, Punjab Circle, for the purpose of connecting Srinagar with the general telephone trunk system in India. The results were satisfactory.

Financial Results.—The total receipts during the year were Rs. 89,671 against Rs. 78,612 of the previous year; the expenditure was about Rs. 1.71 lakhs against Rs. 1.54 lakhs of the previous year.

5.—MUNICIPALITIES.

(a) Srinagar Municipality.

The constitution of the Committee witnessed a great change during the year under report by the introduction of separate electorates under Government orders. The elected element now consists of 8 Muslims and 4 non-Muslims, the nominated element consists of 3 Muslims and 3 non-Muslims. The Franchise qualifications were made wider and similar to those for the Praja Sabha.

Municipal Limits.—The limits of the Municipality were extended to include Botashah Mohalla, but formal inclusion did not take place during the year.

Meetings etc.—The number of meetings held for conduct of business was 38 and that of resolutions passed was 486, against 38 meetings and 843 resolutions of the previous year. Ten executive Sub-Committees were formed and all executive power was delegated to them. They were (1) Public Health, (2) Public Works, (3) Khilaf-warzi, (4) Gardens, (5) Light, Tax and Encroachment, (6) Compensation and Building, (7) Vigilance, (8) Tonga, (9) Finance, and (10) Anti-Corruption Sub-Committees.

Building Permissions.—Including 56 applications pending from the previous year, the number of applications for permission to construct houses etc. was 630. Out of these, permissions were granted to 455 applicants. Under the new Building Bye-laws, permissions are given within 18 days from the date of submission of application, with which arrangement the public are very much pleased.

City Lighting.—The amount paid for lighting of the city with electric lamps was over Rs. 39,000.

(75)

Infringement of Municipal Laws.—1,759 cases of infringement of Municipal Laws and Rules were challaned during the year; 2,230 cases were pending from the previous year. Out of the total of 3,989 cases, 1,911 remained pending at the close of the year.

Conservancy etc.—830 sweepers and mashkies etc. did the scavenging work of the city. Their pays alone amounted to over Rs. 1 lakh.

Health Week.—The Health Week was observed from 4th October to 10th October, on the auspicious occasion of His Highness' birthday. Health lectures with magic lantern shows were arranged and suitable leaflets were widely circulated.

City Improvement.—Improvement works in pursuance of a five-year programme prepared in 1992-93 were carried out, and about Rs. 35,000 were spent over and above these works on urgent annual repairs of roads, drains etc. The total amount spent on improvements exceeded Rs. 60,000.

Karan Nagar.—Plots in this area which the Municipality acquired for city extension were eagerly purchased by the public; 77 plots and shop sites were purchased by the end of the year and many houses were built.

Nala Mar.—A project for deepening this Nallah, which has long been a nuisance, was taken up and is expected to relieve the insanitary condition of part of the city to some extent.

Maternity and Child Welfare.—The Municipality contributed, as usual, Rs. 6,000 to the Kashmir Women's Welfare Association during the year.

Births and Deaths.—The total population of the city including Badami Bagh is 1,74,459 (95,518 males and 78,941 females). The total number of births during the year was 6,024 (against 6,230 of the previous year), giving a birth rate of 34.5 per thousand. The number of deaths was 4,281 (against 4,041 of the previous year) giving a death rate of 24.5. The mortality rate among infants was 170.4 per thousand of births.

Vaccination.—During the year under report 9,183 vaccinations were done in the city against 8,028 of the previous year.

Inspection of Articles of Food and Drink.—The Health Officer, the Ward Officers and Sanitary Inspectors continued to do this work. Articles of food adulterated and unwholesome for human consumption were seized and destroyed. The inspection of sheep and goats before slaughter was made by Sanitary Inspectors.

Receipts and Expenditure.—The total receipts during the year were (including Rs. 81,594 opening balance from the previous year) about Rs. 5.13 lakhs. The main items of this were:—

- (1) Octroi receipts (Rs. 2,40,000), (2) Wheel Tax (Rs. 15,000), (3) Boat Tax (Rs. 22,000), (4) Customs share at 1 per cent. (Rs. 50,000), (5) Sale of plots at Karan Nagar (Rs. 41,000).

The total expenditure was about Rs. 4.53 lakhs, leaving a balance of Rs. 60,214 out of the total receipts. The principal heads of expenditure were:—

- (1) General Administration (Rs. 60,000), (2) Public Health (Rs. 15,000), (3) Public convenience (Rs. 84,000), (4) Executive (Rs. 1,48,000), (5) City Lighting (Rs. 39,000), (6) Karan Nagar (Rs. 59,000)

(b) Jammu Municipality.

Constitution.—The Municipal Committee, Jammu, consists of 14 members of which 7 are elected and 7 nominated.

Meetings—During the year under report the Committee held 47 meetings against 37 of the previous year. The number of resolutions passed was 550. The P. W. Sub-Committee held 35 meetings and the Hackney Carriage Sub-Committee, 6.

Building Permits.—The number of applications pending from the previous year was 38, that received during the year under report was 473, making a total of 511, of which 414 were disposed of.

The number of vehicles passed and declared fit for plying within Municipal limits was 319. The number of licenses issued for milk, meat and aerated waters was 109.

Khilaf-warzi Cases.—The number of cases pending on first Katik 1993 was 500, that of cases lodged during the year under report was 2,082, making a total of 2,582. Out of these 1,502 were decided.

City Extension and Improvement.—The area of the city excluding the area beyond the Tawi Bridge (which has been transferred to the control of the Military Department) is $1\frac{1}{4}$ square miles, and its population is about 40,000. The population is increasing, and the removal of congestion in the more densely populated parts is under the consideration of the Government. The city is extending towards the parts called Roulki and Rehari, due especially to the construction of the new Rehari road and bridge.

Pacca drains in 8 streets were constructed during the year under report and 9 streets were paved and drained; 3 Dhakkis were paved and provided with drains. Improvements to the extent of about Rs. 12,000 were carried out in the quarters inhabited by the depressed classes.

The Hari Singh Zenana Park was provided with a wooden railing to screen it from public view. A barren plot at the extreme end of Parade ground has been turned into a park. The annual expenditure on city lighting was Rs. 13,795.

Public Health.—Health conditions of Jammu City showed steady improvement. No case of plague occurred in Jammu City for the last three years. The rat-trapping campaign as an anti-plague measure was rigorously carried out in the city during the year under report. The number of rats trapped was 80,000 against 67,000 of the previous year. The Health Department carried on a systematic campaign to instill in the masses information about prevention of plague and other communicable diseases.

Vital Statistics.—The population of Jammu City according to the last census was 41,000. The following table gives the number and rate per mille of births and deaths of the city during the year under report:—

		Samvat 1992-93.	Samvat 1993-94.
Deaths	...	743	733
Death rate	...	18.31	18.32
Births	...	1,537	1,694
Birth rate	...	37.13	42.35
Child mortality	...	207	174
Rate	...	134.6	102.77

(77)

Receipts and Expenditure.—The receipt figures of the Jammu Municipality including opening balance during the year stood at Rs. 1,66,439 and the expenditure at Rs. 1,35,321.

(c) *Town Areas.*

General.—The number of Town Areas in the Jammu and Kashmir Provinces during the year under report was 20 and that of Village Areas 60. Of the 20 Town Areas, 8 belong to Kashmir and 12 to Jammu. Except the 6 Town Areas of Pahalgam, Anantnag, Shopian, Bijbehara, Muzaffarabad and Reasi, whose finances are supplemented by contributions from Sanitation Cess Fund, all the Town Areas are self-supporting. Elections for the membership of the Town Area Committees were for the first time held during the year under report in all the Town Areas. The proportion of the elected and non-elected members was fixed at fifty-fifty, excluding the Chairman.

Sanitation Cess Fund.—The following statement shows the receipts and expenditure pertaining to Sanitation Cess Fund during the year under report:—

Province.	Opening balance.	Estimated Receipts.	Contribution from Road Cess Fund.	Expenditure.
Jammu	... 20,000	34,000	9,564	14,411
Kashmir	... 42,000	48,000	5,049	41,311

The Sanitation Cess is levied at the rate of 3 pies per rupee of the land-revenue and grants are made from it by the Sanitation Cess Board for contribution to Town Areas and Village Areas and Village Panchayats for sanitary improvements, provision of water-supply in rural areas, and undertaking of such other works as would improve the sanitary condition of the country-side.

6.—VISITORS BUREAU.

The Department continued to adopt means to attract visitors to Kashmir and make their stay in the country pleasant. The booklet named "Notes for Visitors to Kashmir" was reprinted and distributed free of charge to the principal travel agencies and to various Railway Publicity and Advertising offices throughout India. Coloured posters and illustrated folders were also widely distributed. Besides this, 1,00,000 picture postcards depicting interesting scenes in Kashmir were printed and put on sale at most of the important Head Post Offices in India, through the Director General of Posts and Telegraphs. As a result of this advertisement a large number of visitors as compared with previous years was attracted. The following table shows the number of visitors for the last 3 years:—

	Samvat 1991-92.	Samvat 1992-93.	Samvat 1993-94.
Europeans	... 5,420	3,499	5,444
Indians	... 10,457	18,342	19,274
Total	... 15,877	21,841	24,718

About 200 cases of disputes between the visitors and local tradesmen, motor-car agencies houseboat owners, etc. were settled by the Bureau; 108 cases were pending at the close of the year.

To safeguard the interests of visitors who place orders for Kashmir goods with local manufacturers as well as those of the latter, a standard order book was introduced.

The Branch Office at Gulmarg was opened as usual. The number of visitors to Gulmarg was 3,000. All complaints were attended to and about 25 cases of dispute were settled by this office.

The registration of private servants of visitors was effected as usual both at Srinagar and Gulmarg to minimize chances of complaints.

Provision of camping sites at Achhabal and Verinag engaged the attention of the Department.

Places of Amusement.—The Club at Srinagar provides for its members amusement and recreation in the form of golf, tennis, billiard and bridge. The Club is arranging facilities for bathing in the Annexe in the Nagin Bagh.

The Amar Singh Club, Srinagar, provides for its members tennis, cric ket golf, billiard and bridig. The Harrison Institute and the Gulmarg Club also provide some amenities.

Bathing in the Nagin Bagh may be enjoyed in ideal surroundings. A number of sailing boats and bathing boats and motor boats for aqua-planing are available for hire.

Hotels and Restaurants.—Among Hotels, mention may be made of Nedous Hotels in Srinagar and Gulmarg which cater for those living in European style. There are also hotels for orthodox as well as non-orthodox Hindus and hotels for Muslims in the city.

Theatres and Cinemas.—Among the theatres and cinemas, the chief are the Kashmir Amateur Dramatic Society which produces four or five plays a year at Srinagar and Gulmarg. The Regal Talkies caters for Europeans and educated Indians. The Palladium caters chiefly for Indian audiences.

Kashmir has unlimited scope for camping and trekking in the valleys and mountains, small game shooting, fishing and big game shooting.

Dak Bungalows.—Dak Bungalows are provided at Domel, Chinari, Uri and Rampur on the State portion of the Rawalpindi-Srinagar road, and at Jammu, Udhampur, Kud, Batote, Banihal, Upper Munda and Qazi Gund on the Jammu-Srinagar road. Jammu is connected with the railway system of India.

7.—METEOROLOGY.

Observatories.—The number of observatories and rain-gauges remained stationary, viz. one Central first class observatory at Srinagar; 3 third class observatories at Skardu, Dras and Gulmarg; 3 fourth class ones at Jammu, Muzaffarabad and Kargil and one-fifth class routine observatory at Sonamarg. Besides these, there were 41 rainfall-registering stations, 21 in Kashmir and 20 in Jammu.

Forecasts, etc.—Warnings of heavy rain and storms were issued from the Srinagar Meteorological office to officers of the Revenue, Forest, Public Works, Commerce and Industries, and other Departments. Various meteorological statements were prepared and sent to concerned officers of His Highness' Government as well as to those of the Government of India.

Seasons.—(1) *The period of October to December.*—Minimum temperature was above normal throughout; maximum temperature was below normal in November and December, when the skies were more clouded than usual.

(79)

(2) *The period of January to March.*—Rainfall in March was in moderate defect. Both maximum and minimum temperature were above normal in February, and the minimum was above normal in January.

(3) *The period of April to May.*—In spite of 11 western disturbances the total rainfall of May was in defect. Minimum temperature was above normal in May.

(4) *The monsoon period : June to September.*—The total rainfall of June was in defect. In July, Monsoon winds caused local thunder showers in the first 3 weeks and almost daily rainfall in the last week. The total rainfall of the month was in light to moderate defect. Both maximum and minimum temperatures were above normal in June, while the maximum was below normal in July.

Snowfall.—Snowfall commenced in the valley on 17th December 1936, about 5 weeks later than in the previous year. The heaviest fall was 0.80 (8 inches in volume) at Srinagar on 9th March. The total snowfall recorded at Srinagar was 2.98 inches melted in water—in very large defect compared with the previous year. This defect was responsible for scanty water in snow-fed rivers and springs on hill-sides.

Rainfall.—The greatest rainfall was recorded at Sonamarg, Karnah and Basohli, while the least rainfall was recorded at Leh, Gilgit and Skardu. The total rain and snow water during the year under report at Srinagar was 23.44 inches against 27.09 inches of the previous year, and was 2.43 inches below normal. In Jammu, the rainfall was 30.93 inches against 56.86 inches of the previous year and was 12.01 inches below normal.

Temperature.—The highest temperature recorded at Srinagar was 97.4 on 28th June; the lowest was 23.2 on 7th January; the maximum mean temperature was 89 in August, the minimum mean was 29.6 in January. The winter was rather mild, the temperature ranging from 23.2 to 63.4 against 21.8 to 71.3 of the previous year.

The mean wind velocity at Srinagar was 4.7 miles per hour in April; the greatest humidity was 92 per cent. in February.

Expenditure.—The expenditure on the Department was Rs. 9,700 against Rs. 8,700 of the previous year.

CHAPTER VIII.—SOCIAL SERVICE.

1.—EDUCATION DEPARTMENT.

(A) *Boy's Education.*

Institutions.—The number of institutions with their attendance is given in the following table :—

Institutions.	SAMVAT 1992-93.		SAMVAT 1993-94.	
	No.	Attendance.	No.	Attendance.
(1) Arts Colleges	2	*1,479	2	*1,728
(2) High Schools (Government)	15	7,592	15	7,755
(3) " " (Aided)	7	2,908	7	2,792
(4) Middle Schools (Government)	71	14,700	80	16,272
(5) " " (Aided)	9	1,945	10	2,043
(6) Primary " (Government)	861	41,662	882	41,416
(7) " " (Aided)	25	2,365	25	2,264
(8) Maktabas and Pathshalas	169	4,714	169	*4,716
(9) Private and Indigenous Schools—				
(a) Advanced	1	207	2	278
(b) Elementary	34	664	33	699
(10) Training Schools	4	65	3	61
Total	1,198	78,301	1,228	80,024

Twelve new Middle Schools and 30 new Primary Schools were sanctioned by the Government during the year.

There was steady and satisfactory increase in the number of scholars in most institutions.

The male population of the country excluding Poonch Jagir was 17,39,720 according to the last Census, that of boys of school-going age would thus be 2,60,958 (at 15 per cent.). The percentage of boys at school or college to the male population of school-going age works to 30·7. The number of towns and villages being 38 and 8,420 respectively, the percentage of institutions to the total number of towns and villages works to 14·4.

*Including some girl students.

(81)

Classification according to Communities.—The following table shows the classification of boys according to communities:—

Community.	Samvat 1992-93.	Samvat 1993-94.
(1) Thakurs	3,685	3,954
(2) Non-Thakur Hindus	19,950	20,730
(3) Muslims	49,713	50,691
(4) Sikhs	2,779	2,728
(5) Christians	91	78
(6) Budhists	342	332
(7) Others	1,741	1,509
Total	78,301	80,024

The percentage of boys at school to the population of boys of school-going age was 43·13 among Hindus, 25·62 among Muslims, 86·67 among Sikhs, 11·47 among Buddhists, and 43·32 among Christians. The percentages in the previous year were 41·3, 25·1, 89·4, 11·8, and 50·5 respectively.

Muslim Education.—From the above figures it appears that though the Muslims have made a slight progress as compared with the previous year, they have yet a long way to go before they can come up to the level of the Hindus. A vigorous propaganda to encourage this community to take to education has been found necessary, and steps are being taken to provide every facility for the early improvement of their educational condition.

College Education.—The number of students in the Prince of Wales College shows an increase of 88, that in the Sri Pratap College, an increase of 161. In the latter, the staff was strengthened by creating 5 more posts of lecturers, and to meet the needs of accommodation, a private building close to the college was hired for the Hostel, which was utilised for lecture work.

Scholarships.—An amount of Rs. 4,960 was awarded as scholarships in the Prince of Wales College and of Rs. 7,921 in the Sri Pratap College. A large number of free studentships was also granted as before, so that the Principal of the Sri Pratap College could say in his Annual Report that scholarships and freeships taken together benefited about half the number of students.

University Results.—The following table shows the University results of the two colleges by classes:—

Examination.	P. W. COLLEGE.		S. P. COLLEGE.	
	Sent up.	Passed.	Sent up.	Passed.
(1) B. Sc.	9	7
(2) B. A.	60	40	140	63
(3) F. Sc.	42	31	75	42
(4) F. A.	84	61	249	102

Overcrowding of classes in the Sri Pratap College is stated to be responsible for the comparatively low number of passes.

Health.—The health of students was on the whole good. A doctor for each college is paid out of the Students' Fund. It is made compulsory for every student to attend games, drill, gymnastics and athletics.

Magazines.—Quarterly issues of the Prince of Wales College Magazine, the 'Tawi', and the Sri Pratap College Magazine, the 'Pratap', were published. The students took keen interest in making their Magazines rank among the best of their kind.

Co-education.—The number of girl students in both colleges was 39. The experiment is reported to be working successfully and the behaviour of students, excellent.

Libraries and Reading Rooms.—The total number of volumes in the Sri Pratap College Library was 8,916, that in the Prince of Wales College Library was 7,425. The number of volumes added during the year was 264 and 138 respectively. About 28,800 books were issued from the Sri Pratap College Library to the students; 6,532 from the Prince of Wales College Library.

Secondary and Primary Education.—Two new Middle Schools were opened in the city of Srinagar, which relieved the congestion in High Schools to some extent. Eight lower Middle Schools and 5 full Middle Schools were opened during the year. An aided Primary School in Srinagar was raised to the Middle standard by the Church Mission Society.

The programme for the opening of new Primary Schools every year is consistently followed. 30 new Primary Schools were opened in various localities during the year under report.

Matriculation Results.—The number sent up from all High Schools was 1,189, out of which 845 came out successful. The results were better than in the previous year, when 628 passed out of 1,153 sent up.

Education of Backward Communities.—The Buddhists of the State are the most backward community in respect of education. The isolated nature of the country to which they belong is mainly responsible for this condition. Attempts are being made to combat illiteracy among them, and every possible facility is being provided.

Scholarships.—The amount of scholarships awarded in Secondary, Primary and Training institutions was Rs. 10,866, Rs. 30,293, and Rs. 15,045 respectively, totalling Rs. 56,204.

Mural and extramural activities.—Games in all schools were properly organised and regularly played. Inter-school tournaments evoked great interest. Social service received due attention. The students gave demonstrations, in certain places, of village sanitation, and addresses to villagers on cleanliness. Most students subscribed to a 'Poor Fund'.

Training of Teachers.—Eight stipendiaries were deputed for training in the B. T. class at Aligarh and Benares. Ten teachers were trained in the S. V. Class and 39 in the J. V. Class of the Normal School at Udhampur. Of these 26 were Muslims, 19 Hindus, 3 Sikhs and one belonging to the depressed classes.

Grants-in-aid.—To encourage private enterprise in education, grants amounting to Rs. 98,878 were given to aided schools, and allowances amounting to Rs. 24,272 were given to Maktabas and Pathshalas.

Expenditure.—The Budget grant for 1993-94 was Rs. 15,51,959; against

(83)

this the actual expenditure was Rs. 13,64,352. In addition to this, Rs. 1,21,866 were spent by public bodies etc., bringing the total to Rs. 14,86,218. Out of this, expenditure on college education was Rs. 2,15,736 and on school education Rs. 12,70,482. The cost of education per student was Rs. 125 in the colleges, and Rs. 19 in the schools.

(B) Scouting.

General.—The total number of scouts of all ranks on 30th September, 1937, was 4,716, showing an increase of 210 during the year.

Training.—168 Scouts and Scouters were trained in 7 training camps held during the year, of which 2 were for Scoutmasters, 3 for Cubmasters and 2 for Patrol Leaders.

Propaganda Work.—Propaganda pamphlets and leaflets on Malaria, Cholera, Tuberculosis, Maternity and Child welfare, and Small-pox, numbering over 3,000, were distributed among the boys and teachers in camps, and among citizens in towns, throughout the State. The Scout Organiser continued to give his time and attention to the growth of the movement. He delivered 23 lectures in both the provinces and inspected Troops and Packs.

All-India Jamboree.—A Contingent of Scouts and Scouters, 18 from Kashmir and 25 from Jammu, attended the first All-India Scout Jamboree in February last. The Jammu and Kashmir Contingent stood first in the knotting competition and won the Flag of Honour. It narrowly missed a position in the tent-pitching competition. The former recognition was the first honour of its kind ever received in the State. Lord Baden-Powell, the Chief Scout of the world, presented the Flag of Honour to the State Scouts himself, and in a meeting of Commissioners was pleased to remark very favourably about the work done by Kashmir Scouts in the Camp. The work of the organisation of the contingent was entrusted to the Scout Organiser. The Kashmir Camp fire was an attraction for the other camps. During their stay in Delhi, the Scouts visited all the historical places, and the New Delhi buildings.

Rally at Jammu.—As usual a Cub Rally was held on the auspicious occasion of Shree Yuvraj Bahadur's birthday. Cubs and Scouts of all local schools joined it. The leading Packs received prizes for smartness and efficiency.

Provincial Council Meetings.—The Kashmir Council met 5 times in the year, and points relating to the growth of the movement in the valley were discussed.

Service.—Scouts rendered good service at fairs and festivals—Baisakhi and Ram Navmi festival and Hazratbal fair. As usual, Srinagar Scouts and Rovers accompanied the pilgrims on their march to Shree Amar Nath cave, and rendered valuable help in giving necessary first-aid, in carrying the injured and the fallen to the hospitals. During the tour of the Scout Organiser it was found that there were cases of life-saving at Basohli which were never reported to the Scout Head-quarters for necessary certificates and awards.

(C) Female Education.

High Schools.—The number of High Schools was two as before. High classes have also been recently opened in one of the schools belonging to the Womens' Welfare Trust.

The number of girls attending the High Schools was 545 against 569 of the previous year. The fall is due to the increase in the number of Middle Schools.

Middle Schools.—The number of Middle Schools rose from 20 to 22.

In addition to this there were 11 Middle Schools run by public bodies. The attendance in the Middle Schools was :—

		Samvat 1992-93.	Samvat 1993-94.	Increase.
Government Schools	...	3,328	3,516	188
Aided	„	1,712	1,464	— 248
<hr/>				
Total	...	5,040	4,980	60

Primary Schools.—There were 144 Primary Schools maintained by Government (against 136 of the previous year), and 11 aided and 5 unaided schools maintained by public bodies. Attendance at the Primary Schools was :—

		Samvat 1992-93.	Samvat 1993-94.	Increase.	Decrease.
Government Schools	...	7,378	7,616	238
Aided	„	837	708	129
Unaided	„	246	325	79
<hr/>					
Total	...	8,461	8,649	317	129

The number of Maktabas and Pathshalas was 3 and 5 respectively. Their total attendance was 278 against 287 of the previous year.

Classification by Denominations.—The following table gives the classification of all girl students according to denominations:—

		Samvat 1992-93.	Samvat 1993-94.
(1) Rajputs	...	448	484
(2) Non-Rajput Hindus	...	6,927	7,129
(3) Muslims	...	5,693	5,390
(4) Sikhs	...	994	1,137
(5) Depressed classes	...	292	312
(6) Christians	..	3
<hr/>			
Total	...	14,357	14,452

Of these 342 were in High Classes ; 1,464 in the Middle ; 5,651 in the Upper Primary and 6,995 in the Lower Primary stage.

The percentages of scholars to the population of female children of school-going age was 6.3.

(85)

Grants-in-aid.—Increase in grants-in-aid which had been stopped owing to financial stringency was released during the year under report. An allowance of Rs. 10 per month each was given to 8 Maktabas and Pathshalas in both provinces.

Training of Teachers.—19 candidates appeared in the J. V. examination held by the Department, and 7 out of 12 from Jammu Centre passed—the results of the Srinagar candidates were not issued during the year under report.

Scholarships.—A sum of Rs. 22,798 against Rs. 22,238 of the previous year was sanctioned during the year under report for award of scholarships as below:—

	Rs,
(1) General (merit and poverty scholarships) ...	4,532
(2) Rajput " " " ...	800
(3) Widow " " " ...	5,610
(4) Orphan " " " ...	400
(5) Prince Karan Singh Ji " ...	10,656
(6) Depressed Class " ...	800
Total ...	22,798

Examination Results.—22 girls out of 27 sent up passed the Matriculation and 221 out of 341 sent up passed the Middle Standard Examination.

Curriculum.—There was no change in the curriculum during the year under report, but greater attention was paid to plain sewing and to cooking.

Expenditure.—A sum of Rs. 2.99 lakhs against Rs. 2.77 lakhs of the previous year was spent during the year under report on the maintenance of the Girls Education Department. The Budget grant was Rs. 3.29 lakhs.

(D) Technical Education.

Schools.—The number of Technical Schools remained eight as in the previous year, namely the Sri Amar Singh Technical School, Srinagar; the Sri Pratap Technical School, Jammu; the Harisingh Technical School, Anantnag; and the Technical Schools at Baramulla, Bhadarwah, Kishtwar, Mirpur and Samba.

Attendance.—The attendance at all these schools was 348 as compared with 358 in the previous year, and was made up of 203 Muslims, 127 Hindus, 4 Sikhs and 14 others. The number of artisan students attending these schools rose from 67 to 91. There were also 40 girls. Carpentry attracted the largest number of students, after it came in descending order, Weaving and Dyeing, Embroidery, Basket-weaving, Calico-printing, Utensil-making, etc.

The result of the annual examination was satisfactory—218 out of 277 who appeared were declared successful.

The total expenditure on the maintenance of the Technical schools was Rs. 75,146 against the budget provision of Rs. 80,400.

2.—PUBLIC LIBRARIES.

The Public Libraries, namely the Sri Pratap Library, Srinagar, and the Sri Ranbir Library, Jammu, remained open throughout the year under report.

During the year 358 books worth Rs. 1,199 were purchased for the Srinagar Library and 349 new books worth Rs. 1,331 for the Jammu Library. The number of books in both the Libraries rose to 24,767 at the end of the year under report.

The number of books issued (1) on loan to members and (2) for study in the reading rooms attached to the Libraries as compared with the previous year was:—

	SAMVAT 1992-93		SAMVAT 1993-94.	
	On loan.	For study.	On loan.	For study.
Sri Pratap Library	5,209	14,913	3,502	8,752
Sri Ranbir Library	3,849	1,500	4,025	1,500
Total	9,058	16,413	7,527	10,252

The number of newspapers and periodicals subscribed for the Sri Pratap Library was 28 as in the previous year, that for the Sri Ranbir Library was 29 against 30 of the previous year. Of these, 12 were dailies, 21 were weeklies and 24 periodicals in English, Urdu, Hindi and Punjabi languages.

The expenditure on the maintenance of the two Libraries was about Rs. 6,000.

3.—RESEARCH AND ARCHAEOLOGICAL DEPARTMENT.

Archaeological Work.—The Archaeological Department which had been for about 5 years under the Revenue Department was again placed under the Superintendent, Research Department, with a grant of about Rs. 4,500 for excavations, conservation of monuments, etc., besides other grants.

Excavations were carried out at the Martand temple and the Kother spring. Petty repairs were done at Badshah, Harwan, Pandrethan, Parimahar, Lodu, Avantipur and Jaobror, the Mughal garden at Bijbehara, Pattan, and Dathamandir. At the Martand temple, images of Hindu gods and goddesses which had been carved on the stone walls of the inner platform were concealed from view by debris and huge blocks of stone fallen from the outer platform. These images were exposed to view. At Kother, the spring sacred to Shiva Kapatashvara had been filled up with debris of the surrounding walls and wood and weeds. The bed was cleared to a certain extent. Sixteen copper coins, 3 lingams and one piece of sculpture in fragment were found. The Pandrethan temple, which was hidden by trees grown round it, was exposed to view by cutting down the trees.

Fifty-eight photographs were taken, mostly of sculpture found at Verinag and Martand.

Research Work.—The year under report saw the completion of Tantraloka with the printing of volumes IX and XII of the book. The other works were in the press. A copy of Ramakantha's commentary on the Bhagavadgita was prepared for the press. A sum of about Rs. 350 was realized from the sale of publications.

Museum.—The Sri Pratap Museum, Srinagar, remained open throughout the year. The number of visitors was 15,000. The question of setting up of an Elephas skeleton was under consideration. A remarkable skull discovered in Samba Tehsil was kept at the museum for restoration.

Expenditure.—The total expenditure amounted to about Rs. 13,700.

4.—CIVIL MEDICAL DEPARTMENT.

Hospitals and Dispensaries.—The number of Hospitals and dispensaries remained the same as in the previous year, *viz* :—

- (a) 2 Saddar Hospitals at Jammu and Srinagar.
- (b) 2 Zenana Hospitals at Jammu and Srinagar.
- (c) 2 Dental Dispensaries, one attached to each of the Saddar Hospitals.
- (d) 2 Travelling Dispensaries, one in each province.
- (e) 2 Female Travelling Dispensaries.
- (f) 1 Travelling Dispensary in Jammu Province for venereal diseases.
- (g) 1 Tuberculosis Dispensary with an Isolation Hospital outside the main city of Srinagar and a Sanatorium at Tangamarg, and one T. B. Dispensary at Jammu.
- (h) 2 Anti-rabic Centres, one attached to each Saddar Hospital.
- (i) 2 Leper Asylums, one in each province.
- (j) 1 Unani and 1 Hindi Dispensary at Jammu.
- (k) Dispensaries at suitable and important localities in the State.

The number of dispensaries was 75 as in the previous year.

The posts of Theatre nurses and Head nurse and that of the Matron at the Diamond Jubilee Zenana Hospital, Srinagar, were abolished and converted into six posts of junior nurses to meet the great need of increasing the nursing staff. Eight new posts of Dais for Mufassil towns of Kashmir Province were sanctioned during the year.

A sum of Rs. 20,000 was provided for repairs to the Saddar Hospital, Srinagar; and addition of 3 rooms was made to the building of the Saddar Hospital, Jammu.

A new Ambulance Car was purchased for the Civil Medical Department, Kashmir, at a cost of Rs. 5,100.

Treatment.—The following table shows the number of patients treated at the Hospitals at Jammu and Srinagar during the year under report as compared with the previous year :—

Name of Hospital.	<i>No. of patients.</i>		<i>Daily average.</i>	
	Samvat 1992-93.	Samvat 1993-94.	Samvat 1992-93.	Samvat 1993-94.
<i>Outdoor.</i>				
(1) Saddar Hospital, Jammu	69,157	73,812	371	406
(2) Saddar Hospital, Srinagar	77,416	81,492	414	508
(3) Zenana Hospital, Srinagar	38,022	50,389	124	160
(4) Zenana Hospital, Jammu	23,044	36,294	63	99
(5) City Dispensary, Srinagar	74,360	76,930	506	594
(6) Unani and Hindi Dispensaries, Jammu	41,493	44,133	198	234
<i>Indoor.</i>				
(1) Saddar Hospital, Jammu	1,297	1,242	51	48
(2) Saddar Hospital, Srinagar	2,001	1,998	79	74
(3) Diamond Jubilee Zenana Hospital, Srinagar	1,388	1,650	64	57
(4) King Edward Mamorial Zenana Hospital, Jammu	635	688	32	31
(5) Leper Asylum, Srinagar	248	268	33	140

The percentage of patients cured in the first four of the above Hospitals was 66, 81, 74 and 67 respectively, that of patients who died was 3, 1.6, 5.3 and 0.16 respectively. These figures show that the work of treatment has been satisfactory. The average cost of diet per patient ranged from 22 to 38 pies.

Surgical Work.—The subjoined table gives the number of surgical operations performed at the Hospitals as compared with the previous year:—

Name of Hospitals.	<i>Major operations.</i>		<i>Minor operations.</i>	
	Samvat 1992-93.	Samvat 1993-94.	Samvat 1992-93.	Samvat 1993-94.
(1) Saddar, Jammu ...	430	477	3,945	3,499
(2) Saddar, Srinagar ...	802	785	2,913	2,584
(3) Diamond Jubilee Zenana Hospital, Srinagar ...	293	325	295	331
(4) King Edward Memorial Zenana Hospital, Jammu ...	108	148	1,144	1,492
(5) Leper Asylum, Srinagar	135	138

Treatment at Mufassil Dispensaries.—The following table shows the number of outdoor and indoor patients treated and operations performed at the various Mufassil Dispensaries in both provinces:—

	<i>Samvat 1992-93.</i>		<i>Samvat 1993-94.</i>	
	Jammu.	Kashmir.	Jammu.	Kashmir.
(1) Outdoor ...	5,90,000	6,16,000	6,38,000	6,71,000
(2) Indoor ...	1,688	1,552	1,721	1,642
(3) Major Operations ...	630	2,187	614	1,867
(4) Minor Operations ...	25,250	38,930	28,287	38,153
(5) Daily average indoor ...	47	50	50	83

Medico-legal Work.—There were 30 cases of post-mortems in Jammu and 88 in Kashmir, against 28 and 61 respectively of the previous year. The number of grievous hurts was 24 in Jammu and 120 in Kashmir, against 14 and 111 respectively of the previous year. Simple hurts and other cases were 245 in Jammu and 1,253 in Kashmir, against 107 and 1,083 of the previous year.

Anti-rabic Work.—174 anti-rabic treatments were done in Jammu and 436 in Kashmir. No cases were sent to Kasauli or Lahore.

Travelling Dispensaries.—The following table shows the work done by these dispensaries during the year under report as compared with the previous year:—

	<i>Operations.</i>			
	Treatments.	Major.	Minor.	
Jammu ... { 1992-93	...	8,000	42	1,243
Jammu ... { 1993-94	...	12,000	82	1,512
Kashmir ... { 1992-93	...	16,000	11	462
Kashmir ... { 1993-94	...	59,000	37	711

The Kashmir Female Travelling Dispensary visited the Tahsils of Kulgam, Anantnag, Pulwama, and Nasrur Marwa Illāqa and treated over 18,000 cases.

Clinical Laboratories.—The number of specimens sent to the Chemical Examiner by the Chief Medical Officer, Jammu, was 336; the number of examinations done in the Clinical Laboratory of Saddar Hospital, Srinagar, was 2,910.

Dental Dispensaries.—The number of cases treated at the Dental Dispensary at Jammu was 4,533, against 4,481 of the previous year; that of cases treated at the Srinagar Dental Dispensary was 12,327 against 12,093 of the previous year. The numbers of cleanings, stoppings and extractions were 132, 610 and 1,682 respectively at Jammu, and 158, 1,931 and 6,252 respectively at Srinagar.

Venereal Dispensary.—This Dispensary afforded medical relief to 10,571 out-patients against 7,897 of the previous year. During the year, 32 major operations against 3 of the previous year, and 4,892 minor operations against 3,394 of the previous year, were performed.

Epidemics.—(1) The anti-plague scheme sanctioned by the Government for Jammu Province has been extended up to May 1939, and was in full force during the year under report, showing very satisfactory results. There were no cases, although rat-mortality occurred in certain villages. The preventive measures included in the anti-plague scheme were adopted; 2,932 inoculations were given, 2,462 rooms were disinfected and 2,247 rat holes were smoked.

(2) Small-pox broke out in epidemic form in the District of Ladakh. The spread was so alarming that mass inoculation became necessary. The total number of vaccinations performed was 42,704; the number of deaths was 456.

Reasi and Mirpur Tahsils were also infected with this disease. The number of vaccinations performed was 2,863, the number of deaths was 65.

(3) There were a few cases of typhus in Anantnag, Pahalgam and Baramulla Tahsils. Prompt measures were taken with good results.

Tuberculosis Department.—The year 1993-94 is the seventh year since the establishment of the Tuberculosis Dispensary at Srinagar. During this year, the activities of the Department were extended to Jammu Province also.

The number of cases, old and new, treated at the Tuberculosis Dispensary, Srinagar was 82,064, against 81,894 of the previous year. The number of new cases was 18,134 against 17,380 of the previous year. Confirmed cases of Pulmonary Tuberculosis were 972 against 670 of the previous year. The total number of deaths during the year was 80 against 116 of the previous year.

The total number of examinations during the year was 1,932, of which 1,235 were of sputum and 608 of urine.

The Dispensary at Jammu was started on 1st Poh 1993. The total number of cases treated during the 10 months was 8,779; the number of new cases was 2,425. There were 109 confirmed cases of Pulmonary Tuberculosis; 16 deaths occurred among these cases.

The advance Hospital at Srinagar is at present known as Isolation Hospital. The new building at Barzala was nearly completed and will be occupied in the summer of 1995. The advance Hospital at Jammu was also nearing completion at the close of the year under report.

At the Tangamarg Sanatorium a main two-storeyed building was nearing completion at the close of the year. The total number of patients admitted during the year was 151 against 107 of the previous year; the number left over at the end of the previous year was 31.

There was no death in the Sanatorium; 153 were discharged after distinct relief and 29 were still under treatment. The total number of patients treated in the Sanatorium up to the end of the year under report was 491, of whom 61 are reported to have died.

It is interesting to note that Colonel Russel, I. M. S., Public Health Commissioner with the Government of India, who paid a visit to the Sanatorium recorded that he was very pleased to have seen the fine work which is being done here and congratulated the Medical Department and the State on the successful manner in which they have tackled the problem of tuberculosis.

The expenditure on the Department excluding Rs. 1,10,000 and Rs. 8,000 granted from the Silver Jubilee Fund for buildings etc., was about Rs. 56,000 against Rs. 36,000 of the previous year.

Leper Asylums.—(1) LEPER ASYLUM AT SRINAGAR.—The year 1993-94 opened with 136 patients in the Asylum; 132 new patients were admitted during the year, bringing the total to 268 against 248 of the previous year. The number of deaths during the year was 11. The daily average of patients was 140, and the average daily cost of dieting, about Rs. 28.

The total expenditure on the up-keep of the Asylum was about Rs. 25,000.

(2) LEPER ASYLUM AT JAMMU.—The number at the close of the previous year was 19; twenty-three were admitted during the year under report, giving a total of 42. Of these 18 were discharged, one died and the remaining 23 were still in the Asylum.

The expenditure was Rs. 4,725 against Rs. 4,209 of the previous year.

Miscellaneous.—LABORATORIES—The Chemical Laboratory, Jammu, has been in existence for 22 years. The work done at it is diagnostic and medico-legal. The number of examinations undertaken during the year under report was 3,327, and the number of cases investigated was 2,180 (exclusive of 57,564 dead and trapped rats examined and investigated). The Bacteriological Laboratory, Srinagar, performed 438 tests consisting of water analysis, blood tests, urine and stool examinations, cultural examinations, etc.

The expenditure on the Jammu Laboratory was Rs. 16,800, that on the Srinagar Laboratory was Rs. 1,216.

PRIVATE MEDICAL INSTITUTIONS.—The private medical institutions which received aid from His Highness' Government were:—(1) the Kashmir Mission Hospital, Srinagar; (2) E. Newman Hospital (C. M. S.), Rainawari, Srinagar; (3) the Kashmir Nursing Home, Srinagar; (4) the C. M. S. Hospital, Anantnag; and (5) St. Joseph's Hospital, Baramulla.

The total amount of grants-in-aid received by these institutions during the year under report was Rs. 15,614.

The number of out-door and in-door patients treated at these hospitals during the year was 80,257 and 3,924 respectively; the number of beds available was 314. As many as 1,152 major operations and 4,234 minor operations were performed during the year.

(91)

The institutions are doing very useful work; the management and other arrangements are commendable.

Vital Statistics : Births and Deaths.—The following table shows the number of births and deaths registered during the year under report :—

	<i>Jammu.</i>		<i>Kashmir.</i>	
	Samvat 1992-93.	Samvat 1993-94.	Samvat 1992-93.	Samvat 1993-94.
Births ...	49,759	49,134	48,139	52,001
	<i>Jammu.</i>		<i>Kashmir.</i>	
	Samvat 1992-93.	Samvat 1993-94.	Samvat 1992-93.	Samvat 1993-94.
Deaths ...	26,240	28,949	33,582	41,860
Birth rate per 1,000 ...	27·8	27·4	29·4	31·8
Death rate per 1,000.	14·6	16·1	20·5	20·6

Vaccination.—The following table gives the vaccination operations performed during the year under report as compared with the previous year :—

	<i>Samvat 1992-93.</i>		<i>Samvat 1993-94.</i>	
	<i>Jammu.</i>	<i>Kashmir.</i>	<i>Jammu.</i>	<i>Kashmir.</i>
(1) Primary vaccinations ...	47,459	62,055	53,612	72,546
(2) Percentage of success ...	97·6	97·7	97·03	89·25
(3) Revaccinations ...	20,298	30,733	21,186	21,270
(4) Percentage of success ...	70·5	97·5	74·7	81·8

The expenditure was about Rs. 18,000 against Rs. 18,700 of the previous year.

Expenditure.—The total expenditure on the maintenance and upkeep of the Civil Medical Department during the year under report was Rs. 8·38 lakhs against Rs. 7·64 lakhs of the previous year. Of this, about Rs. 5,00,000 went to the Civil Medical Department proper, Rs. 82,000 to Female Hospitals and Female Travelling Dispensaries, Rs. 66,000 to prevention and control of Epidemics, Rs. 56,000 to the Tuberculosis Department, Rs. 30,000 to the Leper Asylums, Rs. 18,000 to Vaccination, and Rs. 18,000 to the upkeep of Laboratories.

CHAPTER IX.—FINANCE.

1.- FINANCE.

Receipts.—The following statement shows the receipts under major heads for the year under report, as compared with the previous year, in approximate lakhs of rupees :—

Major Heads.	Samvat 1992-93.	Samvat 1993-94.
(1) Land Revenue	64·32	64·50
(2) Customs	74·78	71·20
(3) Forests	43·40	49·75
(4) Sericulture	15·08	14·00
(5) Excise	3·47	3·56
(6) Grazing fee	5·47	5·78
(7) Stamps	6·58	6·42
(8) Income Tax	2·39	3·02
(9) State Property in British India	0·98	0·81
(10) Electricity	6·20	6·18
(11) Irrigation	5·78	5·75
(12) Interest	3·51	4·39
(13) Administration of Justice	2·50	1·61
(14) Jails	0·40	0·54
(15) Police	0·38	0·40
(16) Telegraph and Telephone	0·79	0·92
(17) Miscellaneous Departments	1·29	1·25
(18) Education	0·68	0·72
(19) Medical	0·06	0·07
(20) Industrial Departments	0·33	0·44
(21) Agriculture and Horticulture	0·69	0·72
(22) Public Works Department	2·95	3·31
(23) Military	1·04	0·84
(24) Printing Press	0·34	1·36
(25) Miscellaneous	1·63	3·17
Total	245·04	250·70

(93)

Expenditure.—The following statement shows the expenditure under major heads (in approximate lakhs of rupees) as compared with the previous year :—

Major Heads.	Samvat 1992-93.	SAMVAT 1993-94.		Total.
		Reserved.	Non- reserved,	
(1) Land Revenue	8.40	0.40	7.89	8.29
(2) Customs	3.55	0.12	3.57	3.69
(3) Forests	13.63	0.10	13.37	13.47
(4) Sericulture	10.40	10.89	10.89
(5) Income Tax	0.41	0.34	0.34
(6) Stamps (Printing of)	0.36	0.36
(7) Electrical Department	4.13	0.09	4.18	4.27
(8) Irrigation	2.06	6.08	6.08
(9) Interest	1.90	1.66	1.66
(10) Privy Purse and Allowances	27.11	30.46	30.46
(11) State Departments under Minister- in-Waiting	10.17	7.95	7.95
(12) General Administration	13.18	1.36	12.69	14.05
(13) Administration of Justice	4.41	0.03	4.35	4.38
(14) Jails	2.06	0.03	2.01	2.04
(15) Police	11.58	0.29	11.87	12.16
(16) Telegraph and Telephone	1.27	0.15	1.17	1.32
(17) Political Department	0.84	0.53	0.53
(18) Miscellaneous Departments	0.12	0.11	0.01	0.12
(19) Education	16.67	0.35	17.18	17.53
(20) Medical	8.34	0.30	7.93	8.23
(21) Industries Department	0.75	0.72	0.72
(22) Scientific Departments	3.01	0.03	3.43	3.46
(23) Public Works	22.54	2.44	16.38	18.82
(24) Military	44.70	47.32	47.32
(25) Pensions etc.	10.07	10.08	10.08
(26) Stationery and Printing	2.58	3.85	3.85

(' 94)

Major Heads.	SAMNAT 1993-94.			Total.	
	Samvat 1992-93.	Reserved.	Non-reserved.		
(27) - Refunds	...	8.70	6.80	2.61	9.41
(28) Miscellaneous	...	4.88	1.03	15.49	16.52
(29) Capital expenditure not charged to Revenue	...	1.59	1.21	1.21
Total	...	239.05	111.60	147.55	259.16

The following statement shows, in approximate lakhs of rupees, the financial position of the State as compared with the previous year:—

Samvat 1992-93.				Samvat 1993-94.			
Opening Balance.		Closing Balance.		Debit.		Credit.	
Cash Balance	68.18	Cash Balance	59.86	Opening Cash Balance	59.86	Total expenditure	259.16
Investments	74.94	Investments	90.00	Total Receipts	250.70	Net Result of Debt Heads	1.51
Deposits (temporary)	1.30	Deposits	1.30	Net Result of Debt Heads	Closing Cash Balance	49.89
Total	144.42	Total	151.16	Total	310.56	Total	310.56
Debt Heads	40.22	Debt Heads	41.16				
Net Total	104.20	Net Total	110.00				

2.—INCOME TAX DEPARTMENT.

During the year under report the Department remained under the executive control of the Accountant General, and the Finance Minister continued to function as the Second Appellate Court under the Income Tax Regulation. The powers of hearing first appeals and assessment of incomes exceeding Rs. 10,000 for the cities and Rs. 6,000 for rural areas were exercised by the two provincial Income Tax Officers.

The Department which was created experimentally in 1991 was put on a permanent footing at a total cost of Rs. 37,655. There was no substantial change in the Income Tax Law except that the question of the double tax relief between British India and the State was settled. Relief is granted in British India at a

(95)

rate equal to half of the State rate, subject to a maximum of half the British Indian rates. The State will grant relief at a rate equal to half its rate of tax.

Receipts and Expenditure.—The total impositions and deductions made at the source etc. amounted to Rs. 3,20,984:—

	Rs.
(1) Deductions at source	94,649
(2) Impositions, Kashmir Province	1,45,349
(3) Impositions, Jammu Province.	80,986
Total	3,20,984

The total realizations during the year amounted to Rs. 2,64,938 against Rs. 3,49,000 of the previous year. The decrease is due to the fact that the latter receipts included arrears from previous years, and that some important cases e.g. Kashmir Match Factory, remained pending during the year under report. The total expenditure was Rs. 30,510 against the sanctioned grant of Rs. 42,000.

Assessment.—In Kashmir Province 2,095 cases were decided by the various officers of the province and 201 cases remained pending; in Jammu, 2,833 cases were decided and 20 remained pending. The Assistant Income Tax Officer, Salaries Section, decided 679 cases and had 68 cases pending. The total number of appeals pertaining to Kashmir Province including those carried over from the previous year was 364, out of which 333 were decided; in Jammu Province, the total number was 571, of which 561 were decided.

Refunds.—In Kashmir Province, Rs. 15,000 was sanctioned for refunds (including Salary Circle), but the actual refunds amounted to Rs. 8,694 only. In Jammu the grant of Rs. 10,000 had to be raised by reappropriation to meet the expenditure of Rs. 14,790 on refunds.

3.—STAMPS.

During the year 1993-94, the constitution of the Stamp Inspectorate remained unchanged. Towards the close of the year under report, orders were passed by Government for the amalgamation of the Stamp Inspectorate with the Income Tax Department, which took effect from the 1st of Katik 1994.

During the year under review, 38 Courts and offices were inspected. The total amount of deficiency of Stamps including penalty on instruments not duly stamped, worked out to Rs. 4,439-13-0, out of which Rs. 912-8-0 were recovered during the year, and a sum of Rs. 189-5-0 was adjusted on the explanations furnished by the Courts and the offices concerned.

The Objection Book figures at the close of the year stood as under—

	Rs.	A.	P.
(1) Opening balance	9,665	6	0
(2) Amount brought under objection during the year	4,439	13	0
(3) Total of 1 and 2	14,105	3	0
(4) Total amount recovered during the year	3,072	1	0
(5) Total amount dropped on explanation during the year	438	14	0
(6) Total of 4 and 5	3,510	15	0
(7) Closing balance	10,584	4	0

Submission of lists of outstanding balances of stamp shortages in Phagan every year to the Controlling Officers has speeded up the clearance of the objections, the amount adjusted during the year against the balances of the previous year being considerably more than it used to be in the previous years.

Systematic inspection of the Courts and offices has also improved their work in this direction, and many cases were noticed in which recovery of the deficit stamp duty and penalty on the unstamped or deficiently stamped documents had been effected by the officers at their own instance. The decrease in the amount brought under objection during the year is partially accounted for by this facts

Receipts.—The following statement shows receipts from stamps of various kinds as compared with the previous year:—

		Samvat 1992-93.	Samvat 1993-94.
		Rs.	Rs.
(1) Judicial	...	5,11,132	4,91,511
(2) Revenue	...	1,42,211	1,49,038
(3) Bill and Receipt	...	33,947	26,984
(4) Hundi	...	303	354
(5) Telegraph	...	30,109	32,847
	Total ...	7,17,702	7,00,734
(6) Duty and penalty on under-stamped papers	...	10,682	10,386
(7) Recovery in Pauper cases	...	4,342	5,643
(8) Miscellaneous	...	1,110	1,063
	Total ...	1,61,134	17,092
	GRAND TOTAL ...	7,33,836	7,17,826

The sales of Court-fee stamps include Rs. 25,074 realized in stamps as copying fee and fee for inspection of Court records by parties, and Rs. 12,630 realized in stamps and included in receipts of Judicial and Revenue Departments. The decrease is mainly due to a set-back given to institution of suits by the Hindu agitation in Jammu. The decrease in Bill and Receipt stamps is due mainly to abolition of stamps duty on cheques from Poh 1993.

The incidence of stamp revenue over a population of 36.46 lakhs was Rs. 197.1 per mille against Rs. 201.2 of the previous year.

Expenditure.—The total expenditure during the year under report was Rs. 61,392—Discount (Rs. 21,845), Refunds (Rs. 3,671) and Printing charges (Rs. 35,876). The expenditure in the previous year was Rs. 25,642 only, as nothing was then spent on Printing charges. The face value of stamps received printed during the year was:—Judicial (Rs. 10.71 lakhs), Revenue (Rs. 2.78 lakhs), Bill and Receipt (Rs. 6 lakhs) and Telegraphs (Rs. 0.39 lakhs).

Service Postage Stamps.—The opening balance on 1st Katik 1993 was stamps worth Rs. 0.60 lakhs; the receipts during the year were Rs. 1.45 lakhs; the issues were Rs. 1.41 lakhs; and the balance at the close of the year was Rs. 0.64 lakhs.

British Postage Stamps.—The Receipt and Issue of British ordinary postage stamps were:—

				Rs. in lakhs.
Opening Balance	1.40
Receipts	3.11
			Total	4.51
Issues	3.21
Closing Balance	1.30
			Total	4.51

STATISTICAL RETURNS.

STATISTICAL RETURNS.

Appendix.	Particulars.	Page.
I	List of Chief Officers in His Highness' Government, Jammu and Kashmir, during the Fasli year 1993-94	I
II	List of laws enacted during the Fasli year 1993-94	II
II-A	List of laws in force in His Highness' Government, Jammu and Kashmir, during the Fasli year 1993-94	III
III	Statement showing the cost, strength etc., of the Military Forces for the Fasli year 1993-94	VI
IV	Statement showing the number of crimes committed and the number of cases disposed of during the Fasli year 1993-94.. .. .	VIII
V	Statement showing the working of Police during the Fasli year 1993-94	XIV
VI	Statement showing the value of property stolen and amount of recoveries during the Fasli year 1993-94	XIV
VII	Statement showing the cost, strength etc., of the Police Force for the Fasli year 1993-94	XV
VIII	Statement showing the number of offences reported and dealt with by the Courts during the Fasli year 1993-94	XVI
IX	Statement showing the result of appeals against decisions passed by Criminal Courts during the Fasli year 1993-94	XVII
X	Statement showing the nature and value of original suits filed and disposed of during the Fasli year 1993-94	XVIII
X-A	Statement showing the nature and value of original suits filed and disposed of under the Agriculturists' Relief Regulation during the Fasli year 1993-94	XIX
XI	Statement showing the result of applications for execution of decrees during the Fasli year 1993-94	XX
XI-A	Statement showing the result of applications for execution of decrees under the Agriculturists' Relief Regulation for the Fasli year 1993-94	XXI
XII	Statement showing the number and result of civil appeals during the Fasli year 1993-94 (Exclusive of A. R. R.)	XXII
XII-A	Statement showing the result of appeals in civil suits under the Agriculturists' Relief Regulation during the Fasli year 1993-94	XXIII
XIII	Statement showing the number of prisoners in judicial lock-ups during the Fasli year 1993-94	XXIV
XIV	Statement showing registration of documents during the Fasli year 1993-94	XXV
XV	Statement showing receipts and expenditure on account of registration during the Fasli year 1993-94	XXVI
XVI	Statement showing rainfall during the Fasli year 1993-94	XXVIII
XVII	Abstract of expenditure on Final Heads in the Roads and Buildings Department during the Fasli year 1993-94	XXX
XVIII	Statement showing mileage of canals, total amount of water in cusecs used from each canal and acreage under irrigation during the Fasli year 1993-94.. .. .	XXXI
XIX	Statement showing Agricultural stock, etc. Kashmir Province during the Fasli year 1993-94	XXXII
XIX-A	" " " " " Jammu Province " " " 1993-94	XXXIII
XX	Statement showing the number of Excise shops and Excise revenue during the Fasli year 1993-94	XXXIV
XXI	Statement of medical relief afforded during the Fasli year 1993-94	XXXIV
XXII	Statement of births and deaths registered during the Fasli year 1993-94	XXXV
XXIII	Statement showing particulars of the institutions maintained during the Fasli year 1993-94	XXXVI
XXIII-A	Statement showing particulars of the institutions maintained during the Fasli year 1993-94	XXXVII
XXIV	Statement showing consumption of excisable articles during the Fasli year 1993-94	XXXVIII

APPENDIX I.

List of Chief Officers in His Highness' Government, Jammu & Kashmir, during the Fasil year 1993-94.

Serial No.	Name.	Designation.	Period of Appointment.	
			From	To
1	Lt.-Col. E. J. D. Colvin, I. A., C. I. E.	Prime Minister	15-11-1988	16-11-1993
2	Dewan Bahadur N. Gopaldaswami Ayyangar, B. A., B. L., O. I. E., C. S. I.	" "	26-12-1993	Continues.
3	Sir Barjor Dalal Kt., B. A., Bar-at-Law	Special Minister	4-11-1987	29-8-1993 (a)
4	Major General Nawab Khusrul Jang	Minister-in-Waiting	4-2-1985	Continues.
5	Sir Lal Gopal Mukerji Kt.	Judicial Minister	10-8-1993	"
6	Mr. K. N. Knox, C. I. E., I. C. S.	Revenue	10-8-1993	16-7-1994
7	Wajahat Hussain, Esquire I. C. S.	Home	20-4-1989	18-1-1994
8	Sahibzada Sir Abdus Samad Khan Kt., C. I. E.	" "	19-1-1994	Continues.
9	R. B. Thakur Kartar Singh Ji	Finance	12-5-1989	15-10-1994(b)
10	Pt. Kishen Lal Kichlu	Judge High Court and Revenue Commissioner	10-8-1993	Continues.
11	Khan Bahadur Sheikh Abdul Qayoom, B. A., LL. B.	Chief Justice	10-8-1993	"
12	Kanwar Nichant Chand	Controller Reception	31-4-1987	2-8-1994 (c)
13	Kanwar Bhim Sain	" Shikarkhana	19-3-1989	2-8-1994 (d)
14	Wazir Amin Chand	Controller Mahallat and Ceremonial	1-7-1993	Continues.
15	K. B. Raja Mohammad Afzal Khan, M. A., LL. B.	Governor, Kashmir	10-8-1988	9-8-1991 (e)
16	R. B. Col. Baldev Singh Pathania	Governor, Jammu	3-6-1991	Continues.
17	Pt. Mukand Ram Fotedar, B. Sc. (Agri.)	Director Agriculture	24-1-1989	"
18	Mr. Jagat Prasad, M. A., B. Sc., C. I. E.	Accountant General and Commissioner of Stamps and Head of Income Tax Department	3-12-1991	"
19	R. S. Pt. Ram Chand Kak	Chief Secretary to Government	19-5-1994	"
20	Sh. Ghulam Mohammed, M. A.	Registrar Co-operative Credit Societies S. P. T.	12-8-1991	"
21	Kanwar Hira Singh	Acting Inspector General Customs and Excise	13-5-1994	"
22	Sh. Abdur Rashid	Sessions Judge	3-8-1993	8-8-1994
23	Pt. Thakur Dass, B. A., LL. B.	" "	11-8-1993	28-5-1994 (f)
24	L. Mul Raj	Additional Sessions Judge	13-8-1993	8-8-1994
25	Capt. R. G. Wroford	Director Food Control	8-4-1979	Continues.
26	S. Attar Singh	Director of Land Records and Panchayat Officer	6-5-1993	15-7-1994
27	L. Kishen Chand, B. A., M. I. E.	Chief Engineer, Roads and Buildings	4-4-1985	Continues.
28	M. L. C. Bose, M. I. E.	Chief Engineer, Electrical and Mechanical Departments	1-8-1985	"
29	Sir P. H. Clutterbuck Kt., C. I. E.	Chief Conservator of Forests	20-10-1983	" to end of 19-10-1995 for one year
30	Brigadier H. L. Scott	Chief of the Military Staff	9-3-1993	"
31	Brigadier Rahmat Ullah Khan	Commandant Jammu Brigade	Continues.
32	Brigadier Ghanisar Singh, B. A.	" Kashmir Brigade	"
33	Mr. Abul Hussain, I. B. S., Rtd.	Director of Education	11-3-1993	"
34	Miss Chawne, B. A. (Hons.)	Chief Inspectress of Girls Schools	24-1-1986	"
35	W. H. Archbold, Esquire, I. P.	Inspector General of Police	25-4-1992	"
36	Mr. M. G. Kotibhaskar	Director of Industries and Commerce	2-1-1994	"
37	Lt. Col. G. M. Millar, O. B. E., I. M. S. (Rtd.)	Director of Medical Services	12-11-1980	"
38	Wazir Tej Ram	General Treasurer	1-8-1977	"

(a) The date of his death. (b) From which date he proceeded on leave preparatory to retirement. (c) After this date he went on leave preparatory to retirement. (d) From this date he worked as Controller Twaza. (e) From 13th Maghar 1994 appointed as Revenue Commissioner. (f) From 29th Bhadon 1994 deputed to Judicial Minister's Office.

APPENDIX II.

List of Laws enacted during the year 1993-94.

REGULATIONS.

1. Matches Excise Duty (amendment) Regulation No. 10 of 1993
2. Stamp (amendment) Regulation No. 11 of 1993.
3. A Regulation to amend the Income-tax Regulation No. 12 of 1993.
4. Brick Kila (amendment) Regulation No. 13 of 1993.
5. Criminal Procedure (amendment) Regulation No. 14 of 1994.
6. Water Mills (amendment) Regulation No. 1 of 1994.
7. Possession Tax repealing Regulation No. II of 1994.
8. Co-operative Societies (amendment) Regulation No. III of 1994.
9. Identification of Prisoners Regulation No. IV of 1994.
10. Amendment to Cantonment Regulation Order No. I of 1993.
11. Ladakh Frontier Crossing (amendment) Regulation No. I of 1994.

NOTIFICATIONS.

1. ~~Extension of provisions of the Agriculturist Relief Regulation to the Frontier Wazarat (Notification No. 5-L of 1993).~~
2. Amendment to Electoral Regulation Part IV (Notification No. 6-L of 1993).
3. Notification regarding Cantonment Regulation No. 7-L of 1993.
4. Amendments to Electoral Regulation (Notification No. 1-L of 1994).

APPENDIX II-A.

List of Laws in force in His Highness' Government, Jammu and Kashmir, during the Fasli year 1993-94.

Serial No.	Description (A) Regulation and Law.	Year.	REMARKS
1	The State Gazette Ain No. 12 of 1945	1945	
2	The Law regarding Floating Skins.. .. .	1946	
3	The Rules regarding Arms and Ammunition	1946	
4	The Ranbir Penal Code No. XII of 1989	1955	
5	The Oaths Regulation	1950	
6	The Indian Post Office Act	1952	
7	The Indian Savings Bank Act	1952	
8	The Treasure Trove Rules	1952	
9	The Track Law	1954	
10	The Customs Regulation	1957	
11	The Excise Regulation	1958	
12	The Octroi Regulation	1958	
13	The Fisheries Regulation	1960	
14	The Canal and Drainage Regulation	1963	
15	The Kashmir Silk Protection Regulation	1964	
16	The River Rules	1964	
17	The Small Causes Court Regulation	1968	
18	The Municipal Regulation	1970	
19	The Judicial Officers Protection Regulation	1971	
20	The Criminal Law Amendment Regulation	1971	
21	The Regulation for Prevention of Seditious Meetings	1971	
22	The Explosive Substances Regulation	1971	
23	The Regulation for Prevention of incitement to murder	1971	
24	The Telegraph Regulation	1974	
25	The Food Adulteration Regulation	1975	
26	The Motor Vehicles Regulation	1975	
27	The Criminal Tribes Regulation	1976	
28	The Jammu and Kashmir State Extradition Rules	1976	
29	The Registration of Afghans	1973	
30	The Sri Pratap Jammu and Kashmir Laws (Consolidation) Regulation No. 4 of	1977	
31	The Ancient Monuments Preservation Regulation 5 of	1977	
32	The Bankers Books Evidence Regulation 6 of	1977	
33	The Court Fees Regulation 7 of	1977	
34	The Cattle Trespass Regulation 8 of	1977	
35	The Contract Regulation 9 of	1977	
36	The Civil Procedure Code 10 of	1977	
37	The Companies Regulation 11 of	1977	
38	The Destruction of Records Regulation 12 of	1977	
39	The Evidence Regulation 13 of	1977	
40	The Easements Regulation 14 of	1977	
41	The Explosive Substances Regulation 15 of	1977	
42	The Epidemic Diseases Regulation 16 of	1977	
43	The Fatal Accidents Regulation 17 of	1977	
44	The Gambling Regulation 18 of	1977	
45	The Guardian and Ward Regulation 19 of	1977	
46	The General Clauses Regulation 20 of	1977	
47	The Glanders and Farcy Regulation 21 of	1977	

APPENDIX II-A.—(continued).

Serial No.	Description (A) Regulation and Law.	Year.	REMARKS.
48	The Legal Representatives Suits Regulation 22 of	1977	
49	The Legal Practitioners Regulation 23 of	1977	
50	The Limitation Regulation 24 of	1977	
51	The Lunacy Regulation 25 of	1977	
52	The Majority Regulation 26 of	1977	
53	The Negotiable Instruments Regulation 27 of	1977	
54	The Public Servants Enquiries Regulation 28 of	1977	
55	The Probate and Administration Regulation 29 of	1977	
56	The Partition Regulation 30 of	1977	
57	The Prisons Regulation 31 of	1977	
58	The Petroleum Regulation 32 of	1977	
59	The Prisoners Regulation 33 of	1977	
60	The Poisons Regulation 34 of	1977	
61	The Registration Regulation 35 of	1977	
62	The Succession Property Protection Regulation 36 of	1977	
63	The Specific Relief Regulation 37 of	1977	
64	The Suits Valuation Regulation 38 of	1977	
65	The Succession Certificate Regulation 39 of	1977	
66	The Stamp Regulation 40 of	1977	
67	The Trust Regulation 41 of	1977	
68	The Transfer of Property Regulation 42 of	1977	
69	The State Official Secrets Regulation 43 of	1977	
70	The Muslims Dower Regulation 44 of	1977	
71	The Civil Courts Regulation 46 of	1977	
72	The Usurious Loans Regulation 47 of	1977	
73	The Patents and Designs Regulation 48 of	1977	
74	The Copy-Right Regulation 49 of	1977	
75	The Religious Endowments Regulation 50 of	1977	
76	The Court of Wards Regulation 52 of	1977	
77	The Rules regarding Public Prostitutes	1977	
78	The Kuth Regulation	1978	
79	The Land Revenue Regulation I of	1980	
80	The Tonancy Regulation II of	1980	
81	The Agriculturists' Relief Regulation No. I of	1983	
82	The Police Regulation No. 2 of	1983	
83	The India Treaty of Peace Order 1920	1983	
84	The Infant Marriage Prevention Regulation	1985	
85	The Jammu and Kashmir Vaccination Regulation	1985	
86	The Food Control Regulation of	1986	
87	The Juvenile Smoking Regulation of	1986	
88	The Primary Education Regulation	1986	
89	The Census Regulation of	1987	
90	The Forest Regulation (Forest Manual) of	1987	
91	The Sale of Timber Regulation (Forest Manual) of	1987	
92	The Legal Practitioners Fees Regulation	1988	
93	The Press and Publication Regulation No. I of	1989	
94	The Jammu and Kashmir Army Regulation No. XIV of	1989	
95	The Jammu and Kashmir Army (Suspension of sentences) Regulation No. XV of	1989	

APPENDIX II-A.—(concluded).

Serial No	Description (A) Regulation and Law.	Year.	REVISIONS
96	The State Soldiers Litigation Regulation of	1980	
97	The Sapphire Mines Regulation No. XVI of	1989	
98	The Water Mills Regulation No. XVII of	1989	
99	Criminal Procedure Code 23 of	1989	
100	Jammu and Kashmir Cinematograph Regulation No. 24 of	1989	
101	Hindu Widows' Remarriage and Property Regulation No. 29 of	1989	
102	Plant and Crop Protection Regulation No. 1 of	1990	
103	Town Area Regulation No. 4 of	1990	
104	Village Sanitation Regulation No. 5 of	1990	
105	The Jammu Alienation of Land Regulation No. 6 of	1990	
106	The Kashmir Alienation of Land Regulation No. 7 of	1990	
107	Revised Land Acquisition No. 10 of	1990	
108	Electoral Regulation No. 14 of	1990	
109	Cruelty to Animals Prevention Regulation No. 13 of	1990	
110	Assembly Regulation No. 1 of 1991	1991	
111	Registration of Arms Regulation (Jammu Province) No. 2 of	1991	
112	Biolors Regulation No. 4 of	1991	
113	The Jammu and Kashmir Electricity Regulation No. 6 of	1991	
114	The Income Tax Regulation No. 9 of	1991	
115	The Cantonment Regulation No. 10 of	1991	
116	Suppression of Immoral Traffic in Women Regulation No. 11 of	1991	
117	The Panchayat Regulation No 1 of	1992	
118	Matches (Excise Duty) Duty Regulation No. 4 of	1992	
119	Mechanical Lighters (Excise Duty) Regulation No. 5 of	1992	
120	Soap (Excise Duty) Regulation No VII of	1992	
121	The Kashmir Valley Embankment Regulation No. VIII of	1992	
122	The Jammu and Kashmir State Aid to Industries Regulation No. IX of	1992	
123	Ladakh Frontier Crossing Regulation Order No. 1 of	1992	
124	Criminal Law amendment Regulation No. 1 of	1993	
125	Right of Prior Purchase Regulation No. II of	1993	
126	Co-operative Credit Societies Regulation No. VI of	1993	
127	Jammu and Kashmir Aid to Agriculturist Land Improvement Regulation No. VII of	1993	
128	The Game Laws Notification of	1993	
129	Possession Tax Repealing Regulation No. 2 of	1994	
130	Identification of Prisoners Regulation IV of	1994	
131	Notification No. 24 of 1938 to provide against instigation to the refusal of certain liabilities	
132	Notification 19-L of 1938 promulgated by Notification No 3-L of 1990 (Kashmir)	
133	Notification 19-L of 1938 promulgated by Notification No 4-L of 1990 (Jammu)	

NOTE.—The principles of Hindu and Mohammadan and the Customary Laws are followed by the Courts under Section 4 of the Sri Pratap Jammu and Kashmir Laws (Consolidation) Regulation, 1977.

The principles of the British India Law relating to Torts are followed by the State Courts under authority of section 4 of the Sri Pratap Jammu and Kashmir Laws (Consolidation) Regulation, 1977.

Circular No. 201 of 11-1-1996 permits the State Courts to seek guidance from the principles of British Indian Laws in so far as such Laws are not inconsistent with any law, rule or order enacted or expressly declared in force in the State.

The list is intended for reference only and is not intended to effect the operation of any law, rule or order included in or omitted from it.

APPENDIX III.

Statement showing the Cost, Strength and other particulars of the Military Forces in His Highness' Government, Jammu and Kashmir, for the Fasli year 1993-94.

Arms in service.	No. of fighting officers and men.						At the end of the current year.	Detail of forces at the end of the current year.						Total cost on account of pay and allowances of the forces including followers.	REMARKS.
	At the end of the last year.	Recruited or received in transfer.	CASUALTIES.					Regiments.	Guns.	NO. OF OFFICERS.		NUMBER OF MEN.			
			Died.	Transferred.	Discharged.	Deserted.				British Officers.	Indian Commissioned Officers.	Rank and File.	Followers.		
1	2	3	4	5	6	7	8	9	10	11	12	13	14	15	16
Jammu and Kashmir Body Guard Cavalry	525	148	2	3	20	..	648	1	37	611	263	Rs. 2,67,512	
Total ..	525	148	2	3	20	..	648	1	37	611	263	2,67,512	
1st Jammu & Kashmir Mountain Battery ..	258	26	..	9	17	..	259	1	4	..	8	250	33	96,389	
2nd Jammu & Kashmir Mountain Battery ..	259	22	1	12	13	..	255	1	4	..	8	247	31	90,558	
Total ..	517	48	1	21	30	..	513	2	8	..	16	497	64	1,86,947	
1st Kashmir Infantry ..	762	55	4	11	49	2	761	1	16	..	33	718	51	2,45,588	
2nd Kashmir Rifles ..	739	84	..	9	53	2	759	1	16	..	32	727	52	2,57,050	
3rd Kashmir Rifles ..	768	63	6	7	54	2	762	1	16	..	34	728	51	1,99,366	
4th Kashmir Infantry	758	60	5	14	41	..	758	1	16	..	31	727	52	1,93,311	
5th Kashmir Light Infantry ..	765	51	2	7	39	..	768	1	16	..	30	738	51	1,78,902	
6th Kashmir Infantry	762	51	1	13	27	1	766	1	16	..	33	733	52	2,42,424	
7th Kashmir Infantry	771	34	1	9	29	..	766	1	15	..	33	733	52	2,48,431	
Training Battalion ..	319	696	2	372	11	3	627	1	25	602	42	1,42,145	
Training School ..	12	11	..	11	12	1	8	..	7	5	7	18,330	
Total ..	5,056	1,105	21	458	303	10	5,969	9	119	..	258	5,711	410	17,25,867	
Army Minister's office	1	1	1	..	6	4,587	
Chief of the Military Staff's office ..	3	2	2	..	3	2	1	..	9	59,600	
Adjutant & Quarter Master General's office	2	1	1	2	2	..	26	31,324	
General Staff Officer's office ..	4	3	..	3	4	4	..	10	27,712	
Director Military Farms' office ..	1	1	1	..	12	6,818	
Total ..	11	6	1	3	2	..	11	2	9	..	63	1,30,041	
Jammu Brigade ..	2	1	..	1	2	2	..	11	20,031	
Kashmir Brigade ..	2	1	..	1	2	2	..	8	19,836	
Total ..	4	2	..	2	4	4	..	19	39,917	
GRAND TOTAL ..	6,713	1,309	25	487	355	10	7,145	12	127	2	324	6,819	819	23,50,284	

APPENDIX IV.

Statement showing the number of crimes committed, number of cases disposed of and persons,

Serial No.	Offence.	No. of OFFENCES.			No. of cases disposed of during the past year.	No. of cases disposed of during the current year.	No. of persons arrested.	No. of persons convicted.	NO. OF PERSONS SENTENCED.							
		Balance from the past year.	Committed during the current year.	Total.					Imprisonment.		Imprisonment and fine.		Fine only.	Whipping.	Capital punishment.	Total.
									Simple.	Rigorous.	Simple.	Rigorous.				
1	2	3	4	5	6	7	8	9	10	11	12	13	14	15	16	17
CLASS I.																
1	231, 254 and 489 R. P. C.	3	2	5	2	2	6
2	212 and 216	5	8	13	4	9	18	2	1	1	2
3	224, 225	6	8	14	6	9	38	8	..	2	..	6	8
4	143 to 158	24	95	119	57	60	584	122	..	9	4	74	28	7	..	122
5	140, 141, 170 to 173	2	3	5	8	4	8	2	..	1	..	1	2
	Total	40	116	156	77	84	654	134	..	12	4	82	29	7	..	134
CLASS II.																
1	296 and 302 R. P. C.	24	46	70	32	29	117	17	..	9	..	3	5	17
2	307	1	9	10	8	5	19	7	..	1	..	6	7
3	304 and 308	12	30	42	24	17	72	17	..	2	..	15	17
4	376	3	12	15	5	8	19	8	6	..	2	..	8
5	377	1	7	8	5	5	10	1	1	1
6	317 to 318	1	1	2	..	1	1	1	..	1	1
7	305, 306, and 309 R. P. C.	3	12	15	10	4	8	2	1	1	2
	328 to 333	21	39	60	38	26	126	41	2	38	1	41
9	325	46	144	192	135	123	230	36	..	9	..	27	36
10	324 and 326	25	101	126	77	74	141	18	..	4	1	13	18
11	363 to 369	50	64	114	66	43	211	38	..	5	..	33	38
12	372 to 373
13	304-A, 337 to 338	8	24	32	21	18	23	8	..	1	..	3	4	8
14	353 to 354	27	53	80	76	46	124	19	1	..	3	8	7	19
15	342 and 348	4	4	8	2	5	21
	Total	228	540	774	49	404	1,122	213	2	32	6	153	13	2	5	213

IV,

and cases awaiting trial in His Highness' Government, Jammu and Kashmir, during the Fashî year 1993-94.

18	19	20	TERMS OF IMPRISONMENT										AWAITING TRIAL.		REMARKS.
			21	22	23	24	25	26	27	28	29	30	31	32	
			Under 1 month.	From 1 to 2 months.	From 2 to 3 months.	From 3 to 6 months.	From 6 to 12 months.	From 1 to 2 years.	From 2 to 3 years.	From 3 to 5 years.	Above 5 years.	Transportation.	Cases.	Persons.	
18	19	20	21	22	23	24	25	26	27	28	29	30	31	32	33
2	3	4	
4	1	4	11	169/1.
25	3	1	1	3	3	5	
235	27	51	8	1	53	205	169/17 Discharged=5.
4	1	1	1	1	Discharged=1.
270	32	52	9	5	64	226	169/18 Discharged.
56	2	1	9	37	41	169/3.
9	2	3	1	1	5	3	
10	1	..	3	2	3	3	4	1	25	29	169/5 Discharged=1.
4	1	..	4	1	6	7	
8	1	3	1	
..	1	1	..	
2	1	10	3	169/1.
42	2	4	1	7	18	8	33	30	169/10 Discharged=3.
147	4	3	1	12	8	2	4	2	59	47	
04	3	1	3	3	1	5	2	45	29	
82	1	1	9	12	12	3	66	62	169/19 Discharged=10.
..	
10	1	..	1	1	1	11	5	
73	..	1	4	4	..	3	1	31	29	169/1 Discharged=1.
14	2	..	169/7.
16	..	1	14	12	8	28	44	37	26	9	5	10	334	286	169/40 Discharged=13.

Serial No.	Offences.	NO. OF OFFENCES.					NO. OF PERSONS SENTENCED.									
		Balance from past year.	Committed during the current year.	Total.	No. of cases disposed of during the past year.	No. of cases disposed of during the current year.	No. of persons arrested.	No. of persons convicted.	Imprisonment.		Imprisonment and fine.		Fine only.	Whipping.	Capital punishment.	Total.
									Simple.	Rigorous.	Simple.	Rigorous.				
1	2	3	4	5	6	7	8	9	10	11	12	13	14	15	16	17
CLASS III.																
1	395 to 398 R. P. C.	15	17	32	10	8	70	12	..	1	..	11	12
2	399 to 400
3	392 and 394	10	20	30	16	11	38	4	..	1	..	3	4
4	270, 281, 433, 436 to 440	6	23	29	11	11	27	9	..	2	..	7	9
5	428 and 429	8	20	34	15	8	35	5	4	1	5
6	453 to 460	359	708	1,127	264	248	534	206	3	33	1	162	17	206
7	449 to 452	18	64	82	46	42	98	19	2	14	3	19
	Total ..	416	918	1,324	354	328	802	255	3	37	3	191	21	255
CLASS IV.																
1	343 to 348 R. P. C. ..	3	10	13	15	6	20	3	3	3
2	336 to 338	15	24	39	30	22	33	8	1	4	3	8
3	335	1	..	1	1	1	1
	Total ..	19	34	53	52	29	54	11	4	4	3	11
CLASS V.																
1	379 & 382 (Cattle-lifting) R. P. C.	36	111	147	71	54	151	36	..	11	2	23	36
2	379 and 382 (Theft)	132	350	488	204	190	370	125	11	31	2	70	9	2	..	125
3	406 and 409	18	31	49	35	25	38	17	..	1	1	12	3	17
4	411 to 414	42	96	138	119	69	136	50	2	11	..	35	2	50
5	447 to 418	13	51	64	39	44	128	26	4	1	1	5	15	26
6	401 and 402	2
7	419 and 420	6	21	27	22	11	42	14	1	13	14
	Total ..	247	666	913	492	399	871	268	18	55	6	158	29	2	..	268
Total from class 1st to Class 5th		950	2,280	3,230	1,474	1,244	3,503	881	23	136	23	583	95	11	6	881

(continued).

No. of persons confined for being insane.	No. of persons died during or before trial.	TERMS OF IMPRISONMENT.										AWAITING TRIAL.		REMARKS.
		Under 1 month	From 1 to 2 months.	From 2 to 3 months.	From 3 to 6 months.	From 6 to 12 months.	From 1 to 2 years.	From 2 to 3 years.	From 3 to 5 years.	Above 5 years.	Transportation.	Cases.	Persons.	
19	20	21	22	23	24	25	26	27	28	29	30	31	32	
..	1	1	3	5	2	..	14	15	169/3.
..
..	1	1	2	..	15	12	169/1.
..	2	1	..	5	1	12	8	..
..	..	2	2	24	13	19/7.
..	1	19	14	12	43	55	17	19	8	2	..	304	111	169/18 Discharged=3.
..	..	7	4	1	2	..	1	..	1	28	18	..
..	1	23	23	14	40	56	1	27	16	0	..	487	180	169/29 Discharged, 497/3=3.
..	..	3	7	7	..
..	..	5	13	6	..
..
..	..	8	20	13	..
..	..	11	6	3	4	5	5	2	74	65	169/5 Discharged=3
..	..	41	20	16	18	8	8	2	1	171	82	169/1.
..	..	1	..	1	2	5	2	3	21	5	169/5.
..	..	6	10	7	21	4	63	34	169/4.
..	..	9	..	2	19	22	Discharged=1.
..
..	..	5	1	..	2	4	..	1	..	1	..	15	15	..
..	..	73	37	29	47	26	15	8	1	1	..	363	223	169/24 Discharged=4.
..	2	155	124	60	126	126	70	61	26	12	10	1,203	928	169/117 Discharged, 28 493

Serial Number.	Offences.	No. of Offences.			No. of cases disposed of during the past year.	No. of cases disposed of during the current year.	No. of persons arrested.	No. of persons convicted.	No. of Persons Sentenced.							
		Balance from past year.	Committed during the current year.	Total.					Imprisonment.		Imprisonment and fine.		Fine only.	Whipping.	Capital punishment.	Total.
									Simple.	Rigorous.	Simple.	Rigorous.				
1	2	3	4	5	6	7	8	9	10	11	12	13	14	15	16	17
CLASS VI.																
1	109, 110 Cr. P. C. ..	57	259	336	202	187	339	124	74	50	124
2	292, 295, 298 R. P. C. ..	9	27	36	24	16	103	24	..	1	..	23	24
3	285, 287, 289	4	4	16	3	4	1	1	1
4	279, 283 ..	15	22	37	29	25	32	15	1	4	10	15
5	U/S 52 Postal Act. ..	1	3	4	1	1	1
6	.. 4, 6, Forest Act. ...	35	93	128	71	9	137	49	6	1	11	7	24	49
7	180, 190, 277, 211, 171, 505, 145, 160, 665, 514, 403, 153... ..	4	29	32	47	19	50	11	2	9	11
8	U/S 3, 4 Gambling Act ...	1	16	17	19	7	60	18	3	15	18
9	182 R. P. C. ...	56	123	179	156	91	154	35	..	1	3	6	25	35
10	453	1	1	1
11	36 Police Act ...	9	1,679	1,688	322	1,686	1,691	1568	1	..	1,567	1,568
12	Motor Regulation ..	20	316	342	168	293	337	263	263	263
13	183 R. P. C. ..	43	277	320	143	192	336	223	23	6	34	107	53	223
14	Kuth Regulation ...	14	30	44	38	21	61	19	..	3	..	10	6	19
15	Regulation 19-L Section 6 ...	1	..	1	4	1	2
16	River Rules ..	2	6	8	10	5	6	4	1	3	4
17	Arms Act ...	14	30	44	36	25	45	18	..	2	..	2	14	18
18	Notification No. 7	1	1	..	1	1	1	1	1
19	Cruelty to animals ..	3	319	322	28	305	323	304	304	304
20	Game Laws Regulation	2	2	4	1	2	1	1	1
21	Regulation Town Area Committee	37	37	..	37	37	29	29	29
22	K. V. Food Contro Regulation ..	12	13	25	47	25	53	11	1	10	11
23	Press Regulation	1	1	1
24	Regulation for illicit traffic in women ...	16	16	32	35	13	47	7	..	5	..	2	7
25	Birth & Death Regulation	63	63	..	63	123	123	123	123
26	108 Cr. P. C.	3	3	..	3	3	3	1	2	3
Total ..		338	3,360	3,707	1,401	3,059	3,957	2,851	111	71	50	164	2,455	2,851
Total from class 1st to class 6th		1,288	5,649	6,937	2,875	4,303	7,460	3,732	134	207	73	752	2,550	11	5	3,732

IV - (concluded).

18	19	20	TERMS OF IMPRISONMENT.										AWAITING TRIAL.		REMARKS.	
			21	22	23	24	25	26	27	28	29	30	31	32		
			Under 1 month.	From 1 to 2 months.	From 2 to 3 months.	From 3 to 6 months.	From 6 to 12 months.	From 1 to 3 years.	From 2 to 3 years.	From 3 to 5 years.	Above 5 years.	Transportation.	Cases.	Persons.		
67	43	73	8	146	147	Absconded=1	
47	2	2	9	6	2	..	3	..	12	20	169/2 Discharged=1	
3		
11	3	1	1	10	6		
1	2	..		
50	23	1	1	78	28	169/10.	
23	2	13	25		
16	3	10	26		
59	..	1	7	3	83	59		
121	1	2	2		
30	49	44		
58	45	104	12	8	1	112	55		
13	4	3	4	1	1	14	27	407/2.	
2		
2	4	3	..		
10	2	1	..	1	19	17		
..		
3	16	16		
..	1	1		
8		
42	1		
..	1	1		
13	3	3	1	19	27		
..		
..	1	..	2		
570	..	1	99	117	19	55	86	14	3	..	3	..	590	510	169/12, 497/2 Discharged=1 Absconded=1	
3,123	..	3	254	241	79	181	212	84	64	26	15	10	1,858	1,433	169/129, 497/5 Discharged=29	

APPENDIX V.

Statement showing the working of Police in His Highness' Government, Jammu and Kashmir, during the Fasli year 1993-94.

Province.	No. of offences.		No. of accused arrested.		No. of accused sent for trial.		No. of accused convicted.		No. of accused acquitted or discharged.		Percentage of convicted to arrested.		Percentage of convicted to sent for trial.	
	Past year.	Present year.	Past year.	Present year.	Past year.	Present year.	Past year.	Present year.	Past year.	Present year.	Past year.	Present year.	Past year.	Present year.
1	2	3	4	5	6	7	8	9	10	11	12	13	14	15
Jammu ..	2,061	2,303	2,229	2,868	2,250	2,613	1,197	1,494	1,053	1,119	53.71	52.92	53.2	57.17
Kashmir ..	1,694	2,230	1,970	3,537	1,970	3,537	1,113	2,240	852	1,006	56.4	63.33	56.4	63.33
Total ..	3,755	5,533	4,199	6,405	4,220	6,150	2,310	3,734	1,905	2,125	55.1	58.2	54.7	60.7

APPENDIX VI.

Statement showing the value of property stolen and the amount of recoveries in His Highness' Government, Jammu and Kashmir, during the Fasli year 1993-94.

Province.	Amount stolen.				Amount recovered.				Percentage of recoveries to property stolen.		REMARKS.
	Past year.		Present year.		Past year.		Present year.		Past year.	Present year.	
1	2		3		4		5		6	7	8
Jammu ..	Rs.	A. P.	Rs.	A. P.	Rs.	A. P.	Rs.	A. P.	37.7	23.76	
	68,546	0 0	73,497	0 6	25,699	4 10½	17,465	7 0			
Kashmir ..	68,205	4 3	82,955	8 3	21,228	8 0	32,195	10 6	31.08	38.81	
Total ..	1,36,751	4 3	1,56,452	8 9	46,972	12 10½	49,661	1 6	34.28	31.7	

APPENDIX VIII.

Statement showing the number of offences reported and dealt with by the various Courts in His Highness' Government, Jammu and Kashmir, during the Fasli year 1993-94.

Name of Courts.	Number of offences reported during the year.		Remaining at the end of last year.	Number of persons dealt with.					TOTAL.			Persons disposed of			Died, escaped or transferred.	Persons remaining at the end of the year.	REMARKS.
	Past year.	Present year.		BROUGHT TO TRIAL.					Past year.	Present year.	Discharged without trial.	Acquitted.	Convicted.	Committed or referred.			
				Arrested by Police.	Upon Warrant.	On Summons.	Voluntary.	Arrived from other Departments, etc.									
1	2	3	4	5	6	7	8	9	10	11	12	13	14	15	16	17	18
High Court of Judicature ...	20	21	7	...	4	31	35	1	13	21	23	
Sessions Judges, District Magistrates, Additional District Magistrates and 1st Class Magistrates ...	16,181	14,843	3,907	3,644	4,156	13,080	640	2,259	27,498	27,686	5,576	4,177	8,682	135	2,175	6,541	
2nd class Magistrates ...	2,728	2,308	1,200	832	968	3,549	1	58	6,821	6,608	2,735	1,481	938	8	301	1,145	
3rd " " ...	1,490	1,520	799	178	860	2,978	13	7	4,961	4,835	1,986	1,249	481	5	116	998	
Total ...	22,399	18,771	5,906	4,654	5,984	19,507	654	2,324	39,280	39,029	10,297	6,907	10,001	148	2,592	9,084	

APPENDIX IX.

Statement showing the results of Appeals against decisions passed by Criminal Courts in His Highness' Government, Jammu & Kashmir, during the Fasli year 1993-94.

Tribunals.	No. of applications.	No. of persons and cases.																REMARKS.
		Applications rejected.		SENTENCES.						Proceedings quashed.		Referred.		Further enquiry etc. ordered.		Pending.		
				Confirmed.		Modified.		Reversed.										
		Persons.	Cases.	Persons.	Cases.	Persons.	Cases.	Persons.	Cases.	Persons.	Cases.	Persons.	Cases.	Persons.	Cases.	Persons.	Cases.	
1	2	3	4	5	6	7	8	9	10	11	12	13	14	15	16	17	18	19
High Court of Judicature ...	478	468	295	94	61	141	63	31	11	82	48	
Sesions Judges and Frontier Wazirs ...	736	360	254	259	174	260	193	43	32	109	83	
Other Appellate Courts ...	358	142	113	87	62	203	145	29	16	26	22	
Total ...	1,572	970	662	440	297	604	401	103	59	217	153	

APPENDIX X.

Civil Work—Nature and value of original suits filed and disposed of in His Highness' Government, Jammu and Kashmir, during the Fasli year 1993-94. (Exclusive of A. R. R.)

Tribunal.	Opening Balance.		Filed during the year, or on remand.		Total.		Disposed of during the year.		Closing balance.		Suits filed during the present year.								Suits disposed of during the present year.						
	Past year.	Present year.	Past year.	Present year.	Past year.	Present year.	Past year.	Present year.	Past year.	Present year.	Value.	Suits regarding landed property.	Suits for money transaction.	Suits for other rights.	No. of suits under Rs. 100.	No. of suits above Rs. 100 and under Rs. 500.	No. of suits above Rs. 500 and under Rs. 1,000.	No. of suits above Rs. 1,000 and under Rs. 5,000.	No. of suits above Rs. 5,000.	Ex parte.	Admitted and compromised.	Struck off the file.	Otherwise disposed of.	Value.	Average duration.
1	2	3	4	5	6	7	8	9	10	11	12	13	14	15	16	17	18	19	20	21	22	23	24	25	26
Courts exercising unlimited powers ...	59	55	105	44	164	99	109	42	55	57	Rs. 1,23,040	5	21	18	7	8	6	6	6	9	21	Rs. 1,04,597	Days. 284
Courts exercising powers upto Rs. 5,000 ...	520	497	1,702	2,098	2,222	2,595	1,725	1,981	497	614	4,13,348	213	1,717	168	925	508	167	117	...	399	737	312	533	3,47,352	99
Courts exercising powers upto Rs. 1,000 ...	1,636	1,694	4,735	4,730	6,371	6,424	4,677	4,579	1,694	1,845	6,86,589	341	3,855	534	2,472	923	460	794	1,614	755	1,416	3,00,630	190
Courts exercising powers upto Rs. 500 ...	30	263	1,262	971	1,292	1,234	1,029	929	263	305	78,538	20	724	227	554	167	3	170	351	64	344	74,335	149
Courts exercising powers upto Rs. 100 ...	77	73	239	318	316	391	243	285	73	106	27,867	21	286	11	286	35	83	58	109	24,378	51
Courts exercising powers upto Rs. 50 ...	25	37	252	161	277	198	240	177	37	21	6,723	...	76	85	76	55	26	35	61	5,616	144
Judge, Small Causes Court	548	696	2,416	2,095	2,964	2,791	2,268	2,255	696	506	3,46,583	...	2,025	70	1,576	449	558	764	66	897	24,899	558
Total ...	2,895	3,315	10,711	10,417	13,606	14,732	10,291	10,278	3,315	3,454	16,82,688	600	8,704	1,113	5,889	2,047	637	125	6	2,017	3,581	1,299	3,381	12,81,807	...

(IIIAX)

APPENDIX X-A.

Civil Work under A. R. R.—Nature and value of original suits filed and disposed of in His Highness' Government, Jammu and Kashmir, during the Fasli year 1993-94.

Tribunal.	Opening balance		Filed during the year, received by transfer or on remand.		Total.		Disposed of during the year.		Closing balance.		Suits filed during the present year.								Suits disposed of during the present year.							
	Past year.	Present year.	Past year.	Present year.	Past year.	Present year.	Past year.	Present year.	Past year.	Present year.	Value.	Suits regarding landed property.	Suits for money transaction.	Suits for other rights.	No. of suits under Rs. 100.	No. of suits above Rs. 100 and under Rs. 500.	No. of suits above Rs. 500 and under Rs. 1,000.	No. of suits above Rs. 1,000 and under Rs. 5,000.	No. of suits above Rs. 5,000.	Ex parte.	Admitted and compromised.	Struck off the file.	Otherwise disposed of.	Value.	Average duration.	
1	2	3	4	5	6	7	8	9	10	11	12	13	14	15	16	17	18	19	20	21	22	23	24	25	26	
Courts exercising unlimited powers.	Jammu ...	187	212	1,011	1,018	1,198	1,230	936	951	212	279	Rs. 1,61,308	...	1,007	11	575	356	52	24	...	120	324	97	410	Rs. 3,02,151	Days. 59
	Kashmir ...	126	145	443	805	569	950	424	751	145	199	1,42,325	...	717	88	492	147	72	6	...	114	324	66	247	1,06,469	74
Courts exercising powers upto Rs. 500	Jammu ...	647	660	2,510	2,301	3,157	2,961	2,407	2,294	660	667	2,46,440	...	2,285	16	1,487	798	405	854	387	648	2,34,218	61
	Kashmir ...	584	716	1,931	2,048	2,515	2,764	1,799	1,771	716	993	1,78,822	...	1,860	188	1,524	336	205	937	178	451	2,38,699	79
Courts exercising powers upto Rs. 100.	Jammu ...	36	52	347	391	383	443	31	347	52	96	26,087	...	391	...	391	24	78	29	216	23,869	68
	Kashmir ...	67	128	414	356	481	484	35	308	128	176	13,558	...	326	30	325	1	70	130	7	101	6,979	200
Total ...	1,647	1,913	6,656	6,919	8,303	8,827	6,390	6,422	1,913	2,410	7,63,540	...	6,586	333	4,794	1,638	124	30	...	938	2,647	764	2,073	9,12,385	-	

(XIX)

APPENDIX XI.

Civil Work—Results of Applications for Execution of Decrees in His Highness' Government, Jammu and Kashmir, for the Fasli year 1993-94. (Exclusive of A. R. R.)

Tribunal.	Opening balance.		Value of opening balance for present year.	Applications brought to the Register.			Total.			Disposed of.			Closing balance.			Nature of applications pending disposal at the close of			REMARKS.
	Past year.	Present year.		Past year.	Present year.	Value for present year.	Past year.	Present year.	Value for present year.	Past year.	Present year.	Value for present year.	Past year.	Present year.	Value for present year.	Below 6 months.	Below 12 months.	Above 12 months.	
1	2	3	4	5	6	7	8	9	10	11	12	13	14	15	16	17	18	19	20
			Rs.			Rs.			Rs.			Rs.			Rs.				
Courts exercising unlimited powers ...	158	161	9,74,449	133	87	4,99,416	291	248	14,73,865	130	102	6,42,183	161	146	8,31,632	47	49	50	
Judge, Small Causes Court, Srinagar ...	1,238	1,319	1,03,933	2,100	2,212	2,80,781	3,348	3,531	3,84,714	2,019	2,369	2,73,041	1,319	1,162	1,11,673	1,054	92	16	
Courts exercising powers upto Rs. 5,000	5,037	4,095	9,69,897	8,879	10,009	16,52,752	13,916	14,104	26,22,649	9,821	8,764	18,77,512	4,095	5,340	7,45,177	3,078	1,654	608	
Courts exercising powers upto Rs. 500	613	695	53,518	1,279	1,238	1,08,450	1,892	1,933	1,61,968	1,197	995	1,10,805	695	938	51,163	512	351	75	
Total ...	7,046	6,270	21,01,707	12,391	13,546	26,31,399	19,437	19,816	47,33,196	13,167	12,230	29,03,541	6,270	7,586	18,29,655	4,691	2,146	749	

APPENDIX XI-A.

Civil Work—Results of Applications for Execution of Decrees under the Agriculturists' Relief Regulation, in His Highness' Government, Jammu and Kashmir, during the Fasli year 1993-94.

Tribunal.	Opening balance.		Value of opening balance for present year.	Applications brought to the Register.			Total.			Disposed of.			Closing balance.			Nature of applications pending disposal at the close of.			REMARKS.
	Past year.	Present year.		Past year.	Present year.	Value for present year.	Past year.	Present year.	Value for present year.	Past year.	Present year.	Value for present year.	Past year.	Present year.	Value for present year.	Below 6 months.	Below 12 months.	Above 12 months.	
1	2	3	4	5	6	7	8	9	10	11	12	13	14	15	16	17	18	19	20
			Rs.			Rs.			Rs.			Rs.			Rs.				
Courts exercising unlimited powers.	Jammu ...	595	727	1,31,550	2,041	1,686	4,24,617	2,636	2,413	5,56,167	1,909	1,816	4,21,579	727	597	1,34,588	487	87	23
	Kashmir ...	277	381	1,13,945	664	915	1,65,209	941	1,296	2,79,154	560	858	1,83,269	381	438	95,885	341	89	8
Courts exercising powers upto Rs. 500.	Jammu ...	1,346	1,326	2,32,322	3,2	3,	3,67,046	4,627	4,397	5,99,368	3,301	3,351	4,76,562	1,326	1,046	1,22,306	746	228	72
	Kashmir ..	389	312	24,697	886	1,268	1,10,863	1,277	1,610	1,35,560	935	810	84,552	342	800	51,008	409	251	137
Courts exercising powers upto Rs. 100.	Jammu ...	43	41	1,748	148	137	5,445	191	178	7,193	150	133	5,210	41	45	1,983	41	2	2
	Kashmir ...	77	142	10,034	261	260	18,248	338	411	2,14,789	196	175	14,626	142	236	14,256	182	48	6
	Total	2,727	2,959	5,14,896	7,283	7,346	10,91,428	10,010	10,305	17,92,231	7,051	7,143	11,85,798	2,959	3,162	4,50,226	3,206	708	248

(xxi)

APPENDIX XII.

Civil Work—Number and Result of Appeals in Civil Suits in His Highness' Government, Jammu and Kashmir, during the Fasli year 1993-94 (Exclusive of A. R. R.),

Tribunal.	Opening balance.		Filed during		Total.		Disposed of during		Closing balance.		Value of appeals filed during		How DISPOSED OF										Average duration.		REMARKS.
	Past year.	Present year.	Past year.	Present year.	Past year.	Present year.	Past year.	Present year.	Past year.	Present year.	Past year.	Present year.	Decisions confirmed.		Decisions reversed.		Decisions amended.		Cases remanded for retrial.		Cases compromised or otherwise disposed of.		Past year.	Present year.	
													Past year.	Present year.	Past year.	Present year.	Past year.	Present year.	Past year.	Present year.	Past year.	Present year.			
1	2	3	4	5	6	7	8	9	10	11	12	13	14	15	16	17	18	19	20	21	22	23	24	25	26
											Rs.	Rs.											Y. M. D.	Y. M. D.	
High Court of Judicature ...	258	265	284	246	542	511	277	254	265	257	5,33,172	6,14,879	204	216	54	36	9	1	4	4	6	3	
District & Sessions Judge, Jammu ...	132	64	174	242	306	306	242	169	64	137	1,54,438	3,18,567	121	80	63	37	29	27	15	21	14	4	0 7 24	0 0 145	
District & Sessions Judge, Kashmir ...	44	102	140	109	184	211	62	134	102	77	32,800	33,093	37	53	2	3	37	57	5	18	1	3	0 0 99	0 0 184	
" " " Leh	1	5	13	5	14	4	8	1	6	858	1,072	3	6	1	2	0 0 09	0 0 70	
Appellate Courts ...	32	39	145	153	177	192	138	141	39	51	34,469	15,110	70	64	32	32	9	15	20	13	7	17	0 0 88	0 0 121	
Total ...	466	471	748	763	1,214	1,234	743	706	471	528	7,55,737	9,77,721	435	413	152	110	84	100	44	56	28	27	

APPENDIX XII-A.

Civil Work—Number and Result of Appeals in Civil Suits under the Agriculturists' Relief Regulation, in His Highness' Government, Jammu and Kashmir, during the Fasli year 1993-94.

Tribunal.	Opening balance.		Filed during		Total.		Disposed of during		Closing balance.		Value of appeals filed during		HOW DISPOSED OF.															
	Past year.	Present year.	Past year.	Present year.	Past year.	Present year.	Past year.	Present year.	Past year.	Present year.	Past year.	Present year.	Decisions confirmed.		Decisions reversed.		Decisions amended.		Cases remanded for retrial.		Cases compromised and otherwise disposed of.		Average duration.					
													Past year.	Present year.	Past year.	Present year.	Past year.	Present year.	Past year.	Present year.	Past year.	Present year.	Past year.	Present year.	Past year.	Present year.	Past year.	Present year.
District & Sessions Judge, Jammu ..	1	2	5	10	6	12	4	12	2	..	7,949	9,432	2	7	..	2	2	2	..	1	0	4	2	0	0	31
Other Appellate Courts, Jammu ...	21	9	35	21	56	30	47	21	9	9	6,098	5,115	17	12	5	2	13	1	6	5	6	1	0	1	19	0	0	77
District & Sessions Judge, Kashmir ...	1	3	6	7	7	10	4	7	3	3	3,002	1,459	..	3	..	1	2	1	1	2	1	..	0	0	66	0	0	121
Other Appellate Courts, Kashmir ...	8	6	24	21	32	27	26	21	6	6	1,922	3,256	8	5	9	8	..	5	6	4	2	4	0	0	41	0	0	48
Total ...	31	20	70	59	101	79	81	61	20	18	13,871	19,262	27	27	14	13	17	2	12	15	11	4	

APPENDIX XIII.

Statement showing the Number of Prisoners in the Judicial Lock-ups in His Highness' Government, Jammu and Kashmir, during the Fasli year 1993-94.

Station.	No. of lock-ups.	No. of Prisoners.				No of prisoners remaining at the end of the year.	Total cost of prisoners and lock-ups.	Remarks showing mortality among convicts in Jails and Lock-ups.
		Remaining at the end of last year.	Admitted during the present year.	Total.				
				Past year.	Present year.			
1	2	3	4	5	6	7	8	9
Jammu	13	8	502	597	510	30	Rs. a. p. 2,084 12 6	
Kashmir	16	35	1,333	1,391	1,368	32	6,370 0 0	
Leh	3	29	36	29	8	404 0 0	
Total	32	43	1,864	2,024	1,907	70	8,858 12 6	

APPENDIX XIV.

Statement showing Registration of Documents in His Highness' Government, Jammu and Kashmir, during the Fasli year 1993-94.

Name of Province.	Documents presented for registration.		NATURE OF DOCUMENTS PRESENTED.								Documents registered.		Value of documents registered.		Documents of which registry has been refused.		Documents remaining unregistered pending enquiry at the end of year.		REMARKS.		
	Past year.	Present year.	Mortgages.		Sale-deeds.		Wills.		Money-bonds.		Miscellaneous.		Past year.	Present year.	Past year.	Present year.	Past year.	Present year.		Past year.	Present year.
			Past year.	Present year.	Past year.	Present year.	Past year.	Present year.	Past year.	Present year.											
1	2	3	4	5	6	7	8	9	10	11	12	13	14	15	16	17	18	19	20	21	22
Jammu Province ...	3,393	3,721	557	769	1,857	1,924	136	119	14	13	329	896	3,206	3,420	Rs. 13,08,440	Rs. 13,04,834	183	124	4	10	*107 documents have been reported to be con- signed to the record in default.
Kashmir ..	6,012	6,092	205	291	4,840	4,432	445	626	29	26	493	717	5,850	5,991	11,27,245	10,05,342	162	101	
Wazarat Leh ...	90	72	7	5	22	19	14	10	47	38	89	72	2,910	1,434	1	...	
Total ...	9,475	9,885	762	1,060	6,704	6,361	603	764	57	49	1,369	1,651	9,145	9,483	24,38,595	23,71,610	345	225	5	10	

(AXX)

APPENDIX XV.

Statement showing the Receipts and Expenditure on account of Registration, in His Highness' Government, Jammu and Kashmir, during the Fasli year 1993-94.

Description.	Past year.			Present year.			REMARKS.
	No. of deeds.	Value of property.	Fees realised.	No. of deeds.	Value of property.	Fees realised.	
1	2	3	4	5	6	7	8
<i>Jammu Province.</i>							
		Rs.	Rs. a. p.		Rs.	Rs. a. p.	
Mortgage deeds ...	510	2,98,750	9,041 0 0	679	3,46,907	9,713 0 0	
Sale-deeds ...	1,723	9,58,972	27,127 0 0	1,813	9,74,677	28,492 0 0	
Wills ...	134	1,400	526 0 0	119	3,525	491 0 0	
Money-bonds ...	14	8,802	28 0 0	13	20,246	26 0 0	
Miscellaneous ...	825	40,516	2,196 0 0	796	19,479	1,853 0 0	
Total ...	3,206	13,08,440	38,918 0 0	3,420	13,64,834	40,575 0 0	
<i>Kashmir Province.</i>							
Mortgage deeds ...	205	1,48,068	4,010 8 0	291	83,479	5,833 0 0	
Sale-deeds ...	4,678	9,49,439	39,545 0 0	4,432	9,01,063	36,902 8 0	
Wills ...	445	1,780 0 0	626	2,504 0 0	
Money-bonds ...	29	21,849	58 0 0	26	15,267	52 0 0	
Miscellaneous ...	493	7,869	1,198 0 0	616	5,533	1,347 0 0	
Total ...	5,850	11,27,245	46,591 8 0	5,991	10,05,342	46,638 8 0	
Wazarat Leh ...	89	2,910	3,508 0 0	72	1,454	232 0 0	
TOTAL ...	9,145	24,38,595	85,860 0 0	9,483	23,71,610	87,445 8 0	
Deduct Expenditure	4,785 0 0	4,918 0 0	
Net Profit	81,075 0 0	82,527 8 0	

APPENDIX XVI.

Statement showing the Monthly Rainfall recorded in His Highness'

Station.	October 1936.	November 1936.	December 1936.	January 1937.	February 1937.	March 1937.
	Inchs.	Inches.	Inches.	Inches.	Inches.	Inches.
Jammu Province.						
Jammu	1.07	0.33	1.59	0.15	4.91	1.28
Ramban	0.22	5.75	4.05	9.01	3.67
Kishtwar	1.46	0.30	4.22	3.52	8.90	3.90
Poonch	1.15	2.12	7.46	3.77	7.11	4.22
Kathua	1.00	2.21	0.52	6.45	1.36
Kotli	2.25	0.37	0.85	2.86	10.12	1.46
Akhaur	0.26	1.37	0.23	3.08	0.72
Mirpur	0.67	0.68	0.42	0.52	4.21	1.53
Basohli	1.65	4.03	1.41	7.94	1.48
Rampur (Rajouri)	1.73	2.88	1.30	6.05	5.71
Ramnagar	1.28	0.52	3.19	1.17	6.13	2.60
Bhadarwah	0.20	4.38	2.55	6.15	1.76
Bhimber	0.89	0.25	0.50	0.30	3.24	1.39
Gulabgarh	0.29	0.50	4.24	2.00	7.10	2.30
Samba	1.21	2.54
Udhampur	0.50	0.40	3.70	0.11	6.00	2.30
Sri Ranbirsinghpura	1.36	0.15	0.08	3.93	0.56
Riasi	0.60	5.70	0.67	7.07	0.97
Jamrogarh	1.54	0.38	5.19	1.87
Nowshera	1.18	1.65	0.54	4.83	3.37
Kashmir Province.						
Srinagar	0.70	1.62	1.06	1.61	3.35	4.42
Muzaffarabad	1.36	1.32	5.91	3.16	5.95	4.73
Gilgit	0.28	0.17	0.18	0.10	0.25
Leh	0.32	0.37	0.25	0.11	0.09
Kargil	0.01	0.47	1.10	0.22	2.15
Dras	0.73	5.81	7.36	3.38	7.71
Anantnag	0.08	1.48	2.57	0.89	2.73	3.00
Vantipura	1.14	2.11	2.00	1.79	3.17
Sri Pratapsinghpura	1.77	1.14	1.56	2.91	4.44
Baramulla	0.04	2.27	3.89	3.96	3.74	3.97
Ottar-machipura	2.05	5.29	4.91	4.27	7.68
Skardu	0.02	0.55	0.66	0.28	0.18
Kulgam	0.15	1.87	3.57	2.20	3.29	4.75
Gulmarg (a)	Closed	for winter	months
Uri	1.60	1.49	13.71	7.38	5.11	5.14
Karnab	4.91	2.30	6.52	5.50	4.77	5.03
Sonemarg	0.16	2.89	12.98	15.45	9.26	12.90
Langet	2.53	5.16	5.93	4.45	5.67
Gurez	0.16	2.50	4.51	4.08	2.78	7.85
Duroo	1.57	5.00	3.58	5.12	5.53
Sopore	1.00	1.30	1.93	3.60	3.59	3.40

(a) Rainfall figures for 4 months of season only.

XVI.

Government, Jammu and Kashmir, during the Fasli year 1936-37 (1993-94).

April 1937.	May 1937.	June 1937.	July 1937.	August 1937.	September 1937.	Total.	Total of past year.	Average of past 5 years.
Inches.	Inches.	Inches.	Inches.	Inches.	Inches.	Inches.	Inches.	Inches.
2.15	0.64	0.38	9.90	5.35	3.18	30.93	56.86	44.00
2.47	0.72	1.12	4.78	2.31	3.91	38.55	45.74	44.46
2.56	0.49	0.45	3.22	0.72	2.14	31.88	33.97	36.35
2.99	2.88	4.33	11.82	4.04	2.93	54.82	57.10	53.59
0.70	0.71	1.93	15.01	7.65	2.51	40.05	42.76	40.19
1.98	0.33	1.78	7.22	7.34	1.57	38.13	56.97	46.45
2.21	0.30	0.33	10.15	3.24	0.34	22.23	44.80	38.34
1.21	0.54	1.63	4.85	4.30	1.17	21.88	35.75	31.55
1.28	0.20	4.84	17.07	9.58	3.38	52.86	58.80	62.95
5.64	4.90	11.97	7.20	3.23	50.61	60.66	50.01
2.47	0.27	4.25	10.56	7.87	3.01	43.62	62.06	57.93
0.40	0.70	0.80	2.98	2.27	3.56	25.65	38.10	39.60
0.83	1.43	5.31	2.30	0.83	17.27	38.16	39.14
5.14	1.06	3.56	7.64	3.25	1.70	38.77	74.05	56.94
2.50	1.20	9.00	5.02	7.11	28.58	35.43	33.93
2.40	0.55	11.30	11.93	3.68	42.87	60.87	55.41
0.92	0.53	11.51	4.36	2.34	25.74	37.94	32.10
2.10	0.96	1.66	6.99	9.20	2.25	38.17	76.12	58.85
1.20	0.83	14.23	5.67	2.44	33.35	45.86	37.65
2.13	0.31	0.74	4.36	5.01	4.87	28.99	53.24	41.13
2.25	1.77	0.75	3.79	0.11	1.02	23.44	27.09	24.34
7.11	3.69	2.53	8.21	6.93	4.27	55.17	62.43	53.51
6.03	0.28	0.09	0.23	0.18	0.08	7.87	6.64	5.24
0.39	0.07	0.09	0.87	0.47	3.03	3.84	4.18
3.25	0.52	0.24	0.30	0.14	8.40	11.98	9.23
5.09	0.54	0.61	0.50	0.09	0.96	32.78	35.99	31.21
1.70	1.46	0.34	1.95	0.73	0.54	17.47	28.28	22.78
2.00	1.68	0.96	1.59	0.86	0.04	17.34	17.70	14.22
1.65	1.71	1.22	2.00	0.99	1.03	20.42	25.23	21.49
4.81	1.12	0.90	1.89	0.47	1.27	28.33	32.14	33.52
5.60	1.07	0.65	1.98	1.01	1.40	36.71	41.83	36.40
2.59	0.30	0.20	0.14	0.20	0.07	5.19	7.64	5.10
1.72	0.61	0.50	0.80	0.05	0.88	20.39	34.04	25.76
....	1.37	2.49	3.08	0.60	1.58	9.12	11.96	12.77
3.72	2.35	3.03	3.11	2.14	1.80	50.58	41.92	42.10
7.21	1.00	3.32	4.29	4.67	2.97	53.39	49.22	47.22
15.86	3.60	2.15	4.40	1.07	3.77	84.48	39.17	78.26
6.87	0.07	1.16	0.24	1.18	33.26	33.18	34.47
8.96	1.84	0.99	2.20	1.23	1.25	37.75	70.99	46.25
2.12	2.84	0.92	1.10	0.55	1.51	29.34	50.66	45.62
2.70	0.75	0.60	0.06	1.43	20.29	22.37	23.52

(xxx)

APPENDIX XVII

Abstract of Expenditure on Final Heads of the P. . D. during Fasli year 1993-94.

Serial No.	Particulars.	Original Works.	Repairs & maintenance.	Establishment.	Tools & Plant.	Miscellaneous.	Fire insurance.	Surveys.	Total sub-heads.	Debit to suspense heads.	Total or net expenditure.	REMARK.
		Rs.	Rs.	Rs.	Rs.	Rs.	Rs.	Rs.	Rs.	Rs.	Rs.	
1	Direction office	37,748	37,748	...	37,748	
2	Kashmir Division ...	1,73,656	3,24,678	95,858	9,695	...	5,519	...	6,09,406	2,588	6,11,994	
3	Jhelum Valley Road Division	26,351	2,36,218	58,587	21,318	3,36,474	-1,601	3,34,873	
4	Gilgit Division ...	42,506	88,263	52,108	1,195	1,84,072	-1,043	1,83,029	
5	Banihal Road Division ...	1,52,383	3,11,484	68,731	12,011	700	5,45,309	11,028	5,56,337	
6	Jammu Irrigation Divison	3,22,060	1,85,778	1,11,484	1,640	6,20,962	-7,53	6,13,459	
7	Palaces Division ...	2,47,948	57,453	49,091	562	3,55,054	-1,295	3,53,759	
	Total ...	9,64,904	11,97,874	4,73,607	46,421	...	5,519	700	26,89,025	-2,174	26,91,199	

(xxxi)

APPENDIX XVIII.

Statement showing mileage of canals, total amount of water in cusecs used from each canal and acreage under irrigation during Fasli years 1992-93 and 1993-94.

Serial No.	Name of canal or distributary.	Particulars.	During Fasli year		REMARKS.
			1992-93.	1993-94.	
I	Ranbir Canal	1. Length of main canal ...	39.4 miles.	39.4 miles.	
		2. " of distributaries ...	197.37 "	197.37 "	
		3. Area irrigated ...	1,10,977 acres	1,10,362 acres.	
		4. Water used in cusecs ...	1,30,882 cusecs.	85,925 cusecs.	
II	Pratap Canal	1. Length of main canal ...	10.15 miles.	10.15 miles.	
		2. " of distributaries ...	21.29 "	21.29 "	
		3. Area irrigated ...	3,444 acres	3,259 acres.	
		4. Water used in cusecs ...	6,018 cusecs.	4,974 cusecs.	
III	Basantpur Canal	1. Length of main canal ...	11.9 miles.	11.9 miles.	
		2. " of distributaries ...	4.04 "	4.04 "	
		3. Area irrigated ...	2,157 acres.	1,242 acres.	
		4. Water used in cusecs ...	2,186 cusecs.	3,627 cusecs.	
IV	Ujh Canal	1. Length of main canal ...	24.2 miles.	24.2 miles.	
		2. " of distributaries ...	21.65 "	21.65 "	
		3. Area irrigated ...	3,176 acres.	2,974 acres.	
		4. Water used in cusecs ...	1,602 cusecs.	2,718 cusecs.	
V	Upper Jhelum Canal distributaries.	1. Length of main canal ...	Nil.	Nil.	
		2. " of distributaries ...	14.12 miles.	14.12 miles.	
		3. Area irrigated ...	734 acres.	300 acres.	
		4. Water used in cusecs ...	*.....	*.....	
VI	Martand Canal	1. Mileage of canal with distributaries ...	34.25 miles.	34.25 miles.	*No water account available as it is not maintained.
		2. Area irrigated ...	6,381.79 acres.	7,062 acres.	
		3. Water used in cusecs ...	20,579 cusecs.	21,283 cusecs.	
VII	Lal Kuhl Canal	1. Mileage of canal:— (a) Lal Kuhl=20.4 } (b) Dal Kuhl=4.3 }	24.7 miles.	24.7 miles.	
		2. Area irrigated ...	4,485 acres.	4,455 acres.	
		3. Water used in cusecs ...	7,594 cusecs.	7,332 cusecs.	
VIII	Zainagir Canal	1. Mileage of canal ...	45.3 miles.	45.3 miles.	
		2. Area irrigated ...	9,966 acres.	9,288 acres.	
		3. Water used in cusecs ...	7,575 cusecs.	9,406 cusecs.	

APPENDIX XIX.

Statement showing Agricultural Stock etc. in His Highness' Government, Jammu and Kashmir, during the Fasi year 1993-94.

KASHMIR PROVINCE.

Name of District,	Bullocks.	Cows.	Tibetan Bullocks.	Tibetan Dumba Female.	Tibetan Zawa.	Tibetan Zoon.	He Buffaloes.	She Buffaloes.	Sheep and goats.	Horses and Ponies.	Colts and fillies.	Mules.	Asses and Donkeys.	Camels (males and females).	Ploughs.	Carts.	Bovs.	REMARKS.
1	2	3	4	5	6	7	8	9	10	11	12	13	14	15	16	17	18	19
Muzaffarabad	44,837	63,867	964	28,342	1,03,734	1,441	495	680	122	..	25,619	124	9	
Baramulla	1,16,590	1,48,748	484	15,791	4,23,891	18,160	3,487	205	377	57,283	58	655	
Anantnag	1,86,830	1,81,262	1,010	15,386	4,63,051	26,050	2,715	676	2,833	51,558	60	42	
Nayabat Astor	1,303	1,595	26,012	1,250	1,421	6	224	Nil	1,565	1	
Total	2,99,560	3,95,172	2,458	59,519	10,16,788	46,910	8,118	1,567	3,556	1,36,025	242	707	

APPENDIX XIX-A.

Statement showing Agricultural Stock etc. in His Highness' Government, Jammu and Kashmir, during the Fasli year 1993-94.

JAMMU PROVINCE

Name of District.	Bulls.	Cows.	Young stock.	Tibetan Cows.	Tibetan bulls.	Young stock of buffaloes	Buffaloe males.	Shee Buffaloes.	Sheep & goats.	Horses & ponies.	Young stock of horses.	Mules.	Donkeys.	Camels.	Ploughs.	Carts.	Boats.	REMARKS.
1	2	3	4	5	6	7	8	9	10	11	12	13	14	15	16	17	18	19
Jammu	66,507	68,067	43,045	4,406	48,286	1,11,409	4,509	1,727	649	2,593	1,143	41,904	515	25	
Reasi	73,162	71,604	36,322	11,844	4,427	67,322	1,42,108	3,064	988	715	70	32,163	3	
Udhampur	99,866	1,13,515	37,625	1,211	337	6,703	960	46,899	3,57,666	2,644	183	284	90	33	38,767	
Mirpur	96,711	66,543	39,214	17,990	5,70	63,361	2,22,057	2,317	618	424	7,722	1,379	49,166	6	8	
Kathua	43,169	48,129	28,005	12,91	29,092	1,07,865	1,691	404	218	949	307	22,703	84	
Total	3,79,415	3,77,858	1,84,211	1,211	337	36,537	5,554	2,54,960	9,41,105	4,225	3,920	2,294	11,424	2,862	1,84,703	605	34	

(xxxiii)

APPENDIX XX.

Statement showing the number of Excise Shops and Excise Revenue of His Highness' Government, Jammu and Kashmir, for the Fasli year 1993-94 as compared with 1992-93.

Year	Province.	Country liquor.		Opium.		Charas.		Total.	
		No. of shops.	Revenue in rupees.	No. of shops.	Revenue in rupees.	No. of shops.	Revenue in rupees.	No. of shops.	Revenue in rupees.
1992-93	Kashmir	18	50,438	21	18,517	21	13,819	60	82,774
	Jammu	29	1,55,539	32	44,562	32	38,038	93	2,38,139
	Total	47	2,05,977	53	63,079	53	51,857	153	3,20,913
1993-94	Kashmir	18	55,698	21	19,217	21	13,436	60	88,350
	Jammu	29	1,49,284	32	53,267	32	38,466	93	2,41,017
	Total	47	2,04,982	53	72,484	53	51,901	153	3,29,367

APPENDIX XXI.

Statement of Medical Relief afforded in His Highness' Government, Jammu and Kashmir, during the Fasli year 1993-94,

Dispensary.	Number of patients treated.		Result of In-door patients.				Expenditure.	Daily average.	REMARKS.
	Out-door.	In-door.	Discharged.	Relieved.	Died.	Remaining under treatment.			
State Surgeon	1,241	*	5.203	
Jammu Civil Medical Department	7,11,573	2,963	2,881	...	82	3191.70	
Kashmir Civil Medical Department	7,02,000	2,640	88	467	47	45	
D. J. Zenana Hospital, Srinagar	14,933	1,050	47	...	89	69	46,896	217.25	
K. F. M. Zenana Hospital, Jammu	9,737	688	95	583	10	...	23,261	99.435	
Female Travelling Dispensary, Jammu	1,820	6.784	
Female Travelling Dispensary, Kashmir	18,328	1	...	1	121.81	

APPENDIX XXII.

Statement of Births and Deaths registered in His Highness' Government, Jammu and Kashmir, during the Fasil year 1993-94.

Province.	Area in square miles.	Average population per square mile.	Population.			Births.			Number of deaths registered.			Number of deaths of males to every 100 deaths of females.	DEATHS PER 1,000 OF POPULATION FROM										Mean ratio of deaths per 1,000, during previous five years.			REMARKS.
			Males.	Females.	Total.	Total number.	Birth rate per 1,000 of population.	Males.	Females.	Total.	Cholera.		Small-pox.	Plague.	Fevers.	Dysentery and Diarrhoea.	Respiratory diseases.	Injuries.	All other causes.	All causes.						
2	3	4	5	6	7	8	9	10	11	12	13	14	15	16	17	18	19	20	21	22	23	24	25	26	27	28
1 Jammu Province	10,684	126.5	9,42,815	8,46,624	17,88,441	49,134	27.4	15,568	13,381	28,949	115.3	13	1.2	.003	47.6	1.26	4.48	1.14	15.13	43.62	37.41	81.49
2 Kashmir Province	8,539	186.40	8,81,512	7,52,250	16,33,762	52,001	31	21,310	20,550	41,860	103.4	..	.9	.001	11.5	.1	1.1	.05	11.6	13.04	12.57	26.6

(XXXX)

APPENDIX XXIII.

Statement showing particulars of Educational Institutions maintained in His Highness' Government, Jammu and Kashmir, during the Fasli year 1992-93 (Boys Schools).

No. of Schools.		Description of Schools.	No. of pupils on rolls on 31st Assu		Daily average attendance.		Colleges.	Expenditure.			Maktabs and Pathshahas.	Inspection.	Total	Grand Total.	REMARKS.
Past year.	Present year.		Past year.	Present year.	Past year.	Present year.		Secondary Schools.	Primary Schools.	Normal Schools.					
							Rs.	Rs.	Rs.	Rs.	Rs.	Rs.	Rs.	Rs.	
2	2	Arts Colleges ...	1,479	1,728	1,250	1,319									
		SECONDARY SCHOOLS.													
22	22	High Schools ...	10,500	10,547	8,861	9,119									
81	92	Middle Schools ...	16,852	18,593	13,232	15,315									
890	910	Primary Schools	41,161	43,849	37,030	38,172	2,15,736	7,21,805	4,48,308	16,142	18,224	66,003	12,70,482	14,86,218	
4	3	Normal Schools ...	65	61	61	57									
30	30	Private Indigenous Schools	530	530	431	431									
169	169	Maktabs and Pathshahas (aided by Government) ...	4,714	4,716	4,013	3,649									
1,198	1,228	Total ...	78,001	80,024	61,878	67,662	2,15,736	7,21,805	4,48,308	16,142	18,224	66,003	12,70,482	14,86,218	

(1233)

APPENDIX XXIII-A.

Statement showing particulars of Educational Institutions maintained in His Highness' Government, Jammu and Kashmir, during the Fasli year 1992-93 (Girls Schools).

No. of Schools.		Description of Schools.	No. of pupils on rolls on 31st Assaf		Daily average attendance.		Colleges.	Expenditure.					Grand Total.	REMARKS.
Past year.	Present year.		Past year.	Present year.	Past year.	Present year.		Secondary Schools.	Primary Schools.	Normal Schools.	Maktabs and Pathshalas.	Inspection.		
								Rs.	Rs.	Rs.	Rs.	Rs.		
SECONDARY SCHOOLS.														
3	3	Female High Schools	862	545	684	350	55,692
46	49	" Middle Schools	5,853	6,013	5,056	5,311	99,809	4,674
36	144	" Primary Schools	7,378	7,816	6,793	7,047	1,10,043
9	8	Maktabs and Pathshalas (aided by Government)	264	278	222	220	840
		Inspection	27,662
194	104	Total	14,357	14,452	12,755	12,937	1,55,501	1,14,717	840	27,662	2,98,720

(xxxviii)

APPENDIX XXIV.

Statement showing consumption of Exciseable Articles in His Highness' Government, Jammu and Kashmir, during the Faslî year 1993-94 as compared with previous years. .

Year.	Kashmir.			Jammu.			Total.			REMARKS.
	Country liquor in London proof gallons.	Charas.	Opium.	Country liquor in London proof gallons.	Charas.	Opium.	Country liquor in London proof gallons.	Charas.	Opium.	
		M. S. Ch.	M. S. Ch.		M. S. Ch.	M. S. Ch.		M. S. Ch.	M. S. Ch.	
Samvat 1989-90 ...	3,421	8 0 10	3 32 0	9,895	19 10 8	8 33 0	13,316	27 11 2	12 25 4	
" 1990-91 ...	3,786	7 10 11½	3 16 12	9,779	16 0 12	7 27 0	13,568	23 11 7½	11 3 12	
" 1991-92 ...	2,989	6 27 5	5 23 0	9,718	20 36 0	9 32 0	12,707	27 23 5	15 15 0	
" 1992-93 ...	3,148	7 39 2	4 28 5	8,950	19 9 9	16 4 4	12,098	27 8 11	20 32 9	
" 1993-94 ...	2,660	7 35 0	4 13 14	9,151	22 8 2	17 6 6	11,811	30 3 2	21 20 4	