

GOVERNMENT OF MAHARASHTRA
IRRIGATION AND POWER DEPARTMENT



सत्यमेव जयते

Irrigation Administration Report

OF THE

BOMBAY STATE

FOR THE YEAR

1959-60

PART II

Statistical Statements

The Manager, Government Press and Book Depot, Nagpur and
the Director, Government Printing and Stationery,
Maharashtra State, Bombay-4.

1967

[Price : Rs. 3.55 or 3 s. 3 d.]

GOVERNMENT OF MAHARASHTRA
IRRIGATION AND POWER DEPARTMENT



Irrigation Administration Report

OF THE

BOMBAY STATE

FOR THE YEAR

1959-60

PART II

Statistical Statements

NAGPUR
GOVERNMENT PRESS
1967

A-1328-1-B.

INDEX

Serial No.	Item	Page
(1)	(2)	(3)
1	General—Details of Direct Expenditure, etc.	1
2	Section I—General Remarks	6
3	Statement showing expenditure on establishment in the Roads and Buildings, Irrigation and Electrical Branches of the P. W. D. from the years 1921-22 to 1959-60 and the percentage on the total outlay on works.	18
4	Review of the Administrative Accounts of Irrigation Works in the Bombay State for the year 1959-60.	25
5	General Abstract of Financial Results of Irrigation, Navigation, Embankment and Drainage Works for which Revenue Accounts are kept.	33
6	Statistical Statements for Irrigation Works—	
	(i) Statement I-A—Regarding Canals	88
	(ii) Statement II-E—Showing incidence of working expenses and assessed water revenue on canals.	98
	(iii) Statement I-C—Showing financial results of Irrigation works and realisations under main heads and working expenses.	106
	(iv) Statement II-A—Regarding reservoir projects . .	120
	(v) Statement I-B—Showing Capital accounts for Irrigation works for and to the end of the year under report.	132
	(vi) Statement F—Showing the operation of Irrigation works.	152
	(vii) Statement III-C—Showing assessment, realisations and balances of the Irrigation Works.	156
	(viii) Statement IV-C—Showing the financial results of irrigation works based on the assessment of the year, principal results and operations during the year.	164
	(ix) Statement II-C—Showing the financial results of irrigation, Navigation, embankment and Drainage works for and up to the end of the year under report.	172
	(x) Statement IV-E—A comparative statement of irrigation and rainfall for the year 1958-59 and 1959-60.	192
	(xi) Statement H—Showing operations of the year.	206
	(xii) Statement III-E—Regarding quantity and value of crops irrigated during the year.	218

IRRIGATION ADMINISTRATION REPORT OF THE STATE OF BOMBAY

Part II.—Administrative Accounts and Statistical Statements, 1959-60

GENERAL

A.—Details of Direct Expenditure

1. In the year 1959-60 the direct expenditure (including collection charges) on all Irrigation Works in the State of Bombay amounted to Rs. 1651·27 lakhs compared with Rs. 1282·65 lakhs in the previous year, and Rs. 1324·45 lakhs, the average*.

The total is classified as follows :—

— (1)	Amount (Rs. in lakhs) (2)
Works	1361·58
Extensions and Improvements	2·65
Repairs	91·68
Establishment (including pensionary charges)	193·56
Tools and Plant	37·07
Other Charges	3·53
Post-War Reconstruction and Development Programme
Suspense Account	15·97
Grant-in-aid	0·13
<i>Deduct—</i>	
Receipts and recoveries on Capital Account	49·57
Expenditure met from sugarcane Cess Fund	5·33
Total ..	1,651·27

*In this Report wherever the 'average' is referred to it is the average of the last three years.

2. The distribution of the above expenditure under several Irrigation heads is given below :—

Heads (1)	Amount (Rs. in lakhs) (2)
Capital Account—	
Productive Works	227·85
Unproductive Works	1043·52
Revenue Account—	
Productive Works	19·14
Unproductive Works	46·70
Works for which no Capital Accounts are kept	
Irrigation Works—	300·71
Contribution Works
Miscellaneous Irrigation Expenditure	4·94
18-B, Navigation, Embankment, etc.	8·41
Famine Relief Outlay on Irrigation Works
Grand Total	1651·27

B.—Figures for works for which Capital Accounts are kept

3. The receipts on Capital Irrigation Works compared with the year's working expenses show a profit of Rs. 68·91 lakhs. If, however interest charges on works in operation are taken into account, the results show a loss of Rs. 125·19 lakhs.

Class of works	Direct receipts	Indirect receipts	Total direct and indirect receipts	Direct Expenditure		Total
				Capital	Working expenses (including the share of collection charges)	
(1)	(2)	(3)	(4)	(5)	(6)	(7)
	Rs.	Rs.	Rs.	Rs.	Rs.	Rs.
Works for which Capital Accounts are kept						
Productive	57,18,248	5,30,182	62,48,430	2,27,85,067	19,13,719	2,46,98,786
Unproductive.	64,09,522	8,16,673	72,26,195	10,43,52,595	46,69,753	10,90,22,348
Grand Total	1,21,27,770	13,46,855	1,34,74,625	12,71,37,662	65,83,472	13,37,21,134
Total Average	1,26,97,019	9,83,609	1,36,80,628	10,22,48,010	52,10,097	10,74,58,107

4. The area irrigated by works for which capital accounts are kept was 4,23,651 acres showing an increase of 18,003 acres compared with the average. The details of area irrigated and estimated value of crops are given below :—

(1)	Area Irrigated			Value of crops		
	1959-60	Average	Difference	1959-60	Average	Difference
	(2)	(3)	(4)	(5)	(6)	(7)
	Acres	Acres	Acres	Rs.	Rs.	Rs.
Works for which Capital Accounts are kept						
Productive ..	1,74,191	1,70,458	(+)3,733	7,65,22,131	6,27,86,122	(+)1,37,36,009
Unproductive	2,49,460	2,35,190	(+)14,270	13,62,39,766	9,36,26,796	(+)4,26,12,970
Total ..	4,23,651	4,05,648	(+)18,003	21,27,61,897	15,64,12,918	(+)5,63,48,97

Note.—Average is of two years.

C.—Figures for works for which no Capital Accounts are kept

5. These are either miscellaneous works for which neither Capital nor Revenue Accounts are kept. The receipts on these works are principally in the form of a share of the land revenue and are termed 'Indirect and as such are book credits, so that figures of revenue appearing in the Finance Accounts, as distinguished from the statistical statements in the Irrigation Administration Report, are very small, being for direct revenue only, viz., proceeds from sale of water, etc. The following statement gives a comparison of the figures for the year under report and the average :—

Class of works (1)	Revenue			Expenditure (5)	Net Revenue (6)
	Direct	Indirect	Total		
	(2)	(3)	(4)		
	Rs.	Rs.	Rs.	Rs.	Rs.
Works for which no Capital Accounts are kept.					
Total for 1959-60 ..	23,62,573	4,22,196	27,84,769	3,00,71,044	(—)2,72,86,275
Average total ..	16,58,294	5,12,309	21,70,603	2,38,92,545	(—)2,17,21,942
Miscellaneous Irrigation Expenditure	4,94,580	(—)4,94,580
Total for 1959-60	4,94,580	(—)4,94,580
Average total	12,25,286	(—)12,25,286
18-B, Navigation, etc.	8,41,223	(—)8,41,223
Grand Total for 1959-60.	23,62,573	4,22,196	27,84,769	3,14,06,847	(—)2,86,22,078

6. The following statement shows the details of the area irrigated and estimated value of crops :—

Class of works (1)	Area Irrigated			Value of crops		
	1959-60 (2)	Average (3)	Difference (4)	1959-60 (5)	Average (6)	Difference (7)
	Acres	Acres	Acres	Rs.	Rs.	Rs.
Works for which neither capital nor Revenue Accounts are kept.	5,53,355	4,60,778	(+)92,577	3,04,13,600	2,60,12,663	(+)4400937

GENERAL

A.—Details of Direct Expenditure

1. The direct expenditure for Vidarbha and Marathwada areas for the year 1959-60 is classified as follows :—

Heads (1)	Amount	
	Plan (2)	Non-plan (3)
	Rs.	Rs.
Works	2,89,16,229	..
Extensions and Improvements	56,120	..
Repairs (Maintenance and Repairs)	36,984	4,71,886
Establishment (including Pensionary charges)	37,39,717	1,60,196
Tools and Plant	14,30,595	1,04,113
Other Charges	32,816	..
Suspense Accounts	19,89,449	(—)2,60,706
Grants-in-aid
Deduct.—Receipts and Recoveries on Capital Account	4,34,378	..
Amount transferred from Sugarcane Cess Fund
Grand Total	3,57,67,532	4,75,489

2. The distribution of the above expenditure of Rs. 3,57,67,532 and Rs. 4,75,489 under Several Irrigation Heads is given below :—

Heads (1)	Amount	
	Plan (2)	Non-plan (3)
	Rs.	Rs.
Capital Account —		
Productive Works
Unproductive Works	3,44,32,339	..
Revenue Account—		
Productive Works
Unproductive Works	45,323	..
Works for which no Capital Accounts are kept—		
Irrigation Works	11,19,870	4,75,489
Contribution Works
Miscellaneous Expenditure	1,70,000	..
18-B, Navigation, Embankment, etc.
1. Works
2. Miscellaneous Expenditure
Famine Relief (Outlay on Irrigation Works)
Grand Total	3,57,67,532	4,75,489

B—Figures for works for which Capital Accounts are kept in Vidarbha and Marathwada areas for the year 1959-60

Class of works	Direct receipts	Indirect receipts	Total direct and indirect receipts	Direct Expenditure		Total
				Capital	Working expenses (including the share of collection charges)	
(1)	(2)	(3)	(4)	(5)	(6)	(7)
	Rs.	Rs.	Rs.	Rs.	Rs.	Rs.
Works for which Capital Accounts are kept						
Productive
Unproductive	3,243	3,243	3,44,32,339	45,323	3,44,77,662
Grand Total	3,243	3,243	3,44,32,339	45,323	3,44,77,662
Total Average*	60	2,856	2,916	1,93,44,923	27,832	1,93,72,805

C.—Figures for works for which no Capital and Revenue Accounts are kept for the year 1959-60 in Vidarbha and Marathwada areas

Class of works	Revenue			Expenditure	Net Revenue
	Direct	Indirect	Total		
(1)	(2)	(3)	(4)	(5)	(6)
	Rs.	Rs.	Rs.	Rs.	Rs.
Works for which no Capital Accounts are kept					
Total for 1959-60	6,53,060	99,138	7,52,198	15,95,359	(—)8,43,161
Average Total	4,12,851	46,626	4,59,477	12,83,314	(—)8,23,837
Miscellaneous Expenditure
Total for 1959-60	1,70,000	(—)1,70,000
Average Total	1,69,297	(—)1,69,297
18-B, Navigation etc.
Grand Total for 1959-60	6,53,060	99,138	7,52,198	17,65,359	10,13,161

*Average for last three years.

Note.—Figures under Mhaswa and Jamda canals in East Khandesh Division under the M. H. "XVII—Irrigation Working Expenses" also have been included in the statement, although the Administrative Accounts for the above two projects have not been prepared by this office.

SECTION I

COMPRISING IRRIGATION WORKS FOR WHICH CAPITAL AND REVENUE ACCOUNTS ARE KEPT

General Remarks

1.—Works in operation.—The following list includes all the works (36 in number) in operation during the year :—

Serial No.	Name of work	Area of four months crops which could be irrigated in normal years with the duty at the head of the canal of 120 acres for the monsoon and the rabi season per cusec	Whether supply is reliable or dependent on local rains	Whether storage works completed or proposed	Remarks
(1)	(2)	(3)	(4)	(5)	(6)
DECCAN IRRIGATION CIRCLE I		Acres			
1	Nira Left Bank Canal including Shotphal Tank.	100,000	Reliable	.. Bhatghar dam completed	Ghat catchment.
2	Mutha Canal including Matoba Tank	49,000	Do.	.. Khadakvasla dam completed.	Do.
3	Pravara Right Bank Canal	18,140	Do.	.. Bhandardara dam completed	Do.
4	Pravara Left Bank Canal	64,080	Do.	.. Do. ..	Do.
5	Girna Left Bank Canal	9,000	Do.	.. Chankapur Tank completed	Do.
6	Nira Right Bank Canal	180,000	Do.	.. Bhatgar completed ..	Do.
7	Godavari Right Bank Canal	44,000	Do.	.. Lake Beale completed ..	Do.

8	Godavari Left Bank Canal	7,689	Do.	..	Do.	..	Do.
9	Kadwa Canal System Palkhed, Ozar Tambat, Vadali.	7,689	Do.	..	Waghad Tank completed	Do.
10	Parsul Tank	1,440	Dependent on local rains.	Completed	..	Deccan catchment.	
11	Bhatodi Tank	1,451	Do.	..	Do.	..	Do.
12	Shirsuphal Tank	1,389	Do.	..	Do.	..	Do.
13	Bhadalwadi Tank	1,454	Do.	..	Do.	..	Do.
14	Yerla River Works (Nher Tank) ..	4,897	Do.	..	Do.	..	Do.
15	Upper Man River Works (Pingali Tank)	927	Do.	..	Do.	..	Do.
16	Mayni Tank	1,333	Do.	..	Do.	..	Do.
17	Ranand Tank
18	Rewari Canal	435	Dependent on local rains.	Completed	..	Deccan catchment.	
19	Chikhali Canal	500	Do.	..	No storage work	Do.
20	Krishna Canal	12,320	Reliable	Do.	..	Ghat catchment.
21	Radhanagari H. E. Project	It is a hydro-electric station. Irrigation by lift.
CENTRAL CIRCLE							
22	Ekrak Tank	6,600	Dependent on local rains.	Completed	Deccan catchment.	
23	Ashti Tank	4,000	Do.	..	Do.	..	Do.
24	Pathri Tank	1,000	Do.	..	Do.	..	Hilly catchment.
25	Mhaswad Tank	8,000	Do.	..	Do.	..	Deccan catchment.
26	Budhial Tank	6,000 (Present).	Do.	..	Do.	..	Deccan catchment. (Canal system in progress).

Serial No.	Name of work	Area of four months crops which could be irrigated in normal years with the duty at the head of the canal of 120 acres for the monsoon and the rabi season per cusec	Whether supply is reliable or dependent on local rains	Whether storage works completed or proposed	Remarks
(1)	(2)	(3)	(4)	(5)	(6)
Acres					
NASIK (B. & C.) CIRCLE					
27	Lower Panzara River Works (with extension).	5,440	Panzara river supply is not reliable.	Completed	Deccan catchment.
28	Shahada Channel (with extension) ..	19,920	Reljable	Extnsion work is in progress	Hilly catchment. Perennial supply.
29	Sayyadnagar Bandhara	22,320	Not reliable, dependent on local rains.	Partly completed	Deccan catchment.
30	Purnepada Tank	6,000	Dependent on local rains.	Completed, distributary work is in progress.	Catchment of river Bori which has perennial flow.
31	Jamda Canal	2,900	Girna river supply is not reliable.	Completed	Partly ghat catchment and partly Deccan catchment.
32	Mhaswa Tank	64	Do. .. .	Do. .. .	Do.
MARATHWADA PROJECT CIRCLE No. II					
33	Khasapur Project	8,832	Dependent on local rains.	Completed	
34	Kamli Project	2,400	Do. .. .	Do.	
35	Talwar Project	1,650	Do. .. .	Do.	

DECCAN IRRIGATION
CIRCLE III

36 Ghod Project	15,295	As the west weir gates are not installed yet, the supply is partly reliable and partly on local rains.	Waste weir gates are expected to be installed by the end of June 1965.
-------------------------	--------	--	--

2. The interest account for the year under report for areas in Maharashtra region of Bombay State was as follows :—

(1)	Productive works (2)	Unproductive works (3)	Total (4)
	Rs.	Rs.	Rs.
Total interest charges, 1959-60	21,31,569	1,17,90,023	1,39,21,592
Net revenue realised during 1959-60	51,20,502	34,90,811	86,11,313
Net loss, i.e., difference between interest and net revenue is as under—			
1959-60	53,10,279

3. The financial results of the year under report by main head for areas in Maharashtra region of Bombay State were as under :—

Year	Area irrigated	Revenue realised			Working expenses	Net Revenue
		Direct Receipts	Share of Land Revenue	Total		
(1)	(2)	(3)	(4)	(5)	(6)	(7)
	Rs.	Rs.	Rs.	Rs.	Rs.	Rs.
1959-60						
Productive ..	1,74,191	59,14,644	673	59,15,317	7,94,815	51,20,502
Unproductive ..	2,49,460	64,35,201	15,585	64,50,786	29,59,975	34,90,811
Total ..	4,23,651	1,23,49,845	16,258	1,23,66,103	37,54,790	86,11,313

The Gross revenue and the net revenue during the net year 1959-60 (for areas in Maharashtra region of Bombay State) show a decrease of Rs. 31,06,563 and Rs. 21,47,684 as compared with the figures of the previous year relating to Bombay state.

4. *Area Irrigated Revenue, etc.*—The figures of area irrigated, the revenue assessed and realised and the working expenses during the year 1959-60 as compared with those of the previous three years are given below :—

Year	Area irrigated Acres	Revenue		Working expenses
		Assessment	Realisation	
(1)	(2)	(3)	(4)	(5)
1956-57	.. 5,94,533	Rs. 1,48,98,274	Rs. 1,29,61,463	Rs. 56,49,871 For Bombay State.
1957-58	.. 5,51,207	1,52,44,733	1,25,28,468	63,89,914 Do.
1958-59	.. 5,45,820	1,41,94,627	1,54,72,666	47,13,669 Do.
Average	.. 5,63,853	1,47,79,211	1,36,54,199	55,84,485
1959-60	.. 4,23,651	1,33,03,124	1,23,66,103	37,54,790 For areas in Maharashtra region of Bombay State.

5. The gross area under command was 19,61,072 during 1959-60 (for areas in Maharashtra region of Bombay State) as against 20,30,450 for areas in Bombay State during the previous year. The area irrigable was 6,64,896 acres during 1959-60 (for areas in Maharashtra region) as compared with 932,178 acres for previous year for areas in Bombay State.

6. The state of revenue collections (in areas of Maharashtra region of Bombay State) was as follows :—

Balance of demands unrealised at the commencement of the year 1959-60 ..	Rs. 80,73,887
Demands of the year 1959-60 —	
	Rs.
Rabi, 1958-59	34,22,726
Kharif, 1959-60	78,26,926
Miscellaneous—	
Receipts	15,29,710
	1,27,79,362
	Total ..
	2,08,53,249
Deduct—Remissions	99,549
	Net Total ..
	2,07,53,700
Amount unrealised at the close of 1959-60	96,14,128
Actual receipts of the year 1959-60	1,23,66,689
Add—Share of Land Revenue	16,258
	1,23,82,947
Deduct—Refund of Revenue	16,844
Revenue realised	1,23,66,103

The remissions and refunds together amounted to Rs. 1,16,393 (for areas in Maharashtra region of Bombay State) as compared to Rs. 61,674 of the previous year relating to Bombay State.

Unrealised irrigation revenue at the close of the year 1959-60 amounted to Rs. 96,14,128 only, major items of which, are shown below :—

	1959-60
	Rs.
1. Ekruk Tank	3,37,565
2. Nira Left Bank Canal including Shetphal Tank	19,94,845
3. Mutha Canal including Matoba Tank	5,24,303
4. Nira Right Bank Canal	17,66,382
5. Godavari Canals	5,71,886
6. Girna Canal—Chankapur Tank	7,19,074
7. Kadwa River Works	1,77,803
8. Pravara River Works	20,23,556
9. Mhaswad Tank including N. R. B. C. Br. III	2,01,469
10. Lower Panzara River Works	43,401
11. Krishna Canal	2,26,002
12. Jamda Canal	91,919
13. Radhanagari Hydro Electric Works	8,19,640
14. Other Works	1,16,334
Total ..	96,14,128

7. *Working expenses.*— The working expenses of the year 1959-60 amounted to Rs. 37,54,790 (for areas in Maharashtra region of Bombay State) as compared with Rs. 47,13,669 during the previous year for Bombay State. The following table compares the charges under the principal heads during the year 1959-60 with those of the previous three years:—

(1)	1956-57	1957-58	1958-59	1959-60
	(2)	(3)	(4)	(5)
	Rs.	Rs.	Rs.	Rs.
Works	1,27,497	1,16,343	91,713	40,082
Repairs	26,91,131	36,70,140	22,22,697	16,56,594
Establishment	27,52,800	25,43,104	23,47,636	20,17,204
Total and Plant	50,581	40,091	30,973	23,942
Total in P. W. D. ..	56,22,009	63,69,678	46,93,019	37,37,822
Collection charges	(b)	(b)	(b)	(b)
Indirect charges	27,862	20,236	20,650	16,968
Total Working Expenses ..	56,49,871	63,89,914	47,13,669	37,54,790

(b)*Collection charges are included under estabtd.

Note.—Figures from 1956-57 to 1958-59 relate to Bombay State whereas figures for 1959-60 relate to areas in Maharashtra region of Bombay State.

8. *Details of Working expenses* :—The following table gives the details of working expenses for some of the principal works :—

Name of Work	Year	Average incidence of water rate per acre	Cost of measurement		Working expense in the P. W. D.	
			Total cost	Per acre	Per mile of canal	Per acre irrigated
(1)	(2)	(3)	(4)	(5)	(6)	(7)
1. Nira Left Bank Canal including Sherphal Tank.	1959-60 ..	22.36	..	Rs. 00.09	Rs. 1,780	2.63
2. Nira Right Bank Canal ..	Do. ..	37.79	..	0.11	1,050	13.57
3. Godavari Canals	Do. ..	35.76	..	0.09	5,640	9.67
4. Girna Canals	Do. ..	41.93	..	0.10	3,240	4.27
5. Pravara Canals	Do. ..	40.68	..	0.11	3,920	4.80
6. Kadwa River Works ..	Do. ..	28.47	..	0.12	3,100	18.76
7. Mutha Canals	Do. ..	14.58	..	0.12	1,190	12.22
8. Shahada Channel	Do. ..	14.80	311	0.01	542	6.37
9. Lower Panzara River Works	Do. ..	9.17	780	0.36	135	5.14
10. Upper Man River Works ..	Do. ..	13.46	..	0.35	1,050	19.45
11. Yerla River Works ..	Do. ..	10.12	..	0.28	975	6.22
12. Mayani Tank	Do. ..	8.79	..	0.24	1,020	7.25
13. Ashti Tank	Do. ..	14.23	474	0.13	558	3.63
14. Pathari Tank	Do. ..	9.80	155	0.13	1,874	9.19
15. Mhaswad Tank including N. R. B. C. Br. III.	Do. ..	6.97	9,462	0.70	1,194	3.32
16. Ekruk Tank	Do. ..	14.32	600	0.11	3,260	15.04
17. Shirsupal Tank	Do. ..	10.45	..	0.22	470	5.22
18. Bhadalwadi Tank ..	Do. ..	11.75	..	0.20	740	6.73
19. Krishna Canals	Do. ..	19.16	1,620	6.74
20. Radhanagari H. E. Project	Do. ..	23.81	No Canals	30.59
21. Jamda Canal	Do. ..	5.79	3,830	1.13	1,359	7.92

9. *Gross Assessed Revenue* :—The gross assessed revenue direct and indirect amounted to Rs. 1,33,03,124 (for areas in Maharashtra region of Bombay State) during 1959-60 as compared with Rs. 1,41,94,627 (Bombay State) in the previous year. The details of the gross assessment are as under :—

(1)	Direct Revenue			Indirect Revenue	Total
	Water Rate	Other receipts	Total		
(2)	(3)	(4)	(5)	(6)	
	Rs.	Rs.	Rs.	Rs.	Rs.
Productive, 1959-60	46,92,341	12,91,772	59,84,113	5,30,182	65,14,295
Unproductive, 1959-60	57,37,400	2,34,805	59,72,205	8,16,624	67,88,829
Total	1,04,29,741	15,26,577	1,19,56,318	13,46,806	1,33,03,124

The net assessed revenue of the year 1959-60 after deducting working expenses (Rs. 37,54,790) amounted to Rs. 95,48,334 (for areas in Maharashtra region of Bombay State) as compared with Rs. 94,81,408 (for Bombay State) during the previous year.

10. The following table gives the percentage return earned during the year 1959-60 on Capital Outlay on the Principal Works (works costing Rs. 10 lakhs or more) in operation:—

Name of work	Year	Total capital outlay direct and indirect	Gross receipts (Direct and indirect)	Working expenses (Direct and indirect)	Net Revenue	Percentage return on capital outlay
(1)	(2)	(3)	(4)	(5)	(6)	(7)
		Rs.	Rs.	Rs.	Rs.	
1. Nira Left Bank Canal including Shetphal Tank.	1959-60	1,65,19,121	15,44,314	2,01,375	13,42,939	8.13
2. Mutha Canals including Matoa Tank.	Do.	70,19,168	6,05,701	1,05,163	5,00,538	7.13

Name of work	Year	Total capital outly direct and indirect	Gross Receipts (Direct and indirect)	Working expenses (Direct and indirect)	Net Revenue	Percentage return on capital outlay
(1)	(2)	(3)	(4)	(5)	(6)	(7)
		Rs.	Rs.	Rs.	Rs.	
3. Pravara river Works.	1959-60	1,63,88,426	26,47,567	3,12,694	23,34,873	14.25
4. Chankapur Tank—Girna Canals.	Do. ..	30,57,235	7,04,339	60,430	6,43,909	21.06
5. Ekruk Tank ..	Do. ..	13,40,386	3,67,017	91,303	2,75,714	20.57
6. Shahada Channel	Do. ..	18,37,196	46,379	23,850	22,529	1.23
7. Kadwa River Works.	Do. ..	13,43,425	2,03,626	86,503	1,17,123	8.72
8. Godawari Canals	Do. ..	5,56,38,091	20,69,543	6,62,787	14,06,756	2.53
9. Nira Right Bank Canal.	Do. ..	4,31,82,399	29,95,728	11,05,426	18,90,302	4.38
10. Krishna Canal ..	Do. ..	59,99,804	1,63,635	53,823	1,09,812	1.83
11. Lower Panzara River Works.	Do. ..	4,68,321	47,604	12,784	34,820	7.43
12. Mhaswad Tank	Do. ..	20,96,016	1,00,248	35,940	64,308	3.07
13. Radhanagari H. E. Works.	Do. ..	1,54,88,129	5,98,576	4,78,776	1,19,800	0.77
14. Ranand Tank ..	Do. ..	29,17,787	14,239	12,229	2,010	0.07
15. Jamda Canals ..	Do. ..	22,03,153	48,432	26,838	21,594	0.98

11. The average water rate per acre of land actually irrigated during 1959-60 was (for areas in Maharashtra region of Bombay State) as under :—

	1959-60
Productive Works	26.93
Unproductive Works	23.00

12. Water rate assessment and other receipts during 1959-60 compared with those of the previous year were as under :—

(1)	1958-59 (For Bombay State)	1959-60 (For areas in Maharashtra region of Bombay State)
	Rs.	Rs.
Water Rates	1,24,23,092	1,04,29,741

(1)	1958-59 For Bombay State)	1959-60 (For areas in Maharashtra region of a Bombay State)
(1)	(2)	(3)
<i>Other Receipts</i>		
	Rs.	Rs.
Plantations	370	3,944
Water Power	33,956	38,757
Water Supply and Miscellaneous	17,11,641	28,30,682
Deduct—Refunds		
Total Other Receipts	17,45,967	1,33,03,124
<i>Indirect Revenue</i>		
Share of Land Revenue	25,568	
Grand Total	1,41,94,627	1,33,03,124

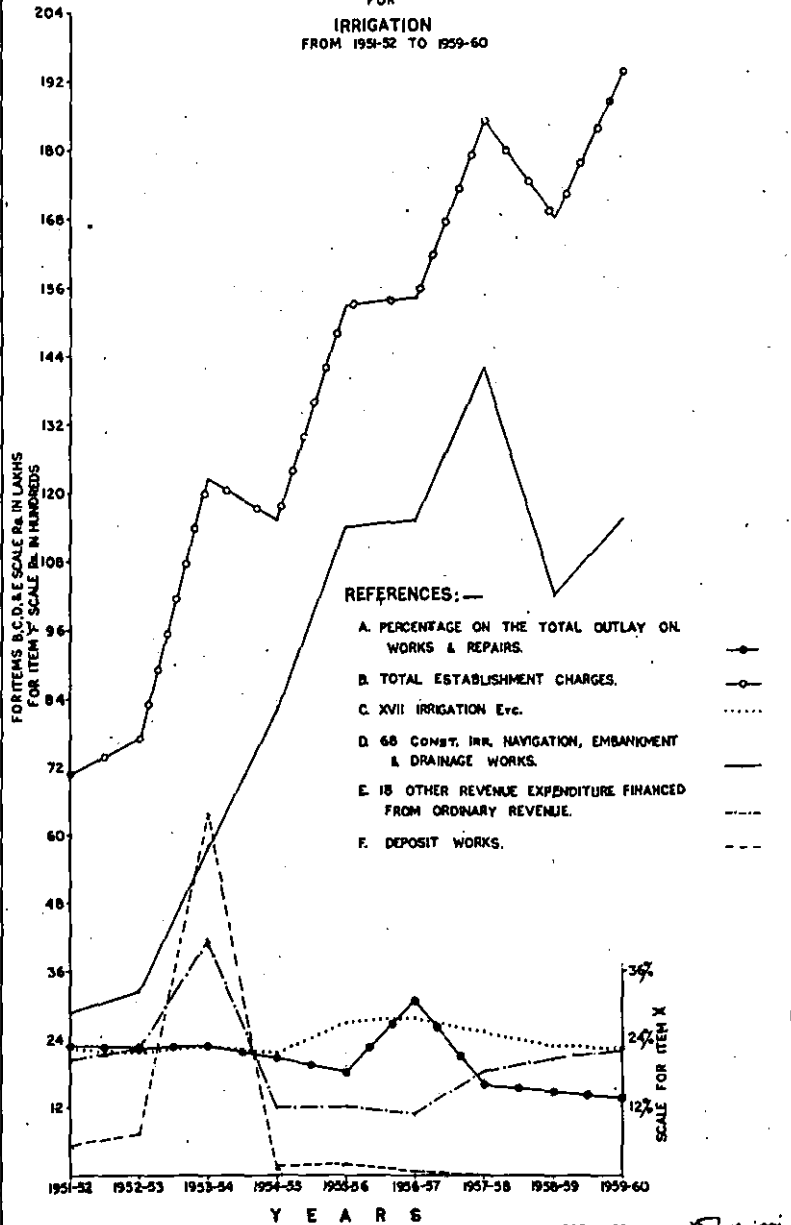
13. *Crop Acreage*.—The principal crop acreage irrigated during 1959-60 (for areas in Maharashtra region of Bombay State) is given below :—

Crop Acreage (1)	1959-60 (2) Acres
Sugarcane	76,585
Wheat	32,386
Rice	36,304
Jowar	13,743
Bajri	1,31,255
Gram, etc.	26,184
Groundnut	17,874
Cotton	17,828
Condiments	12,924
Fodder	5,900
	5,477

The total estimated value of the crops irrigated was Rs. 2127.62 lakhs (for areas in Maharashtra region of Bombay State) during the year as compared with Rs. 2,124.67 lakhs (for Bombay State) during the previous year.

STATE OF BOMBAY
 DIAGRAM SHOWING
 EXPENDITURE ON ESTABLISHMENT

FOR
 IRRIGATION
 FROM 1951-52 TO 1959-60

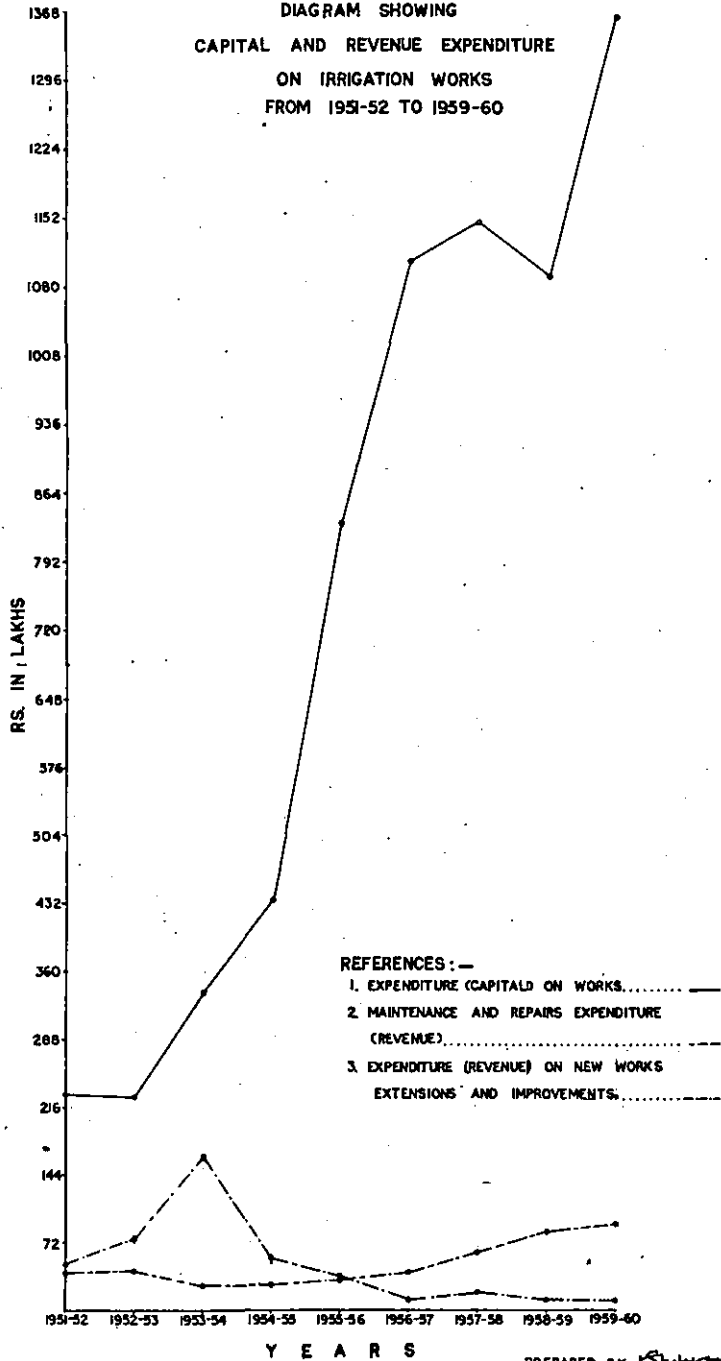


REFERENCES: —

- A. PERCENTAGE ON THE TOTAL OUTLAY ON WORKS & REPAIRS. —◆—
- B. TOTAL ESTABLISHMENT CHARGES. —○—
- C. XVII IRRIGATION Etc. —.....—
- D. 68 CONST. IRR. NAVIGATION, EMBANKMENT & DRAINAGE WORKS. ———
- E. 18 OTHER REVENUE EXPENDITURE FINANCED FROM ORDINARY REVENUE. ———
- F. DEPOSIT WORKS. —- - - -

PREPARED BY: — —
 IRRIGATION & POWER DEPARTMENT

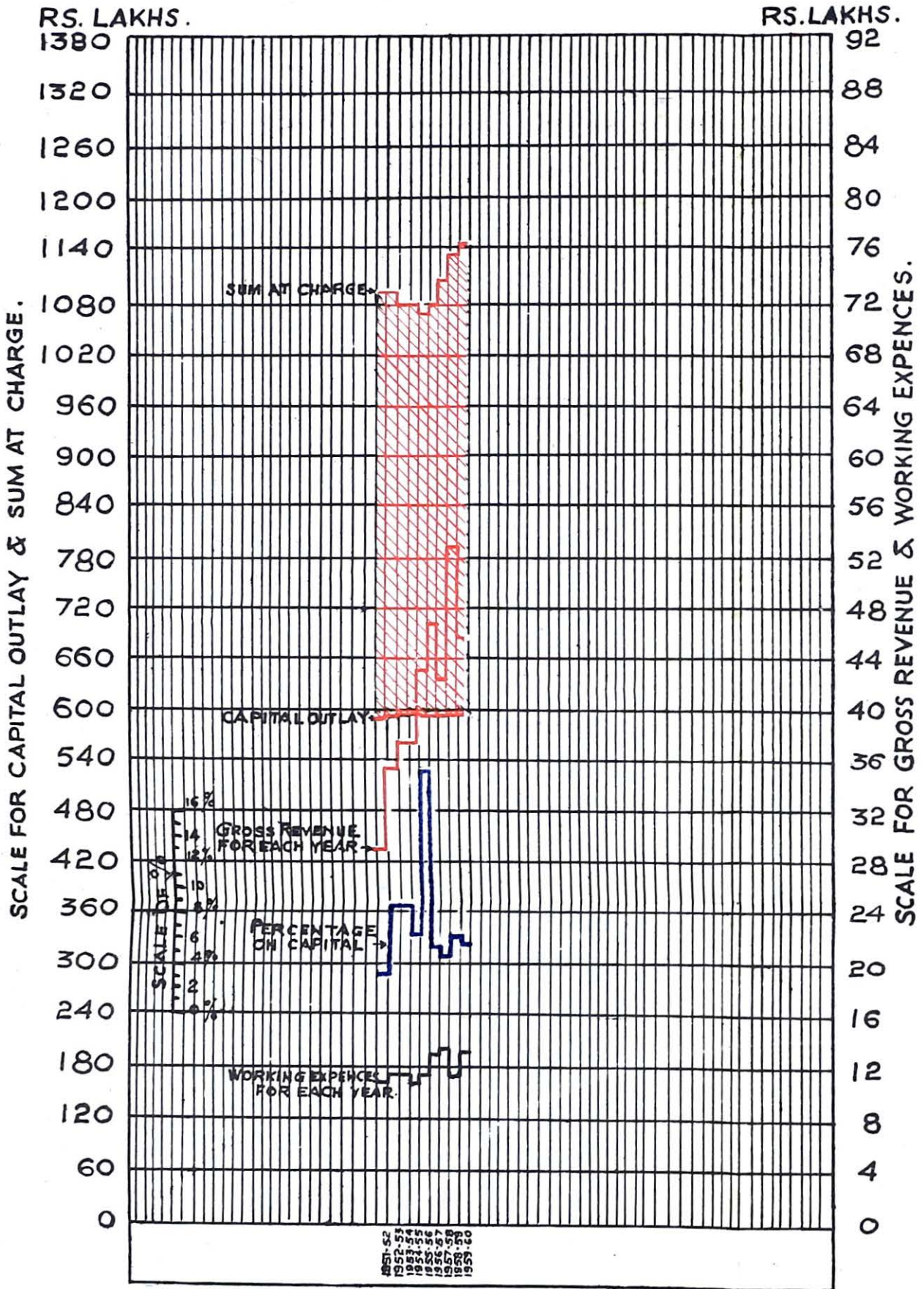
STATE OF BOMBAY
DIAGRAM SHOWING
CAPITAL AND REVENUE EXPENDITURE
ON IRRIGATION WORKS
FROM 1951-52 TO 1959-60



- REFERENCES:—**
- 1. EXPENDITURE (CAPITAL) ON WORKS..... —
 - 2. MAINTENANCE AND REPAIRS EXPENDITURE (REVENUE)..... - - - -
 - 3. EXPENDITURE (REVENUE) ON NEW WORKS EXTENSIONS AND IMPROVEMENTS..... ······

PREPARED BY: *[Signature]*
 IRRIGATION & POWER DEPARTMENT

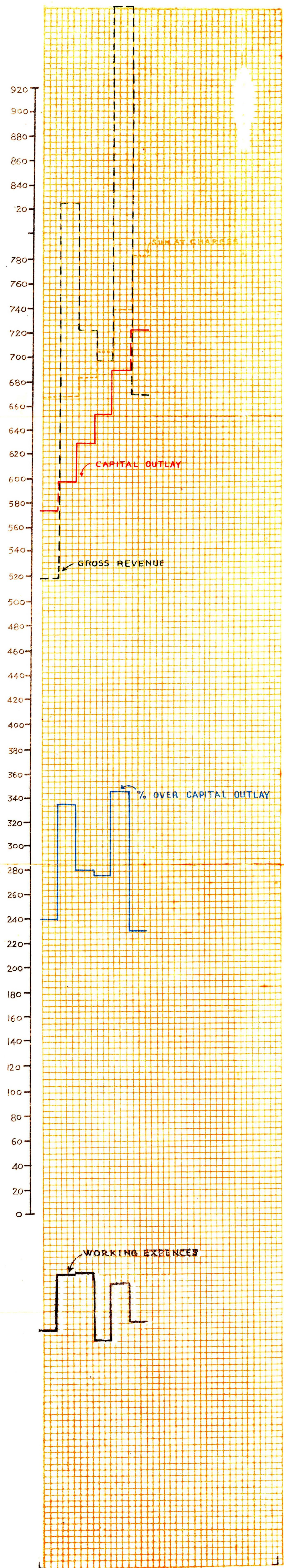
POONA IRRIGATION DIVISION FINANCIAL RECORD FOR NIRA R.B. & L.B. CANALS. FROM 1951-52 TO 1959-60.



T. By: - M. B. JOSHI
C. By: - H. K. SOMANI.

(Signature)
(R. K. NAMDAR.)
EXECUTIVE ENGINEER
POONA IRRIGATION DIVISION.

SCALE OF CAPITAL OUTLAY AND SUM AT CHARGES i.e. 0 TO 920



SCALE OF WORKING EXPENSES AND GROSS REVENUE Rs. IN LAKHS i.e. 0 TO 63

SCALE OF PERCENTAGE OVER CAPITAL OUTLAY i.e. 0.0 TO 10.00

S. NO.	NAME OF CANAL	CONSTRUCTION	CANAL WAS OPENED IN
1.	GODAVARI CANAL	1907	1911 - 1912
2.	PRAVARA CANAL	1909	1909 - 1910

REFERENCES:-

- 1 TOTAL SUM AT CHARGES [yellow dashed line]
- 2 CAPITAL OUTLAY [red solid line]
- 3 GROSS REVENUE [green dashed line]
- 4 WORKING EXPENSES [black solid line]
- 5 % OVER CAPITAL OUTLAY [blue solid line]

AHMEDNAGAR IRRIGATION DIVISION
COMBINED FINANCIAL
RECORD OF THE
GODAVARI, PRAVARA AND
NASIK CANALS
 FROM - 1954 - 55 TO 1959 - 60

Y. R. Bapaye
 31/7/69

Y. R. BAPAYE
 EXECUTIVE ENGINEER,
 AHMEDNAGAR DN.

STATEMENT

Statement showing Expenditure on Establishment in the Roads and Building and the Irrigation and Electrical Branches of the P. W. D. from the year 1921-22 to 1959-60 and the percentage on the total outlay on works and repairs during that period in both the Branches.

Year	Expenditure on Establishment in the Roads and Building Branch								Percentage on the total outlay on works and repairs in the Roads and Buildings Branch (10)
	50, Civil Works—State	52-A, Other Revenue Expenditure on Electricity Schemes	81, Civil Works	81-A, Capital Outlay on Electricity Schemes	50, Civil Works—Central	8, Military Works	Deposit Works	Total Establishment Charges	
(1)	(2)	(3)	(4)	(5)	(6)	(7)	(8)	(9)	(10)
	Rs.	Rs.	Rs.	Rs.	Rs.	Rs.	Rs.	Rs.	
1921-22 ..	29,06,955	1,98,683	45,258	2,84,992	34,35,888	19.26
1922-23 ..	20,14,640	..	8,34,450	..	1,78,163	71,481	77,143	31,75,877	20.79
1923-24 ..	15,84,488	..	8,10,645	..	67,892	38,560	6,88,354	31,89,939	19.99
1924-25 ..	16,89,892	..	12,25,632	..	1,19,721	27,862	2,52,556	33,15,663	19.67
1925-26 ..	18,89,417	..	12,05,078	..	1,01,876	69,049	2,58,535	35,23,995	20.66
1926-27 ..	25,30,286	..	5,97,486	..	1,68,896	5,882	3,94,389	36,96,939	23.76
1927-28 ..	21,99,448	..	5,59,107	..	1,49,132	5,042	2,97,270	32,09,999	24.96
1928-29 ..	22,40,393	..	6,56,713	..	2,29,540	2,240	2,56,180	33,85,066	25.03
1929-30 ..	22,43,450	..	7,38,867	..	1,56,773	3,638	2,34,897	33,74,625	25.26
1930-31 ..	25,51,711	..	1,80,139	..	1,72,163	2,415	85,444	29,91,872	32.35
1931-32 ..	25,93,104	..	2,32,929	..	1,22,799	3,182	44,132	29,96,146	38.70
1932-33 ..	23,74,603	..	71,981	..	85,143	3,334	17,156	25,52,217	39.79

1933-34	..	22,73,945	..	31,807	..	71,866	3,810	30,502	4,11,930	37,97
1934-35	..	21,88,729	..	37,278	..	62,472	2,693	47,694	23,39,866	35-82
1935-36	..	20,51,807	..	808	..	89,984	1,539	54,593	21,98,731	35-75
1936-37	..	23,14,593	..	619	..	61,859	1,124	57,679	24,35,874	31-66
1937-38	..	22,61,828	..	699	..	58,352	998	47,319	23,48,689	24-46
1938-39	..	20,85,355	10,113	769	65,711	21,61,938	25-28
1939-40	..	19,38,566	17,245 -11,702*	810 457*	63,725	20,09,191	23-37
1940-41	..	17,79,944	..	66,927	79,566	19,26,437	22-98
1941-42	..	17,06,360	..	1,25,314	28,924	18,60,598	15-41
1942-43	..	16,15,325	..	1,23,070	25,566	17,63,901	13-15
1943-44	..	19,50,549	..	54,204	55,187	20,59,940	19-06
1944-45	..	26,11,951	..	4,59,745	26,044	32,19,061	20-00
1945-46	..	27,09,660	2,67,645	3,35,986	24,471	20,022	33,54,875	15-87
1946-47	..	47,37,693	96,224	1,27,563	3,30,768	15,033	53,07,281	31-82

*Represents the difference between the Establishment Charges debited on the basis of estimated figures and those on the basis of actuals to the end of March final kept under suspense.

STATEMENT—cont.

Year	Expenditure on Establishment in the Irrigation Branch									
	68, Con- struction of Irriga- tion, Navi- gation, Embank- Drainage Works	XVII, for which Capital Accounts are kept	18, Other Revenue Expendi- ture financed from Ordinary Revenue	XLI, Receipts from Electricity Schemes— Hydro- Electric Schemes	53, Capital Outlay on Electricity Schemes— Hydro- Electric Schemes	Deposit Works	Total Establish- ment Charges	Percentage on the total outlay on works and repairs in the Irrigation Branch	Total Establishment Charges in the Roads and Irriga- tion Branches	Percentage on the total outlay on works and Roads and Irrigation Branches
(1)	(11)	(12)	(13)	(14)	(15)	(16)	(17)	(18)	(19)	(20)
	Rs.	Rs.	Rs.	Rs.	Rs.	Rs.	Rs.		Rs.	
1921-22 ..	11,53,734	13,85,960	6,68,651	2,770	32,11,115	33.59	66,47,003	24.26
1922-23 ..	14,20,751	13,44,901	5,34,327	1,993	33,01,972	32.22	64,77,849	25.38
1923-24 ..	21,87,793	14,43,222	5,22,013	2,058	40,65,084	33.89	72,55,023	25.87
1924-25 ..	29,10,785	17,73,724	5,26,361	492	51,75,362	28.73	84,91,025	24.35
1925-26 ..	32,21,647	17,99,343	5,19,228	2,681	55,42,899	21.62	90,66,854	21.23
1926-27 ..	35,56,959	18,08,385	5,94,989	3,207	59,63,540	30.56	96,60,479	27.54
1927-28 ..	36,98,956	19,20,773	7,80,312	3,847	64,03,888	26.00	96,13,887	25.64
1928-29 ..	39,04,670	21,35,939	6,16,601	2,750	66,59,960	25.51	1,00,45,026	25.35
1929-30 ..	42,26,873	21,08,302	6,18,312	1,012	69,54,499	23.26	1,03,29,124	23.88
1930-31 ..	42,88,966	18,31,149	5,99,621	1,734	67,21,470	21.60	97,13,342	24.06
1931-32 ..	40,37,972	16,34,011	5,18,627	86	61,90,696	22.40	91,86,842	25.97
1932-33 ..	28,70,427	23,53,971	4,01,329	680	56,26,407	28.54	81,78,624	31.30

1933-34	..	17,60,090	29,83,531	5,14,407	48,960	53,06,988	40-41	77,18,918	39-61
1934-35	..	15,36,830	30,98,255	4,55,037	441	50,90,563	42-89	74,30,429	40-38
1935-36	..	1,37,301	8,66,576	1,73,501	61	11,77,339	89-46	33,76,070	45-21
1936-37	..	74,021	8,24,668	1,63,507	620	10,63,016	83-73	34,98,890	39-04
1937-38	..	68,679	7,70,784	1,27,039	73	9,66,575	82-27	33,14,264	30-77
1938-39	..	53,922	8,22,086	1,39,881	10,15,889	92-85	31,77,827	32-95
1939-40	..	37,362	7,77,209	1,14,778	1,422	89,598	317	10,20,686	82-62	30,29,778	30-82
1940-41	..	52,969	7,96,162	43,795	3,749	4,452	1,409	9,02,236	107-88	28,28,673	30-68
1941-42	..	26,714	7,47,287	42,317	1,884	1,091	1,380	8,20,673	88-78	26,81,271	20-63
1942-43	..	4,851	7,62,592	45,736	2,234	221	—96*	8,15,538	104-51	25,79,439	18-17
1943-44	..	4,697	7,12,336	47,375	2,269	..	24	7,66,701	86-75	28,26,641	24-18
1944-45	..	4,332	9,72,069	89,995	1,721	82	223	10,68,422	74-94	42,87,483	24-47
1945-46	..	9,257	12,37,183	1,15,532	2,782	..	1,201	13,65,955	88-08	47,20,739	20-81
1946-47	..	22,735	13,90,083	2,04,606	17,083	190	1,564	16,37,261	114-86	69,44,542	38-36

Note.—The percentage of the establishment charges on the cost of works and repairs in the Irrigation Branch (column 18) is generally higher than that in the Roads and Buildings Branch (column 10). The reason is largely that the establishment charges in the Irrigation Branch include the cost of special Revenue Establishment employed entirely on "revenue management" work on certain canal systems, which has no connection with the execution of works and repairs, and that these charges also include cost of part of the time of Irrigation establishment spent on revenue management including the *control and distribution of water*, which is debited in the accounts to "revenue management" and not to execution of works and repairs. If these establishment charges debited in the accounts to "revenue management" are deducted from the total cost of Establishment in the Irrigation Branch, the percentage on the cost of works and repairs will not be so divergent. The increase in the rate per cent in the R. and B. Branch is mainly due to decrease in outlay on "works" and "repairs". Establishment charges cannot be reduced in the same ratio in which expenditure on works is reduced. A mere overall percentage on expenditure on works is inaccurate.

The figures from the year 1921-22 to 1934-35 pertain both to the Province of Bombay and Sind.

* Minus expenditure due to the write off of previous year's expenditure on which establishment charges were levied

STATEMENT—cont.

Year	Establishment Charges in the Roads and Buildings Branch					Establishment Charges in the Electrical Branch			
	50, Civil Works—State	81, Civil Works	Deposit Works	Total Establishment Charges	Percentage of total outlay on works and repairs in the Roads and Buildings	52, Other revenue expenditure on Electricity Schemes	53, Capital Outlay on Electricity Schemes	81-A, Capital Outlay on Electricity Schemes	XLI, Receipts from Electricity Schemes
(1)	(2)	(3)	(4)	(5)	(6)	(7)	(8)	(9)	(10)
	Rs.	Rs.	Rs.	Rs.		Rs.	Rs.	Rs.	Rs.
1947-48 ..	50,66,002	4,40,687	10,922	55,17,611	30.86	67,200	295	6,05,423	17,895
1948-49 ..	47,68,734	12,98,465	13,376	60,80,575	21.63	41,402	726	8,76,914	5,607
1949-50 ..	50,93,947	23,67,542	33,895	74,61,489	18.29	4,539	11,553	12,92,812	74,406
1950-51 ..	36,75,405	23,98,352	14,464	60,88,221	17.70	1,01,112	4,644	20,73,887	1,51,024
1951-52 ..	28,30,613	28,55,545	71,603	57,57,788	13.53	7,414	1,110	22,76,363	5,87,324
1952-53 ..	28,15,982	17,54,264	96,741	46,66,987	9.41	26,078	3,416	23,73,652	8,15,484
1953-54 ..	—23,96,139	19,66,898	70,529	3,58,712	"A"	99,746	3,214	21,10,373	12,49,3
1954-55 ..	—18,85,127	26,03,216	1,14,493	8,32,582	1.57	5,008	..	20,44,598	9,66,395
1955-56 ..	—2,94,815	33,49,900	64,478	—13,80,441	"A"	2,500	Nil.	17,37,569	2,440
1956-57 .. (1-4-1956 to 31-10-1956).	22,79,613	20,20,434	14,841	42,14,888	15.57	..	Nil.	13,23,751	1,698
1956-57 .. (1-11-1956 to 31-3-1957).	—60,89,706	52,23,510	10,867	—3,55,329	"A"	2,074	Nil.	8,17,447	1,91,731
1957-58 ..	—36,99,895	1,18,83,537	44,713	82,28,355	5.70	40,220	Nil.	2,59,820	71,834
1958-59 ..	78,06,266	73,06,953	51,456	1,51,64,676	11.28	52,550	Nil.	31,05,114	18,519
1959-60 ..	1,10,42,558	60,71,075	15,584	1,71,29,217	8.64	62,607	Nil.	40,39,648	52,026

Year	Establishment charges in the Electrical Branch		Establishment charges in the Irrigation Branch					Total establishment charges in (i) Roads and Buildings (ii) Irrigation Branches	Percentage on total outlay on works and repairs in (i) Roads and Buildings (ii) Electrical and (iii) Irrigation Branches (20)	
	Total establishment charges	Percentage on the total outlay on works and repairs in the Electrical Branch	XVII-Irrigation	18 Irrigation	68, Construction of Irrigation, Navigation, Embankment and Drainage Works	Deposit works	Total establishment charges			Percentage on total outlay on works and repairs in the Irrigation Branch
(1)	(11)	(12)	(13)	(14)	(15)	(16)	(17)	(18)	(19)	(20)
	Rs.		Rs.	Rs.	Rs.	Rs.	Rs.		Rs.	
1947-48 ..	6,00,813	42.05	15,12,281	1,67,149	68,134	176	17,37,740	94.33	79,46,164	37.19
1948-49 ..	*9,24,649	25.49	20,26,797	3,50,705	6,83,787	854	30,71,143	61.72	1,00,76,367	27.45
1949-50 ..	13,83,310	13.61	18,21,774	7,32,375	24,07,235	..	49,61,384	39.65	1,38,08,183	39.65
1950-51 ..	23,30,667	14.29	22,92,279	9,74,029	33,22,878	232	65,89,218	25.02	1,50,08,106	25.0
1951-52 ..	28,72,211	10.89	22,40,898	20,43,104	28,81,518	568	71,66,088	23.12	1,57,96,087	15.81
1952-53 ..	32,23,631	9.82	21,96,710	22,78,910	32,58,896	746	77,05,262	22.46	1,56,25,880	18.27
1953-54 ..	34,62,732	11.70	23,48,296	41,72,817	57,93,314	6,375	1,23,20,802	23.05	1,54,24,822	10.88
1954-55 ..	30,16,001	21.83	21,62,503	12,98,992	81,23,413	171	1,15,85,079	19.35	1,54,33,662	12.18
1955-56 ..	17,43,515	13.75	27,01,716	12,98,722	1,13,26,094	199	1,53,26,731	17.04	1,56,89,804	10.26
1956-57 ..	13,25,449	17.44	16,56,525	6,32,845	54,87,914	43	77,77,327	19.47	1,33,17,664	Not available
(1-4-1956 to 31-10-1956).										
1956-57 ..	10,11,252	10.78	11,15,610	4,49,177	61,19,785	Nil	76,84,572	10.01	83,40,495	Do.
(1-11-1956 to 31-3-1957).										
1957-58 ..	28,71,874	6.74	25,51,129	18,01,003	1,42,17,447	Nil	1,85,69,576	15.14	2,96,69,808	Do.
1958-59 ..	31,76,183	5.93	23,73,908	20,66,409	1,02,23,606	Nil	1,68,21,152	14.18	3,51,62,011	Do.
1959-60 ..	41,54,281	7.85	22,32,261	22,07,483	1,15,43,907	Nil	1,93,56,053*	13.26	4,06,39,551	Not available.

*Includes establishment expenditure under following heads :—

	Rs.
(i) 68-A, Construction of Irrigation, etc. ..	33,72,246.
(ii) 51-B, Other Revenue Expenditure, etc. ..	156

Note.—'A'—No percentage is calculated as the total expenditure is a minus figures.

**REVIEW OF THE ADMINISTRATIVE ACCOUNTS OF
IRRIGATION WORKS IN THE BOMBAY STATE
FOR THE YEAR 1959-60**

1. Irrigation, Navigation, Embankment and Drainage works are divided into two main categories—Works for which Capital Accounts are kept and Works for which Capital Accounts are not kept. All irrigation works, of which it is both desirable and possible to maintain accounts on a commercial basis, are included in the former category and those for which the maintenance of such accounts is either impossible or unnecessary, either because they produce little or no revenue or because owing to their restricted size, it is not worthwhile examining the returns paid by each individual work, are put under the latter class.

2. During the year under review there were 134 works for which Capital and Revenue Accounts were kept as against 124 during the previous year. The names of new schemes undertaken during the year under report are given below :—

- (1) Niruma Irrigation Scheme.
- (2) Suvi Irrigation Scheme.
- (3) Raidi Irrigation Scheme.
- (4) Sapda Irrigation Scheme.
- (5) Balambhadi Irrigation Scheme.
- (6) Muli Bhogawo Irrigation Scheme.
- (7) Kutch Irrigation Scheme.
- (8) Irrigation Schemes in Kutch.
- (9) Planning Machineshops and Workshops.
- (10) Planning Procurement and Inspection.

Balambhadi Irrigation Scheme has been transferred to the non-Commerical category from 1960-61 Accounts.

3. The 'Direct Receipts' and 'Working Expenses' shown in the Revenue Accounts of Irrigation Works relate to the financial year, whereas 'Indirect Receipts' on account of Irrigation share of Land Revenue pertain to the Revenue Year 1st of August to 31st of July.

4. The total Capital invested up to the end of the year 1959-60 on all these works including indirect charges amounted to Rs. 84,15,72,416, Rs. 20,29,76,782 on account of the 19 Productive Works and the balance on account of Unproductive Works.

Out of the total of 134 works, 70 were in operation and the remaining under construction.

5. The aggregate financial results of all the Irrigation works show a net loss of Rs. 271.62 lakhs for the year.

6. The works for which Capital Accounts are kept are further subdivided into Productive and Unproductive works.

PRODUCTIVE WORKS

7. Productive public works are works of a remunerative character, the first cost of which is usually met from borrowed money. They are expected after a certain period to yield enough revenue to meet the interest charges on the Capital Outlay and the cost of working and maintenance.

The number of works under this class was 19 during the year under review as against 17 during the previous year. Out of the total nineteen schemes seven are under construction and the rest in operation. The names of the new schemes started during the year under report are as follows :—

- (1) Niruma Irrigation Scheme, and
- (2) Suvi Irrigation Scheme.

The names of the other five works under construction are as follows :—

- (1) Kakrapar Weir Canal,
- (2) Kadana Project,
- (3) Mula Canal,
- (4) Hathmati Reservoir Project, and
- (5) Gajansar Irrigation Scheme.

In respect of the 12 schemes in operation the percentage of return on the capital invested during the past three years was as follows:—

Name of the work (1)	Rate of Productivity (2)	1957-58 (3)	1958-59 (4)	1959-60 (5)
1. Ekruk Tank	4 p.c. ..	20·22	25·41	20·57
2. Shahada Channel ..	5 p.c. ..	0·89	2·29	1·03
3. Nira Left Bank Canal and Shetphal.	4 p.c. ..	7·13	8·64	8·13
4. Mutha Canal including Matoba Tank.	4 p.c. ..	6·01	4·71	7·13
5. Chankapur Tank ..	4 p.c. ..	17·88	18·72	21·06
6. Pravara River Works ..	6 p.c. ..	15·49	16·87	14·25
7. G a j o d Irrigation Scheme.	4 p.c. ..	0·44	Nil	0·20
8. S o n a n d r o Irrigation Scheme.	4 p.c. ..	0·28	Nil	Nil
9. Kaila Irrigation Scheme	4 p.c. ..	Nil	Nil	Nil
10. K a n k a v a t i Irrigation Scheme.	4 p.c. ..	Nil	Nil	Nil
11. Rudramata Irrigation Scheme.	4 p.c. ..	Nil	Nil	0·12
12. H a t h m a t i Reservoir Project (Rajkot area).	4 p.c. ..	1·35	Nil	Nil

The Government have changed the classification of serial Nos. 2 and 7 to 11 above from the 'Productive' to 'Unproductive' category from the year 1960-61.

UNPRODUCTIVE WORKS

8. Unproductive public works are those which are not expected or found to be adequately remunerative but which have still been considered necessary for reducing expenditure elsewhere general welfare or relief of the population of the area or for similar administrative considerations.

The number of irrigation works under this class was 115 during the year as against 107 during the last year. The names of the new schemes are :—

- (1) Raidi Irrigation Scheme,
- (2) Sapda Irrigation Scheme,
- (3) Balambhadi Irrigation Scheme;
- (4) Muli Bhogawo Irrigation Scheme,
- (5) Kutch Irrigation Scheme,
- (6) Irrigation Schemes in Kutch,
- (7) Planning Machineshops and workshops, and
- (8) Planning Procurement and Inspection.

Out of these 115 works, 57 including the eight new works detailed above were under construction and the remaining 58 under operation.

The working expenses in respect of the following works in operation exceeded the Revenue during the year, in the following cases as shown below :—

	Rs.
1. Hathmati and Kharicut Canal	97,600
2. Mhaswa Canal	4,593
3. Bhatodi Tank	2,81,919
4. Upperman River Works	8,125
5. Rewadi Canal	816
6. Parsul Tank	22,129
7. Budhial Tank	10,738
8. Wangroli Tank	877
9. Tranza Nagrama Tank	4,562
10. Savli Tank	2,398

	Rs.
11 Meshwa Canal	26,711
12. Mahi Canal	5,42,776
13. Mangi Tank	4,451
14. Purmepada Tank	7,803
15. Patandumgri Tank	36,544
16. Sayyadnagar Bandhara	11,653
17. Wadhwan Tank	23,961
18. Heran Project	42,147
19. Karad Project	36,119
20. Khasapur Project	14,180
21. Talwar Project	1,950
22. Dam on River Sasoi	45,895
23. Dam on River Puna	23,921
24. Dam on River Ghee	8,082
25. Machhu Irrigation Scheme	5,924
26. Aji Irrigation Scheme	4,806
27. Manjisar Irrigation Scheme	3,812
28. Ozat Irrigation Scheme	4,471
29. Raval Irrigation Scheme	565
30. Sakroli Irrigation Scheme	1,459
31. Muli Bhogawo Irrigation Scheme	2,242
32. Irrigation Schemes in Kutch	2,93,878
Total ..	15,77,107

In the works noted below there was an increase in the working expenses over the previous year without corresponding increase in receipts.

(1)	Total Working Expenses		Total Receipts	
	1958-59	1959-60	1958-59	1959-60
	(2)	(3)	(4)	(5)
	Rs.	Rs.	Rs.	Rs.
Chikli Canal	2,063	3,283	5,959	4,836
Hathmati and Kharicut Canal ..	1,56,315	1,71,992	1,56,634	74,392
Mhaswa Canal	4,000	9,970	5,213	5,377
Bhatodi Tank	1,853	2,90,276	5,413	8,357
Parsul Tank	18,479	27,320	13,121	5,191
Pathri Tank	4,082	9,872	42,756	29,074
Budhial Tank	117	12,702	..	1,964
Godavari Canal	5,73,981	6,62,787	30,18,836	20,69,543
Nira Right Bank Canal	6,37,173	11,05,426	34,26,993	29,95,728
Mahi Canal	1,50,828	5,53,323	19,056	10,547
Purmepada Tank	7,803
Sayyadnagar Bandhara	11,653
Karad Project	8,995	36,137	16	18
Heran Project	42,622	..	475
Khasapur Project	12,683	14,180	5,506	..
Talwar Project	1,950
Dam on River Sasoi	13,190	45,895
Dam on River Puna	13,613	23,921	3,352	..
Brahmini Irrigation Scheme ..	35,028	64,628	76,679	74,042
Ranghola Irrigation Scheme ..	35,744	40,371	67,288	58,685
Bhogawo Irrigation Scheme	649	2,662	1,395
Munjiasar Irrigation Scheme	14,446	11,955	10,654
Raval Irrigation Scheme	565

In the case of the following works, there was a marked decrease in the gross receipts compared with those in the previous year:—

(1)	Receipts in 1958-59	Receipts in 1959-60
	Rs.	Rs.
Hathmati and Kharicut Canal	1,56,634	74,392
Ashti Tank	51,385	36,285
Parsul Tank	13,121	5,191
Jamada Canal	1,13,676	48,432
Pathri Tank	42,756	29,074
Savli Tank	22,931	1,890
Godavari Canal	30,18,836	20,69,543
Nira Right Bank Canal	34,26,993	29,95,728
Meshwa Canal	1,04,275	53,559
Mahi Canal	19,056	10,547
Radhanagri Hydro-Electric Works	6,17,315	5,98,576
Harnav River Project	491	..
Khasapur Project	5,506	..
Ranghola Irrigation Scheme	67,288	58,685
Bhogawo Irrigation Scheme	2,662	1,395
Demi Irrigation Scheme	195	..
Fulzar Irrigation Scheme	2,922	..
Limbdi Irrigation Scheme	3,104	..
Solmathia Irrigation Scheme	2,333	1,873
Dam on River Puna	3,352	..
Dam on River Ghee	9,075	..

9. Except Kadwa River Works which showed the percentage return of 4.40 per cent during the year, no work in the Unproductive Class has shown a remunerative rate of return during the year under review.

S. SANKARAN,
Accountant General.

BOMBAY STATE

ABSTRACT of Part I—General Abstracts of Financial Results of Irrigation, Embankment and Drainage Works for which separate Revenue Accounts are kept for the year 1959-60.

Part I.—General Abstract of Financial Results of Irrigation, Embankment and Drainage Works for which separate Revenue Accounts are kept for the Year 1959-60

Serial No.	Name of Projects	Estimated Cost of Construction			Date of closure of construction estimate or in the case of works under construction date of sanction	Capital Outlay inclusive of Indirect Charges		
		Direct Charges	Indirect Charges	Total		During the year		
						Direct Charges	Indirect Charges	Total
(1)	(2)	(3)	(4)	(5)	(6)	(7)	(8)	
		Rs.	Rs.	Rs.		Rs.	Rs.	Rs.
<i>68.—Construction of Irrigation, Navigation, Embankment and Drainage Works—Commercial—A—Irrigation Works.</i>								
1	Senior D. A. G., Rajkot	16,35,20,758	90,81,414	17,26,02,172	..	3,09,76,845	2,62,834	3,12,39,679
2	Senior D. A. G., Nagpur	14,61,55,311	..	14,61,55,311	..	2,49,34,419	2,19,488	2,51,53,907
3	Main Office A. G., Bombay.	21,74,92,560	55,64,837	22,30,57,397	..	7,12,26,398	6,79,789	7,19,06,187
Grand Total		.. 52,71,68,629	1,46,46,251	54,18,14,880	..	12,71,37,662	11,62,111	12,82,99,773

Serial No.	Name of Projects	Capital Outlay inclusive of Indirect Charges			Accumulated arrears of simple interest to end of the year	Total Capital invested to end of the year [Cols. (11) & (12)]
		To end of year				
		Direct Charges	Indirect Charges	Total		
(1)	(2)	(9)	(10)	(11)	(12)	(13)
		Rs.	Rs.	Rs.	Rs.	Rs.
<i>68.—Construction of Irrigation, Navigation, Embankment and Drainage Works—Commercial—A—Irrigation Works—cont.</i>						
1	Senior D. A. G., Rajkot	18,66,60,557	17,98,461	18,84,59,018	3,14,04,315	21,98,63,333
2	Senior D. A. G., Nagpur	5,53,30,099	5,20,951	5,58,51,050	46,73,004	6,05,24,054
3	Main Office A. G., Bombay.	58,89,04,796	83,57,552	59,72,62,348	16,06,55,761	75,79,18,109
Grand Total		83,08,95,452	1,06,76,964	84,15,72,416	19,67,33,080	1,03,83,05,496

Part I.— General Abstract of Financial Results of Irrigation, Navigation, Embankment and Drainage Works for which separate Revenue Accounts are kept for the Year 1959-60—cont.

Serial No	Name of Projects	Gross Receipts during the year			Working Expenses and Maintenance during the year inclusive of Indirect Charges			Net Revenue (Surplus and Deficit)
		Direct Receipts	Portion of Land Revenue due to works	Total	Direct Charges	Indirect Charges	Total	
(1)	(2)	(14)	(15)	(16)	(17)	(18)	(19)	(20)
		Rs.	Rs.	Rs.	Rs.	Rs.	Rs.	Rs.
<i>68.—Construction of Irrigation, Navigation, Embankment and Drainage Works—Commercial—A—Irrigation Works—contd.</i>								
1	Senior D. A. G., Rajkot	*4,70,795	..	*4,70,795	8,45,661	7,532	8,53,193	(- -)3,82,398
2	Senior D. A. G., Nagpur	..	3,243	3,243	17,117	162	17,279	(—) 14,036
3	Main Office Bombay. A. G.	1,16,19,835	13,43,612	1,29,63,447	57,20,694	35,387	57,56,081	72,07,366
Grand Total		.. *1,20,90,630	13,46,855	*1,34,37,485	65,83,472	43,081	66,26,553	68,10,932

Serial No.	Name of Projects	Percentage on Capital outlay [Col. (11)] [Gain (G.) Loss (L)]	Simple Interest during the year	Net Gain	Net Loss	Percentage of Net Revenue (Col. 20) on Capital invested (Col. 13)				
						during the			Prescribed rate of interest as test of productivity	
						1957-58	1958-59	1959-60		
(1)	(2)	(21)	(22)	(23)	(24)	(25)	(26)	(27)	(28)	
Gain Loss			Rs.	Rs.	Rs.				Rs.	
<i>68.—Construction of Irrigation, Navigation, Embankment and Drainage Works—Commercial—A—Irrigation Works—contd.</i>										
1	Senior D. A. G., Rajkot	76,33,518	..	80,15,916	
2	Senior D. A. G., Nagpur	..	†20,47,472	..	20,61,508	
3	Main Office A. G., Bombay.	..	2,42,92,439	..	1,70,85,073	
Grand Total		..	0.81	3,39,73,429	..	2,71,62,497	0.97	1.20	0.66	..

*Excludes Rs. 37,140 in respect of works for which no Capital and Revenue Accounts are to be maintained.

†Excludes difference of Rs. 22,345 vide foot-note † in Part I abstract of Administrative Accounts of Irrigation works for the year 1958-59 now adjusted.

BOMBAY STATE (RAJKOT AREA)

PART I

**General Abstract of Financial Results of Irrigation,
Navigation, Embankment and Drainage works
for which separate Revenue Accounts are
kept for the year 1959-60.**

BOMBAY STATE (RAJKOT AREA)

Part I.—General Abstract of Financial results of Irrigation, Navigation, Embankment and Drainage Works for which separate Revenue Accounts are kept

Serial No.	Name of the Project	Cost of construction as now estimated			Date of closure of construction estimate or in the case of works under construction, date of sanction (6)	Capital		
		Direct charges	Indirect charges	Total		During the year		
(1)	(2)	(3)	(4)	(5)	(6)	(7)	(8)	(9)
		Rs.	Rs.	Rs.		Rs.	Rs.	Rs.
<i>68.—Construction of Irrigation, Navigation, Embankment and Drainage Works (Commercial).</i>								
<i>A.—Irrigation Works</i>								
(1) PRODUCTIVE								
1	Rudramata Irrigation Scheme	33,21,628	..	33,21,628	10/20-10-51	17,31,771	16,858	17,48,629
2	Sanandro Irrigation Scheme ..	10,79,472	..	10,79,472	Do.
3	Kankawati Irrigation Scheme	15,12,590	..	15,12,590	Do. ..	(—) 12	..	(—)12
4	Kaila Irrigation Scheme ..	13,94,438	..	13,94,438	Do. ..	1,582	15	1,597
5	Gajod Irrigation Scheme ..	11,47,204	..	11,47,204	Do.
6	Gajansar Irrigation Scheme	Do. ..	4,52,754	4,401	4,57,155
7	Hathmati Reservoir Project	56,21,350	2,26,000	58,47,350	21-5-58 ..	22,46,768	22,093	22,68,861
8	Niruma Irrigation Scheme	3,00,120	2,917	3,03,037
9	Suvi Irrigation Scheme	6,89,321	6,700	6,96,021
	Total—Productive ..	1,40,76,682	2,26,000	1,43,02,682	..	54,22,304	52,984	54,75,288

Serial No.	Name of the Project	Outlay			Accumulated arrears of simple interest to end of the year	Total Capital invested to end of the year [Cols. (12) and (13)]	Gross Receipt during the year		
		To end of the year					Direct receipts	Indirect receipts	Total
(1)	(2)	(10)	(11)	(12)	(13)	(14)	(15)	(16)	(17)
		Rs.	Rs.	Rs.	Rs.	Rs.	Rs.	Rs.	Rs.
	68.— <i>Construction of Irrigation, Navigation, Embankment and Drainage Works (Commercial):</i> <i>A.—Irrigation Works</i>								
	(1) PRODUCTIVE— <i>cont.</i>								
1	Rudramata Irrigation Scheme	18,52,717	17,928	18,70,645	47,642	19,18,287	70	..	70
2	Sanandro Irrigation Scheme ..	11,85,244	61	11,85,305	1,92,864	13,78,169	2,934	..	2,934
3	Kankawati Irrigation Scheme	17,09,441	205	17,09,746	3,50,268	20,60,014	193	..	193
4	Kaila Irrigation Scheme ..	14,51,595	17	14,51,612	3,26,294	18,77,906	3,891	..	3,891
5	Gajod Irrigation Scheme ..	12,31,790	182	12,31,972	1,83,576	14,15,548	10,010	..	10,010
6	Gajansar Irrigation Scheme ..	5,53,944	5,301	5,59,245	17,134	5,76,379	5	..	5
7	Hathmati Reservoir Project ..	53,53,590	52,152	54,05,742	3,51,033	69,73,757
8	Niruma Irrigation Scheme ..	3,00,120	2,917	3,03,037	6,561	3,09,598	189	..	189
9	Suvi Irrigation Scheme ..	6,89,321	6,700	6,96,021	15,446	7,11,467	57	..	57
	Total—Productive ..	1,43,27,762	85,563	1,44,13,325	15,90,818	1,16,04,143	17,349	..	17,349

BOMBAY STATE (RAJKOT AREA)

Part I—General Abstract of Financial results of Irrigation, Navigation, Embankment and Drainage Works for which separate Revenue Accounts are kept

Serial No.	Name of the Project	Working expenses and maintenance during the year including indirect charges			Net Revenue surplus (+) and (—) deficit	Percentage on Capital Outlay [cols. 11 Gain (G) Loss (L)]	Simple interest during the year
		Direct charges	Indirect charges	Total			
(1)	(2)	(18)	(19)	(20)	(21)	(22)	(23)
		Rs.	Rs.	Rs.	Rs.		Rs.
<i>Construction of Irrigation, Navigation, Embankment and Drainage Works (Commercial).</i>							
<i>A.—Irrigation Works.</i>							
<i>(1) PRODUCTIVE—cont.</i>							
1.	Rudramata Irrigation Scheme	—2,319	(—)23	(—)2,342	2,412	0·13 (G)	44,450
2.	Sanandro Irrigation Scheme	9,736	88	9,824	(—)6,890	0·58 (L)	53,336
3.	Kankavati Irrigation Scheme	49,629	446	50,075	(—)49,882	2·91 (L)	76,925
4.	Kaila Irrigation Scheme	49,104	442	49,546	(—)45,655	3·14 (L)	65,286
5.	Gajod Irrigation Scheme	7,107	64	7,171	2,839	0·23 (G)	55,430
6.	Gajansar Irrigation Scheme	5	0·00 (G)	14,736
7.	Hathmati Reservoir Project	1,88,446
8.	Niruma Irrigation Scheme	189	0·06 (G)	6,750
9.	Suvi Irrigation Scheme	57	0·01 (G)	15,503
Total—Productive		1,13,257	1,017	1,14,274	(—)96,925	0·67 (L)	5,20,862

Serial No.	Name of the Project	Net Gain	Net Loss	Percentage of net revenue on capital invested col. 21/col. 14			Prescribed rate of interest as test of productivity
				During 1957-58	During 1958-59	During 1959-60	
(1)	(2)	(24)	(25)	(26)	(27)	(28)	(29)
		Rs.	Rs.	Per cent	Per cent	Per cent	Rs.
<i>Construction of Irrigation, Navigation, Embankment and Drainage Works (Commercial).</i>							
<i>A.—Irrigation Works</i>							
(1) PRODUCTIVE—cont.							
1.	Rudramata Irrigation Scheme	42,038	(—) 21·35	(—) 0·02	0·12	4
2.	Sanandro Irrigation Scheme	60,226	(+) 0·28	(—) 0·06	..	4
3.	Kankavati Irrigation Scheme	1,26,807	(—) 0·43	(—) 0·73	..	4
4.	Kaila Irrigation Scheme	1,10,941	(—) 0·49	(—) 2·32	..	4
5.	Gajod Irrigation Scheme	52,591	(+) 0·44	(—) 0·07	0·20	4
6.	Gajansar Irrigation Scheme	14,731	4
7.	Hathmati Reservoir Project	1,88,446	(+) 0·77	4
8.	Niruma Irrigation Scheme	6,561	0·06	4
9.	Suvi Irrigation Scheme	15,446	0·01	4
	Total—Productive	6,17,787

BOMBAY STATE (RAJKOT AREA)

Part I.—General Abstract of Financial result of Irrigation, Navigation, Embankment and Drainage Works for which separate Revenue Accounts are kept.

Serial No.	Name of the Project	Cost of construction as now estimated			Date of closure of construction estimate or in the case of works under construction, date of sanction (6)	Capital		
		Direct charges	Indirect charges	Total		During the year		
(1)	(2)	(3)	(4)	(5)	(6)	(7)	(8)	(9)
		Rs.	Rs.	Rs.		Rs.	Rs.	Rs.
	(2) UNPRODUCTIVE							
1	Dam on River Sasoi	69,83,944	3,76,766	73,60,710	3-1-52	1,05,656	1,060	1,06,716
2	Dam on River Puna	19,09,969	19,024	19,28,993	8-1-52
3	Dam on River Ghee	22,08,760	1,42,114	23,50,874	25-6-51	10,664	107	10,771
4	Brahmani Irrigation Scheme	92,73,895	3,28,190	96,02,085	11-2-53	32,483	294	32,777
5	Ranghola Irrigation Scheme ..	68,60,844	1,82,621	70,43,465	18-2-52	72	1	73
6	Moj Irrigation Scheme ..	93,13,654	2,34,030	95,47,684	26-10-51	19,382	154	19,536
7	Malan Irrigation Scheme ..	43,61,754	1,13,365	44,75,119	2-4-52
8	Machu Irrigation Scheme ..	1,34,72,348	3,44,000	1,38,16,348	5-1-49 & 27-3-54	4,63,732	4,258	4,67,990
9	Aji (Thorala) Irrigation Scheme	69,76,750	1,57,000	71,33,750	12-1-52
10	Bhimdad Irrigation Scheme ..	21,98,200	63,626	22,61,826	30-5-51
11	Bhogawo Irrigation Scheme ..	54,09,913	1,84,554	55,94,467	11-1-54	1,20,877	1,110	1,21,987

12	Munjiasar Irrigation Scheme	56,28,490	1,23,052	57,51,542	27-1-54	85,432	686	86,118
13	Hiran Irrigation Scheme ..	47,59,418	51,480	48,10,898	5-3-54	10,64,497	9,777	10,74,274
14	Ozat Irrigation Scheme ..	42,95,827	1,51,244	44,47,071	4-4-54 & 7-9-54	1,82,702	1,776	1,84,478
15	Gondli Irrigation Scheme ..	19,92,790	85,470	20,78,260	22-3-55	42,468	336	42,804
16	Shatrunji Irrigation Scheme ..	2,13,54,534	21,82,640	2,35,37,174	12-10-55	59,74,297	51,790	60,26,087
17	Demi Irrigation Scheme ..	32,41,458	1,24,049	33,65,507	13-6-55	2,73,590	2,476	2,76,066
18	Fulzar Irrigation Scheme ..	30,81,838	1,15,328	31,97,166	22-9-55	4,05,238	4,065	4,09,303
19	Limdi Bhogawo Irrigation Scheme.	35,29,175	2,08,914	37,38,089	18-10-55	69,475	629	70,104
20	Wadhawan Bhogawo Irrigation Scheme.	55,03,303	2,22,390	57,25,693	27-10-55	9,54,382	8,638	9,63,020
21	Chorwadia Irrigation Scheme	8,29,801	39,708	8,69,509	12-5-53
22	Solmathia Irrigation Scheme	6,47,775	46,483	6,94,258	12-5-53
23	Surajwadi Irrigation Scheme	34,22,373	1,62,131	35,84,504	16-2-53
24	Machhundri Irrigation Scheme	9,15,693	27,448	9,43,141	22-2-55	2,51,336	2,145	2,53,481
25	Raval Irrigation Scheme ..	6,47,139	23,974	6,71,113	18-2-55 (c)	2,94,601	2,864	2,97,465
26	Sakroli Irrigation Scheme ..	21,82,730	31,094	22,13,824	13-9-55	78,194	666	78,860
27	Bhadar Irrigation Scheme ..	71,23,380	14,12,911	85,36,291	10-4-56	20,40,091	17,739	20,57,830
28	Rojki Irrigation Scheme ..	2,19,962	44,376	2,64,338	11-1-56	136	1	137
29	Ghelo Irrigation Scheme ..	1,67,958	30,620	1,98,578	11-6-55	50,523	400	50,923
30	Zolapuri Irrigation Scheme ..	12,80,439	55,732	13,36,171	16-2-53
31	Saraswati Project	22,60,970	14,52,080	77,13,050	23-12-56 & 3-1-57	64,183	(—)762	63,421
32	Khodiar Project	25,41,293	47,600	25,88,893	17-12-57	9,78,230	8,991	9,87,221

BOMBAY STATE (RAJKOT AREA)

Part I.—General Abstract of Financial Results of Irrigation, Navigation, Embankment and Drainage Works for which separate Revenue Accounts are kept

A-1328-4B

Serial No.	Name of the Project	Cost of construction as now estimated			Date of closure of construction estimate or in the case of works under construction, date of sanction	Capital		
		Direct charges	Indirect charges	Total		During the year		
(1)	(2)	(3)	(4)	(5)	(6)	(7)	(8)	(9)
		Rs.	Rs.	Rs.		Rs.	Rs.	Rs.
	(2) UNPRODUCTIVE—cont.							
33	Banas Valley Project	28,06,615	..	28,06,615	3-1-57	99,79,073	68,100	1,00,47,173
34	Meshwa (Shamlaji) Project ..	20,41,084	71,400	21,12,484	30-6-58	19,47,444	22,139	19,69,583
35	Raidi Irrigation Scheme	1,228	11	1,239
36	Sapda Irrigation Scheme	17,238	173	17,411
37	Balambhadi Irrigation Scheme	45	..	45
38	Muli Bhogawo Irrigation Scheme.	24,995	226	25,221
39	Kutch Irrigation Project	22,277	..	22,277
40	Irrigation Schemes in Kutch
	Total—Unproductive	14,94,44,076	88,55,414	15,82,99,490	..	55,54,541	2,09,850	2,57,64,391
	Total—68	16,55,20,758	90,81,914	17,26,02,172	..	3,07,76,845	2,62,854	5,12,39,619

BOMBAY STATE (RAJKOT AREA)

Part I.—General Abstract of Financial results of Irrigation, Navigation, Embankment and Drainage Works for which separate Revenue Accounts are kept

Serial No.	Name of the Project	Outlay			Accumulated arrears of simple interest to end of the year	Total Capital invested to end of the year [cols. (12) and (13)]	Gross Receipt during the year		
		To end of the year					Direct receipts	Indirect receipts	Total
(1)	(2)	Direct charges	Indirect charges	Total	(13)	(14)	(15)	(16)	(17)
	(2) UNPRODUCTIVE— <i>cont.</i>	Rs.	Rs.	Rs.	Rs.	Rs.	Rs.	Rs.	Rs.
1	Dam on river Sasoi	80,70,299	1,42,340	82,12,639	25,48,278	1,07,60,917
2	Dam on river Purna .. .	18,08,561	50,342	18,58,903	6,20,816	24,79,719
3	Dam on river Ghee	21,87,057	36,163	22,23,220	7,31,979	29,55,199
4	Brahmani Irrigation Scheme ..	85,04,372	77,912	85,82,284	24,74,981	1,10,57,265	(A)74,042	..	74,042
5	Ranghola Irrigation Scheme ..	61,12,629	55,697	61,68,326	21,69,361	83,37,687	(A) 58,685	..	58,685
6	Moj Irrigation Scheme ..	84,77,400	78,629	85,56,029	21,93,988	1,07,50,017	66,156	..	66,156
7	Malan Irrigation Scheme ..	40,50,345	96,532	41,46,877	10,54,321	52,01,198	25,120	..	25,120
8	Machhu Irrigation Scheme ..	1,45,38,335	1,30,960	1,46,69,295	27,57,951	1,74,27,246	14,805	..	14,805
9	Aji (Thorala) Irrigation Scheme	65,22,039	60,426	65,82,465	16,21,500	82,03,965	2,348	..	2,348
10	Bhimdad Irrigation Scheme ..	18,13,192	16,651	18,29,843	5,47,568	23,77,411	(A)10,421	..	10,421
11	Bhogawo Irrigation Scheme ..	41,50,892	38,310	41,89,202	8,22,640	50,11,842	1,395	..	1,395

BOMBAY STATE (RAJKOT AREA)

Part I.—General Abstract of Financial results of Irrigation, Navigation, Embankment and Drainage Works for which separate Revenue Accounts are kept

Serial No.	Name of the Project	Outlay			Accumulated arrears of simple interest to end of the year	Total Capital invested to end of the year [cols. (12) and (13)]	Gross Receipt during the year		
		To end of the year					Direct receipts	Indirect receipts	Total
(1)	(2)	(10)	(11)	(12)	(13)	(14)	(15)	(16)	(17)
		Rs.	Rs.	Rs.	Rs.	Rs.	Rs.	Rs.	Rs.
	(2) UNPRODUCTIVE—cont.								
12	Munjiasar Irrigation Scheme	49,13,462	44,832	49,58,294	9,06,074	58,64,368	10,654	..	10,654
13	Hiran Irrigation Scheme ..	80,34,239 ⁶³⁰	71,125	81,05,364 ⁺⁶³⁰	9,22,852	90,28,216 ⁶³⁰
14	Ozat Irrigation Scheme ..	47,98,900	43,643	48,42,543	8,11,135	56,53,618	20,312	..	20,312
15	Gondli Irrigation Scheme ..	18,35,633	16,952	18,52,285	3,40,644	21,93,229	33,804	..	30,048
16	Shetrunji Irrigation Scheme ..	2,95,67,559	2,56,686	2,98,24,245	28,06,522	3,26,30,767	114	..	114
17	Demi Irrigation Scheme ..	39,17,715	35,615	39,53,330	5,20,659	44,73,989
18	Fulzar Irrigation Scheme ..	37,19,572	32,094	37,51,666	4,96,513	42,48,179
19	Limdi Bhogawo Irrigation Scheme.	39,65,151	36,885	40,02,036	4,79,292	44,81,328
20	Wadhawan Bhogawan Irrigation Scheme.	60,27,331	54,554	60,81,885	5,79,260	66,61,145
21	Chorwadia Irrigation Scheme	8,10,333	7,403	8,17,736	2,43,784	10,61,520	(A)7,337	..	7,337
22	Solmathia Irrigation Scheme	6,28,363	5,708	6,34,071	2,29,225	8,63,296	(A)1,873	..	1,873

23	Surajwadi Irrigation Scheme	30,81,231	27,961	31,09,192	10,15,887	41,25,079 (A)27,141	..	27,141
24	Machhundri Irrigation Scheme	13,65,444	12,437	13,77,881	1,65,358	15,43,239	180	180
25	Raval Irrigation Scheme ..	9,89,752	9,052	9,98,804	94,450	10,93,254
26	Sakroli Irrigation Scheme ..	22,08,914	20,316	22,29,230	2,60,980	24,90,210	513	513
27	Bhadar Irrigation Scheme ..	67,48,277	57,780	68,06,057	6,05,897	74,11,954	929	929
28	Rojki Irrigation Scheme ..	18,135	168	18,303	1,328	19,631
29	Ghelo Irrigation Scheme ..	93,088	760	93,848	4,143	97,991
30	Zolapuri Irrigation Scheme ..	11,76,145	10,744	11,86,889	3,98,403	15,85,292	(A)2,763 } 6,936 }	2,763 } 6,936 }
31	Saraswati Project	9,84,139	2,895	9,87,034	86,061	10,73,095
32	Khodiar Project	34,41,847	27,114	34,68,961	2,49,170	37,18,131
33	Banas Valley Project	1,42,85,690	1,16,975	1,44,02,665	5,86,647	1,49,89,312
34	Meshwa (Shamlaji) Project ..	34,20,341	36,827	34,57,168	1,68,400	36,25,568
35	Raidi Irrigation Scheme ..	1,228	11	1,239	(—)136	1,103	163	163
36	Sapda Irrigation Scheme ..	17,238	173	17,411	385	17,796
37	Balambhadi Irrigation Scheme	45	..	45	1	46
38	Muli Bhogawo Irrigation Scheme.	24,995	226	25,221	2,801	28,022
39	Kutch Irrigation Project ..	22,277	..	22,277	501	22,778
40	Irrigation Schemes in Kutch	2,93,878	2,93,878	90,755	90,755
	Total—Unproductive ..	<u>17,23,32,795</u>	<u>17,12,898</u>	<u>17,40,45,693</u>	<u>2,98,13,497</u>	<u>20,38,59,190</u>	<u>4,53,446</u>	<u>4,53,446</u>
	Total—68	<u>18,66,60,557</u>	<u>17,98,461</u>	<u>18,84,59,018</u>	<u>3,14,04,315</u>	<u>21,88,63,333</u>	<u>4,70,795</u>	<u>4,70,795</u>

BOMBAY STATE (RAJKOT AREA)

Part I.—General Abstract of Financial results of Irrigation, Navigation, Embankment and Drainage Works for which separate Revenue Accounts are kept

Serial No.	Name of the Project	Working expenses and maintenance during the year including indirect charges			Net Revenue surplus (+) and (—)deficit	Percentage on Capital Outlay [cols. (11) Gain (G) Loss (L)]	Simple interest during the year
		Direct charges	Indirect charges	Total			
(1)	(2)	(18)	(19)	(20)	(21)	(22)	(23)
		Rs.	Rs.	Rs.	Rs.	Rs.	Rs.
(2) UNPRODUCTIVE—cont.							
1	Dam on River Sasoi	(A)45,486	409	45,895	(—)45,895	0.56 (L)	3,60,774
2	Dam on River Puna	23,711	210	23,921	(—)23,921	1.29 (L)	81,385
3	Dam on River Ghee	8,011	71	8,082	(—)8,082	0.37 (L)	98,176
4	Brahmani Irrigation Scheme	(A)64,052	576	64,628	9,414	0.11 (G)	3,81,962
5	Ranghola Irrigation Scheme	(A)40,011	360	40,371	18,314	0.30 (G)	2,75,067
6	Moj Irrigation Scheme	35,760	316	36,076	30,080	0.35 (G)	3,81,045
7	Malan Irrigation Scheme	13,658	121	13,779	11,341	0.27 (G)	1,82,265
8	Machu Irrigation Scheme	20,547	182	20,729	(—)5,924	0.04 (L)	6,43,741
9	Aji (Thorala) Irrigation Scheme	7,091	63	7,154	(—)4,806	0.08 (L)	2,93,491
10	Bhimdad Irrigation Scheme	(A)8,286	75	8,361	2,060	0.11 (G)	81,594
11	Bhogawo Irrigation Scheme	643	6	649	746	0.02 (G)	1,84,057
12	Munjiasar Irrigation Scheme	14,339	127	14,466	(—)3,812	0.08 (L)	2,19,175

13	Hiran Irrigation Scheme	3,37,475
14	Ozat Irrigation Scheme	24,566	217	24,783	(-)-4,471	0.09 (L)	2,11,837
15	Gondli Irrigation Scheme	10,512	93	10,605	20,199	1.09 (G)	81,643
16	Shatrunji Irrigation Scheme	114	0.00 (G)	11,93,263
17	Demi Irrigation Scheme	1,70,112
18	Fulzar Irrigation Scheme	1,58,215
19	Limdi Bhogawo Irrigation Scheme	1,76,861
20	Wadhawan Bhogawo Irrigation Scheme	2,49,655
21	Chorwadla Irrigation Scheme	(A)2,621	24	2,645	4,692	0.57 (G)	36,465
22	Solmathia Irrigation Scheme	(A)1,599	15	1,614	259	0.04 (G)	28,276
23	Surajwadi Irrigation Scheme	(A)21,355	191	21,446	5,695	0.19 (G)	1,38,655
24	Machhundri Irrigation Scheme	149	1	150	30	0.00 (G)	55,765
25	Raval Irrigation Scheme	(C)560	-5	565	(-)-565	0.06 (L)	37,906
26	Sakroli Irrigation Scheme	1,955	17	1,972	(-)-1,459	0.07 (L)	97,633
27	Bhadar Irrigation Scheme	929	0.00 (G)	2,57,563
28	Rojki Irrigation Scheme	813
29	Ghelo Irrigation Scheme	3,047
30	Zolapuri Irrigation Scheme	(A)914	8	922	5,546	0.48 (G)	52,926
31	Saraswati Project	1,3,203	28	3,231			
32	Khodiar Project	1,32,767
33	Banas Valley Project	3,66,549

BOMBAY STATE (RAJKOT AREA)

Part I—General abstract of financial Results of Irrigation, Navigation, Embankment and Drainage works for which separate revenue accounts are kept.

Serial No.	Name of the Project	Working expenses and maintenance during the year including indirect charges			Net Revenue surplus (+) and (—) deficit	Percentage on Capital Outlay [cols. 1] Gain (G) Loss (L)]	Simple interest during the year
		Direct charges	Indirect charges	Total			
(1)	(2)	(18)	(19)	(20)	(21)	(22)	(23)
	(2) UNPRODUCTIVE— <i>cont.</i>	Rs.	Rs.	Rs.	Rs.	Rs.	Rs.
34	Meshwa (Shamlaji) Project	1,09,442
35	Raidi Irrigation Scheme	163	13.16 (G)	27
36	Sapda Irrigation Scheme	385
37	Balambhadi Irrigation Scheme	1
38	Muli Bhogawo Irrigation Scheme	2,222	20	2,242	(—)2,242	8.89 (L)	559
39	Kutch Irrigation Project	501
40	Irrigation Schemes in Kutch	3,81,253	3,380	3,84,633	—2,93,878	..	
	Total—Unproductive	7,32,404	6,515	7,38,919	—2,85,473	0.16 (L)	71,12,656
	Total—68	8,45,661	7,532	8,53,193	(—)3,82,398	0.20 (L)	76,33,518

Serial No.	Name of the Project	Net Gain	Net Loss	Percentage of net revenue on capital invested col. 21/col. 14			Prescribed rate of interest as test of productivity
				During 1957-58	During 1958-59	During 1959-60	
(1)	(2)	(24)	(25)	(26)	(27)	(28)	(29)
		Rs.	Rs.	Per cent	Per cent	Per cent	Per cent
(2) UNPRODUCTIVE—cont.							
1	Dam on River Sasoi	4,06,669	(—) 0·14	(—) 0·13	..	4
2	Dam on River Puna	1,05,306	(—) 0·43	(—) 0·43	..	4
3	Dam on River Ghec	1,06,258	(—) 0·26	(—) 0·03	..	4
4	Brahmani Irrigation Scheme	3,72,548	(+) 0·37	(+) 0·39	0·09	4
5	Ranghola Irrigation Scheme	2,56,753	(+) 0·34	(+) 0·39	0·22	4
6	Moj Irrigation Scheme	3,50,965	(+) 0·22	(+) 0·29	0·28	4
7	Malan Irrigation Scheme	1,70,924	(+) 0·03	(—) 0·14	0·22	4
8	Machhu Irrigation Scheme	6,49,665	(+) 0·06	4
9	Aji (Thorala) Irrigation Scheme	2,98,297	(+) 0·02	(—) 0·03	..	4
10	Bhimdad Irrigation Scheme	79,534	(—) 0·06	(+) 0·01	0·09	4
11	Bhogawo Irrigation Scheme	1,83,311	..	(+) 0·06	0·01	4
12	Munjiasar Irrigation Scheme	2,22,987	(+) 0·18	(+) 0·22	..	4
13	Hiran Irrigation Scheme	3,37,475	4

Serial No.	Name of the Project	Net Gain	Net Loss	Percentage of net revenue on capital invested col. (21)/col. (14)			Prescribed rate of interest as test of productivity
				During 1957-58	During 1958-59	During 1959-60	
(1)	(2)	(24)	(25)	(26)	(27)	(28)	(29)
		Rs.	Rs.	Per cent	Per cent	Per cent	Per cent
(2) UNPRODUCTIVE— <i>cont.</i>							
14	Ózat Irrigation Scheme	2,16,308	(+) 0.18	(+) 0.22	..	4
15	Gondli Irrigation Scheme	61,444	(+) 0.37	(+) 0.76	0.92	4
16	Shetrunji Irrigation Scheme	11,93,149	4
17	Demi Irrigation Scheme	1,70,112	4
18	Fulzar Irrigation Scheme	1,58,215	..	(+) 0.08	..	4
19	Limdi Bhogawo Irrigation Scheme	1,76,861	..	(+) 0.07	..	4
20	Wadhawan Bhogawo Irrigation Scheme	2,49,655	4
21	Chorwadla Irrigation Scheme	31,773	(+) 0.47	(+) 0.45	0.44	4
22	Solmathia Irrigation Scheme	28,017	(+) 0.22	(+) 0.03	0.03	4
23	Surajwadi Irrigation Scheme	1,32,960	(+) 0.15	(+) 0.19	0.14	4
24	Machhundri Irrigation Scheme	55,735	4
25	Raval Irrigation Scheme	38,471	4
26	Sakroli Irrigation Scheme	99,092	4

27	Bhadar Irrigation Scheme	2,56,634	0.01	4
28	Rojki Irrigation Scheme	813	4
29	Ghelo Irrigation Scheme	3,047	4
30	Zolapuri Irrigation Scheme	47,380	(—) 0.02	(+) 0.10	0.35	4
31	Saraswati Project	31,583	4
32	Khodiar Project	1,32,767	4
33	Banas Valley Project	3,66,549	4
34	Meshwa (Shamlaji) Project	1,09,442	4
35	Raidi Irrigation Scheme	136	14.78	4
36	Sapda Irrigation Scheme	385	4
37	Balambhadi Irrigation Scheme	1	4
38	Muli Bhogawo Irrigation Scheme	2,801	4
39	Kutch Irrigation Project	501	4
40	Irrigation Schemes in Kutch	2,93,878	4
			<u>136</u>	<u>73,98,265</u>			
			136	80,16,053			

“A”.—Figures against ‘A’ were misclassified under “XVII—Construction, etc.—Productive” instead of under “XVII—Construction, etc.—Unproductive” :—

<i>Gross Receipts</i>	Rs.	<i>Deduct Working Expenses</i>	Rs.
1. Brahmani Irrigation Scheme	74,042	1. Dam on River Sasai ..	45,486
2. Ranghola Irrigation Scheme	58,685	2. Brahmani Irrigation Scheme	64,052
3. Bhimdad Irrigation Scheme	10,421	3. Ranghola Irrigation Scheme	40,011
4. Charwadla Irrigation Scheme	7,337	4. Bhimdad Irrigation Scheme	8,286
5. Solmathia Irrigation Scheme	1,873	5. Chorwadla Irrigation Scheme	2,621
6. Surajwadi Irrigation Scheme	27,141	6. Solmathia Irrigation Scheme	1,599
7. Zolapuri Irrigation Scheme	2,763	7. Surajwadi Irrigation Scheme	21,255
		8. Zolapuri Irrigation Scheme	914
		Total ..	1,84,224
			+ 590
Total ..	1,82,262		1,84,814

“B”.—Figures shown below pertaining to “XVII—Irrigation—Non-Commercial” have been misclassified under “Commercial” and hence omitted from the Administrative Account :—

	Rs.
(i) Dhatarwadi	150
(ii) Kundra	3,259
(iii) Kalubhar	4,203
(iv) Pandi Tank	17,949
(v) Viri Tank	11,579
Total ..	37,140

“C”.—Expenditure shown under Ozat Irrigation Scheme and Raval Irrigation Scheme during 1959-60 as shown in Part II of the Administrative Account was misclassified under “Productive” instead of under “Unproductive” correctly taken in the Administrative Accounts under “Unproductive”. Expenditure of Rs. 30 (Rs. 28 under Maintenance and Repairs, and Rs. 2 under Establishment) in case of Ozat Irrigation Scheme and Rs. 565 in case of Raval Irrigation Scheme during 1959-60 as shown in Part III of the Adm. Accounts was also misclassified under “Productive” instead of “Unproductive”, correctly taken in the Administrative Accounts under “Unproductive”.

BOMBAY STATE

NAGPUR AREA

**Part I.—General Abstract of Financial Results of Irrigation,
Navigation, Embankment and Drainage Works for which
separate Revenue Accounts are kept for the year 1959-60**

*Part I.—General Abstract of Financial Results of Irrigation
and Revenue Accounts are*

Serial No.	Name of Project	Estimated cost of Construction			Date of closure of construction estimate or in the case of work under construction date of sanction
		Direct charges	Indirect charges	Total	
(1)	(2)	(3)	(4)	(5)	
		Rs.	Rs.	Rs.	
1.	Khasapur Project, District Osmanabad.	51,26,500	..	51,26,500	1945-46 ..
2.	Kamli Project, Taluka Ashti.	19,99,514	..	19,99,514	1945-46 ..
3.	Talwar Project ..	14,24,360	..	14,24,360	1945-46 ..
4.	Purna Project ..	5,55,00,000	..	5,55,00,000	1945-46 ..
5.	Anicut Channel near Vithalpur on Shiva river near Kannad, Aurangabad.	1,64,000	..	1,64,000	1953-54 ..
6.	Juinala Project, Taluka Bhokardan, Aurangabad.	32,11,500	..	32,11,500	1955-56 ..
7.	Dhekunala Project, Taluka Vaijapur, District Aurangabad.	33,36,000	..	33,36,000	1955-56 ..
8.	Nalganga Project ..	2,08,00,000	..	2,08,00,000	1956-57 ..
9.	Bor River Project ..	2,20,00,000	..	2,20,00,000	1956-57 ..
10.	Pindrabodi Tank Project.	25,23,424	..	25,23,424	1957-58 ..
11.	Anicut Channel near Nagapur Taluka Vaijapur, District Aurangabad.	2,35,000	..	2,35,000	1957-58 ..
12.	Chandani Project ..	59,64,000	..	59,64,000	1957-58 ..
13.	Thirna Project ..	24,83,618	..	24,83,618	1957-58 ..
14.	Manar Project ..	1,40,41,000	..	1,40,41,000	1957-58 ..
15.	Harni Project ..	30,47,395	..	30,47,395	1957-58 ..
16.	E k b u r j e e Tank Project.	42,99,000	..	42,99,000	1958-59 ..
	Grand Total ..	14,61,55,311	..	14,61,55,311	..

Navigation, Embankment and Drainage Works for which Capital kept for the year 1959-60.

Capital outlay inclusive of indirect charges during the year			Capital outlay inclusive of indirect charges to end of the year 1959-60		
Direct charges	Indirect charges	Total	Direct charges	Indirect charges	Total
(6)	(7)	(8)	(9)	(10)	(11)
Rs.	Rs.	Rs.	Rs.	Rs.	Rs.
7,011	86	7,097	43,94,919	60,768	44,55,687
45,211	256	45,467	13,64,038	11,166	13,75,204
1,54,610	1,014	1,55,624	13,04,678	10,490	13,15,168
1,34,79,321	1,15,906	1,35,95,227	2,52,14,332	2,13,863	2,54,28,195
..	76,920	672	77,592
9,07,311	7,960	9,15,271	26,97,481	22,645	27,20,126
6,89,278	6,081	6,95,359	31,87,699	28,654	32,16,353
37,97,154	33,436	38,30,590	70,08,910	68,424	70,77,334
32,76,873	33,789	33,10,662	62,48,524	72,552	63,21,076
1,53,623	1,412	1,55,035	2,28,414	2,145	2,30,559
32,075	294	32,369	79,631	744	80,375
3,84,302	3,225	3,87,527	4,52,642	3,823	4,56,465
3,36,990	2,906	3,39,896	5,73,205	4,114	5,77,319
13,95,102	10,735	14,05,837	20,71,720	17,036	20,88,756
1,89,408	1,637	1,91,045	3,32,387	3,046	3,35,433
86,150	751	86,901	94,599	809	95,408
2,49,34,419	2,19,488	2,51,53,907	5,53,30,099	5,20,951	5,58,51,050

*Part I.—General Abstract of Financial Results of
and Revenue Accounts are*

Serial No.	Name of Project	Accumulated arrears of simple interest to end of the year	Total capital invested to end of the year columns (11) and (12)	Gross receipts during the year		
				Direct receipts	Indirect receipts	Total
(1)	(2)	(12)	(13)	(14)	(15)	(16)
		Rs.	Rs.	Rs.	Rs.	Rs.
1.	Khasapur Project, District Osmanabad.	12,15,915	56,71,602
2.	Kamli Project, Taluka Ashti.	2,17,603	15,92,807	..	3,243	3,243
3.	Talwar Project ...	1,76,116	14,91,284
4.	Purna Project ..	16,04,836	2,70,33,031
5.	Anicut Channel near Vithalpur on Shiva River near Kannad, Aurangabad.	15,643	93,235
6.	Juinala Project, Taluka Bhokardan, District Aurangabad.	2,22,440	29,42,566
7.	Dhekunala Project, Taluka Vaijapur, District Aurangabad.	2,28,914	34,45,267
8.	Nalganga Project ..	4,32,736	75,10,070
9.	Bor River Project ..	4,06,124	67,27,200
10.	Pindrabodi Tank Project.	8,658	2,39,217
11.	Anicut Channel near Nagapur, Taluka Vaijapur District Aurangabad.	4,936	85,311
12.	Chandni Project ..	14,660	4,71,125
13.	Thirna Project ..	27,820	6,05,139
14.	Manar Project ..	80,449	21,69,205
15.	Harni Project ..	13,872	3,49,305
16.	Ekburjee Tank Project.	2,282	97,690
	Grand Total ..	46,73,004	6,05,24,054	..	3,243	3,243

Part I.—General Abstract of Financial Results of Irrigation, Embankment and Drainage Works for which Capital and Revenue Accounts are kept for the year 1959-60—cont.

Serial No.	Name of Project	Simple interest during the year (as detailed in Part IV)	Net gain (25)	Net loss columns (21) and (24)	Percentage of net revenue [columns (20) and (21)] on Capital invested (column 13) during the year			Remarks (30)
					1957-58	1958-59	1959-60	
					(27)	(28)	(29)	
(1)	(2)	(24)	(25)	(26)	(27)	(28)	(29)	(30)
		Rs.		Rs.	Rs.	Rs.	Rs.	
1.	Khasapur Project, District Osmanabad.	2,43,966	..	2,58,146	—0.49	—0.13	—0.25	
2.	Kamli Project, Taluka Ashti.	67,183	..	65,089	0.13	
3.	Talwar Project ..	59,701	..	61,651	—0.13	
4.	Purna Project ..	8,64,639	..	8,64,639	
5.	Anicut Channel near Vithalpur on Shiva River near Kannad, Aurangabad.	4,015	..	4,015	
6.	Juinala Project, Taluka Bhokardan, District Aurangabad.	1,10,372	..	1,10,372	
7.	Dhekunala Project, Taluka Vajapur, District Aurangabad.	1,35,816	..	1,35,816	
8.	Nalganga Project ..	2,36,427	..	2,36,427	
9.	Bor River Project ..	2,13,741	..	2,13,741	
10.	Pindsabodi Tank Project.	6,691	..	6,691	
11.	Anicut Channel near Nagapur, Taluka Vajapur, District Aurangabad.	2,912	..	2,912	
12.	Chandani Project ..	12,531	..	12,531	
13.	Thirna Project ..	17,679	..	17,679	
14.	Manar Project ..	59,379	..	59,379	
15.	Harni Project ..	10,339	..	10,339	
16.	Ekburjee Tank Project	2,081	..	2,081	
	Grand Total	20,47,472(A)	..	20,61,508	—0.49	—0.13	—0.02	

(A) Simple interest adjusted in the accounts during the year 1959-60 under the Major Head 17, Interest on Irrigation Works (Commercial) is Rs. 20,69,817. The difference of Rs. 22,345 between the Accounts figure and in this Part I General Abstract is due to *Proforma* adjustment carried out during the year.

**BOMBAY STATE
MAIN OFFICE**

**Part I.—General Abstract of Financial Results of Irrigation,
Navigation, Embankment and Drainage Works for which
separate Revenue Accounts are kept for the year 1959-60.**

Part I.—General Abstract of Financial Results of Irrigation, Navigation, Embankment and Drainage Works for which separate Revenue Accounts are kept for the year 1959-60

Serial No.	Name of Project	Estimated Cost of Construction			Date of closure of construction estimate or in the case of works under construction date of sanction	Capital Outlay inclusive of Indirect Charges				
		Direct Charges	Indirect Charges	Total		During the year				
						Direct Charges	Indirect Charges	Total		
(1)	(2)	(3)	(4)	(5)	(6)	(7)	(8)	(9)		
		Rs.	Rs.	Rs.				Rs.	Rs.	Rs.
<i>68—Construction of Irrigation, Navigation, Embankment and Drainage Works—Commercial—A—Irrigation Works.</i>										
PRODUCTIVE										
1.	Ekruk Tank ..	12,28,117	1,12,269	13,40,386	31-3-1891		
2.	Shahada Channel ..	1,00,739	6,808	1,07,547	1921-22	53,318	495	53,813		
3.	Nira Left Bank Canal and Shetphal Tank.	1,12,31,141	5,17,903	1,17,49,044	31-3-1906	1,56,651	1,463	1,58,114		
4.	Kakrapar Weir and Canal Projects.	99,70,682	1,14,680	1,00,85,362		
5.	Kadana Project	9,74,905	5,422	9,80,327		

6.	Mutha Canal including Matoba Tank.	67,26,673	3,15,343	70,42,016	31-3-1897
7.	Chankapur Tank ..	20,31,322	68,995	21,00,317	31-3-1910
8.	Pravara River Works	1,56,96,679	5,38,683	1,62,35,362	30-6-1926	1,85,878	1,736	1,87,614
9.	Mulla Project	56,80,602	47,767	57,28,369
10.	Hathmati Reservoir Project.	(-) 1,36,576	(-) 1,365	(-) 1,37,941
Total—Productive		3,70,14,671	15,60,001	3,85,74,672		1,68,85,460	1,70,198	1,70,55,658

Part I.—General Abstract of Financial Results of Irrigation, Navigation, Embankment and Drainage Works for which separate Revenue Accounts are kept for the year 1959-60

Serial No.	Name of Project	Capital Outlay inclusive of Indirect Charges			Accumulated arrears of simple interest to end of the year	Total Capital invested to end of the year [Cols. (11) and (12)]
		To end of year				
		Direct Charges	Indirect Charges	Total		
(1)	(2)	(9)	(10)	(11)	(12)	(13)
		Rs.	Rs.	Rs.	Rs.	Rs.
	<i>68—Construction of Irrigation, Navigation, Embankment and Drainage Works—Commercial—A—Irrigation Works.</i>					
	PRODUCTIVE					
1	Ekrak Tank ..	12,28,117	1,12,269	13,40,386	..	13,40,386
2	Shahada Channel ..	18,17,091	20,105	18,37,196	3,44,673	21,81,869
3	Nira Left Bank Canal and Shetphal Tank.	1,60,06,304	5,12,817	1,65,19,121	..	1,65,19,121
4	Kakrapar Weir and Canal Projects.	12,03,25,582	11,30,783	12,14,56,365	2,62,02,313	14,76,58,678
5	Kadana Project ..	*86,14,168	69,410	86,83,578	8,24,731	95,08,309
6	Mutha Canal including Matoba Tank.	67,20,610	2,98,558	70,19,168	..	70,19,168

7	Chankapur Tank ..	29,80,374	76,861	30,57,235	..	30,57,235
8	Pravara River Works	1,58,63,877	5,24,549	1,63,88,426	..	1,63,88,426
9	Mulla Project ..	1,08,94,602	1,10,618	1,10,05,220	5,66,199	1,15,71,419
10	Hathmati Reservoir Project.	12,46,471	10,291	12,56,762	1,58,331	14,15,093
Total—Productive		18,56,97,196	28,66,261	18,85,63,457	2,80,96,247	21,66,59,704

*Inclusive of Rs. 84,679 misclassified under "68—Irrigation etc. Commercial Unproductive"—Mahi Canal—in 1958-59.

Part I.—General Abstract of Financial Results of Irrigation, Navigation, Embankment and Drainage Works for which separate Revenue Accounts are kept for the year 1959-60—cont.

Serial No.	Name of Project	Gross Receipts during the year			Working Expenses and Maintenance during the year inclusive of Indirect Charges			Net Revenue (Surplus and Deficit)
		Direct Receipts	Portion of Land Revenue due to works	Total	Direct Charges	Indirect Charges	Total	
(1)	(2)	(14)	(15)	(16)	(17)	(18)	(19)	(20)
		Rs.	Rs.	Rs.	Rs.	Rs.	Rs.	Rs.
<i>68—Construction of Irrigation, Navigation, Embankment and Drainage Works. Commercial—A—Irrigation Works.</i>								
PRODUCTIVE								
1.	Ekruk Tank ..	3,58,729	8,288	3,67,017	90,588	715	91,303	2,75,714.
2.	Shahada Cannel ..	45,782	597	46,379	23,728	122	23,850	22,529.
3.	Mira Left Bank Canal and Shetphal Tank.	15,37,895	6,419	15,44,314	1,99,858	1,517	2,01,375	13,42,939.
4.	Kakrapar Weir and Canal Projects.	1,33,021	..	1,33,021	8,22,692	7,740	8,30,432	—6,97,411
5.	Kadana Project	4,097	41	4,138	—4,138.

6. Mutha Canal including Matoba Tank.	5,99,907	5,794	6,05,701	1,04,273	890	1,05,163	5,00,538
7. Chankapur Tank ..	6,49,721	54,618	7,04,339	60,015	415	60,430	6,43,909
8. Pravara River Works	21,93,101	4,54,466	26,47,567	3,10,397	2,297	3,12,694	23,34,873
9. Mulla Project ..	481	..	481	481
10. Hathmati Reservoir Project.
Total—Productive	55,18,637	5,30,182	60,48,819	16,15,648	13,737	16,29,385	44,19,434

Part I.—General Abstract of Financial Results of Irrigation, Navigation, Embankment and Drainage Works for which separate Revenue Accounts are kept for the Year 1959-60—cont.

Serial No.	Name of Project	Percentage on Capital Outlay (Col. 11)		Simple Interest during the year	Net Gain	Net Loss	Percentage of Net Revenue (Col. 20) on Capital invested (Col. 13)			Remarks
		Gain (G)	Loss (L)				During the			
							1957-58	1958-59	1959-60	
(1)	(2)	(21)	(22)	(23)	(24)	(25)	(26)	(27)	(28)	(29)
		Gain	Loss	Rs.	Rs.	Rs.				
<i>68—Construction of Irrigation, Navigation, Embankment and Drainage Works Commercial—A—Irrigation Works.</i>										
PRODUCTIVE										
1.	Ekrak Tank ..	20-57		40,837	2,34,877	..	20-22	25-41	20-57	4
2.	Shahada Channel ..	1-23		80,098	..	57,569	0-89	2-29	1-03	5
3.	Nira Left Bank Canal and Shetphal Tank.	8-13		6,70,753	6,72,186	..	7-13	8-64	8-13	4
4.	Kakrapar Weir and Canal Project.	0-57		51,77,573	..	58,74,984	4
5.	Kadana Project ..	0-05		3,52,330	..	3,56,468	4

6.	Mutha Canal including Matoba Tank.	7-13	2,30,604	2,69,934	..	6-01	4-71	7-13	4
7.	Chankapur Tank	.. 21-06	1,13,075	5,30,834	..	17-88	18-72	21-06	4
8.	Pravara River Works	.. 14-25	6,49,211	16,85,662	..	15-49	16-87	14-25	6
9.	Mulla Project	3,46,991	..	3,46,510	4
10.	Hathmati Reservoir Project.	..	59,789	..	59,789	4
<hr/>									
	Total—Productive	.. 2-34	77,21,261		33,01,827	2-87	2-72	2-04	..
<hr/>									

Part I.—General Abstract of Financial Results of Irrigation, Navigation, Embankment and Drainage Works for which separate Revenue Accounts are kept—contd.

Serial No.	Name of Project	Estimated Cost of Construction			Date of closure of construction estimate or in the case of works under construction date of sanction	Capital Outlay inclusive of Indirect Charges		
		Direct Charges	Indirect Charges	Total		During the year		
						Direct Charges	Indirect Charges	Total
(1)	(2)	(3)	(4)	(5)	(6)	(7)	(8)	(9)
		Rs.	Rs.	Rs.	Rs.	Rs.	Rs.	Rs.
	<i>68.—Construction of Irrigation, Navigation, Embankment and Drainage Works—Commercial—A—Irrigation Works.</i>							
	UNPRODUCTIVE							
1	Chikali Canal ..	53,803	3,639	57,442	31-3-1883
2	Hathmati and Kharicut Canal.	12,43,648	75,081	13,18,729	1888-84	1,36,101	1,100	1,37,201
3	Mhaswa Canal ..	1,28,781	10,175	1,38,956	31-3-1887
4	Bhadalwadi Tank ..	4,77,306	14,307	4,91,613	31-3-1891
5	Bhatodi Tank ..	3,52,685	27,022	3,79,707	31-3-1892
6	Krishna Canal ..	8,98,163	51,644	9,49,807	31-3-1892	4,94,099	4,197	4,98,296.
7	Upper Man River Works.	4,15,835	23,451	4,39,286	31-3-1892
8	Maini Tank ..	5,76,880	25,792	6,02,672	31-3-1892
9	Ashti Tank ..	7,62,493	79,215	8,41,708	31-3-1893

10	Rewari Canal	..	56,771	3,040	59,811	31-3-1893
11	Shirsuphal Tank	..	2,12,199	12,369	2,24,568	31-3-1893
12	Lower Panzara River Works.		4,45,382	23,239	4,68,621	31-3-1895
13	Yerla River Irrigation Works.		7,35,672	45,836	7,81,508	31-3-1896
14	Parsul Tank	..	2,11,995	6,951	2,18,946	31-3-1896
15	Mhaswad Tank	..	20,05,553	90,463	20,96,016	31-3-1897
16	Jamada Canal	..	10,01,146	50,214	10,51,360	31-3-1902
17	Pathri Tank	..	6,27,825	15,021	6,42,846	31-3-1902
18	Budhial Tank	..	13,98,529	56,091	14,54,620	..	5,13,184	4,595	5,17,779
19	Kadwa River Works		9,73,359	62,517	10,35,876	31-3-1908	11,476	115	11,591
20	Wangroli Tank	..	2,42,512	50,783	2,93,295	31-3-1909
21	Tranza Nagrama Tank		2,38,032	42,603	2,80,635	30-6-1909
22	Savli Tank	..	2,34,179	21,031	2,55,210	31-3-1910
23	Godavari Canal	..	3,42,86,792	7,73,501	3,50,60,293	31-3-1916	31,69,243	31,210	32,00,453
24	Nira Right Bank Canal		5,84,23,327	17,97,824	6,02,21,151	31-3-1938	1,13,428	546	1,13,974
25	Designs Organisation	18,70,340	10,588	18,80,928
26	Meshwa Canal	28,093	281	28,374
27	Mahi Canal	98,70,079	97,391	99,67,470
28	Ranand Canal	..	29,55,782	62,308	30,18,090	..	1,027	7	1,034
29	Radhanagari Hydro-Electric Works.		1,66,25,391	..	1,66,25,391	..	3,75,775	2,601	3,78,376
30	Mangi Tank	7,69,748	6,981	7,76,729

Part I.—General Abstract of Financial Results of Irrigation, Navigation, Embankment and Drainage Works for which separate Revenue Accounts are kept.—cont.

Serial No.	Name of Project	Estimated Cost of Construction			Date of closure of construction estimate or in the case of works under construction date of sanction	Capital Outlay inclusive of Indirect Charges		
		Direct Charges	Indirect Charges	Total		During the year		
						Direct Charges	Indirect Charges	Total
(1)	(2)	(3)	(4)	(5)	(6)	(7)	(8)	
		Rs.	Rs.	Rs.	Rs.	Rs.	Rs.	Rs.
<i>68.—Construction of Irrigation, Navigation, Embankments and Drainage Works—Commercial—A—Irrigation Works— cont.</i>								
UNPRODUCTIVE—cont.								
31	Purnepada Tank	1,99,492	1,866	2,01,358
32	Patandungri Tank	2,93,979	2,393	2,96,372
33	Satyadnagar Bandhara	1,48,430	1,387	1,49,817
34	Fatewadi Eight Months Canal.	5,47,940	4,471	5,52,411
35	Ghod River Weir and Canal.	4,79,00,583	5,80,719	4,84,81,302	..	33,85,167	48,977	34,34,144
36	Mosam River Works	69,93,266	..	69,93,266	..	1,20,658	1,056	1,21,714
37	Girna River Project	1,18,65,578	1,17,323	1,19,82,901
38	Vir Dam Project	56,57,547	56,038	57,13,585
39	Ukai Dam Project.	18,43,053	11,890	18,54,943

40	Wadhvana Tank	19,933	197	20,130
41	Planning Machineshop and workshops.*	54,570	51	54,621
42	Planning Procurement and Inspection.†	8,56,523	83	8,56,606
43	Khadakvasla Project	1,02,58,148	89,780	1,03,47,928
44	Karol Dam Project	36,557	297	36,854
45	Harnav River Project	3,19,815	2,621	3,22,436
46	Pushpavati Bandhara	1,67,472	1,160	1,68,632
47	Heran Project	73,697	606	74,303
48	Karad Project	3,62,694	3,154	3,65,848
49	Narmada Project	3,61,734	3,196	3,64,930
50	Doswada Dam	34,271	123	34,394
51	Weir on Vir River	19,307	70	19,377
52	Warna Project	1,96,560	1,857	1,98,417
53	Urmodi Tank	28,449	189	28,638
54	Tarali Tank	51,857	345	52,202
55	Banas Valley Project	84,914	849	85,763
56	Shamalji Project
57	Shatrunji Project
58	Sarswati Project
59	Kurnur Project
Total—Unproductive ..		18,04,77,889	40,04,836	18,44,82,725	..	5,43,40,938	5,09,591	5,48,50,529
Grand Total—68—Cons- truction of Irrigation Works		21,74,92,560	55,64,837	22,30,57,397	..	7,12,26,398	6,79,789	7,19,06,187

Part I.—General Abstract of Financial of Results of Irrigation, Navigation, Embankment and Drainage Works for which separate Revenue Accounts are kept for the year 1959-60—*contd.*

Serial No.	Name of project	Capital Outlay inclusive of Indirect Charges			Accumulated arrears of simple interest to end of the year	Total Capital invested to end of the year [Cols. (11) and (12)]
		To end of year				
		Direct Charges	Indirect Charges	Total		
(1)	(2)	(9)	(10)	(11)	(12)	(13)
		Rs.	Rs.	Rs.	Rs.	Rs.
	<i>68.—Construction of Irrigation, Navigation, Embankment and Drainage Works—Commercial—A—Irrigation Works.</i>					
	UNPRODUCTIVE—<i>cont.</i>					
1	Chikali Canal ..	53,803	3,639	57,442	1,98,494	2,55,936
2	Hathmati and Kharicut Canal.	18,51,915	79,959	19,31,874	29,09,546	48,41,420
3	Mhaswa Canal ..	1,28,781	10,175	1,38,956	4,16,522	5,55,478
4	Bhadalwadi Tank ..	5,74,205	17,305	5,91,510	7,78,928	13,70,438
5	Bhatodi Tank ..	3,52,214	27,022	3,79,236	13,30,824	17,10,060
6	Krishna Canal ..	59,06,854	92,950	59,99,804	32,13,704	92,13,508
7	Upper Main River Works.	4,15,835	23,451	4,39,286	15,04,705	19,43,991
8	Maini Tank ..	6,53,629	27,305	6,80,934	12,75,412	19,56,346
9	Ashti Tank ..	7,62,493	79,215	8,41,708	17,09,279	25,50,987

10	Revari Canal ..	56,771	3,040	59,811	1,73,347	2,33,158
11	Shirsuphal Tank ..	2,12,199	12,369	2,24,568	6,46,590	8,71,158
12	Lower Panzara River Works.	4,45,382	23,239	4,68,621	7,51,061	12,19,682
13	Yerla River Irrigation Works.	7,35,672	45,836	7,81,508	20,15,621	27,97,129
14	Parsul Tank,	4,73,673	9,196	4,82,869	5,96,067	10,78,936
15	Mhaswad Tank ..	20,05,553	90,463	20,96,016	46,05,587	67,01,603
16	Jamada Canal ..	21,44,947	58,206	22,03,153	39,45,912	61,49,065
17	Pathri Tank ..	6,27,825	15,021	6,42,846	7,98,319	14,41,165
18	Budhial Tank ..	66,45,948	69,764	67,15,712	18,46,433	85,62,145
19	Kadwa River Works	12,78,574	64,851	13,43,425	13,15,833	26,59,258
20	Wangroli Tank	2,42,512	50,783	2,93,295	5,26,766	8,20,061
21	Tranza Nagrama Tank	2,38,032	42,603	2,80,635	5,98,517	8,79,152
22	Savli Tank ..	2,34,179	21,031	2,55,210	4,62,699	7,17,909
23	Godavari Canal ..	5,47,21,602	9,16,491	5,56,38,091	60,52,714	6,16,90,805
24	Nira Right Bank Canal	4,20,77,062	11,05,337	4,31,82,399	4,98,56,212	9,30,38,611
25	Designs Organisation	20,15,679	11,938	20,27,617	51,681	20,79,298
26	Meshwa Canal ..	48,13,508	40,173	48,53,681	22,31,453	70,85,134
27	Mahi Canal ..	11,81,93,663*	10,88,758	11,92,82,421	2,06,22,828	13,99,05,249
28	Ranand Tank ..	28,90,058	27,729	29,17,787	8,90,008	38,07,795
29	Radhanagari Hydro-Electric Works.	1,53,36,135	1,51,994	1,54,88,129	51,96,543	2,06,84,672
30	Mangi Tank ..	51,86,759	44,269	52,31,028	9,17,064	61,48,092

Part I—General Abstract of Financial Results of Irrigation, Navigation, Embankment and Drainage Works,
for which separate Revenue Accounts are kept for the year 1959-60—contd.

A-1328-6-B.

Serial No.	Name of project	Capital Outlay inclusive of Indirect Charges			Accumulated arrears of simple interest to end of the year	Total Capital invested to end of the year [Cols. (11) and (12)]
		To end of year				
		Direct Charges	Indirect Charges	Total		
(1)	(2)	(9)	(10)	(11)	(12)	(13)
		Rs.	Rs.	Rs.	Rs.	Rs.
<i>68.—Construction of Irrigation, Navigation, Embankments and Drainage Works—Commercial—A—Irrigation Works.</i>						
UNPRODUCTIVE						
31	Purnepada Tank ..	45,27,292	38,196	45,65,488	10,50,829	56,16,317
32	Patandungri Tank ..	70,67,011	59,199	71,26,210	14,70,097	85,96,307
33	Sayyadnagar Bandhara	27,46,243	19,342	27,65,585	7,35,665	35,01,250
34	Fatewadi Eight Months Canal.	76,33,086	57,585	76,90,671	16,20,774	93,11,425
35	Ghod River Weir and Canal.	3,42,48,463	3,63,259	3,46,11,722	48,51,981	3,94,63,703
36	Mosam River Works	24,16,007	19,886	24,35,893	4,19,760	28,55,653
37	Girna River Project	1,97,64,966	1,85,048	1,99,50,014	9,47,979	2,08,97,993
38	Vir Dam Project ..	1,12,19,261†	1,05,221	1,13,24,482	6,55,568	1,19,80,050
39	Ukai Dam Project. ..	1,15,41,700	1,04,529	1,16,46,229	11,68,411	1,28,14,640
40	Wadhvana Tank ..	6,12,314	4,905	6,17,219	2,95,494	9,12,713
41	Planning Machine † shops and workshops	54,570	51	54,621	1,289	55,910

42 Planning Procurement† and Inspection.	8,56,523	83	8,56,606	15,102	8,71,708
43 Khadakvasla Project	1,95,31,556	1,99,543	1,97,31,099	9,53,898	2,06,84,997
44 Karol Dam Project ..	3,02,126	2,433	3,04,559	23,042	3,27,601
45 Harnav River Project	6,74,265	5,371	6,79,637	63,466	7,43,103
46 Pushpavati Bandhara	7,30,247	5,529	7,35,776	55,031	7,90,807
47 Heran Project ..	6,53,031	5,696	6,58,727	94,862	7,53,589
48 Karad Project ..	35,68,316	30,422	35,98,738	3,68,715	39,67,453
49 Narmada Project ..	4,34,764	3,737	4,38,501	11,890	4,50,391
50 Doswada Dam ..	74,410	380	74,790	3,524	78,314
51 Weir on Vir River ..	1,21,196	723	1,21,919	7,436	1,29,355
52 Warna Project ..	4,46,414	4,278	4,50,692	21,445	4,72,137
53 Urmodi Tank ..	6,87,451	5,215	6,92,666	69,199	7,61,865
54 Tarali Tank ..	4,48,030	3,304	4,51,334	40,391	4,91,725
55 Saraswati Project ..	8,90,516	7,584	8,98,100	97,080	9,95,180
56 Banas Valley Project	3,28,047	2,762	3,30,809	38,299	3,69,108
57 Shamalji Project ..	3,04,724	2,558	3,07,282	35,454	3,42,736
58 Shetrunji Project ..	16,299	137	16,436	1,894	18,330
59 Kurnur Project ..	33,311	203	33,514	2,290	35,804
Total—Unproductive ..	40,32,07,600	54,91,291	40,86,98,891	13,25,59,514	54,12,58,405
Grand Total—68-Con- structions of Irrigation Works.	58,89,04,796	83,57,552	59,72,62,348	16,06,55,761	75,79,18,109

Part I.—General Abstract of Financial Results of Irrigation, Navigation, Embankment and Drainage Works for which separate Revenue Accounts are kept for the year 1959-60

Serial No.	Name of Project	Gross Receipts during the year			Working Expenses * and Maintenance during the year inclusive of Indirect Charges			Net Revenue (Surplus and Deficit)
		Direct Receipts	Portion of Land Revenue due to works	Total	Direct Charges	Indirect Charges	Total	
(1)	(2)	(14)	(15)	(16)	(17)	(18)	(19)	(20)
		Rs.	Rs.	Rs.	Rs.	Rs.	Rs.	Rs.
<i>68.—Construction of Irrigation, Navigation, Embankments and Drainage Works—Commercial—A—Irrigation Works.</i>								
UNPRODUCTIVE								
1	Chikali Canal	4,836	..	4,836	3,267	16	3,283	1,553
2	Hathmati and Kharicut Canal	74,392	..	74,392	1,70,490	1,502	1,71,992	(—)97,600
3	Mhaswa Canal	5,192	185	5,377	9,872	98	9,970	(—)4,593
4	Bhadalwadi Tank	17,388	..	17,388	7,207	37	7,244	10,144
5	Bhatodi Tank	6,959	1,398	8,357	2,90,254	22	2,90,276	(—)2,81,919
6	Krishna Canal	1,63,635	..	1,63,635	53,571	252	53,823	1,09,812
7	Upper Man River Works	8,724	1,477	10,201	18,243	83	18,326	(—)8,125
8	Maini Tank	12,063	2,492	14,555	9,392	42	9,434	5,121
9	Ashvi Tank	29,998	6,287	36,285	14,990	81	15,071	21,214

10	Rewari Canal	..	5,326	..	5,326	6,114	28	6,142	(—)816
11	Shirsuphal Tank	..	16,565	..	16,565	5,885	30	5,915	10,650
12	Lower Panzara River Works.	..	41,315	6,289	47,604	12,710	74	12,784	34,820
13	Yerla River Irrigation Works.	..	38,717	11,835	50,552	32,423	151	32,574	17,978
14	Parsul Tank	..	5,002	189	5,191	27,232	88	27,320	(—)22,129
15	Mhaswad Tank	..	88,300	11,948	1,00,248	35,745	195	35,940	64,308
16	Jamada Canal	..	38,010	10,422	48,432	26,620	218	26,838	21,594
17	Pathri Tank	..	27,035	2,039	29,074	9,820	52	9,872	19,202
18	Budhial Canal	..	1,964	..	1,964	12,632	70	12,702	(—)10,738
19	Kadwa River Works	..	1,84,257	19,369	2,03,626	86,219	284	86,503	1,17,123
20	Wangroli Tank	..	4,865	..	4,865	5,690	52	5,742	(—)877
21	Tranza Nagrama Tank	..	1,970	..	1,970	6,472	60	6,532	(—)4,562
22	Savli Tank	..	1,890	..	1,890	4,249	39	4,288	(—)2,398
23	Godavari Canal	..	17,89,480	2,80,063	20,69,543	6,60,153	2,634	6,62,787	14,06,756
24	Nira Right Bank Canal	..	25,38,672	4,57,056	29,95,728	11,02,903	2,523	11,05,426	18,90,302
25	Designs Organisation
26	Meshwa Canal	..	53,559	..	53,559	79,573	697	80,270	(—)26,711
27	Mahi Canal	..	10,547	..	10,547	5,47,845	5,478	5,53,323	(—)5,42,776
28	Ranand Tank	..	11,911	2,328	14,239	12,174	55	12,229	2,010
29	Radhanagari Hydro-Electric Works.	..	5,98,576	..	5,98,576	4,75,089	3,687	4,78,776	1,19,800

Part I.—General Abstract of Financial Results of Irrigation, Navigation, Embankment and Drainage Works for which separate Revenue Accounts are kept for the year 1959-60—contd.

Serial No.	Name of Project	Gross Receipts during the year			Working Expenses and Maintenance during the year inclusive of Indirect Charges			Net Revenue (Surplus and Deficit)
		Direct Receipts	Portion of Land Revenue due to works	Total	Direct Charges	Indirect Charges	Total	
(1)	(2)	(14)	(15)	(16)	(17)	(18)	(19)	(20)
		Rs.	Rs.	Rs.	Rs.	Rs.	Rs.	Rs.
<i>68.—Construction of Irrigation, Navigation, Embankments and Drainage Works—Commercial—A—Irrigation Works.</i>								
UNPRODUCTIVE—cont.								
30	Mangi Tank ..	2,652	49	2,701	7,113	39	7,152	(—)4,451
31	Purmepada Tank	7,753	50	7,803	(—)7,803
32	Patandungri Tank ..	752	..	752	36,996	300	37,296	(—)36,544
33	Sayyadnagar Bandhara	11,573	80	11,653	(—)11,653
34	Fetewadi Eight Months Canal.	2,75,690	..	2,75,690	1,72,970	1,489	1,74,459	1,01,231
35	Ghod River Weir and Canal.
36	Mosam River Works	237	4	241	5	..	5	236
37	Girna River Project
38	Vir Dam Project
39	Ukai Dam Project.
40	Uadhwana Tank ..	40,226	..	40,226	63,677	510	64,187	(—)23,961

41 Planning Machineshops† and Workshops.
42 Planning Procurement† and Inspection.
43 Khadakvasla Project
44 Karol Dam Project
45 Harnav River Project
46 Pushpavati Bandhara
47 Heran Project ..	475	..	475	42,279	343	42,622	(—)42,147	
48 Karad Project ..	18	..	18	35,846	291	36,137	(—)36,119	
49 Narmada Project	
50 Doswada Dam	
51 Weir on Vir River	
52 Warna Project	
53 Urmodi Tank	
54 Tarali Tank	
55 Banas Valley Project	
56 Shamalji Project	
57 Shetrunji Project	
58 Sarswati Project	
59 Kurnur Project	
Total—Unproductive ..	61,01,198	8,13,430	69,14,628	41,05,046	21,650	41,26,696	27,87,932	
Grand Total—68-Construction of Irrigation Works.	1,16,19,835	13,43,612	1,29,63,447	57,20,694	35,387	57,56,081	72,07,366	

art I.—General Abstract of Financial Results of Irrigation, Navigation, Embankment and Drainage works, for which separate Revenue Accounts are kept for the year 1959-60—contd.

Serial No.	Name of Project	Percentage on Capital outlay (Col. (1) Gain Loss (L)		Simple Interest during the year	Net Gain	Net Loss	Percentage of Net Revenue (Col. 20) on Capital invested (Col. 13)			Prescribed rate of interest as test of productivity	Remarks
		Gain	Loss				During the				
							1957-58	1958-59	1959-60		
(1)	(2)	(21)	(22)	(23)	(24)	(25)	(26)	(27)	(28)	(29)	
		Gain	Loss	Rs.	Rs.	Rs.					
	<i>68.—Construction of Irrigation, Navigation Embankment and Drainage Works—Commercial—A—Irrigation Works.</i>										
	UNPRODUCTIVE										
1	Chikali Canal ..	2.70		1,789		236	0.36	1.52	0.61	4	
2	Hathmati and Kharicut Canal ..	5.05		65,651		1,63,251		0.01		4	
3	Mhaswa Canal ..	3.31		4,282		8,875		0.22		4	
4	Bhadalwadi Tank ..	1.71		23,335		13,191		0.32	0.74	4	
5	Bhatodi Tank ..	74.34		11,705		2,93,624		0.25		4	
6	Krishna Canal ..	1.83		2,44,397		1,34,585			1.19	4	
7	Upper Main River Works ..	1.85		13,827		21,952				4	
8	Maini Tank ..	0.75		24,018		18,897	0.36	0.12	0.26	4	
9	Ashti Tank ..	2.52		25,440		4,226	0.22	1.23	0.83	4	

10	Rewari Canal	..	1-36	1,888	..	2,704	4
11	Shirsuphal Tank	..	4-74	7,056	3,594	1-22	4
12	Lower Panzara River works.	..	7-43	14,810	20,010	..	0-32	0-16	2-85	4
13	Yerla River Irrigation Works.	..	2-30	24,716	..	6,738	..	0-34	0-64	4
14	Parsul Tank.	..	4-58	18,872	..	41,001	4
15	Mhaswad Tank	..	3-07	66,689	..	2,381	0-30	0-14	0-96	4
16	Jamada Canal	..	0-98	84,918	..	63,324	1-24	0-76	0-35	4
17	Pathri Tank	..	2-99	20,876	..	1,674	0-33	2-69	1-33	4
18	Budhial Tank	..	0-16	2,81,688	..	2,92,426	4
19	Kadwa River Works	..	8-72	45,609	71,514	..	2-41	2-72	4-40	4
20	Wangroli Tank	..	0-30	8,120	..	8,997	4
21	Tranza Nagrama Tank	..	1-63	7,915	..	12,477	4
22	Savli Tank	..	0-94	7,787	..	10,185	..	2-30	..	4
23	Godavari Canal	..	2-53	22,81,281	..	8,74,525	2-65	4-24	2-28	4
24	Nira Right Bank Canal	..	4-38	18,88,053	2,249	..	1-94	3-00	2-03	6
25	Designs Organisation	48,248	..	48,248	4
26	Meshwa Canal	..	0-55	2,15,905	..	2,42,616	..	0-24	..	4
27	Mahi Canal	..	0-46	50,79,599	..	56,22,375	4
28	Ranand Tank	..	0-07	1,30,029	..	1,28,019	0-05	4
29	Radhanagari Hydro-Electric Works.	..	0-77	6,81,671	..	5,61,871	..	0-28	0-58	4
30	Mangi Tank	..	0-09	2,14,082	..	2,18,533	4
31	Purnepada Tank	..	0-17	1,99,101	..	2,06,904	4
32	Patandungri Tank	..	0-51	3,11,295	..	3,47,839	4

Part I.—General Abstract of Financial Results of Irrigation, Navigation, Embankment and Drainage Works for which separate Revenue Accounts are kept for the year 1959-60—concl'd.

Serial No.	Name of Projects	Percentage on Capital outlay (Col. (1) Gain (G) Loss (L))	Simple Interest during the year	Net Gain	Net Loss	Percentage of Net Revenue (Col. 20) on Capital invested (Col. 13)			Prescribed rate of interest as test of productivity	Remarks
						During the				
						1957-58	1958-59	1959-60		
(1)	(2)	(21)	(22)	(23)	(24)	(25)	(26)	(27)	(28)	(29)
		Gain	Loss	Rs.	Rs.	Rs.				
<i>68.—Construction of Irrigation, Navigation, Embankments and Drainage Works—Commercia l—A—Irrigation Works.</i>										
UNPRODUCTIVE										
33	Sayyadnagar Bandhara	0·42	1,20,185	..	1,31,838	4	
34	Fetewadi Eight Months Canal.	1·32	3,30,640	..	2,29,409	..	0·20	1·09	4	
35	Ghod River Weir and Canal.	..	14,59,073	..	14,59,073	4	
36	Mosam River Works	0·01	1,06,005	..	1,05,769	0·01	4	
37	Girna River Project	..	6,05,437	..	6,05,437	4	
38	Vir Dam Project	3,80,920	..	3,80,920	4	
39	Ukai Dam Project.	4,76,931	..	4,76,931	4	
40	Wadhvana Tank ..	3·98	26,682	..	50,643	4	
41	Planning Machineshop† and Work shops.	..	1,289	..	1,289	4	
42	Planning Procurement and inspection†	..	15,102	..	15,102	4	
43	Khadakvasla Project	..	6,00,992	..	6,00,992	4	

44	Karad Project	12,756	..	12,756	4
45	Harnav River Project	22,713	..	22,713	0-37	4
46	Pushpavti Bandhara	29,054	..	29,054	4
47	Heran Project	..	6-40	27,627	..	69,774	4
48	Karol Dam Project	..	1-00	1,49,889	..	1,86,008	4
49	Narmada Project	10,156	..	10,156	4
50	Doswada Dam	2,573	..	2,573	4
51	Weir on Vir River	5,017	..	5,017	4
52	Warna Project	15,343	..	15,343	4
53	Urmodi Tank	30,289	..	30,289	4
54	Tarali Tank	18,983	..	18,983	4
55	Banas Vally Project	38,163	..	38,163	4
56	Shamalji Project	14,762	..	14,762	4
57	Shetrunji Project	13,713	..	13,713	4
58	Sarswati Project	733	..	733	4
59	Kurnur Project	1,499	..	1,499	4
Total—Unproductive		..	0-68	1,65,71,178	..	1,37,83,246	0-59	1-11	0-52	
Grand Total—68—Construction of Irrigation Works.		..	1-21	2,42,92,439	..	1,70,85,073	1-24	1-58	0-95	

*Exclusive of Expenditure of Rs. 84,679 (misclassified in 1958-59 Account) transferred to 68 Irrigation etc. commercial Productive and Rs. 2,50,000 (misclassified in 1958-59 Account) transferred to Sarswati Project (Rajkot area).

† Rs. 1,292 included vide Footnote 1958-59 Accounts.

† These are the names of the P. W. Divisions which incurred the expenditure. The names of the Projects to which the expenditure should be allocated are under the consideration of Government.

STATEMENT

SHOWING CANALS IN MAHARASHTRA AREA OF

Source of supply of water	Nira left Bank Canal	Kadwa river works		
		Palkhed canal	Othar Tambat canal	Wadali canal
(1)	Nira river and reservoir at Bhatghar	Kadwa river	Banganga river	Kadwa river
(1)	(2)	(3)	(4)	(5)
Minimum discharge per second. } C. feet per second.	600-00	5-00	4-00	3-00
Maximum discharge of canal. } Do.	720-00	63-00	93-00	19-00
Average annual rainfall. } Inches	21-34	20-17	20-37	22-18
Gross area commanded. Acres	2,01,011	28,832	8,685	3,486
Culturable area commanded. Do.	1,49,820	26,280	7,431	2,729
Area irrigable by complete project. Do.	1,13,280	23,466	6,824	2,433
Area irrigable at present. Do.	1,13,280	11,853	3,384	2,433
Sanctioned Estimate—	1,17,49,044		10,35,876	
Direct charges Rs.				
Indirect charges Rs.				
Interest during construction. Rs.				
Total Estimate .. Rs.	1,17,49,044		10,35,876	
Expenditure to end of 1959-60—				
Direct charges Rs.	1,60,06,304		12,78,574	
Indirect charges Rs.	5,12,817		64,851	
Interest during construction Rs.	2,90,13,422			
Total Expenditure Rs.	4,55,32,543		13,43,425	

TABLE

THE STATE OF BOMBAY FOR THE YEAR 1959-60

Girna canal	Godavari canals		Gangapur canals		Nira right bank canal
	Right bank canal	Left bank canal	Nasik left bank canal	Nasik right bank canal	
Chankapur tank (Girna river) (6)	Godavari river		Gangapur dam on Godavari river		Nira river and reservoir at Bhatghar (11)
	(7)	(8)	(9)	(10)	
0.35	100.00	60.00	3.00	4.00	600.00
155.00	396.00	235.00	105.00	21.00	1,350.00
15.85	18.90	22.84	25.00	25.00	21.62
29,182	1,44,310	88,080	41,487	17,358	4,96,377
25,200	1,36,390	83,000	37,691	11,257	4,47,726
18,500	49,331	30,109	31,326	9,441	1,32,000
8,500	49,331	30,109	8,645	1,411	1,32,000
21,00,317		3,50,60,293			6,02,21,151
21,00,317		3,50,60,293			6,02,21,151
29,80,374		5,47,21,600			4,20,77,062
76,861		9,16,491			11,05,337
38,05,461		2,97,61,425			7,18,20,647
68,62,696		8,53,99,516			11,50,03,046

STATEMENT

SHOWING CONALS IN MAHARASHTRA AREA OF

Source of supply of water	Nira left Bank canal	Kadwa River Works		
		Palkhed canal	Ojhar Tambat canal	Wadali canal
		Nira river and reservoir at Bhatghar	Kadwa river	Banganga river
(1)	(2)	(3)	(4)	(5)
Works as now sanctioned—				
Main Canals Irrigation Miles	113.37	11.00	4.50	8.6
Branch canals Irrigation Do.
Distributaries Irrigation of above.— Do.	139.00	13.92
Navigable Cannels .. Do.
Works completed at end of 1959-60—				
Main Canals irrigation Miles	113.37	11.00	4.50	8.62
Branch Canals Irrigation Do.
Distributaries irrigation of above.— Do.	139.00	13.92
Navigable Cannels Do.

I-A.

THE STATE OF BOMBAY FOR THE YEAR 1959-60—*contd.*

Girna canal	Godavari canals		Gangapur canals		Nira right bank canal
	Right bank canal	Left bank canal	Nasik left bank canal	Nasik right bank canal	Nira river and reservoir at Bhatghar
Chankapur tank (Girna river)	Godavari river		Gangapur Dam on Godavari river		
(6)	(7)	(8)	(9)	(10)	(11)
18-61	69-00	48-00	23-00	6-00	106-50
..	5-00	56-25
20-80	78-00	34-00	66-00	4-00	346-86
..
18-61	69-00	48-00	23-00	6-00	106-50
..	5-00	56-25
20-80	78-00	34-00	66-00	4-00	346-86
..

STATEMENT

SHOWING CANALS IN MAHARASHTRA AREA OF

Source of supply of water	Pravara river works		Mosam canal	Chikhali canal
	Pravara right bank canal	Pravara left bank canal including Lakh canal		
(1)	Pravara river and reservoir (12)	(13)	Mosam river (14)	Nandini river (15)
Minimum discharge per second. } C. feet per second.	162.00	633.00	Not available.	0.50
Maximum discharge of canal. } Do. ..	192.00	697.00	Do.	12.00
Average annual rainfall. } Inches ..	17.60	18.26	14.99	16.20
Gross area commanded. Acres ..	73,763	1,25,044	12,947	1,871
Culturable area commanded. Do. ..	58,415	99,025	9,410	1,478
Area irrigable by complete project. Do. ..	16,960	40,040	8,297	1,478
Area irrigable at present. Do. ..	16,960	40,040	5,737	500
Sanctioned Estimate—				
Direct charges .. Rs.	00 11	1,62,35,362	69,93,266	57,442
Indirect charges .. Rs.				
Interest during construction. Rs.				
Total Estimate Rs. ..		1,62,35,362	69,93,266	57,442
Expenditure to end of 1959-60.—				
Direct charges. .. Rs.		1,58,63,877	24,16,007	53,803
Indirect charges. .. Rs.		5,24,549	19,886	3,639
Interest during construction. Rs.		2,73,70,174	4,19,996	..
Total Expenditure Rs. ..		4,37,58,600	28,55,889	57,442

I-A

THE STATE OF BOMBAY FOR THE YEAR 1959-60—*contd.*

Krishna canal	Rewari canal	Jamda canal		Shahada channel	Lower Panzara river works		
		Jamda left bank canal	Jamda right bank canal		Gomai river	Panzara river	
Krishna river	Warna river	Girna river					
(16)	(17)	(18)		(19)	(20)		
55-00	..	H.W.	43-00	H.W.	34-07	H.W.	8-00
		Kh.	21-00	K.	45-46	K.	15-00
		R.	40-00	R.	52-80	R.	12-00
145-00	9-72	H.W.	73-00	H.W.	49-12	H.W.	12-00
		Kh.	77-00	K.	49-46	K.	12-00
		R.	82-00	R.	67-87	R.	15-00
28-32	26-37	Not in operation.			36-16		13-85
28,327	3,813	Do.		18,900	18,900		21,427
26,453	3,624	Do.		12,775	18,900		21,427
12,320	1,920	Do.		8,120	18,900		21,427
12,320	1,920	Do.		8,120	10,970		21,427
9,49,807	59,811	10,51,360		16,45,500	10,33,006		
(Cost of old work) (Revised cost of work in progress Remodelling and extension of Krishna canals is Rs. 76,25,157 tentative).							
9,49,807	59,811	10,51,360		16,45,500	10,33,006		
59,06,854	56,771	21,44,947		18,17,091	4,45,382		
92,950	3,040	58,206		20,105	23,239		
..		
59,99,804	59,811	22,03,153		18,37,196	4,68,621		

STATEMENT

SHOWING CANALS IN MAHARASHTRA AREA FOR

Source of supply of water	Pravara River Works		Mosam Canal	Chikhali Canal
	Pravara right bank canal	Pravara left bank canal including Lakh canal		
	Pravara river and Reservoir	Mosam river	Nandini river	
(1)	(12)	(13)	(14)	(15)
Works as now sanctioned—				
Main Canals Irrigation Miles	.. 33.3	47.2	9.5	6.50
Branch Canals Irrigation Do.	35.00
Distributaries Irrigation Of above, Do.	.. 43.00	96.00	8.5	..
Navigable Channels Do.
Works completed at end of 1959-60—				
Main Canals Irrigation Miles	.. 33.3	47.2	9.5	6.50
Branch Canals Irrigation Do.	35.00
Distributaries Irrigation Of above, Do.	.. 43.00	96.00	8.5	..
Navigable Channels Do.

I-A

THE STATE OF BOMBAY FOR THE YEAR 1959-60—contd.

Krishna canal	Rewari canal	Jamda canal		Shahada channel	Lower Panzara river works
		Jamda left bank canal	Jamda right bank canal		
Krishna river	Warna river	Girna river		Gomai river	Panzara river
(16)	(17)	(18)		(19)	(20)
41.25	6.00	..	19.75	16.00	47.00
..
26.25	5.25	..	43.25	48.00	48.00
..
35.25	6.00	..	19.75	16.00	47.00
..
26.25	5.25	..	43.25	31.00	48.00
..

STATEMENT I-A

SHOWING CANALS IN MAHARASHTRA AREA OF THE STATE OF BOMBAY FOR THE YEAR 1959-60—*contd.*

Source of supply of water	(1)	Sayyad-nagar Bandhara	Purmepada tank	Ghod project	
		Panzara river	Bori river	Ghod R. B. canal	Ghod L. B. canal
		(21)	(22)	(23)	(24)
Minimum discharge per second.	C. feet per second.	per H. W. K. 120-00	H.W. K. ..	261-00	
Maximum discharge of canal.	Do. ..	R. 20-00 H.W. K. 160-00	R. 30-00 H.W. K. ..	185-00	500-00
Average annual rainfall.	Inches ..	R. 26-00 No raingauge station.	R. 50-00	22-60	
Gross area commanded.	Acres ..	24,862	12,930	34,500	96,430
Culturable area commanded.	Do. ..	19,929	9,700	20,900	74,750
Area irrigable by complete project.	Do. ..	14,945	9,000	17,600	44,800
Area irrigable at present.	Do. ..	8,700	4,000	..	30,000
Sanctioned Estimate—		40,92,648	41,17,375		
Direct charges	Rs. ..			4,79,00,583	
Indirect charges	Rs. ..			5,80,719	
Interest during construction.	Rs. ..				
Total Estimate	.. Rs. ..	40,92,648	41,17,375	4,84,81,302	
Expenditure to end of 1959-60—					
Direct charges	Rs. ..	27,46,243	45,27,292	3,42,48,463	
Indirect charges	Rs. ..	19,342	38,196	3,63,259	
Interest during construction.	Rs.
Total Expenditure	Rs. ..	27,65,585	45,65,488	3,46,11,722	

STATEMENT I-A

SHOWING CANALS IN MAHARASHTRA AREA OF THE STATE OF BOMBAY FOR THE YEAR 1959-60—*concl.*

Source of Supply of water (1)	Soyyad-nagar Bandhara Panzara river (21)	Purmepada tank Bori river (22)	Ghod project		
			Ghod R. B. canal Ghod river (23)	Ghod L. B. canal Ghod river (24)	
Works as now sanctioned—					
Main Canals Irrigation	Miles	13 miles work of stage II-A is in progress.	9-00	..	54
Branch Canals Irrigation	Do.
Distributaries Irrigation of above.	Do.	21-00	36-00	..	100
Navigable Channels	Do.
Works completed at end of 1959-60—					
Main canals Irrigation	Miles	15-00	9-00	..	54
Branch canals Irrigation	Do.
Distributaries Irrigation of above.	Do.	15-00	16-00	..	100
Navigable channels	Do.

STATEMENT II—E

SHOWING INCIDENCE OF WORKING EXPENSES ASSESSED AND WATER REVENUE ON CANALS
IN THE MAHARASHTRA AREA OF BOMBAY STATE DURING THE YEAR 1959—60.

Name of Work (1)	Average Discharge of the year at Canal Head in cubic feet per second (2)	Water-rate Assessed					Gross assessed Revenue from all sources (8)	Working Expenses Direct and Indirect. (9)
		Occupiers (3)	Owners (4)	Total Direct (5)	Indirect Revenue portion of Land Revenue and Irrigation cess (6)	Total, Direct and Indirect (7)		
		Rs.	Rs.	Rs.	Rs.	Rs.	Rs.	Rs.
Works for which Capital and Revenue Accounts are kept								
<i>Productive</i>								
1. Nira Left Bank Canal including Shetphal Tank.	453·00	17,04,055	..	17,04,055	6,419	17,10,474	17,99,002	2,01,375
2. Mutha Canal including Matoba Tank.	145·00	1,19,668	..	1,19,668	5,794	1,25,462	5,15,420	1,05,163
3. Pravara River Works—								
(i) Pravara Right Bank Canal	105·00	21,96,977	..	21,96,977	4,54,466	26,51,443	30,92,002	3,12,694
(ii) Pravara Left Bank Canal..	392·00							
4. Chankapur Tank—Girna Canals	98·10	5,38,214	..	5,38,214	54,618	5,92,832	6,29,808	60,430
5. Ekruk Tank	17·95	78,609	..	78,609	8,288	86,897	4,14,088	91,303
6. Shahada Channel	54·00	54,818	..	54,818	597	55,415	63,975	23,850
Total, Productive	46,92,341	..	46,92,341	5,30,182	52,22,523	65,14,295	7,94,815

Unproductive

7.	Bhatodi Tank	11-33	4,766	..	4,766	1,398	6,164	8,382	2,90,276
8.	Parsul Tank	22-50	20,070	..	20,070	189	20,259	21,585	27,320
9.	Kadwa River Works—											
	(i) Palkhed Canal	24-30							
	(ii) Ozar Tambat Canal	9-40	1,11,908	..	1,11,908	19,369	1,31,277	1,69,295	86,503
	(iii) Wadali Canal	8-35							
10.	Godavari Right Bank Canal	258-27							
11.	Godavari Left Bank Canal	133-32	21,72,279	..	21,72,279	2,80,063	24,52,342	25,11,073	6,62,787
12.	Nasik Right Bank Canal..	6-00							
13.	Nasik Left Bank Canal..	60-19							
14.	Nira Right Bank Canal	594-00	26,20,594	..	26,20,594	4,57,056	30,77,650	31,40,949	11,05,426
15.	Mosam River Works	4,016	..	4,016	4	4,020	6,993	5
16.	Chikhali Canal	7-00	3,183	..	3,183	..	3,183	8,805	3,283
17.	Bhadalwadi Tank	9-95	12,633	..	12,633	..	12,633	13,168	7,244
18.	Krishna Canal	122-00	1,52,812	..	1,52,812	..	1,52,812	1,53,659	53,823
19.	Upper Man River Works	0-69	11,210	..	11,210	1,477	12,687	12,783	18,326
20.	Mayani Tank	0-41	8,953	..	8,953	2,492	11,445	11,629	9,434
21.	Ashti Tank	20-00	52,641	..	52,641	6,287	58,928	59,121	15,071
22.	Revari Canal	1-61	5,988	..	5,988	..	5,988	6,083	6,142
23.	Shirsuphal Tank	10-88	11,845	..	11,845	..	11,845	21,669	5,915

STATEMENT II—E

**SHOWING INCIDENCE OF WORKING EXPENSES AND ASSESSED WATER REVENUE ON CANALS
IN THE MAHARASHTRA AREA OF BOMBAY STATE DURING THE YEAR 1959-60.**

Name of Work (1)	Average Discharge of the year at Canal Head in cubic feet per second (2)	Water-rate Assessed					Gross assessed Revenue from all Sources (8)	Working Expenses Direct and Indirect. (9)
		Occupiers (3)	Owners (4)	Total Direct (5)	Indirect Revenue portion of Land Revenue and Irrigation cess (6)	Total, Direct and Indirect (7)		
		Rs.	Rs.	Rs.	Rs.	Rs.	Rs.	Rs.
Works for which capital and Revenue Accounts are kept—contd.								
<i>Unproductive—continued.</i>								
24. Lower Panzara River Works ..	9.00	16,502	..	16,502	6,289	22,791	27,438	12,784
25. Yerla River Works	1.67	41,179	..	41,179	11,835	53,014	53,519	32,574
26. Mhaswad Tank	51.00	63,545	..	63,545	11,948	75,493	78,328	35,940
27. Nira R. B. Canal. Br. No. III ..								
28. Pathri Tank	7.00	8,492	..	8,492	2,039	10,531	15,348	9,872
29. Radhanagari H. E. Works ..	270.00	3,72,689	..	3,72,689	..	3,72,689	4,08,233	4,78,776
30. Ranand Tank	0.58	12,232	..	12,232	2,328	14,560	14,576	12,229
31. Budhial Tank	58.90	15,445	..	15,445	..	15,445	17,409	12,702
32. Purmepada Tank	40.00	7,803

33. Sayyadnagar Bandhara	..	81-00	11,653
34. Janda Right Bank Canal	..	128-00	9,216	..	9,216	10,422	19,638	20,121	26,838
35. Mhaswa Tank	10-00	5,202	..	5,202	185	5,387	5,420	9,970
36. Khasapur Project	62-43	14,180
37. Kamli Project	9-00	3,243	3,243	3,243	1,149
38. Talwar Project	1,950
39. Ghod Left Bank Canal
Total, Unproductive	<u>57,37,400</u>	..	<u>57,37,400</u>	<u>8,16,624</u>	<u>65,54,024</u>	<u>67,88,829</u>	<u>29,59,975</u>
Grand Total	<u>1,04,29,741</u>	..	<u>1,04,29,741</u>	<u>13,46,806</u>	<u>1,17,76,547</u>	<u>1,33,03,124</u>	<u>37,54,790</u>

STATEMENT II-E

**SHOWING INCIDENCE OF WORKING EXPENSES AND ASSESSED WATER REVENUE ON CANALS
IN THE MAHARASHTRA AREA OF BOMBAY STATE DURING THE YEAR 1959-60—contd.**

Name of Work (1)	Area irrigated during the year (10)	Working Expenses			Occupier's Rate		Total Water-rate Direct and Indirect	
		Per cent on Gross Revenue (11)	Per acre irrigated (12)	Per cubic foot per second of Discharge at Canal Head (13)	Per acre irrigated (14)	Per cubic foot per second of Discharge at Canal Head (15)	Per acre irrigated (16)	Per cubic foot per second of Discharge at Canal Head (17)
	Acres	Rs.	Rs.	Rs.	Rs.	Rs.	Rs.	Rs.
Works for which Capital And Revenue Accounts Are kept—contd								
<i>Productive—contd</i>								
1. Nira Left Bank Canal including Shetphal Tank.	76,470	11.19	2.63	445	22.28	3,761.71	22.36	3,775.88
2. Mutha Canal including Matoba Tank.	8,601	20.40	12.22	725	13.91	825.29	14.58	865.25
3. Pravara River Works—								
(i) Pravara Right Bank Canal..	19,721	10.11	4.80	629	33.71	4,420.47	40.68	5,334.89
(ii) Pravara Left Bank Canal ..	45,448							
4. Chankapur Tank—Girna Canals	14,138	9.59	4.27	616	38.06	5,486.38	41.93	6,043.12
5. Ekruk Tank	6,069	22.04	15.04	5,080	12.95	4,379.33	14.32	4,841.06
6. Shahada Channel	3,744	37.28	6.37	441	14.64	1,015.14	14.80	1,026.20
Total, Productive ..	1,74,191	12.20	4.56	..	26.93	..	29.98	..

Un productive

7.	Bhatodi Tank	705	3,463-09	411-73	2,18,252	6-76	3,583-45	8-74	4,634-58
8.	Parsul Tank	1,865	126-56	14-65	1,214	10-76	892-00	10-86	900-40
9.	Kadwa River Works—									
	(i) Palkhed Canal	2,519							
	(ii) Ozar Tambat Canal	1,222	51-09	18-76	2,057	24-26	2,661-30	28-47	3,121-92
	(iii) Wadali Canal	870							
10.	Godavari Right Bank Canal	37,436							
11.	Godavari Left Bank Canal	28,915							
12.	Nasik Right Bank Canal	450	26-39	9-67	1,448	31-68	4,745-24	35-76	5,357-03
13.	Nasik Left Bank Canal	1,767							
14.	Nira Right Bank Canal	81,432	35-19	13-57	1,861	32-18	4,411-77	37-79	5,181-22
15.	Mosam River Works	964	4-17	..	4-17	..
16.	Chikhali Canal	304	37-28	10-80	37-73	10-47	36-58	10-47	36-58
17.	Bhadalwadi Tank	1,075	55-01	6-73	728-04	11-75	1,269-64	11-75	1,269-64
18.	Krishna Canal	7,977	35-02	6-74	484-89	19-16	1,376-68	19-16	1,376-68
19.	Upper Man River Works	942	143-36	19-45	26,559-42	11-90	16,246-37	13-46	18,387
20.	Mayani Tank	1,301	81-12	7-25	23,009-75	6-88	21,836-58	8-79	27,914-63
21.	Ashti Tank	4,141	25-49	3-63	753	12-71	2,632-05	14-23	2,946-40
22.	Revari Canal	668	100-96	9-19	3,814-90	8-96	3,719-25	8-96	3,719-25
23.	Shirsuphal Tank	1,133	27-29	5-22	543-65	10-45	1,088-69	10-45	1,088-69

STATEMENT II-E

**SHOWING INCIDENCE OF WORKING EXPENSES AND ASSESSED WATER REVENUE ON CANALS
IN THE MAHARASHTRA AREA OF BOMBAY STATE DURING THE YEAR 1959-60—contd.**

Name of Work	Area Irrigated during the year	Working Expenses			Occupier's Rate		Total Water-rate Direct and Indirect	
		Per cent On Gross Revenue	Per acre Irrigated	Per cubic foot per second Discharge at Canal Head	Per acre irrigated	Per cubic foot per second Discharge at canal Head	Per acre irrigated	Per cubic foot per second of Discharge at canal Head
(1)	(10)	(11)	(12)	(13)	(14)	(15)	(16)	(17)
	Acres	Rs.	Rs.	Rs.	Rs.	Rs.	Rs.	Rs.
Works for which Capital And Revenue Accounts are kept—contd.								
<i>Un-Productive—contd.</i>								
24. Lower Panzara River Works..	2,484	46.59	5.14	1,420	6.64	1,833.55	9.17	2,532.33*
25. Yerla River Works	5,238	60.86	6.22	1,955.39	7.86	2,465.80	10.12	3,174.49
26. Mhaswad Tank	10,278	45.88	3.32	704.70	5.86	1,245.98	6.97	1,480.25
27. Nira R. B. Canal Br. No. III..	556							
28. Pathri Tank	1,074	64.32	9.19	1,410.28	7.90	1,213.14	9.80	1,504.42
29. Radhanagari H. E... ..	15,668	117.28	30.59	1,773.24	23.81	1,380.33	23.81	1,380.33
30. Ranand Tank	1,443	83.90	8.47	21,084.48	8.48	21,089.65	10.09	25,103.44
31. Budhial Tank	5,346	72.96	2.37	215.66	2.88	262.22	2.88	262.22
32. Purnepada Tank	2,550	..	3.06	195.07
33. Sayyadnagar Bhandhara ..	1,383	..	8.43	143.86

34. Jamda Right Bank Canal ..	3,387	133.38	7.92	209.67	2.72	72.00	5.79	153.42
35. Mhaswa Tank	503	183.94	19.82	997	10.34	520.20	10.77	542.00
36. Khasapur Project	7,664	..	1.85	227.13
37. Kamli Project	905	35.43	1.27	127.66
38. Talwar Project.
39. Ghod Left Bank Canal ..	15,295
Total, Unproductive ..	2,49,460	43.60	11.86	..	23.00	..	26.28	..
Grand Total ..	4,23,651	28.22	8.86	..	24.62	..	27.80	..

Note.—The figures shown in columns 3 to 9 are based on statement IV—C furnished by A. G., Bombay & D. A. G., Nagpur
 *For each Bandhara, average of 9 canals.

STATEMENT

**SHOWING FINANCIAL RESULTS OF IRRIGATION WORKS UNDER
REALISATIONS UNDER MAIN HEADS AND WORKING**

Name of works	Revenue (Actual Receipts)			
	Irrigation			Total
	Water rates	Share of Land Revenue	Irrigation Cess	
(1)	(2)	(3)	(4)	(5)
	Rs.	Rs.	Rs.	Rs.
XVII—Irrigation, Navigation, Embankment, Drainage Works, etc.				
<i>(1) Productive.</i>				
(1) Ekruk Tank	37,649	..	8,288	45,937
(2) Chankapur Tank	6,15,125	..	54,618	6,69,743
(3) Shahada Channel	37,517	597	..	38,114
(4) Nira Left Bank Canal including Shetpal Tank.	15,16,548	..	6,419	15,22,967
(5) Mutha Canal including Matoba Tank.	2,28,280	..	5,794	2,34,074
(6) Kakrapar Weir and Canal Project	69,503	69,503
(7) Pravara River Works	1,43,622	76	4,54,390	25,98,088
(8) Mula Project
(9) Kadana Project
Total—Productive	46,48,244	673	5,29,509	51,78,426

1-C

THE AUDIT JURISDICTION OF THE MAIN OFFICE BOMBAY
EXPENSES DURING THE YEAR 1959-60

Revenue (Actual Receipts)					
Navigation	Planta- tion	Water power	Miscella- neous	Total Gross Revenue	Refunds of Revenue
(6)	(7)	(8)	(9)	(10)	(11)
Rs.	Rs.	Rs.	Rs.	Rs.	Rs.
			3,27,349	3,73,286	6,269
		8,472	26,202	7,04,417	78
			8,515	46,629	250
2,178	3,944		15,433	15,44,522	208
100			3,71,747	6,05,921	220
			63,652	1,33,155	134
84	13		49,507	26,47,692	125
			481	481	
2,362	3,957	8,472	8,62,886	60,56,103	7,284

STATEMENT

**SHOWING FINANCIAL RESULTS OF IRRIGATION WORKS UNDER
REALISATIONS UNDER MAIN HEADS AND WORKING**

Name of works (1)	Working Expenses and Repairs			
	Total Net Revenue (12)	Revenue Management		
		Executive (13)	Civil Officers (14)	Total (15)
	Rs.	Rs.	Rs.	Rs.
XVII-Irrigation, Navigation, Embankment, Drainage Works, etc.—contd.				
(1) Productive—contd.				
(1) Ekrak Tank	3,67,017	7,167	6,912	14,079
(2) Chankapur Tank	7,04,339	2,300	13,334	15,634
(3) Shahada Channel	46,379	9,597	920	10,517
(4) Nira Left Bank Canal including Shetpal Tank.	15,44,314	8,420	29,042	37,462
(5) Mutha Canal including Matoba Tank..	6,05,701	4,942	4,028	8,970
(6) Kakrapar Weir and Canal Project ..	1,33,021	46,153	1,674	47,827
(7) Pravara River Works	26,47,567	12,726	51,780	64,506
(8) Mula Project	481
(9) Kadana Project
Total—Productive ..	60,48,819	91,305	1,07,690	1,98,995

I-C
THE AUDIT JURISDICTION OF THE MAIN OFFICE, BOMBAY
EXPENSES DURING THE YEAR 1959-60—cont.

Working Expenses and Repairs									
Maintenance and Repairs							Indirect charges	Grand Total	Net Revenue
Estab-lish-ment	Works	Repairs	Mis-cella-neous	Tools and Plant	Planta-tions	Total M and R			
(16)	(17)	(18)	(19)	(20)	(21)	(22)	(23)	(24)	(25)
Rs.	Rs.	Rs.	Rs.	Rs.	Rs.	Rs.	Rs.	Rs.	Rs.
3,985	..	71,463	..	1,061	..	90,588	715	91,303	2,75,714
2,300	2,316	38,973	..	622	170	60,015	415	60,430	6,43,909
841	..	12,187	..	183	..	23,728	122	23,850	22,529
8,421	1,517	1,50,183	..	2,275	..	1,99,858	1,517	2,01,375	13,42,939
4,941	..	89,027	..	1,335	..	1,04,273	890	1,05,163	5,00,538
850	..	7,74,015	8,22,692	7,740	8,30,432	—6,97,411
12,725	1,977	2,27,750	..	3,439	..	3,10,397	2,297	3,12,694	23,34,873
..	481
..	..	4,097	4,097	41	4,138	—4,138
34,063	5,810	13,67,695	..	8,915	170	16,15,648	13,737	16,29,385	44,19,434

**STATEMENT
SHOWING FINANCIAL RESULTS OF IRRIGATION WORKS UNDER
REALISATION UNDER MAIN HEADS AND WORKING**

Name of works	Revenue (Actual Receipts)			
	Irrigation			Total
	Water rates	Share of Land Revenue	Irrigation Cess	
(1)	(2)	(3)	(4)	(5)
XVII.—Irrigation, Navigation, Embankment, drainage Works. etc.—cont.	Rs.	Rs.	Rs.	Rs.
<i>(2) Unproductive.</i>				
(1) Chikhli Canal	4,828	4,828
(2) Hathmati and Kharicut Canal	56,753	56,753
(3) Mhaswa Canal	5,159	..	185	5,344
(4) Bhatodi Tank	4,446	146	1,252	5,844
(5) Krishna Canal	1,62,543	1,62,543
(6) Upperman River Works ..	8,628	..	1,477	10,105
(7) Maini Tank	11,168	..	2,492	13,660
(8) Bhudhial Tank	1,964	1,964
(9) Mangi Tank	2,652	..	49	2,701
(10) Ashti Tank	29,895	..	6,287	36,182
(11) Rewadi Canal	5,231	5,231
(12) Lower Panzara River Works ..	39,070	5,142	1,147	45,359
(13) Sirsuphal Tank	16,357	16,357
(14) Yerla River Irrigation Works ..	38,212	..	11,835	50,047
(15) Parsul Tank	3,676	..	189	3,865
(16) Mhaswad Tank	87,596	..	11,948	99,544
(17) Jamda Canal	37,527	6,460	3,962	47,949
(18) Pathri Tank	24,991	..	2,039	27,030
(19) Kadwa River Works	1,52,633	594	18,775	1,72,002
(20) Tranza Nagrama Tank	1,942	1,942
(21) Sawli Tank	1,701	1,701

I-C

THE AUDIT JURISDICTION OF THE MAIN OFFICE, BOMBAY

EXPENSES DURING THE YEAR 1959-60—*contd.*

Revenue (Actual Receipts)					
Navigation	Planta- tion	Water power	Miscella- neous	Total Gross Revenue	Refunds of Revenue
(6)	(7)	(8)	(9)	(10)	(11)
Rs.	Rs.	Rs.	Rs.	Rs.	Rs.
..	8	4,836	..
..	90	..	17,549	74,392	..
..	33	5,377	..
..	2,513	8,357	..
..	1,092	1,63,635	..
..	96	10,201	..
..	912	14,572	17
..	1,964	..
..	2,701	..
..	103	36,285	..
..	95	5,326	..
..	2,245	47,604	..
..	208	16,565	..
..	505	50,552	..
..	1,326	5,191	..
..	704	1,00,248	..
..	483	48,432	..
..	2,044	29,074	..
..	..	1,988	35,070	2,09,060	5,434
..	28	1,970	..
..	189	1,890	..

STATEMENT
SHOWING FINANCIAL RESULTS OF IRRIGATION WORKS UNDER
REALISATION-UNDER MAIN HEADS AND WORKING

Name of works	Total Net Revenue	Working Expenses and Repairs			
		Revenue Management			
		Executive	Civil Officers	Total	
(1)	(12)	(13)	(14)	(15)	
		Rs.	Rs.	Rs.	Rs.
XVII.—Irrigation, Navigation, Embankment drainage Works, etc.—contd.					
(2) Unproductive—contd.					
(1) Chikhli Canal	4,836	1,453	96	1,549	
(2) Hathmati and Kharicut Canal	74,392	8,405	1,183	9,588	
(3) Mhaswa Canal	5,377		107	107	
(4) Bhatodi Tank	8,357	2,82,536	114	2,82,650	
(5) Krishna Canal	1,63,635	22,967	3,268	26,235	
(6) Upperman River Works	10,201	8,990	202	9,192	
(7) Maini Tank	14,555	4,542	273	4,815	
(8) Bhudhial Tank	1,964	4,994	39	5,033	
(9) Mangi Tank	2,701	2,800	54	2,854	
(10) Ashti Tank	36,285	5,462	724	6,186	
(11) Rewadi Canal	5,326	2,994	105	3,099	
(12) Lower Panzara River Works	47,604	3,956	810	4,766	
(13) Sirsuphal Tank	16,565	2,323	327	2,650	
(14) Yerla River Irrigation Works	50,552	15,046	1,001	16,047	
(15) Parsul Tank	5,191	17,393	77	17,470	
(16) Mhaswad Tank	1,00,248	12,714	1,991	14,705	
(17) Jamda Canal	48,432	3,725	834	4,559	
(18) Pathri Tank	29,074	3,672	541	4,213	
(19) Kadwa River Works	2,03,626	51,510	3,392	54,902	
(20) Tranza Nagtama Tank	1,970	164	39	203	
(21) Savli Tank	1,890	110	34	144	

11-C

THE AUDIT JURISDICTION OF THE MAIN OFFICE, BOMBAY
EXPENSES DURING THE YEAR 1959-60—contd.

Working Expenses and Repairs									
Maintenance and Repairs							Indirect charges	Grand Total	Net Revenue
Estab- lishment	Works	Repairs	Mis- cella- neous	Tools and Plant	Planta- tions	Total M and R			
(16)	(17)	(18)	(19)	(20)	(21)	(22)	(23)	(24)	(25)
Rs.	Rs.	Rs.	Rs.	Rs.	Rs.	Rs.	Rs.	Rs.	Rs.
113	..	1,581	..	24	..	3,267	16	3,283	1,553
8,406	218	1,50,006	..	2,272	..	1,70,490	1,502	1,71,992	-97,600
..	6,726	3,039	9,872	98	9,970	-4,593
5,323	..	2,247	..	34	..	2,90,254	22	2,90,276	-2,81,919
1,793	170	24,995	..	378	..	53,571	252	53,823	1,09,812
618	..	8,309	..	124	..	18,243	83	18,326	-8,125
313	..	4,201	..	63	..	9,392	42	9,434	5,121
475	..	7,018	..	106	..	12,632	70	12,702	-10,738
266	..	3,934	..	59	..	7,113	39	7,152	-4,451
541	502	7,640	..	121	..	14,990	81	15,071	21,214
206	..	2,767	..	42	..	6,114	28	6,142	-816
473	..	7,361	..	110	..	12,710	74	12,784	34,820
204	..	2,986	..	45	..	5,885	30	5,915	10,650
1,097	1,210	13,843	..	226	..	32,423	151	32,574	17,978
801	..	8,821	..	132	8	27,232	88	27,320	-22,129
1,294	1,723	17,731	..	292	..	35,745	195	35,940	64,308
249	732	21,030	..	50	..	26,620	218	26,838	21,594
348	..	5,182	..	77	..	9,820	52	9,872	19,202
2,494	1,701	26,600	..	427	95	86,219	284	86,503	1,17,123
165	..	6,015	..	89	..	6,472	60	6,532	-4,562
110	..	3,936	..	59	..	4,249	39	4,288	-2,398

STATEMENT

**SHOWING FINANCIAL RESULTS OF IRRIGATION WORKS UNDER
REALISATION UNDER MAIN HEADS AND WORKING**

Name of works (1)	Revenue (Actual Receipts)			
	Irrigation			Total (5)
	Water rates (2)	Share of Land Revenue (3)	Irrigation Cess (4)	
	Rs.	Rs.	Rs.	Rs.
XVII—Irrigation, Navigation, Embankment, Drainage Works, etc.—contd.				
(2) Unproductive—contd.				
(22) Godavari Canal	17,29,451	..	2,80,063	20,09,514
(23) Wangroli Tank	4,486	4,486
(24) Nira Right Bank Canal ..	20,30,665	..	4,57,056	24,87,721
(25) Wadhvana Tank	35,070	35,070
(26) Fatewadi Eight Months' Canal	2,73,931	2,73,931
(27) Meshwa Canal Project ..	51,770	51,770
(28) Radhanagari Hydro-Electric Works.	5,64,664	5,64,664
(29) Bhadalwadi Canal	16,853	16,853
(30) Patandungri Tank
(31) Heran River Project
(32) Karad Project
(33) Ranand Tank	11,895	..	2,328	14,223
(34) Mahi Canal
(35) Mosam Canal	237	..	4	241
(36) Sayyadnagar Bandhara
(37) Purnepada Tank
Total—Unproductive ..	54,15,994	12,342	8,01,088	62,29,424
Grand Total ..	1,06,64,238	13,015	13,30,597	1,14,07,850

I-C

THE AUDIT JURISDICTION OF THE MAIN OFFICE, BOMBAY

EXPENSES DURING THE YEAR 1959-60—contd.

Revenue (Actual Receipts)					
Navigation	Planta- tion	Water power	Miscella- neous	Total Gross Revenue	Refunds of Revenue
(6)	(7)	(8)	(9)	(10)	(11)
Rs.	Rs.	Rs.	Rs.	Rs.	Rs.
59	..	28,297	34,005	20,71,875	2,332
..	379	4,865	..
418	5,07,868	29,96,007	279
..	5,156	40,226	..
..	1,759	2,75,690	..
..	1,789	53,559	..
..	35,544	6,00,208	1,632
..	535	17,388	..
..	752	752	..
..	475	475	..
..	18	18	..
..	16	14,239	..
..	10,547	10,547	..
..	241	..
..
..
477	90	30,285	6,64,046	69,24,322	9,694
2,839	4,047	38,757	15,26,932	1,29,80,425	16,978

STATEMENT

**SHOWING FINANCIAL RESULTS OF IRRIGATION WORKS UNDER
REALISATION UNDER MAIN HEADS AND WORKING**

Name of works (1)	Total Net Revenue (12) Rs.	Working Expenses and Repairs		
		Revenue management		
		Executive (13) Rs.	Civil Officers (14) Rs.	Total (15) Rs.
XVII—Irrigation, Navigation, Embankment, Drainage Works, etc.—contd.				
(2) Unproductive—contd.				
(22) Godavari Canal	20,69,543	3,37,953	39,942	3,77,895
(23) Wangroli Tank	4,865	145	90	235
(24) Nira Right Bank Canal	29,95,728	7,60,464	58,451	8,18,915
(25) Wadhvana Tank	40,226	8,244	666	8,910
(26) Fatewadi Eight Months Canal	2,75,690	8,195	5,508	13,703
(27) Meshwa Canal Project	53,559	3,908	1,025	4,933
(28) Radhanagari Hydro-Electric Works	5,98,576	68,182	11,319	79,501
(29) Bhadalwadi Canal	17,388	2,871	337	3,208
(30) Patandungri Tank	752	4,840	..	4,840
(31) Heran River Project	475	5,532	..	5,532
(32) Karad Project	18	4,690	..	4,690
(33) Ranand Tank	14,239	5,925	285	6,210
(34) Mahi Canal	10,547
(35) Mosam Canal	241	..	5	5
(36) Sayyadnagar Bandhara	3,081	..	3,081
(37) Putnepada Tank	2,366	..	2,366
Total—Unproductive	69,14,628	16,72,152	1,32,839	18,04,991
Grand Total	1,29,63,447	17,63,457	2,40,529	20,03,986

I-C

THE AUDIT JURISDICTION OF THE MAIN OFFICE BOMBAY.
EXPENSES DURING THE YEAR 1959-60—contd.

Working Expenses and Repairs									
Maintenance and Repairs							Indirect charges	Grand Total	Net Revenue
Establishment	Works	Repairs	Miscellaneous	Tools and Plant	Plantations	Total M & R			
(16)	(17)	(18)	(19)	(20)	(21)	(22)	(23)	(24)	(25)
Rs.	Rs.	Rs.	Rs.	Rs.	Rs.	Rs.	Rs.	Rs.	Rs.
16,020	10,885	2,51,051	..	2,824	1,478	6,60,153	2,634	6,62,787	14,06,756
145	..	5,232	..	78	..	5,690	52	5,742	(—) 877
27,755	10,623	2,41,683	..	3,927	..	11,02,903	2,523	11,05,426	18,90,302
2,934	..	51,067	..	766	..	63,677	510	64,187	(—) 23,961
8,194	94	1,48,765	..	2,214	..	1,72,970	1,489	1,74,459	1,01,231
3,908	1,373	68,303	..	1,056	..	79,573	697	80,270	(—) 26,711
21,352	..	3,68,703	..	5,533	..	4,75,089	3,687	4,78,776	1,19,800
258	..	3,686	..	55	..	7,207	37	7,244	10,144
1,723	..	29,983	..	450	..	36,996	300	37,296	(—) 36,544
1,968	..	34,265	..	514	..	42,279	343	42,622	(—) 42,147
1,669	..	29,051	..	436	..	35,846	291	36,137	(—) 36,119
407	..	5,475	..	82	..	12,174	55	12,229	2,010
..	3,278	5,44,567	5,47,845	5,478	5,53,323	(—) 542,776
..	5	..	5	236
369	..	8,037	..	86	..	11,573	80	11,653	(—) 11,653
283	..	5,038	..	66	..	7,753	50	7,803	(—) 7,803
1,12,274	39,235	21,24,148	..	22,817	1,581	41,05,046	21,650	41,26,696	27,87,932
1,46,337	45,045	34,91,843	..	31,732	1,751	57,20,694	35,387	57,56,081	72,07,366

STATEMENT

SHOWING FINANCIAL RESULTS OF IRRIGATION WORKS IN THE EXPENSES DURING 1959-60 IN VIDARBHA

Serial No.	Name of work	Revenue (Actual)				
		Irrigation			Navigation Plantation	
		Water rates directly paid	Share of land revenue	Total		
(1)	(1-A)	(2)	(3)	(4)	(5)	(6)
Rs.						
XVII.—IRRIGATION						
Productive—Nil.						
Unproductive						
1	Khasapur Project in Osmanabad District.
2	Kamli Project	3,243	3,243
3	Talwar Project
Grand Total		..	3,243	3,243
			3,243	3,243		

Serial No.	Name of work	Working				
		Maintenance and Repairs				
		Establishment	Works	Repairs	Tools and Plant	
(1)	(2)	(14)	(15)	(16)	(17)	
Rs.						
XVII.—IRRIGATION—cont.						
Productive—Nil.						
Unproductive—cont.						
1	Khasapur Project in Osmanabad District.	812	..	12,994	244	
2	Kamli Project	—52	..	1,205	—16	
3	Talwar Project	—82	..	2,037	—25	
Grand Total		..	678	..	16,236	203

1.0

BOMBAY STATE—REALISATION UNDER MAIN HEADS OF WORKING AND MARATHWADA REGIONS OF BOMBAY STATE

Receipts)				Working expenses		
Water power	Miscellaneous	Deduct Refunds	Total Revenue	Revenue Management		
				Executive	Civil Officers	Total Establishment Revenue Management
(7)	(8)	(9)	(10)	(11)	(12)	(13)
Rs.	Rs.	Rs.	Rs.	Rs.	Rs.	Rs.
..
..	3,243
..
..	3,243

expenses

Plantations	Total maintenance and repairs cols. (13) to (18)	Indirect charges	Grand total working expenses	Net Revenue
(18)	(19)	(20)	(21)	(22)
Rs.	Rs.	Rs.	Rs.	Rs.
..	14,050	130	14,180	-14,180
..	1,137	12	1,149	2,094
..	1,930	20	1,950	-1,950
..	17,117	162	17,279	-14,036

STATEMENT

SHOWING RESERVOIR PROJECTS IN MAHARASHTRA AREA

Source of Supply	Bhatodi Tank	Parsul Tank	Mutha Reservoir Lake file Mutha Canals	Matoba Tank	
	Mehakari River	Parsul River	Mutha River Ghat catchment	Nalla and M. R. B. C.	
(1)	(1-A)	(2)	(3)	(4)	
If supplied by rainfall.	Area of Catchment Sq. Miles.	44.00	20.33	196.00	10.50
	Average annual rainfall, Inches.	24.28	12.25	33.25	16.33
Contents of tanks between levels of surface of full supply and sill of canal head sluice.	Millions of cubic feet.	40.00	118.70	3,091	184.00
		Area of surface at full supply.	Acres and decimals.	315.00	151.90
Gross area commanded	Acres	15,126	3,337	94,087	7,133
Culturable area commanded	Acres	13,657	3,197	50,000	7,133
Area irrigable by complete project.	Acres	12,124	1,783	16,800	3,250
Area irrigable at present	Acres	6,124	1,783	16,800	3,250
Wells supplied by tanks	No.
Sanctioned Estimate—					
Direct Charges	Rs.	3,79,707	2,18,946	70,42,016	..
Indirect Charges	Rs.				
Interest during construction	Rs.				
Total Estimate	Rs.	3,79,707	2,18,946	70,42,016	..

H-A

OF THE STATE OF BOMBAY FOR THE YEAR 1959-60

Shetphal Tank	Kadwa River Works (Waghad Tank)	Chankapur Tank Girma Canals	Darna Reservoir Godawari Canals	Lake whiting Lloyd Dam Nira Canals	Lake Arther Hill Wilson Dam, Pravara Canals	Mosam Bandhara
Nira Left Bank Canal	Kalwan River Ghat Catchment	Girma River	Darna River	Yelwandi River, Ghat Catchment	Pravara River, Ghat Catchment	Mosam River
(5)	(6)	(7)	(8)	(9)	(10)	(11)
2.33	29.00	100.00	156.00	128.00	47.00	281.00
8.69	54.36	29.44	90.35	39.81	156.00	17.00
592.00	606.00	1,464.00	7,763.00	24,198.00	11,189.00	..
898.00	778.00	1,043.00	8,584.00	9,368.00	4,656.00	..
23,527	41,003	29,182	232,390	697,388	198,807	12,947
17,483	36,440	25,200	219,390	597,546	157,440	9,410
4,200	32,723	18,500	79,440	245,280	57,000	8,297
4,200	17,670	8,500	79,440	245,280	57,000	5,737
..
1,17,49,044 (includes N. L. B. C.)	10,35,876	21,00,317	3,50,60,293	7,19,70,195	1,62,35,362	69,93,266
1,17,49,044	10,35,876	21,00,317	3,50,60,293	7,19,70,195	1,62,35,362	69,93,266

STATEMENT

SHOWING RESERVOIR PROJECTS IN MAHARASHTRA AREA

Source of Supply	Bhatodi Tank	Parsul Tank	Mutha Reservoir Lake File Mutha Canals	Matoba Tank
	Mehakari River	Parsul River	Mutha River Ghat catchment	Nalla and M. R. B. C.
(1)	(1A)	(2)	(3)	(4)
Expenditure to end of 1959-60—				
Direct Charges Rs.	3,52,214	4,73,673	67,20,610	..
Indirect Charges Rs.	27,022	9,196	2,98,558	..
Interest during construction Rs.	11,35,351	6,91,068	2,03,94,354	..
Total Expenditure .. Rs.	15,14,587	11,73,937	2,74,13,522	..
Works as now sanctioned—				
Dam (earthen or masonry) ..	Masonry	Earthen	Masonry	Earthen
Total height Feet.	50-00	62-00	97-84	48-41
Canals Miles.	4-50	4-75	88-00	..
Distributaries "	5-50	..	67-00	17-00
Works completed at end of 1959-60—				
Dam (height completed) .. Feet	50-00	62-00	97-84	48-41
Canals Miles	4-50	4-75	88-00	..
Distributaries "	5-50	..	67-00	17-00.

A:—Includes 5 miles
 B:—Includes 56.25 miles
 C:—Includes 35 miles

II A

OF THE STATE OF BOMBAY FOR THE YEAR 1959-60

Shetphal Tank	Kadwa River Works (Waghad Tank)	Chankapur Tank Girna Canals	Darna Reservoir Godawari Canals	Lake Whitting Lloyd Dam Nira Canals	Lake Arther Hill Wilson Dam. Pravara Canals	Mosam Bandhara
Nira Left Bank Canal	Kalwan River Ghat Catchment	Girna River	Darna River	Yelwandi River, Ghat Catchment	Pravara River, Ghat Catchment	Mosam River
(5)	(6)	(7)	(8)	(9)	(10)	(11)
1,60,06,304	12,78,574	29,80,374	5,47,21,600	5,80,83,366	1,58,63,877	24,16,007
5,12,817	64,851	76,861	9,16,491	16,18,154	5,24,549	19,886
2,90,13,422	..	38,05,461	2,97,61,425	10,08,34,069	2,73,70,174	4,19,996
4,55,32,543	13,43,425	68,62,696	8,53,99,516	16,05,35,589	4,37,58,600	28,55,889
Earthen	Earthen	Masonry	Masonry	Masonry	Masonry	Masonry
66-00	95-00	140-00	92-00	183-75	270-00	14-00
13-13	24-12	18-61	122-00 A	276-12 B	115-50 C	9-50
..	13-92	20-80	112-00	485-86	139-00	8-50
..
66-00	95-00	140-00	92-00	183-75	270-00	14-00
13-13	24-12	18-61	122-00 A	276-12 B	115-50 C	9-50
..	13-92	20-80	112-00	485-86	139-00	8-50

of branch canals.
of branch canals.
of branch canals.

STATEMENT

SHOWING RESERVOIR PROJECTS IN MAHARASHTRA AREA

Source of Supply (1)	Gangapur Dam, Nasik Canals	Pushpawati Bandhara	Ekruk Tank	Bhadalwadi Tank	
	Godawari and Kashyapi River (12)	Pushpawati River (13)	Adhelu River (14)	Tributory of the Bhima River (15)	
If supplied by rainfall.	Area of Catchment Sq. miles.	138-00	133-00	159-00	23-00
	Average annual rain- fall. Inches.	71-00	..	21-92	17-69
Contents of tanks between levels of surface of full supply and sill of Canal head sluice.	Millions of C. ft.	5,500-00 7,200-00 (at the end of II Stage)	..	2,616-00	213
	Area of surface at full supply.	Acres and decimals.	190-00	..	4,551-00
Gross area commanded	Acres	58,845	5,040	17,552	3,000
Culturable area commanded	Acres	48,948	5,040	16,941	2,400
Area irrigable by complete project.	Acres	40,767	4,032	16,941	2,000
Area irrigable at present	Acres	10,056	4,032	6,650	2,000
Wells supplied by tanks	No.
Sanctioned Estimate—					
Direct charges	Rs.	} Included in the accounts of Godawari Canals.	14,65,259	13,40,386	4,91,613
Indirect charges	Rs.	
Interest during construction	Rs.
Total Estimate	Rs.	..	14,65,259	13,40,386	4,91,613

II-A

OF THE STATE OF BOMBAY FOR THE YEAR 1959-60

Upper Man River Works	Maini Tank	Ashti Tank	Shirsuphal Tank	Lower Panzara River Works (Mukti Tank)	Yerla River Works (Nehr Tank)	Mhaswad Tank
Man River	Wangi Nala	Ashti Nala	Tributory of the Bhima River	Local Stream	Yerla River	Man River
(16)	(17)	(18)	(19)	(20)	(21)	(22)
20.00	52	92.00	23.00	33.22	59.00	480.00
18.20	22.53	18.87	15.00	19.85	25.25	14.26
103	80	1,419-00	351-00	320-03	411	2,601-00
349	463	2,830-00	834-00	509-00	676	4,014-00
8,443	4,876	17,882	4,500	13,117	11,234	1,29,045
7,623	4,625	16,825	2,500	12,627	10,680	1,06,214
7,623	4,625	11,780	1,800	12,627	10,680	24,800
2,080	4,625	11,780	1,800	12,627	5,480	11,000
33	14	28	18
4,39,286	6,02,672	8,41,708	2,24,568	4,68,621 (old cost) 10,33,006 (latest cost)	7,35,672 45,836	20,96,016
..
4,39,286	6,02,672	8,41,708	2,24,568	4,68,621 (old cost) 10,33,006 (latest cost)	7,81,508	20,96,016

STATEMENT

SHOWING RESERVOIR PROJECTS IN MAHARASHTRA AREA

Source of Supply (1)	Gangapur Dam, Nasik Canals		Pushpawati Bandhara	Ekruk Tank	Bhadalwadi Tank
	Godawari and Kashyapi River (12)	Pushpawati River (13)	Adhelu River (14)	Tributory of the Bhima River (15)	
Expenditure to end of 1959-60—					
Direct charges	Rs.	No separate accounts are kept. The accounts are included in the accounts of Godawari Canals.	7,30,247	12,28,117	5,74,20
Indirect charges	Rs.	5,529	1,12,269	17,30
Interest during construction	Rs.	55,031	10,27,893	..
Total Expenditure ..	Rs.	7,90,807	23,68,279	5,91,51
Works as now sanctioned—					
Dam (earthen or masonry)	Earthen	Earthen	Earthen	Earthen
Total Height	Feet	120-00	24-00	76-00	65-00
Canals	Miles	29-00	10-00	48-00	10-00
Distributaries	Do.	70-00	..	1-68	..
Works completed at end of 1959-60—					
Dam (height completed) ..	Feet	120-00	24-00	76-00	65-00
Canals	Miles	29-00	10-00	48-00	10-00
Distributaries	Do.	70-00	..	1-68	..

II-A

OF THE STATE OF BOMBAY FOR THE YEAR 1959-60

Upper. Man River Works	Maini Tank	Ashti Tank	Shirsuphal Tank	Lower Panzara River Works (Mukti Tank)	Yerla River Works (Nehr Tank)	Mhaswad Tank
Man River	Wangi Nala	Ashti Nala	Tributory of the Bhima River (19)	Local Stream	Yerla River	Man River
(16)	(17)	(18)	(19)	(20)	(21)	(22)
4,15,835	6,53,629	7,62,493	2,12,199	4,45,382	7,35,672	20,05,553
23,451	27,305	79,215	12,369	23,239	45,836	90,463
..	14,45,492
<u>4,39,286</u>	<u>6,80,934</u>	<u>8,41,708</u>	<u>2,24,568</u>	<u>4,68,621</u>	<u>7,81,508</u>	<u>35,41,508</u>
Earthen	Earthen	Earthen	Earthen	Earthen	Earthen	Earthen
53-50	61-33	57-75	54-32	65-00	74-00	79-79
17-50	9-25	27-50	10-00	34-00	33-33	24-94
6-50	7-58	3-15	..	56-00	4-00	8-18
53-50	61-33	57-75	54-32	65-00	74-00	79-79
17-50	9-25	27-50	10-00	34-00	33-33	24-94
6-50	7-58	3-15	..	56-00	4-00	8-18

STATEMENT

SHOWING RESERVOIR PROJECTS IN MAHARASHTRA AREA

Source of Supply	Pathri Tank	Radhanagari H. E. Works	Budhial Tank	Ranand Tank
	Yerai River	Bhogawati River	Nalla	Nalla
(1)	(23)	(24)	(25)	(26)
If supplied by rainfall. } Area of Catchment Sq. miles.	27.50	42.50	144.00	62
	Average annual rain- fall. Inches.	27.81	244.00	16.22
Contents of tanks between levels of surface of full supply and sill of Canal head sluice. } Millions of C. ft.	407.00	7,225	1,117.00	250.00
Area of surface at full supply. } Acres and decimals.	681.00	4,448	1,682.00	305
Gross area commanded .. Acres	5,000	38,500	13,944	5,800
Culturable area commanded Acres	4,586	38,500	13,620	4,800
Area irrigable by complete project. Acres	2,500	18,500 (Tentative)	10,500	4,800
Area irrigable at present .. Acres	1,600	18,500 (Tentative)	6,000	2,700
Wells supplied by tanks .. No.
Sanctioned Estimate—				
Direct charges Rs. }	6,42,846	1,66,25,391	69,88,000 (14,54,620 old cost)	29,55,782 62,308
Indirect charges Rs. }				
Interest during construction Rs.
Total Estimate .. Rs.	6,42,846	1,66,25,391	69,88,000	30,18,090

II-A

OF THE STATE OF BOMBAY FOR THE YEAR 1959-60.

Purmepada Tank	Mhaswa Tank	Khasapur Project	Kamli Project	Talwar Project	Ghod Left Bank Canal	Ghod Right Bank Canal
Bori River	Local Streams and Rainfall	Sina River			Ghod River	
(27)	(28)	(29)	(30)	(31)	(32)	(33)
117.00	13.40	214.00	50.25	34.40		1,401
Not available	26.35	35.09	20.84	20.84		22.60
478.00	87.00	559.74	109.50	114.32		60.30
746.00	421.00	1,293.00	381.00	352.00		333
12,930	2,500	13,500	2,910	1,950		1,30,930
9,700	1,500	8,832	2,400	1,650		95,650
9,000	1,500	8,832	2,400	1,650		62,400
4,000	1,000	7,664	905	..		30,000
1
41,17,375	1,38,956	51,26,500	19,99,514	14,24,360		4,79,00,583 5,80,719
..
41,17,375	1,38,956	51,26,500	19,99,514	14,24,360		4,84,81,302

STATEMENT

SHOWING RESERVOIR PROJECTS IN MAHARASHTRA AREA

Source of supply	Pathri Tank	Radhanagari H. E. Works	Budhial Tank	Ranand Tank
	Yerai River	Bhogawati River	Nalla	Nalla
	(23)	(24)	(25)	(26)
Expenditure to end of 1959-60—				
Direct charges	Rs. 6,27,825	1,53,36,135	66,45,948	28,90,058
Indirect charges	Rs. 15,021	1,51,994	69,764	27,729
Interest during construction	Rs.
Total Estimates .. .	Rs. 6,42,846	1,54,88,129	67,15,712	29,17,787
Works as now sanctioned—				
Dam (earthen or masonry) ..	Earthen	Masonry	Earthen	Earthen
Total Height Feet	63.75	140.00	61.00	64.00
Canals Miles	4.66	..	16.5	18.2
Distributaries Feet	3.33	..	22.00	5.2
Works completed at end of 1959-60—				
Dam (height completed) .. Feet	63.75	140.00	61.00	64.00
Canals Miles	4.66	..	13.00	18.2
Distributaries Miles	3.33	..	15.00	5.2

II-A

OF THE STATE OF BOMBAY FOR THE YEAR 1959-60

Purmepada Tank	Mhaswa Tank	Khasapur Project	Kamali Project	Talwar Project	Ghod Left Bank Canal	Ghod Right Bank Canal
Bori River	Local Streams and Rainfall	Sina River			Ghod River	
(27)	(28)	(29)	(30)	(31)	(32)	(33)
45,27,292	1,28,781	43,94,919	13,64,038	13,04,678	3,42,48,463	
38,196	10,175	60,768	11,166	10,490	3,63,259	
..	..	12,15,915	2,17,603	1,76,116	..	
<u>45,65,488</u>	<u>1,38,956</u>	<u>56,71,602</u>	<u>15,92,807</u>	<u>14,91,284</u>	<u>3,46,11,722</u>	
Earthen	Earthen	Earthen & Composite	Earthen	Earthen	Earthen dam with masonrey weir	
81·6	44·00	56·00	48·00	43·00	94·00	
9·00	6·2	20·00	6·00	6·00	54·00	16·00
36·00	12·25	9·50	100·00	..
81·6	44·00	56·00	48·00	43·00	94·00	
9·00	6·2	20·00	6·00	6·00	54·00	..
16·00	12·25	9·50	100·00	..

STATEMENT

**SHOWING CAPITAL ACCOUNTS OF IRRIGATION WORKS UNDER
FOR AND TO END**

Name of works	During the			
	Works	Establishment	Tools and Plants	<i>Deduct</i> R. and R. on Capital Outlay
(1)	(2)	(3)	(4)	(5)
	Rs.	Rs.	Rs.	Rs.
68.—CONSTRUCTION OF IRRIGATION, ETC.				
<i>(1) Productive</i>				
1. Ekruk Tank
2. Shahada Channel	49,503	3,003	812	..
3. Nira Left Bank Canal and Shetphal Tank.	1,46,333	8,123	2,195	..
4. Kakrapar Weir and Canal ..	1,14,68,037	14,14,589	90,195	15,81,595
5. Kadana Project	5,42,206	3,76,683	16,773	12,634
6. Mutha Canal including Matoba Tank.
7. Chankapur Tank
8. Pravara River Works	1,73,635	9,638	2,605	..
9. Mula Project	47,76,742	6,05,202	75,436	40,886
10. Hathmati Reservoir Project ..	-1,36,576
Total—(1) Productive ..	<u>1,70,19,880</u>	<u>24,17,238</u>	<u>1,88,016</u>	<u>16,35,115</u>
<i>(2) Unproductive.</i>				
1. Chikhli Canal
2. Hathmati and Kharicut Canal	1,10,017	24,439	1,645	..
3. Mhaswa Canal
4. Bhadalwadi Tank
5. Bhatodi Tank

I-B

THE AUDIT JURISDICTION OF THE MAIN OFFICE, BOMBAY
OF 1959-60

year 1959-1960				To end of the year 1959-60	
Suspense	Total Direct Charges	Audit and Accounts	Total Direct and Indirect Charges	Works	Establishment
(6)	(7)	(8)	(9)	(10)	(11)
Rs.	Rs.	Rs.	Rs.	Rs.	Rs.
..	10,07,089	2,12,509
..	53,318	495	53,813	15,35,478	2,57,861
..	1,56,651	1,463	1,58,114	1,18,55,168	38,65,329
—14,20,544	99,70,682	1,14,680	1,00,85,362	11,30,77,649	1,33,01,476
51,877	9,74,905	5,422	9,80,327	69,39,198	11,57,958
..	53,75,596	12,34,766
..	24,16,431	4,89,563
..	1,85,878	1,736	1,87,614	1,25,72,812	31,40,927
2,64,108	56,80,602	47,767	57,28,369	1,10,61,928	11,94,760
..	—1,36,576	—1,365	—1,37,941	10,28,999	1,94,160
—11,04,559	1,68,85,460	1,70,198	1,70,55,658	16,68,70,348	2,50,49,309
..	39,984	13,611
..	1,36,101	1,100	1,37,201	14,95,031	3,35,804
..	1,01,259	26,399
..	4,56,744	1,10,344
..	2,73,838	70,183

STATEMENT

SHOWING CAPITAL ACCOUNTS OF IRRIGATION WORKS UNDER
FOR AND TO END

Name of works (1)	To end of the			
	Tools and Plant (2)	<i>Deduct</i> R. and R. on Capital Accounts (3)	Suspense (4)	Total Direct Charges (5)
	Rs.	Rs.	Rs.	Rs.
68.—CONSTRUCTION OF IRRIGATION, ETC.—cont.				
<i>(1) Productive—cont.</i>				
1. Ekruk Tank	9,713	1,194	..	12,28,117
2. Shahada Channel	23,752	18,17,091
3. Nira Left Bank Canal and Shetphal Tank. &	3,46,330	60,523	..	1,60,06,304
4. Kakrapar Weir and Canal ..	8,75,088	98,55,303	29,26,672	12,03,25,582
5. Kadana Project	1,39,414	34,594	4,12,192	86,14,168
6. Mutha Canal including Matoba Tank.	1,24,217	12,833	—1,136	67,20,610
7. Chankapur Tank	76,512	2,132	..	29,80,374
8. Pravara River Works	3,59,622	2,09,486	2	1,58,63,877
9. Mula Project	1,89,199	12,47,508	—3,03,777	1,08,94,602
10. Hathmati Reservoir Project ..	23,312	12,46,471
Total—(1) Productive ..	21,67,159	1,14,23,573	30,33,953	18,56,97,196
<i>(2) Unproductive—contd.</i>				
1. Chikhli Canal	208	53,803
2. Hatmmati and Kharicut Canal	22,549	1,469	..	18,51,915
3. Mhaswa Canal	1,129	6	..	1,28,781
4. Bhdalwadi Tank	7,117	5,74,205
5. Bhatodi Tank	9,354	1,161	..	3,52,214

I-B

THE AUDIT JURISDICTION OF THE MAIN OFFICE, BOMBAY
OF 1959-60—*contd.*

year 1959-60— <i>cont.</i>				Grand Total
Capitalised abatment of land revenue	Leave and pensionary charges	Audit and Accounts	Total Indirect Charges	
(16)	(17)	(18)	(19)	(20)
Rs.	Rs.	Rs.	Rs.	Rs.
69,948	42,321	..	1,12,269	13,40,386
1,232	5,264	13,609	20,105	18,37,196
1,87,189	2,80,861	44,767	5,12,817	1,65,19,121
..	..	11,30,783	11,30,783	12,14,56,365
..	..	69,410	69,410	86,83,578
93,528	2,02,243	2,787	2,98,558	70,19,168
20,033	48,103	8,725	76,861	30,57,235
86,098	4,01,354	37,097	5,24,549	1,63,88,426
..	..	1,10,618	1,10,618	1,10,05,220
..	..	10,291	10,291	12,56,762
<u>4,58,028</u>	<u>9,80,146</u>	<u>14,28,087</u>	<u>28,66,261</u>	<u>18,85,63,457</u>
917	2,722	..	3,639	57,442
36,598	38,462	4,899	79,959	19,31,874
5,026	5,149	..	10,175	1,38,956
4,067	10,240	2,998	17,305	5,91,510
13,023	13,999	..	27,022	3,79,236

STATEMENT

SHOWING CAPITAL ACCOUNTS OF IRRIGATION WORKS UNDER
FOR AND TO END

Name of works	During the			
	Works	Establishment	Tools and Plants	<i>Deduct</i> R. and R. on Capital Outlay
(1)	(2)	(3)	(4)	(5)
	Rs.	Rs.	Rs.	Rs.
6. Krishna Canal	4,19,697	67,892	6,510	..
7. Upper Man River Works
8. Maini Tank
9. Ashti Tank
10. Rewadi Canal
11. Shirsuphal Tank
12. Lower Panzara River Works
13. Yerla River Irrigation Works
14. Parsul Tank
15. Mhaswad Tank..
16. Jamda Canal
17. Pathri Tank
18. Budhia Tank	4,59,551	46,693	6,940	..
19. Kadwa River Works	11,476
20. Wangroli Tank
21. Tranza Nagrama Tank
22. Savli Tank
23. Godavari Canal.. ..	31,21,057	3,74,581	28,141	1,29,799
24. Nira Right Bank Canal	54,569	58,040	819	..
25. Designs Organisation	10,58,849	7,95,608	15,883	..

I-B

THE AUDIT JURISDICTION OF THE MAIN OFFICE, BOMBAY

OF 1959-60—*contd.*

year 1959-60				To end of the year 1959-60	
Suspense Accounts	Total Direct Charges	Audit and Accounts	Total Direct and Indirect	Works	Establishment
(6)	(7)	(8)	(9)	(10)	(11)
Rs.	Rs.	Rs.	Rs.	Rs.	Rs.
..	4,94,099	4,197	4,98,296	48,69,949	9,60,367
..	3,14,286	95,008
..	5,01,079	1,47,028
..	6,13,578	1,46,014
..	47,057	9,693
..	1,71,148	38,190
..	3,67,303	74,888
..	6,02,586	1,26,889
..	3,83,312	84,296
..	15,98,308	3,45,781
..	17,51,920	3,66,776
..	5,21,783	1,00,435
..	5,13,184	4,595	5,17,779	55,41,090	9,53,029
..	11,476	115	11,591	10,18,912	2,33,803
..	2,13,031	28,361
..	2,22,942	14,168
..	2,02,183	30,269
—2,24,737	31,69,243	31,210	32,00,453	4,97,13,841	85,30,474
..	1,13,428	546	1,13,974	3,28,12,490	86,81,152
..	18,70,340	10,588	18,80,928	11,93,845	8,03,914

STATEMENT
SHOWING CAPITAL ACCOUNTS OF IRRIGATION WORKS UNDER
FOR AND TO END

Name of works	To end of the			
	Tools and Plant	<i>Deduct</i> R. and R. in Capital Accounts	Suspense	Total Direct Charges
(1)	(12)	(13)	(14)	(15)
	Rs.	Rs.	Rs.	Rs.
6. Krishna Canal	80,592	4,054	..	59,06,854
7. Upper Man River Works ..	6,782	241	..	4,15,835
8. Maini Tank	6,062	540	..	6,53,629
9. Ashti Tank	8,293	5,392	..	7,62,493
10. Rewadi Canal	21	56,771
11. Shirsuphal Tank	2,861	2,12,199
12. Lower Panzara River Works ..	3,228	37	..	4,45,382
13. Yerla River Irrigation Works ..	8,562	2,365	..	7,35,672
14. Parsul Tank	6,136	71	..	4,73,673
15. Mhaswad Tank.. ..	62,937	1,473	..	20,05,553
16. Jamda Canal	26,272	21	..	21,44,947
17. Pathri Tank	7,403	1,796	..	6,27,825
18. Budhial Tank	1,00,281	38,516	90,064	66,45,948
19. Kadwa River Works	25,999	140	..	12,78,574
20. Wangroli Tank	1,863	743	..	2,42,512
21. Tranza Nagrama Tank	924	2	..	2,38,032
22. Savli Tank	1,974	247	..	2,34,179
23. Godavari Canal.. ..	7,60,772	43,54,627	71,140	5,47,21,600
24. Nira Right Bank Canal	10,11,030	4,86,574	58,964	4,20,77,062
25. Designs Organisation	17,920	20,15,679

I-B

THE AUDIT JURISDICTION OF THE MAIN OFFICE, BOMBAY

OF 1959-60—*contd.*

year 1959-60— <i>cont.</i>				Grand Total
Capitalised abatement of land revenue	Leave and pensionary charges	Audit and Accounts	Total Indirect Charges	
(16)	(17)	(18)	(19)	(20)
Rs.	Rs.	Rs.	Rs.	Rs.
21,822	29,779	41,349	92,950	59,99,804
5,880	17,571	..	23,451	4,39,286
3,875	21,850	1,580	27,305	6,80,934
52,311	26,860	44	79,215	8,41,708
1,259	1,781	..	3,040	59,811
5,137	7,232	..	12,369	2,24,568
8,694	14,545	..	23,239	4,68,621
22,684	23,023	129	45,836	7,81,508
972	6,016	2,208	9,196	4,82,869
36,924	53,539	..	90,463	20,96,016
12,015	38,118	8,073	58,206	22,03,153
960	14,061	..	15,021	6,42,846
5,741	12,656	51,367	69,764	67,15,712
31,133	31,370	2,348	64,851	13,43,425
46,793	3,972	18	50,783	2,93,295
40,620	1,983	..	42,603	2,80,635
16,793	4,238	..	21,031	2,55,210
3,11,326	1,89,306	4,15,859	9,16,491	5,56,38,091
1,23,999	7,80,613	2,00,725	11,05,337	4,31,82,399
..	..	11,938	11,938	20,27,617

STATEMENT

SHOWING CAPITAL ACCOUNTS OF IRRIGATION WORKS UNDER
FOR AND TO END

Name of works (1)	During the			
	Works	Establishment	Tools and Plants	Deduct R. and R. on Capital Outlay
	(2)	(3)	(4)	(5)
	Rs.	Rs.	Rs.	Rs.
26. Meshwa Canal	28,093
27. Mahi Canal	97,39,026	12,07,476	2,07,082	2,53,688
28. Ranand Tank	684	333	10	..
29. Radhanagari Hydro-Electric Works.	2,60,074	52,216	76,986	10,900
30. Mangi Tank	6,98,074	62,399	9,275	..
31. Purmepada Tank	1,86,576	10,168	2,748	..
32. Patandungri Tank	2,39,345	51,061	3,573	..
33. Sayyadnagar Bandhara ..	1,38,682	7,674	2,074	..
34. Fatewadi Eight-months Canal	4,47,132	94,351	6,457	..
35. Ghod River Weir and Canal ..	48,97,673	5,25,125	33,467	18,00,006
36. Mosam River Works	1,05,634	13,416	1,608	..
37. Girna River Project	1,17,32,271	2,78,096	2,09,301	32,314
38. Ukai Dam Project	11,88,975	5,12,113	77,670	2,43,083
39. Vir Dam Project	56,03,768	3,17,908	35,621	53,513
40. Wadhana Tank	19,728	192	13	..
41. Planning Machine Shops and Workshops.	5,142	53,559
42. Planning Procurement and Inspection.	8,343	30,739	254	129
43. Khadakwasla Project	89,77,953	9,86,903	98,825	40,833
44. Karol Dam	29,679	6,438	440	..

I-B

THE AUDIT JURISDICTION OF THE MAIN OFFICE, BOMBAY
OF 1959-60—*contd.*

year 1959-1960				To end of the year 1959-60	
Suspense	Total Direct Charges	Audit and Accounts	Total Direct and Indirect Charges	Works	Establishment
(6)	(7)	(8)	(9)	(10)	(11)
Rs.	Rs.	Rs.	Rs.	Rs.	Rs.
..	28,093	281	28,374	40,16,377	7,48,021
-10,29,817	98,70,079	97,391	99,67,470	10,86,25,858	1,17,16,295
..	1,027	7	1,034	23,88,845	4,61,475
-2,601	3,75,775	2,601	3,78,376	1,51,99,434	4,92,967
..	7,69,748	6,981	7,76,729	44,26,926	6,90,197
..	1,99,492	1,866	2,01,358	38,19,493	6,46,057
..	2,93,979	2,393	2,96,372	59,20,065	10,49,951
..	1,48,430	1,387	1,49,817	23,42,200	3,72,525
..	5,47,940	4,471	5,52,411	66,50,941	11,03,970
-2,71,092	33,85,167	48,977	34,34,144	3,63,25,844	27,92,695
..	1,20,658	1,056	1,21,714	19,88,572	3,76,746
-3,21,776	1,18,65,578	1,17,323	1,19,82,901	1,85,04,826	9,81,573
3,07,378	18,43,053	11,890	18,54,943	1,04,52,896	7,31,597
-2,46,237	56,57,547	56,038	57,13,585	1,05,23,407	13,74,043
..	19,933	197	20,130	4,90,610	1,13,000
-4,131	54,570	51	54,621	5,142	53,559
8,17,316	8,56,523	83	8,56,606	8,343	30,739
2,35,295	1,02,58,148	89,780	1,03,47,928	1,99,54,286	17,17,030
..	36,557	297	36,854	2,43,321	55,442

STATEMENT

SHOWING CAPITAL ACCOUNTS OF IRRIGATION WORKS UNDER
FOR AND TO END

Name of works	To end of the			
	Tools and Plant	<i>Deduct</i> R. and R. on Capital Accounts	Suspense	Total Direct Charges
(1)	(12)	(13)	(14)	(15)
26. Meshwa Canal	60,066	10,956	..	48,13,508
27. Mahi Canal	14,37,185	4,94,785	—30,90,890	11,81,93,663
28. Ranand Tank	40,003	265	..	28,90,058
29. Radhanagari Hydro-Electric Works.	2,57,695	5,54,671	—59,290	1,53,36,135
30. Mangi Tank	69,636	51,86,759
31. Puramepada Tank	61,742	45,27,292
32. Patandungri Tank	1,00,300	3,305	..	70,67,011
33. Sayyadnagar Bandhara	31,518	27,46,243
34. Fatewadi Eight-months Canal	1,12,077	2,33,902	..	76,33,086
35. Ghod River Weir and Canal	4,02,417	51,10,837	—1,61,656	3,42,48,463
36. Mosam River Works	37,491	..	13,198	24,16,007
37. Girna River Project	9,66,491	83,102	—6,04,822	1,97,64,966
38. Ukai Dam Project	1,79,245	1,09,857	—1,05,131	1,11,48,750
39. Vir Dam Project	1,69,367	6,44,623	1,90,017	1,16,12,211
40. Wadhwana Tank	8,980	276	..	6,12,314
41. Planning Machine Shops and Workshops.	—4,131	54,570
42. Planning Procurement and Inspection.	254	129	8,17,316	8,56,523
43. Khadakwasla Project	1,24,140	93,527	—21,70,373	1,95,31,556
44. Karol Dam	3,363	3,02,126

I-B

THE AUDIT JURISDICTION OF THE MAIN OFFICE, BOMBAY
OF 1959-60—*contd.*

year 1959-60—*cont.*

Capitalised abatement of land revenue:	Leave and pensionary charges	Audit and Accounts	Total Indirect Charges	Grand Total
(16)	(17)	(18)	(19)	(20)
Rs.	Rs.	Rs.	Rs.	Rs.
..	..	40,173	40,173	48,53,681
..	..	10,88,758	10,88,758	11,92,82,421
3,840	..	23,889	27,729	29,17,787
..	..	1,51,994	1,51,994	1,54,88,129
..	..	44,269	44,269	52,31,028
..	..	38,196	38,196	45,65,488
..	..	59,199	59,199	71,26,210
..	..	19,342	19,342	27,65,585
..	..	57,585	57,585	76,90,671
..	..	3,63,259	3,63,259	3,46,11,722
..	..	19,886	19,886	24,35,893
..	..	1,85,048	1,85,048	1,99,50,014
..	..	1,05,221	1,05,221	1,12,53,971
..	..	1,04,529	1,04,529	1,17,16,740
..	..	4,905	4,905	6,17,219
..	..	51	51	54,621
..	..	83	83	8,56,606
..	..	1,99,543	1,99,543	1,97,31,099
..	..	2,433	2,433	3,04,559

STATEMENT

SHOWING CAPITAL ACCOUNTS OF IRRIGATION WORKS UNDER
FOR AND TO END

Name of works	During the			
	Works	Establishment	Tools and Plants	Deduct R. and R. on Capital Outlay
(1)	(2)	(3)	(4)	(5)
	Rs.	Rs.	Rs.	Rs.
45. Harnav River Project	2,62,084	54,033	3,698	..
46. Pushpavati Bandhara	1,15,992	49,740	1,740	..
47. Heran Project	60,626	12,216	855	..
48. Karad Project	3,15,387	44,213	3,094	..
49. Narmada Project	3,19,624	45,792	26,609	..
50. Doswada Dam	12,340	21,746	185	..
51. Weir on Vir River	6,952	12,251	104	..
52. Warna Project	1,85,669	8,626	2,265	..
53. Urmodi Tank	18,952	9,213	284	..
54. Tarali Tank	34,542	16,797	518	..
55. Banasvalley Project	84,914
56. Shamlji Project
57. Shetrunji Project
58. Saraswati Project
59. Kurnur Project
Total—(2) Unproductive	5,09,59,150	58,52,052	8,64,694	25,64,265
Grand Total	6,79,79,030	82,69,290	10,52,710	41,99,380

I-B

THE AUDIT JURISDICTION OF THE MAIN OFFICE, BOMBAY
OF 1959-60—*contd.*

year 1959-1960				To end of the year 1959-60	
Suspense	Total Direct Charges	Audit and Accounts	Total Direct and Indirect Charges	Works	Establishment
(6)	(7)	(8)	(9)	(10)	(11)
Rs.	Rs.	Rs.	Rs.	Rs.	Rs.
..	3,19,815	2,621	3,22,436	5,37,121	1,27,915
..	1,67,472	1,160	1,68,632	5,52,949	1,68,207
..	73,697	606	74,303	5,69,698	77,269
..	3,62,694	3,154	3,65,848	30,42,155	5,24,980
—30,291	3,61,734	3,196	3,64,930	3,73,690	63,945
..	34,271	123	34,394	38,074	35,764
..	19,307	70	19,377	72,263	47,850
..	1,96,560	1,857	1,98,417	4,27,772	13,055
..	28,449	189	28,638	5,21,533	1,56,712
..	51,857	345	52,202	3,30,398	1,11,854
..	84,914	849	85,763	7,58,500	1,18,184
..	2,76,186	46,427
..	2,55,816	43,784
..	13,686	2,339
..	20,313	12,693
—7,70,693	5,43,40,938	5,09,591	5,48,50,529	36,47,05,039	4,93,85,736
—18,75,252	7,12,26,398	6,79,789	7,19,06,187	53,15,75,387	7,44,35,045

STATEMENT

SHOWING CAPITAL ACCOUNTS OF IRRIGATION WORKS UNDER

FOR AND TO END

Name of works	To end of the			
	Tools and Plant	Deduct R. and R. on Capital Accounts	Suspense	Total Direct Charges
(1)	(12)	(13)	(14)	(15)
				Rs.
45. Harnav River Project ..	9,230			6,74,266
46. Pushpavati Bandhara ..	9,091			7,30,247
47. Heran Project ..	6,064			6,53,031
48. Karad Project ..	48,985	47,804		35,68,316
49. Narmada Project ..	27,420		30,291	4,34,764
50. Doswada Dam ..	572			74,410
51. Weir on Vir River ..	1,083			1,21,196
52. Warna Project ..	5,572		15	4,46,414
53. Urmodi Tank ..	9,206			6,87,451
54. Tarali Tank ..	5,778			4,48,030
55. Banasvalley Project ..	13,832			8,90,516
56. Shamalji Project ..	5,434			3,28,047
57. Shetrunji Project ..	5,124			3,04,724
58. Saraswati Project ..	274			16,299
59. Kurnur Project ..	305			33,311
Total—(2) Unproductive	63,90,209	1,22,87,514	—49,85,870	40,32,07,600
Grand Total	85,57,368	2,37,11,087	—19,51,917	58,89,04,796

I-B

THE AUDIT JURISDICTION OF THE MAIN OFFICE, BOMBAY
OF 1959-1960—contd.

year 1959-60—contd.

Capitalised abatement of land revenue	Leave and pensionary charges	Audit and Accounts	Total Indirect Charges	Grand Total
(16)	(17)	(18)	(19)	(20)
Rs.	Rs.	Rs.	Rs.	Rs.
		5,371	5,371	6,79,637
		5,529	5,529	7,35,776
		5,696	5,696	6,58,727
		30,422	30,422	35,98,738
		3,737	3,737	4,38,501
		380	380	74,790
		723	723	1,21,919
		4,278	4,278	4,50,692
		5,215	5,215	6,92,666
		3,304	3,304	4,51,334
		7,584	7,584	8,98,100
		2,762	2,762	3,30,809
		2,558	2,558	3,07,282
		137	137	16,436
		203	203	33,514
<hr/>	<hr/>	<hr/>	<hr/>	<hr/>
8,12,409	13,49,085	33,29,797	54,91,291	40,86,98,891
<hr/>	<hr/>	<hr/>	<hr/>	<hr/>
12,70,437	23,29,231	47,57,884	83,57,552	59,72,62,348

STATEMENT

**SHOWING CAPITAL ACCOUNTS OF IRRIGATION WORKS IN THE
ACCOUNTANT GENERAL, NAGPUR, FOR**

Serial No.	Name of Works	During		
		Direct		
		Works	Establish- ment	Tools and Plant
(1)	(2)	(3)	(4)	
68—CONSTRUCTION OF IRRIGATION, ETC.		Rs.	Rs.	Rs.
(2) Unproductive				
1	Purna Project	1,15,90,558	5,63,599	5,14,050
2	Manar Project	10,73,466	1,74,783	44,308
3	Thirna Project	2,90,612	4,293	104
4	Harni Project	1,63,666	4,128	12,945
5	Constn. of Bor River Project	33,78,889	1,93,392	30,910
6	Constn. of Nalganga River Project in Buldana District.	33,43,603	1,89,256	40,719
7	Constn. of Pandrabodi Tank Project in Umred Tahsil.	1,41,181	10,963	78
8	Constn. of Ekburjee Tank Project in Akola District	75,070	1,907	9,028
9	Constn. of Kamli Project, taluka Ashti	25,591	11,262	..
10	Constn. of Talwar Project	1,01,449	43,737	224
11	Juinala Project, taluka Bhokerdan	7,96,003	19,638	17,752
12	Constn. of Dheku Project. taluka Vaijapur, district Aurangabad.	6,08,067	16,035	7,825
13	Chandni Project	3,22,543	31,715	490
14	Anicut near Nagpur, taluka Vaijapur, district Aurangabad.	29,379	103	..
15	Khasapur Project, district Osmanabad	8,633	328	99
16	Constn. of Anicut Channel on Shivana river near Kannad, district Aurangabad.
Grand Total ..		2,19,48,710	12,65,139	6,78,532

I B.

STATE OF BOMBAY UNDER THE AUDIT JURISDICTION OF THE DEPUTY
AND TO THE END OF THE YEAR 1959-60.

the Year 1959-60					
Charges			Indirect Charges		Total Direct and Indirect Charges
Deduct Recoveries on Capital Acctt.	Suspense	Total	Leave and Pensionary charges	Audit and Accounts	
(5)	(6)	(7)	(8)	(9)	(10)
Rs.	Rs.	Rs.	Rs.	Rs.	Rs.
1,11,542	12,59,578	1,38,16,243	22,369	1,15,906	1,39,54,518
779	1,01,253	13,93,031	2,071	10,735	14,05,837
(—)109	41,311	3,36,429	561	2,906	3,39,896
(—)18	8,335	1,89,092	316	1,637	1,91,045
3,01,465	(—)31,394	32,70,332	6,541	33,789	33,10,662
6,485	2,23,609	37,90,702	6,452	33,436	38,30,590
..	1,127	1,53,349	274	1,412	1,55,035
..	..	86,005	145	751	86,901
112	8,422	45,163	48	256	45,467
367	9,371	1,54,414	196	1,014	1,55,624
1,144	73,525	9,05,774	1,537	7,960	9,15,271
93	56,274	6,88,108	1,170	6,081	6,95,359
..	28,931	3,83,679	623	3,225	3,87,527
175	2,713	32,020	55	294	32,369
..	(—)2,065	6,995	16	86	7,097
..
4,22,035	17,80,990	2,52,51,336	42,374	2,19,488	2,55,13,198

STATEMENT I

SHOWING CAPITAL ACCOUNTS OF IRRIGATION WORKS IN THE
ACCOUNTANT GENERAL, NAGPUR, FOR

Serial No.	Name of Works	Direct Charges			
		Works	Establishment	Tools and Plant	Deduct Recoveries on Capital Accounts
	(1)	(11)	(12)	(13)	(14)
		Rs.	Rs.	Rs.	Rs.
68—CONSTRUCTION OF IRRIGATION, ETC.—cont.					
(2) Unproductive—cont.					
1	Purna Project	2,13,86,233	18,06,976	10,21,943	2,03,812
2	Manar Project	17,07,289	2,72,704	44,041	1,400
3	Thirna Project	4,11,440	98,458	4,569	232
4	Harni Project	3,06,019	4,688	12,950	7
5	Constn. of Bor River Project	72,78,256	4,18,784	71,200	8,91,294
6	Constn. of Nalganga River Project in Buldana District.	68,68,183	5,05,619	1,13,441	6,513
7	Constn. of Pandrabodi Tank Project in Umred Tahsil.	2,15,141	11,365	128	..
8	Constn. of Ekburjee Tank Project in Akola District.	87,930	1,907	11,609	..
9	Constn. of Kamli Project, taluka Ashti	11,16,636	1,71,830	60,618	1,063
10	Constn. of Talwar Project	10,49,020	1,97,628	54,833	1,731
11	Juinala Project, taluka Bhokerdan	22,64,571	2,02,245	1,49,434	6,364
12	Constn. of Dheku Project, taluka Vaijapur, district Aurangabad.	28,65,325	2,49,700	71,726	13,994
13	Chandni Project	3,82,341	32,672	9,756	480
14	Anicut near Nagpur, taluka Vaijapur, district Aurangabad.	74,931	1,484	1,823	456
15	Khasapur Project, district Osmanabad	37,89,557	5,48,693	33,417	4,854
16	Constn. of Anicut Channel on Shivana River near Kannad, district Aurangabad.	67,223	8,580	1,055	..
	Grand Total	4,98,70,095	45,33,333	16,62,543	11,32,200

I B—cont.

STATE OF BOMBAY UNDER THE AUDIT JURISDICTION OF THE DEPUTY
AND TO THE END OF THE YEAR 1959-60.—concl'd.

year 1959-60.

Suspense	Total direct Charges	Indirect Charges				Grand Total
		Capitalised abatement of Land Reveune	Leave and Pensionary Charges	Audit Accounts	Total Indirect Charges	
(15)	(16)	(17)	(18)	(19)	(20)	(21)
Rs.	Rs.	Rs.	Rs.	Rs.	Rs.	Rs.
15,10,299	2,55,21,639	..	51,984	2,13,863	2,65,847	2,57,87,486
46,559	20,69,193	..	2,527	17,036	19,563	20,88,756
58,055	5,72,290	..	915	4,114	5,029	5,77,319
8,335	3,31,985	..	402	3,046	3,448	3,35,433
(—)6,50,606	62,26,340	..	22,184	72,552	94,736	63,21,076
(—)4,92,236	69,88,494	..	20,416	68,424	88,840	70,77,334
1,127	2,27,761	..	653	2,145	2,798	2,30,559
..	1,01,446	..	175	809	984	1,02,430
14,176	13,62,197	..	1,841	11,166	13,007	13,75,204
2,554	13,02,304	..	2,374	10,490	12,864	13,15,168
80,254	26,90,140	..	7,341	22,645	29,986	27,20,126
3,472	31,76,229	..	11,470	28,654	40,124	32,16,353
27,456	4,51,745	..	897	3,823	4,720	4,56,465
1,588	79,370	..	261	744	1,005	80,375
27,848	43,94,661	17,057	258	43,711	61,026	44,55,687
..	76,858	..	62	672	734	77,592
6,38,881	5,55,72,652	17,057	1,23,760	5,03,894	6,44,711	5,62,17,363

STATEMENT

SHOWING THE OPERATION OF IRRIGATION WORKS IN THE

Serial No.	Name of Work	Amount due, 1959-60		Remissions
		Kharif	Rabi	Kharif
(1)	(2)	(3)	(4)	(5)
		Rs.	Rs.	Rs.
WORKS FOR WHICH CAPITAL AND REVENUE ACCOUNTS ARE KEPT				
Productive				
1	Nira Left Bank Canal including Shetphal Tank.	14,21,145	2,26,609	37
2	Mutha Canals including Matoba Tank ..	8,11,668	48,460	63
3	Pravara River Works—			
	(i) Pravara Right Bank Canal	5,58,190	66,977	..
	(ii) Pravara Left Bank Canal	16,19,185	5,32,086	..
4	Chankapur Tank-Girna Canals	4,38,169	1,34,385	..
5	Ekruk Tank	42,159	36,450	..
6	Shahada Channel	16,151	30,405	..
	Total Productive ..	49,06,667	10,75,372	100
Unproductive				
7	Bhatodi Tank	1,119	6,064	..
8	Parsul Tank	10,537	7,571	..
9	Kadwa River Works—			
	(i) Palkhed Canal	45,733	40,372	11
	(ii) Ozar Tambat Canal	26,447	12,856	261
	(iii) Wadali Canal	21,715	9,313	470
10	Godavari Right Bank Canal	8,47,651	3,22,833	5,542
11	Godavari Left Bank Canal	7,04,938	2,34,476	276
12	Nasik Right Bank Canal	682	3,435	..
13	Nasik Left Bank Canal	13,180	41,502	..
14	Nira Right Bank Canal	19,30,133	5,82,841	..
15	Mosam River Weir Works	4,016	736	..
16	Chikhali Canal	406	2,821	..

F

MAHARASHTRA AREA OF BOMBAY STATE FOR THE YEAR 1959-60.

Remissions		Total		Grand Total	Remarks
Rabi	Kharif	Rabi			
(6)	(7)	(8)	(9)	(10)	
Rs.	Rs.	Rs.	Rs.		
181	14,21,108	2,26,428	16,47,536		
12	8,11,605	48,448	8,60,053		
..	5,58,190	66,977	6,25,167		
..	16,19,185	5,32,086	21,51,271		
..	4,38,169	1,34,385	5,72,554		
..	42,159	36,450	78,609		
..	16,151	30,405	46,556		
193	49,06,567	10,75,179	59,81,746		
..	1,119	6,064	7,183		
..	10,537	7,571	18,108		
..	45,722	40,372	86,094		
..	26,186	12,856	39,042		
..	21,245	9,313	30,558		
3,029	8,42,109	3,19,804	11,61,913		
859	7,04,662	2,33,617	9,38,279		
..	682	3,435	4,117		
..	13,180	41,502	54,682		
..	19,30,133	5,82,841	25,12,974		
..	4,016	736	4,752		
..	406	2,821	3,227		

STATEMENT
SHOWING THE OPERATION OF IRRIGATION WORKS IN THE

Serial No. (1)	Name of Work (2)	Amount due, 1959-60		Remission
		Kharif (3)	Rabi (4)	Kharif (5)
WORKS FOR WHICH CAPITAL AND REVENUE ACCOUNTS ARE KEPT— <i>cont.</i>		Rs.	Rs.	Rs.
<i>Unproductive—cont.</i>				
17	Bhadalwadi Tank	2,995	6,704	..
18	Krishna Canal	1,73,434	31,614	..
19	Upper Man River Works	2,098	7,556	..
20	Mayani Tank	798	12,832	..
21	Ashti Tank	7,978	25,873	..
22	Revari Canal	2,009	5,184	..
23	Shirsuphal Tank	4,013	6,075	..
24	Lower Panzara River Works	12,740	19,064	..
25	Yerla River Works	6,309	47,732	..
26	Mhaswad Tank	20,321	64,065	..
27	Nira Right Bank Canal, Br. No. III	3,741
28	Pathri Tank	461	8,032	..
29	Radhanagari Hydro-Elec. Works	7,27,809	9,380	..
30	Ranand Tank	4,210	7,029	..
31	Budhial Tank	23,713	17,413	..
32	Purmepada Tank	18,674	..
33	Sayyadnagar Bandhara	4,191	4,977	..
34	Jamda Right Bank Canal	21,561	32,378	..
35	Mhaswa Tank	5,242	..
36	Khasapur Project	13,398
37	Kamli Project	3,243	..
38	Talwar Project
39	Ghod Project
Total Unproductive		46,38,335	15,97,887	6,560
Grand Total		95,45,002	26,73,259	6,660

F—cont.

MAHARASHTRA AREA OF BOMBAY STATE FOR THE YEAR 1959-60—*canald*

Remissions		Total		Grand Total	Remarks
Rabi (6)	Kharif (7)	Rabi (8)			
Rs.	Rs.	Rs.	Rs.	(9)	(10)
..	2,995	6,704	9,699		
..	1,73,434	31,614	2,05,048		
..	2,098	7,556	9,654		
..	798	12,832	13,630		
..	7,978	25,873	33,851		
..	2,009	5,184	7,193		
..	4,013	6,075	10,088		
..	12,740	19,064	31,804		
..	6,309	47,732	54,041		
..	20,321	64,065	84,386		
..	3,741	..	3,741		
..	461	8,032	8,493		
..	7,27,809	9,380	7,37,189		
..	4,210	7,029	11,239		
..	23,713	17,413	41,126		
..	..	18,674	18,674		*No. Kharif irrigation was done during 1959-60.
..	4,191	4,977	9,168		
..	21,561	32,378	53,939		
..	..	5,242	5,242		
..	13,398	..	13,398		
..	..	3,243	3,243		
..		
..		
3,888	46,31,775	15,93,999	62,25,774		
4,081	95,38,342	26,69,178	1,22,07,520		

STATEMENT

**SHOWING ASSESSMENTS, REALISATIONS AND THE BALANCES OF
JURISDICTION OF THE MAIN OFFICE,**

Name of Works (1)	Balance of Demand Unrealised at the commencement of the year (2)	Demands During		
		Rabi 1958-59 (3)	Kharif 1959-60 (4)	Miscellaneous (5)
	Rs.	Rs.	Rs.	Rs.
XVII-IRRIGATION, Etc.				
(1) Productive				
1. Ekrak Tank	2,95,019	36,450	42,159	3,27,191
2. Chankapur Tank	7,32,857	1,34,034	4,36,124	36,976
3. Shahada Channel	18,887	33,628	21,190	8,560
4. Nira Left Bank Canal including Shretpal Tank.	17,69,118	2,19,161	14,56,576	88,528
5. Mutha Canal including Matoba Tank ..	4,19,610	2,52,274	62,588	3,89,958
6. Kakrapar Weir and Canal Project	45,044	81,559	63,652
7. Pravara River Works	11,13,857	6,57,032	19,52,045	4,40,559
8. Mula Project	481
Total (1) Productive ..	43,49,348	13,77,623	40,52,241	13,55,905
(2) Unproductive				
1. Chikhali Canal	3,657	4,763	670	5,622
2. Hathmati and Kharicut Canal	3,88,279	27,561	2,70,248	6,569
3. Mhasawa Tank	483	5,158	88	33

III-C

THE IRRIGATION WORKS IN BOMBAY STATE UNDER THE AUDIT
BOMBAY, FOR THE YEAR 1959-60.

the Year	Total	Total including Balance at the Commencement of the year	Deduct Remissions not including Cash Balance	Net Total	Deduct amount unrealised at the end of the year	Net Realisation
(6)	(7)	(8)	(9)	(10)	(11)	
Rs.	Rs.	Rs.	Rs.	Rs.	Rs.	Rs.
4,05,800	7,00,819	..	7,00,819	3,37,565	3,63,254 } (+)1,744 } (H)	
6,07,134	13,39,991	..	13,39,991	7,19,074	6,20,917 } (+)28,882 } (H)	
63,378	82,265	..	82,265	31,289	50,976 } (-)1,893 } (OC) (-)3,051 }	
17,64,265	35,33,383	435	35,32,948	19,94,845	15,38,103	
7,04,820	11,24,430	..	11,24,430	5,24,303	6,00,127	
1,90,255	1,90,255	..	1,90,255	57,100	1,33,155	
30,49,636	41,63,493	..	41,63,493	20,23,556	21,39,937 } (+)53,289 } (H)	
481	481	..	481	..	481	
67,85,769	1,11,35,117	435	1,11,34,682	56,87,732	54,46,950 } (+)80,864 } (H) (-)1,893 } (OC)	
11,055	14,712	..	14,712	11,157	3,555 } (+)1,281 } (H)	
3,04,378	6,92,657	20,571	6,72,086	4,67,966	2,04,120 } (-)36 } (OC) (-)1,29,692 } (H)	
5,279	5,762	..	5,762	1,440	4,322 } (+)870 } (H)	

STATEMENT

SHOWING ASSESSMENTS, REALISATIONS AND THE BALANCES OF JURISDICTION OF THE MAIN OFFICE

Name of Works (1)	Balance of Demand Unrealised at the commencement of the year (2)	Demands During the		
		Rabi 1958-59 (3)	Kharif 1959-60 (4)	Miscellaneous (5)
	Rs.	Rs.	Rs.	Rs.
XVII—IRRIGATION, ETC.—cont.				
(2) Unproductive—cont.				
4. Bhatodi Tank	877	4,919	712	2,218
5. Krishna Canal	70,967	1,89,955	1,22,637	847
6. Upper Man River Works	4,866	2,588	5,412	96
7. Mayani Tank	2,604	11,849	1,027	184
8. Ashthi Tank	21,254	7,978	25,873	193
9. Rewadi Canal	277	4,992	2,009	95
10. Lower Panzara River Works	57,287	13,629	2,873	4,647
11. Shirsuphal Tank	9,478	3,955	9,824
12. Yerla River Irrigation Works	20,150	34,960	4,574	505
13. Parsul Tank	5,642	7,571	10,756	1,326
14. Mhaswad Canal	1,97,585	65,723	23,075	2,835
15. Jamda Canal	78,254	54,472	5,848	483
16. Pethri Tank	(—)17,294	8,032	460	4,817
17. Kadwa River Works	1,74,578	62,336	93,040	38,018

III-G

THE IRRIGATION WORKS IN BOMBAY STATE UNDER THE AUDIT
BOMBAY, FOR THE YEAR 1959-60—cont.

Year	Total including Balance at the Commencement of the year	Deduct Remissions not including Cash Balance	Net Total	Deduct amount unrealised at the end of the year	Net Realisation
(6)	(7)	(8)	(9)	(10)	(11)
Rs.	Rs.	Rs.	Rs.	Rs.	Rs.
7,849	8,726	..	8,726	1,066	7,660 } (-)701 } (H)
3,13,439	3,84,406	..	3,84,406	2,26,002	1,58,404 } (+)5,231 } (H)
8,096	12,962	..	12,962	4,238	8,724
13,060	15,664	..	15,664	4,864	10,809 } (+)1,263 } (H)
34,044	55,298	..	55,298	25,300	29,998
7,096	7,373	..	7,373	2,047	5,326
21,149	78,436	..	78,436	43,401	35,035 } (+)6,280 } (H)
23,257	23,257	..	23,257	6,093	17,164 } (-)599 } (H)
40,039	60,189	..	60,189	21,472	38,717
19,653	25,295	..	25,295	10,420	14,875 } (-)9,873 } (H)
91,633	2,89,218	..	2,89,218	2,01,468	87,750 } (+)550 } (H)
60,803	1,39,057	..	1,39,057	91,919	47,138 } (-)9,128 } (H)
13,309	(-)3,985	..	(-)3,985	(-)20,457	16,472 } (+) 10,563 } (HO)
1,93,394	3,67,972	..	3,67,972	1,77,803	1,90,169 } (-)478 } (H)

STATEMENT

**SHOWING ASSESSMENTS, REALISATIONS AND THE BALANCES OF
JURISDICTION OF THE MAIN OFFICE,**

Name of Works (1)	Balance of Demand Unrealised at the commencement of the year (2)	Demand during the		
		Rabi 1958-59 (3)	Kharif 1959-60 (4)	Miscellaneous (5)
	Rs.	Rs.	Rs.	Rs.
XVII-IRRIGATION ETC.—cont.				
(2) Unproductive—cont.				
18. Tranza Nagrama Tank	6,354	301	730	28
19. Savli Tank.. .. .	4,794	6,632	8,547	189
20. Godavari Canal	4,01,125	5,18,317	15,62,791	58,731
21. Wangroli Tank	16,724	8,323	3,640	379
22. Nira Right Bank Canal (A) (—)	18,67,732 1,94,280	6,14,383	19,47,718	63,299
23. Wadhvana Tank	40,226
24. Fatewadi Eight Month's Canal	8,09,905	1,48,639	51,054	1,798
25. Meshwa Canal	1,69,599	19,743	72,523	65,298
26. Radhanagri Hydro Elec. Works	10,18,997	4,46,991	29,260	35,544
27. Bhadalwadi Tank	8,870	13,260	2,995	535
28. Patandungri Tank	752
29. Rannand Tank	908	8,057	6,455	16
30. Budhial Tank	1,964
31. Mangi Tank	2,652
32. Heran River Project	475

III-C.

THE IRRIGATION WORKS IN BOMBAY STATE UNDER THE AUDIT
BOMBAY, FOR THE YEAR 1959-60—cont.

Year	Total including Balance at the Commencement of the year	Deduct Remissions not including Cash Balance	Net Total	Deduct amount unrealised at the end of the year	Net Remission
(6)	(7)	(8)	(9)	(10)	(11)
Rs.	Rs.	Rs.	Rs.	Rs.	Rs.
1,059	7,413	..	7,413	5,206	2,207 } (-)237 } (H)
15,368	20,162	..	20,162	12,432	7,730 } (-)5,840 } (H)
21,39,839	25,40,964	296	25,40,668	5,71,886	19,68,782 } (-)1,76,970 } (H)
12,342	29,066	..	29,066	19,256	9,810 } (-)44,945 } (H)
26,25,400	42,98,852	..	42,98,852	17,66,332	25,32,520 } (+)6,431 } (H)
40,226	40,226	..	40,226	..	40,226
2,01,491	10,11,396	..	10,11,396	8,96,513	1,14,883 } (+)1,60,807 } (H)
1,57,564	3,27,163	..	3,27,163	2,34,353	92,810 } (-)100 } (OC) (-)39,151 } (H)
5,11,795	15,30,792	98,818	14,31,974	8,19,640	6,12,334 } (-)12,126 } (H)
16,790	25,660	..	25,660	8,272	17,388
752	752	..	752	..	752
14,528	15,436	..	15,436	3,525	11,911
1,964	1,964	..	1,964	..	1,964
2,652	2,652	..	2,652	..	2,652
475	475	..	475	..	475

STATEMENT

**SHOWING ASSESSMENTS, REALISATIONS AND THE BALANCES OF
JURISDICTION OF THE MAIN OFFICE,**

Name of Works (1)	Balance of Demand Unrealised at the commence- ment of the year (2)	Demand During the		
		Rabi 1958-59 (3)	Kharif 1959-60 (4)	Miscella- neous (5)
	Rs.	Rs.	Rs.	Rs.
XVII—IRRIGATION, ETC.—cont.				
(2) Unproductive—cont.				
33. Karad Project				18
34. Mahi Canal				10,547
35. Mosam Canal		736	4,016	2,973
Total (2) Unproductive	.. 51,20,194	23,01,346	42,62,986	3,63,736
Grand Total	.. 94,69,542	36,78,969	83,15,227	17,19,641

(A) Adjustments of demands remissions and over collections of the last year.

Note.—The Similar information for works under the jurisdiction of D.A.G., M.S., Nagpur, Nagpur.

III-C

THE IRRIGATION WORKS IN BOMBAY STATE UNDER THE AUDIT
BOMBAY, FOR THE YEAR 1959-60—cont.

Year	Total including Balance at the Commencement of the year	Deduct Remission not including Cash Balance	Net Total	Deduct amount unrealised at the end of the year	Net Remission
(6)	(7)	(8)	(9)	(10)	(11)
Rs.	Rs.	Rs.	Rs.	Rs.	Rs.
18	18	..	18	..	18
10,547	10,547	..	10,547	..	10,547
7,725	7,725	..	7,725	5,608	2,117 } (-), 1,880 } (H)
69,28,068	1,20,48,262	1,19,685	1,19,28,577	56,19,222	63,09,355 } (-), 1,98,344 } (H) (-), 136 } (OC)
1,37,13,837	2,31,83,379	1,20,120	2,30,63,259	1,13,06,954	1,17,56,305 } (-), 1,17,480 } (H) (-), 2,029 } (OC)

(H) Misclassification in Treasuries. (OC) Over Collections during the year.

being not available was not compiled for the year 1959-60, by the office of D.A.G., M.S.,

STATEMENT

SHOWING THE FINANCIAL RESULTS OF IRRIGATION WORKS UNDER

FOR THE

Name of work	Capital Outlay (Direct and Indirect to end of 1959-60)	Revenue Assessed				
		Direct Assessed				
		Occupiers rate	Owners rate	Plantations	Water power	Navigation
(1)	(2)	(3)	(4)	(5)	(6)	(7)
	Rs.	Rs.	Rs.	Rs.	Rs.	Rs.
XVII—IRRIGATION, ETC.—cont.						
(1) Productive						
1. Ekruk Tank	13,40,386	78,609
2. Chankapur Tank ..	30,57,235	5,38,214	8,472	..
3. Shahada Channel ..	18,37,196	54,818
4. Nira Left Bank Canal including Shetphal Tank.	1,65,19,121	17,04,055	..	3,944	..	2,178
5. Mutha Canal including Matoba Tank.	70,19,168	1,19,668	100
6. Kakrapar Weir and Canal Project.	12,14,56,365	1,26,603
7. Pravara River Works ..	1,63,88,426	21,96,977	..	13	..	84
8. Mula Project	1,10,05,220
9. Kadana Project ..	86,83,578
Total—(1) Productive ..	18,73,06,695	48,18,944	..	3,957	8,472	2,362
(2) Unproductive						
1. Chikhli Canal	57,442	3,183
2. Hathamati and Khari-cut Canal.	19,31,874	2,97,809	..	90
3. Mhaswa Tank	1,38,956	5,202
4. Bhatodi Tank	3,79,236	4,766

IV-C

THE AUDIT JURISDICTION OF THE MAIN OFFICE OF THE A. G., BOMBAY,
YEAR 1959-60

during the year		Indirect Revenue portion of Land Revenue and Irrigation Cess (10)	Grand Total (11)	Deduct working expenses (Direct and Indirect) (12)	Net Assessed Revenue (13)	Percentage on Capital Outlay to end of the year (14)
Revenue Miscellaneous (8)	Total (9)					
Rs.	Rs.	Rs.	Rs.	Rs.	Rs.	Per cent
3,27,191	4,05,800	8,288	4,14,088	91,303	3,22,785	24.08
28,504	5,75,190	54,618	6,29,808	60,430	5,69,378	18.63
8,560	63,378	597	63,975	23,850	40,125	2.18
82,406	17,92,583	6,419	17,99,002	2,01,375	15,97,627	9.67
3,89,858	5,09,626	5,794	5,15,420	1,05,163	4,10,257	5.84
63,652	1,90,255	..	1,90,255	8,30,432	(—)6,40,177	..
4,40,462	26,37,536	4,54,466	30,92,002	3,12,694	27,79,308	16.96
481	481	..	481	..	481	..
..	4,138	(—)4,138	..
13,41,114	61,74,849	5,30,182	67,05,031	16,29,385	50,75,646	2.71
5,622	8,805	..	8,805	3,283	5,522	9.61
6,479	3,04,378	..	3,04,378	1,71,992	1,32,386	6.83
33	5,235	185	5,420	9,970	(—)4,550	..
2,218	6,984	1,398	8,382	2,90,276	(—)2,81,894	..

STATEMENT

SHOWING THE FINANCIAL RESULTS OF IRRIGATION WORKS UNDER
FOR THE

Name of work	Capital Outlay (Direct and Indirect to end of 1959-60)	Revenue Assessed				
		Direct Assessed				
		Occupiers rate	Owners rate	Plantations	Water power	Navi- gation
(1)	(2)	(3)	(4)	(5)	(6)	(7)
	Rs.	Rs.	Rs.	Rs.	Rs.	Rs.
XVII—IRRIGATION, ETC.—cont.						
(2) Unproductive—contd.						
5. Krishna Canal	59,99,804	1,52,812
6. Upper Man River Works	4,39,286	11,210
7. Mayani Tank	6,80,934	8,953
8. Ashti Tank	8,41,708	52,641
9. Rewari Canal	59,811	5,988
10. Lower Panzra River Works.	4,68,621	16,502
11. Shirsuphal Tank ..	2,24,568	11,845
12. Yerla River Irrigation Works.	7,81,508	41,179
13. Parsul Tank	4,82,869	20,070
14. Mhaswad Tank	20,96,016	63,545
15. Jamda Canal	22,03,153	9,216
16. Pathri Tank	6,42,846	8,492
17. Kadwa River Works ..	13,43,425	1,11,908	1,988	..
18. Tranza Nagrama Tank	2,80,635	1,031
19. Savli Tank	2,55,210	15,179
20. Godavari Canals ..	5,56,38,091	21,72,279	28,297	59
21. Wangroli Tank	2,93,295	11,953
22. Nira Right Bank Canal	14,31,82,399	26,20,594	418

IV-C

THE AUDIT JURISDICTION OF THE MAIN OFFICE OF THE A. G., BOMBAY,
YEAR 1959-60—cont.

during the year		Indirect Revenue portion of Land Revenue and Irrigation Cess (10)	Grand Total (11)	Deduct working expenses (Direct and Indirect) (12)	Net Assessed Revenue (13)	Percentage on Capital Outlay to end of the year (14)
Revenue Miscellaneous (8)	Total (9)					
Rs.	Rs.	Rs.	Rs.	Rs.	Rs.	Per cent
847	1,53,659	..	1,53,659	53,823	99,836	1.69
96	11,306	1,477	12,783	18,326	(—)5,543	..
184	9,137	2,492	11,629	9,434	2,195	0.32
193	52,834	6,287	59,121	15,071	44,050	5.23
95	6,083	..	6,083	6,142	(—)59	..
4,647	21,149	6,289	27,438	12,784	14,654	3.13
9,824	21,669	..	21,669	5,915	15,754	7.02
505	41,684	11,835	53,519	32,574	20,945	2.68
1,326	21,396	189	21,585	27,320	(—)5,735	..
2,835	66,380	11,948	78,328	35,940	42,388	2.02
483	9,699	10,422	20,121	26,838	(—)6,717	..
4,817	13,309	2,039	15,348	9,872	5,476	0.85
36,030	1,49,926	19,369	1,69,295	86,503	82,792	6.16
28	1,059	..	1,059	6,532	(—)5,473	..
189	15,368	..	15,368	4,288	11,080	4.34
30,375	22,31,010	2,80,063	25,11,073	6,62,787	18,48,286	3.32
379	12,342	..	12,342	5,742	6,600	2.25
62,881	26,83,893	4,57,056	31,40,949	11,05,426	20,35,523	4.71

STATEMENT

SHOWING THE FINANCIAL RESULTS OF IRRIGATION WORKS UNDER

FOR THE

Name of work	Capital Outlay (Direct and Indirect to end of 1959-60)	Revenue Assessed				
		Direct Assessed				
		Occupiers rate	Owners rate	Plantations	Water power	Navigation
(1)	(2)	(3)	(4)	(5)	(6)	(7)
	Rs.	Rs.	Rs.	Rs.	Rs.	Rs.
XVII—IRRIGATION, ETC.—cont.						
(2) Unproductive—contd.						
23. Wadhwana Tank ..	6,17,219
24. Fatewadi Eight Months Canal.	76,90,671	1,99,693
25. Meshwa Canal ..	48,53,681	92,266
26. Radhanagri Hydro-Elec. Works.	1,54,88,129	3,72,689
27. Bhadalwadi Tank ..	5,91,510	12,633
28. Patadungri Tank ..	71,26,210
29. Ranand Tank ..	29,17,787	12,232
30. Budhial Tank ..	67,15,712	15,445
31. Mangi Tank ..	52,31,028
32. Haran River Project ..	6,58,727
33. Karad Project ..	35,98,738
34. Mahi Canal ..	11,92,82,421
35. Mosam Canal ..	24,35,893	4,016
36. Sayyadnagar Bandhara	27,65,585
37. Puramepada Tank ..	45,65,488
Total—(2) Unproductive	30,29,60,486	63,55,341	..	90	30,285	477
Grand Total ..	49,02,67,181	1,11,74,285	..	4,047	38,757	2,839

IV-C

THE AUDIT JURISDICTION OF THE MAIN OFFICE OF THE A.G., BOMBAY,
YEAR 1959-60—cont.

during the year		Indirect Revenue portion of Land Revenue and Irrigation Cess	Grand Total	Deduct working expenses (Direct and Indirect)	Net Assessed Revenue	Percentage on Capital Outlay to end of the year
Revenue	Total					
Miscellaneous	Total					
(8)	(9)	(10)	(11)	(12)	(13)	(14)
Rs.	Rs.	Rs.	Rs.	Rs.	Rs.	Per cent
40,226	40,226	..	40,226	64,187	(—)23,961	..
1,798	2,01,491	..	2,01,491	1,74,459	27,032	0.35
65,298	1,57,564	..	1,57,564	80,270	77,294	1.59
35,544	4,08,233	..	4,08,233	4,78,776	(—)70,543	..
535	13,168	..	13,168	7,244	5,924	1.00
752	752	..	752	37,296	(—)36,544	..
16	12,248	2,328	14,576	12,229	2,347	0.09
1,964	17,409	..	17,409	12,702	4,707	0.07
2,652	2,652	49	2,701	7,152	(—)4,451	..
475	475	..	475	42,622	(—)42,147	..
18	18	..	18	36,137	(—)36,119	..
10,547	10,547	..	10,547	5,53,323	(—)5,42,776	..
2,973	6,989	4	6,993	5	6,988	0.29
..	11,653	(—)11,653	..
..	7,803	(—)7,803	..
3,32,884	67,19,077	8,13,430	75,32,507	41,26,696	34,05,811	1.12
16,73,998	1,28,93,926	13,43,612	1,42,37,538	57,56,081	84,81,457	1.73

STATEMENT

SHOWING THE FINANCIAL RESULTS OF IRRIGATION

PRINCIPAL RESULTS AND OPERATION DURING THE YEAR 1959-60

Name of work	Capital Outlay (Direct and Indirect to end of the year)	Revenue Assessments					
		Direct Assessments					
		Occu- piers rate	Owners rate	Planta- tions	Water power	Naviga- tion	
(1)	(2)	(3)	(4)	(5)	(6)	(7)	
XVII—IRRIGATION WORKS		Rs.	Rs.	Rs.	Rs.	Rs.	Rs.
Productive
Unproductive—							
1. Khasapur Project ..	44,55,687	
2. Kamli Project ..	13,75,204	
3. Talwar Project ..	13,15,168	
Grand Total ..	71,46,059	

IV-C

WORKS BASED ON THE ASSESSMENT OF THE YEAR
IN VIDARBHA AND MARATHWADA REGIONS OF BOMBAY STATE

Miscellaneous Total		Indirect Revenue (L. R. due to operation of canals)	Grand Total	Working expenses (direct and indirect)	Net assessed revenue of the year	Percentage on Capital Outlay to end of the year
(8)	(9)					
Rs.	Rs.	Rs.	Rs.	Rs.	Rs.	Per cent
..
..	14,180	(-) 14,180	(-) 00-25
..	..	3,243	3,243	1,149	2,094	00-13
..	1,950	(-) 1,950	(-) 00-13
..	..	3,243	3,243	17,279	(-) 14,036	(-) 00-25

STATEMENT

**SHOWING FINANCIAL RESULTS OF IRRIGATION WORKS UNDER
ACCOUNTANT GENERAL, BOMBAY, FOR**

Serial No. (1)	Name of Work (2)	General Financial Results		
		Main Canal and Branches (3)	Distri- butaries (4)	Estimated cost of construction (direct and indirect) (5)
		Miles	Miles	Rs.
(1) Productive				
1	Ekruk Tank	48-00	1-68	13,40,386
2	Shahada Channel	16-45	27-10	1,07,547
3	Nira Left Bank Canal and Shetpal Tank ..	113-37	139-00	1,17,49,044
4	Kakrapar Weir and Canal Project	72-60	64-40	..
5	Kadana Project
6	Mutha Canal including Matoba Tank ..	80-50	84-00	70,42,016
7	Chankapur Tank	48-00	41-00	21,00,317
8	Pravara River Works	81-30	139-00	1,62,35,362
9	Mula Project
10	Hathmathi Reservoir Project
	Total—(1) Productive ..	460-22	496-18	3,85,74,672

II-C

THE AUDIT JURISDICTION OF THE MAIN OFFICE OF THE
AND TO END OF THE YEAR 1959-60

to end of 1959-60

Date of completion of work	Date on which system first came into operation	Total Capital outlay (direct and indirect)	Accumulated arrears of interest	Accumulated surplus of Revenue	Total sum at charge
(6)	(7)	(8)	(9)	(10)	(11)
		Rs.	Rs.	Rs.	Rs.
31st March 1891	1872-73	13,40,386	..	38,05,359	13,40,386
1921-22	1922-23	18,37,196	3,44,673	..	21,81,869
31st March 1906	1885-86	1,65,19,121	..	51,17,255	1,65,19,121
Under construction		12,14,56,365	2,62,02,313	..	14,76,58,678
Do.		86,83,578	8,24,731	..	95,08,309
31st March 1897	1874-75	70,19,168	..	38,489	70,19,168
31st March 1910	1909-10	30,57,235	..	5,34,412	30,57,235
30th June 1926	1909-10	1,63,88,426	..	38,93,282	1,63,88,426
Under construction		1,10,05,220	5,66,199	..	1,15,71,419
Do.		12,56,762	1,58,331	..	14,15,093
		18,85,63,457	2,80,96,247	1,33,88,797	21,66,59,704

STATEMENT
SHOWING FINANCIAL RESULTS OF IRRIGATION WORKS UNDER
ACCOUNTANT GENERAL, BOMBAY, FOR

Serial No.	Name of works	Financial Results		
		Gross receipts (direct and indirect)	Working expenses (direct and indirect)	Net Revenue
(1)	(2)	(12)	(13)	(14)
		Rs.	Rs.	Rs.
(1) Productive.—cont.				
1	Ekrak Tank	3,67,017	91,303	2,75,714
2	Shahada Channel	46,379	23,850	22,529
3	Nira Left Bank Canal and Shetpal Tank ..	15,44,314	2,01,375	13,42,939
4	Kakrapar Weir and Canal Project	1,33,021	8,30,432	(—)6,97,411
5	Kadana Project	4,138	(—)4,138
6	Mutha Canal including Matoba Tank ..	6,05,701	1,05,163	5,00,538
7	Chankapur Tank	7,04,339	60,430	6,43,909
8	Pravara River Works	26,47,567	3,12,694	23,34,873
9	Mula Project	481	..	481
10	Hathmathi Reservoir Project
Total—(1) Productive		60,48,819	16,29,385	44,19,434

II-C

THE AUDIT JURISDICTION OF THE MAIN OFFICE OF THE
AND TO END OF THE YEAR 1959-60—cont.

of the year 1959-60						
Percentage on capital outlay	Percentage on sum at charge	Interest	Net gain	Net loss	Area irrigated	Percentage on working expenses to receipts
(15)	(16)	(17)	(18)	(19)	(20)	(21)
Per cent	Per cent	Rs.	Rs.	Rs.	Acres	Per cent
20.57	20.57	40,837	2,34,877	..	6,069	24.88
1.23	1.03	80,098	..	57,569	3,744	53.36
8.13	8.13	6,70,753	6,72,186	..	76,470	13.31
..	..	51,77,573	..	58,74,984	21,633	624.21
..	..	3,52,330	..	3,56,468
7.13	7.13	2,30,604	2,69,934	..	8,601	17.36
21.06	21.06	1,13,075	5,30,834	..	14,138	8.58
14.25	14.25	6,49,211	16,85,662	..	65,169	141.77
..	..	3,46,991	..	3,46,510
..	..	59,789	..	59,789
2.34	2.04	77,21,261	..	33,01,827	1,95,824	26.77

STATEMENT

SHOWING FINANCIAL RESULTS OF IRRIGATION WORKS UNDER THE
GENERAL, BOMBAY, FOR AND TO THE

Serial No. (1)	Name of Works (2)	Main Canal and Branches (3)	Distributaries (4)	Estimated cost of construction (direct and indirect) (5)
				Rs.
General Financial Results				
		Miles	Miles	Rs.
(2) Unproductive				
1	Chikli Canal	6-50	..	57,442
2	Hathmati and Kharicut Canal	152-07	26-43	13,18,729
3	Mhaswa Canal	6-25	..	1,38,956
4	Bhadalwadi Tank	10-00	..	4,91,613
5	Bhatodi Tank	4-50	5-50	3,79,707
6	Krishna Canal	43-25	17-70	9,49,807
7	Upper Man River Works	17-50	6-50	4,39,286
8	Maini Tank	9-25	7-58	6,02,672
9	Ashti Tank	27-50	3-15	8,41,708
10	Rewadi Canal	6-00	5-25	59,811
11	Shirsuphal Tank	10-00	..	2,24,568
12	Lower Panzara River Works	47-25	48-00	4,68,621
13	Yerla River Irrigation Works	33-33	4-00	7,81,508
14	Parsul Tank	12-25	..	2,18,946
15	Mhaswad Tank	24-94	8-18	20,96,016
16	Jamda Canal	10,51,360
17	Pathri Tank	4-66	3-25	6,42,846
18	Budhial Tank	13-00	24-90	14,54,620
19	Kadwa River Works	29-50	5-25	10,35,876
20	Wangroli Tank	11-25	7-00	2,93,295

AUDIT JURISDICTION OF THE MAIN OFFICE OF THE ACCOUNTANT
 GENERAL OF THE YEAR 1959-60—cont.

end of 1959-60.

Date of completion of work	Date on which system first came into operation	Total capital outlay (direct and indirect)	Accumulated arrears of interest	Accumulated surplus of Revenue	Total sum at charge
(6)	(7)	(8)	(9)	(10)	(11)
Date	Date	Rs.	Rs.	Rs.	Rs.
1st March 1883	1870-71	57,442	1,98,494		2,55,936
1st March 1883-84	1873-74	19,31,874	29,09,546		48,41,420
1st March 1887	1877-78	1,38,956	4,16,522		5,55,478
1st March 1891	1881-82	5,91,510	7,78,928		13,70,438
1st March 1892	1871-72	3,79,236	13,30,824		17,10,060
1st March 1892	1869-70	59,99,804	32,13,704		92,13,508
1st March 1892	1872-73	4,39,286	15,04,705		19,43,991
1st March 1892	1875-76	6,80,934	12,75,412		19,56,346
1st March 1893	1881-82	8,41,708	17,09,279		25,50,987
1st March 1893	1865-66	59,811	1,73,347		2,33,158
1st March 1893	1879-80	2,24,568	6,46,590		8,71,158
1st March 1895	1951-52	4,68,621	7,51,061		12,19,682
1st March 1896		7,81,508	20,15,621		27,97,129
1st March 1896		4,82,869	5,96,067		10,78,936
1st March 1897		20,96,016	46,05,587		67,01,603
1st March 1902		22,03,153	39,45,912		61,49,065
1st March 1902		6,42,846	7,98,319		14,41,165
Under construction		67,15,712	18,46,433		85,62,145
1st March 1908		13,43,425	13,15,833		26,59,258
1st March 1909		2,93,295	5,26,766		8,20,061

STATEMENT

SHOWING FINANCIAL RESULTS OF IRRIGATION WORKS UNDER
GENERAL, BOMBAY, FOR AND TO THE

Serial No.	Name of works	Financial Results		
		Gross receipts (direct and indirect)	Working expenses (direct and indirect)	Net Revenue
(1)	(2)	(12)	(13)	(14)
		Rs.	Rs.	Rs.
(2) Unproductive—cont.				
1	Chikli Canal	4,836	3,283	1,55
2	Hathmati and Kharicut Canal	74,392	1,71,992	—97,60
3	Mhaswa Canal	5,377	9,970	—4,59
4	Bhadalwadi Tank	17,388	7,244	10,14
5	Bhatodi Tank	8,357	2,90,276	—2,81,91
6	Krishna Canal	1,63,635	53,823	1,09,81
7	Upper Man River Works	10,201	18,326	—8,12
8	Maini Tank	14,555	9,434	5,12
9	Ashti Tank	36,285	15,071	21,21
10	Rewadi Canal	5,326	6,142	—81
11	Shirsuphal Tank	16,565	5,915	10,65
12	Lower Panzara River Works	47,604	12,784	34,82
13	Yerla River Irrigation Works	50,552	32,574	17,97
14	Parsul Tank	5,191	27,320	—22,12
15	Mhaswad Tank	1,00,248	35,940	64,30
16	Jamda Canal	48,432	26,838	21,59
17	Pathri Tank	29,074	9,872	19,20
18	Budhial Tank	1,964	12,702	—10,73
19	Kadwa River Works	2,03,626	86,503	1,17,12
20	Wangroli Tank	4,865	5,742	—87

II-C

THE AUDIT JURISDICTION OF THE MAIN OFFICE OF THE ACCOUNTANT
END OF THE YEAR 1959-60—cont.

of the year 1959-60.

Percentage on capital outlay	Percentage on sum-at-charge	Interest	Net gain	Net loss	Area Irrigated	Percentage on working expenses to receipts
(15)	(16)	(17)	(18)	(19)	(20)	(21)
Per cent	Per cent	Rs.	Rs.	Rs.	Acres	Per cent
2.70	0.61	1,789	..	236	304	67.83
..	..	65,651	..	1,63,251	31,959	231.23
..	..	4,282	..	8,875	503	180.54
1.71	0.74	23,335	..	13,191	1,075	41.66
..	..	11,705	..	2,93,624	705	3,473.45
1.83	1.19	2,44,397	..	1,34,585	7,977	32.89
..	..	13,827	..	21,952	942	179.65
0.75	0.26	24,018	..	18,897	1,301	64.82
2.52	0.83	25,440	..	4,226	4,141	41.54
..	..	1,888	..	2,704	669	115.32
4.74	1.22	7,056	3,594	..	1,133	35.74
7.43	2.85	14,810	20,010	..	2,484	26.85
2.30	0.64	24,716	..	6,738	5,238	64.44
..	..	18,872	..	41,001	1,865	526.30
3.07	0.96	66,689	..	2,381	10,834	35.85
0.98	0.35	84,918	..	63,324	3,387	55.42
2.99	1.33	20,876	..	1,674	1,074	33.95
..	..	2,81,688	..	2,92,426	5,346	646.74
8.72	4.40	45,609	71,514	..	4,611	42.41
..	..	8,120	..	8,997	1,185	118.23

STATEMENT

SHOWING FINANCIAL RESULTS OF IRRIGATION WORKS UNDER
GENERAL, BOMBAY, FOR AND TO THE

					General Financial Results		
Serial No. (1)	Name of Works (2)				Main Canal and Branches (3)	Distri- butaries (4)	Estimated cost of construction (direct and indirect) (5)
					Miles	Miles	Rs.
(2)—Unproductive—cont.							
21	Tranza	Nagrama	Tank	7-60	..	2,80,635
22	Sawli	Tank	9-75	1-63	2,55,210	
23	Godavari	Canal	117-00	119-12	3,50,60,293	
24	Nira	Right Bank	Canal	162-75	346-86	6,02,21,151
25	Designs	Organisation	
26	Meshwa	Canal	25-70	4-40	..	
27	Mahi	Canal	
28	Ranand	Tank	18-25	5-20	30,18,090	
29	Radhanagari	Hydro-Electric	Works	1,66,25,391	
30	Mangi	Tank	9-00	18-00	..	
31	Purmepada	Tank	9-00	16-00	..	
32	Patandungri	Tank	21-00	7-84	..	
33	Sayyadnagar	Bandhara	15-37	15-60	..	
34	Fatewadi	Eight Months	Canal	58-36	90-46	..
35	Ghod River	Weir and Canal	4,84,81,302	
36	Mosam River	Works	18-00	..	69,93,266	
37	Girna River	Project	
38	Vir Dam	Project	
39	Ukai Dam	Project	
40	Wadhwana	Tank	78-68	

II-C

THE AUDIT JURISDICTION OF THE MAIN OFFICE OF THE ACCOUNTANT
 END OF THE YEAR 1959-60—cont.

to end of 1959-60.

Date of completion of work (6)	Date on which system first came into operation (7)	Total capital outlay (direct and indirect) (8)	Accumulated arrears of interest (9)	Accumulated surplus of Revenue (10)	Total sum at charge (11)
Date	Date	Rs.	Rs.	Rs.	Rs.
30th June 1909	..	2,80,635	5,98,517	..	8,79,152
31st March 1910	1908-09	2,55,210	4,62,699	..	7,17,909
31st March 1916	1911-12	5,56,38,091	60,52,714	..	6,16,90,805
31st March 1938	1924-25	4,31,82,399	4,98,56,212	..	9,30,38,611
	Under construction	20,27,617	51,681	..	20,79,298
	Do.	48,53,681	22,31,453	..	70,85,134
	Do.	11,92,82,421	2,06,22,828	..	13,99,05,249
	Do.	29,17,787	8,90,008	..	38,07,795
	Do.	1,54,88,129	51,96,543	..	2,06,84,672
	Do.	52,31,028	9,17,064	..	61,48,092
	Do.	45,65,488	10,50,829	..	56,16,317
	Do.	71,26,210	14,70,097	..	85,96,307
	Do.	27,65,585	7,35,665	..	35,01,250
	Do.	76,90,671	16,20,754	..	93,11,425
	Do.	3,46,11,722	48,51,981	..	3,94,63,703
	Do.	24,35,893	4,19,760	..	28,55,653
	Do.	1,99,50,014	9,47,979	..	2,08,97,993
	Do.	1,13,24,482	6,55,568	..	1,19,80,050
	Do.	1,16,46,229	11,68,411	..	1,28,14,640
	Do.	6,17,219	2,95,494	..	9,12,713

STATEMENT
SHOWING FINANCIAL RESULTS OF IRRIGATION WORKS UNDER
GENERAL, BOMBAY, FOR AND TO THE

Serial No.	Name of works	Financial Results		
		Gross receipts (direct and indirect)	Working expenses (direct and indirect)	Net Revenue
		(12)	(13)	(14)
(1)	(2)	Rs.	Rs.	Rs.
(2) Unproductive—cont.				
21	Tranza Nagrama Tank	1,970	6,532	—4,562
22	Sawli Tank	1,890	4,288	—2,398
23	Godavari Canal	20,69,543	6,62,787	14,06,756
24	Nira Right Bank Canal	29,95,728	11,05,426	18,90,302
25	Designs Organisation
26	Meshwa Canal	53,559	80,270	—26,711
27	Mahi Canal	10,547	5,53,323	—5,42,776
28	Ranand Tank	14,239	12,229	2,010
29	Radhanagari Hydro-Electric Works	5,98,576	4,78,776	1,19,800
30	Mangi Tank	2,701	7,152	—4,451
31	Purnepada Tank	..	7,803	—7,803
32	Patandungri Tank	752	37,296	—36,544
33	Sayyadnagar Bandhara	..	11,653	—11,653
34	Fatewadi Eight Months Canal	2,75,690	1,74,459	1,01,231
35	Ghod River Weir and Canal
36	Mosam River Works	241	5	236
37	Girna River Project
38	Vir Dam Project
39	Ukai Dam Project
40	Wadhvana Tank	40,226	64,187	—23,961

II-C

THE AUDIT JURISDICTION OF THE MAIN OFFICE OF THE ACCOUNTANT
 END OF THE YEAR 1959-60—cont.

of the year 1959-60.

Percentage on capital outlay	Percentage on sum-at-charge	Interest	Net gain	Net loss	Area Irrigated	Percentage on working expenses to receipts
(15)	(16)	(17)	(18)	(19)	(20)	(21)
Per cent	Per cent	Rs.	Rs.	Rs.	Acres	Per cent
..	..	7,915	..	12,477	..	331.57
..	..	7,787	..	10,185	1,854	226.88
2.53	2.28	22,81,281	..	8,74,525	68,568	32.03
4.38	2.03	18,88,053	2,249	..	81,432	36.90
..	..	48,248	..	48,248
..	..	2,15,905	..	2,42,616	8,976	149.87
..	..	50,79,599	..	56,22,375	9,500	5,247.21
0.07	0.05	1,30,029	..	1,28,019	1,443	86.02
0.77	0.58	6,81,671	..	5,61,871	15,648	79.99
..	..	2,14,082	..	2,18,533	2,042	264.79
..	..	1,99,101	..	2,06,904	2,550	..
..	..	3,11,295	..	3,47,839	1,773	4,959.57
..	..	1,20,185	..	1,31,838	1,383	..
1.32	1.09	3,30,640	..	2,29,409	51,786	63.28
..	..	14,59,073	..	14,59,073	15,295	..
0.01	0.01	1,06,005	..	1,05,769	9,641	2.08
..	..	6,05,437	..	6,05,437
..	..	3,80,920	..	3,80,920
..	..	4,76,931	..	4,76,931
..	..	26,682	..	50,643	5,713	159.57

STATEMENT
SHOWING FINANCIAL RESULTS OF IRRIGATION WORKS UNDER
GENERAL, BOMBAY, FOR AND TO THE

Serial No. (1)	Name of Works (2)	Main Canal and Branches (3)	Distri- butaries (4)	Estimated cost of construction (direct and (indirect) (5)
		Miles	Miles	Rs.
(2) Unproductive—cont.				
41	Planning Machine Shops and Workshop
42	Planning Procurement and Inspection
43	Khadakwasla Project
44	Karol Dam
45	Harnav River Project
46	Pushpavati Bandhara ..	5-00	3-50	..
47	Heran Project ..	23-79	7-32	..
48	Karad Project ..	9-00	9-62	..
49	Narmada Project
50	Doswada Dam
51	Weir on Vir River
52	Warna Project
53	Urmodi Tank
54	Tarali Tank
55	Banas Valley Project
56	Shamalji Project
57	Shetrunji Project
58	Saraswati Project
59	Kurnur Project
TOTAL—(2) Unproductive ..		1,057-25	818-64	18,44,82,725
GRAND TOTAL ..		1,517-47	1,314-82	22,30,57,397

H-C

THE AUDIT JURISDICTION OF THE MAIN OFFICE OF THE ACCOUNTANT
END OF THE YEAR 1959-60—cont.

Date of completion of work	Date on which system first came into operation	Total capital outlay (direct and indirect)	Accumulated arrears of interest	Accumulated surplus of Revenue	Total sum at charge
(6)	(7)	(8)	(9)	(10)	(11)
Date	Date	Rs.	Rs.	Rs.	Rs.
Under construction		54,621	1,289	..	55,910
Do.		8,56,606	15,102	..	8,71,708
Do.		1,97,31,099	9,53,898	..	2,06,84,997
Do.		3,04,559	23,042	..	3,27,601
Do.		6,79,637	63,466	..	7,43,103
Do.		7,35,776	55,031	..	7,90,807
Do.		6,58,727	94,862	..	7,53,589
Do.		35,98,738	3,68,715	..	39,67,453
Do.		4,38,501	11,890	..	4,50,391
Do.		74,790	3,524	..	78,314
Do.		1,21,919	7,436	..	1,29,355
Do.		4,50,692	21,445	..	4,72,137
Do.		6,92,666	69,199	..	7,61,865
Do.		4,51,334	40,391	..	4,91,725
Do.		8,98,100	97,080	..	9,95,180
Do.		3,30,809	38,299	..	3,69,108
Do.		3,07,282	35,454	..	3,42,736
Do.		16,436	1,894	..	18,330
Do.		33,514	2,290	..	35,804
		40,86,98,891	13,25,59,514	..	54,12,58,405
		59,72,62,348	16,06,55,761	1,33,88,797	75,79,18,109

STATEMENT

**SHOWING FINANCIAL RESULTS OF IRRIGATION WORKS UNDER
GENERAL, BOMBAY, FOR AND TO THE**

Serial No.	Name of works	Financial Results		
		Gross receipts (direct and indirect) (12)	Working expenses (direct and indirect) (13)	Net Revenue (14)
(1)	(2)	Ra.	Ra.	Ra.
(2) Unproductive—cont.				
41	Planning Machine Shops and Workshop
42	Planning Procurement and Inspection
43	Khadakwasla Project
44	Karol Dam
45	Harnav River Project
46	Pushpavati Bandhara
47	Heran Project..	475	42,622	—42,147
48	Karad Project..	18	36,137	36,119
49	Narmada Project
50	Doswada Dam
51	Weir On Vir River
52	Warna Project
53	Urmodi Tank..
54	Tarali Tank
55	Banas Valley Project
56	Shamalji Project
57	Shetrunji Project
58	Saraswati Project
59	Kurnur Project
TOTAL—(2) Unproductive ..		69,14,628	41,26,696	27,87,932
GRAND TOTAL ..		1,29,63,447	57,56,081	72,07,366

II-C

THE AUDIT JURISDICTION OF THE MAIN OFFICE OF THE ACCOUNTANT
END OF THE YEAR 1959-60—cont.

of the year 1959-60.

Percentage on capital outlay (15)	Percentage on sum at charge (16)	Interest (17)	Net gain (18)	Net loss (19)	Area Irrigated (20)	Percentage on working expenses to receipts (21)
Per cent	Per cent	Rs.	Rs.	Rs.	Acres	Per cent
000,00,000	1,289	..	1,289
112,55,10,41	15,102	..	15,102
000,00,000	6,00,992	..	6,00,992
000,00,000	12,756	..	12,756
000,00,000	22,713	..	22,713	450	..
000,00,000	29,054	..	29,054	1,212	..
000,00,000	27,627	..	69,774	1,143	8,973-05
000,00,000	1,49,889	..	1,86,008	595	..
000,00,000	10,156	..	10,156
000,00,000	2,573	..	2,573
000,00,000	5,017	..	5,017
000,00,000	15,343	..	15,343
000,00,000	30,289	..	30,289	219	..
000,00,000	18,983	..	18,983	631	..
000,00,000	38,163	..	38,163
000,00,000	14,762	..	14,762
..	13,713	..	13,713
112,55,10,41	733	..	733
..	1,499	..	1,499
0-68	0-52	1,65,71,178	..	1,37,83,246	3,59,909	59-68
1-21	0-95	2,42,92,439	..	1,70,85,073	5,55,733	42-09

STATEMENT

**SHOWING FINANCIAL RESULTS OF IRRIGATION WORKS UNDER THE
FOR AND TO END OF THE**

Serial No.	Name of work	Main Canal and Branches	Distributaries	Estimated cost of construction (Direct and Indirect)
(1)	(2)	(3)	(4)	(5)
		Miles	Miles	Rs.
1	Khasapur Project, district Osmanabad	20·00	51,26,500
2	Kamli Project, taluq Ashti	6·00	12·25	19,99,514
3	Talwar Project	6·00	9·50	14,24,360
4	Purna Project	132·00	280·00	5,55,00,000
5	Anicut Canal near Vithalpur on Shi- vana River.	85 chains	1,64,000
6	Juinala Project, taluq Bhokardan	32,11,500
7	Dhekunala Project, taluq Vaijapur	33,36,000
8	Nalganga Project	19·00	2,08,00,000
9	Bor River Project	14·00	120·00	2,20,00,000
10	Pandrabodi Tank Project	25,23,424
11	Anicut near Nagpur, Taluq Vaijapur	0·75	2,35,000
12	Chandi Project	28·00	59,64,000
13	Thirna Project	23·00	24,83,618
14	Manar Project	57·00	50·00	1,40,41,000
15	Harni Project	34·00	30,47,395
16	Ekburjee Tank Project	42,99,000
			Grand Total	14,61,55,311

No. II-C

AUDIT JURISDICTION OF THE DEPUTY ACCOUNTANT GENERAL, NAGPUR
YEAR 1959-60—cont.

Date of completion of work	Date on which system first came into construction	Total Capital Outlay (Direct and Indirect)	Accumulated arrears of interest	Accumulated surplus of revenue	Total sum at charge (cols. 8 and 9)
(6)	(7)	(8)	(9)	(10)	(11)
		Rs.	Rs.	Rs.	Rs.
June 1958	1945-46	44,55,687	12,15,915	..	56,71,602
1957	1945-46	13,75,204	2,17,603	..	15,92,807
1958-59	1945-46	13,15,168	1,76,116	..	14,91,284
In Progress	1945-46	2,57,87,486	16,04,836	..	2,73,92,322
25-2-1955	1953-54	77,592	15,643	..	93,235
In Progress	1955-56	27,20,126	2,22,440	..	29,42,566
Do.	1955-56	32,16,353	2,28,914	..	34,45,267
Do.	1956-57	70,77,334	4,32,736	..	75,10,070
Do.	1956-57	63,21,076	4,06,124	..	67,27,200
Do.	1957-58	2,30,559	8,658	..	2,39,217
Do.	1957-58	80,375	4,936	..	85,311
Do.	1957-58	4,56,465	14,660	..	4,71,125
Do.	1957-58	5,77,319	27,820	..	6,05,139
Do.	1957-58	20,88,756	80,449	..	21,69,205
Do.	1957-58	3,35,433	13,872	..	3,49,305
Do.	1958-59	1,02,430	2,282	..	1,04,712
		5,62,17,363	46,73,004	..	6,08,90,367

STATEMENT
SHOWING FINANCIAL RESULTS OF IRRIGATION WORKS UNDER THE
FOR AND TO END OF THE

Serial No.	Name of work	Gross receipts (Direct and Indirect) (12)	Working expenses (Direct and Indirect) (13)	Net Revenue (14)	Percentage on Capital Outlay (15)
(1)	(2)	Rs.	Rs.	Rs.	
1	Khasapur Project, district Osmanabad	..	14,180	(—)14,180	(—)0·25
2	Kamli Project, taluq Ashti	3,243	1,149	2,094	0·13
3	Talwar Project	1,950	(—)1,950	(—)0·13
4	Purna Project
5	Anicut Canal near Vithalpur on Shivana River.
6	Juinala Project, taluq Bhokardan
7	Dhekunala Project, taluq Vaijapur
8	Nalganga Project
9	Bor River Project
10	Pandrabodi Tank Project
11	Anicut near Nagpur, taluq Vaijapur
12	Chandi Project
13	Thirna Project
14	Manar Project
15	Harni Project
16	Ekburjee Tank Project
Grand Total ..		3,243	17,279	(—)14,036	(—)0·25

* Simple interest adjusted in the accounts during the year 1959-60 under the Major of Rs. 22,345 between the Accounts figures and the Part I General Abstract is due to 1406, dated the 21st May 1960, as informed, vide this office letter No. WMA/3-1/Vol. A-1328—13-B.

II-C

AUDIT JURISDICTION OF THE DEPUTY ACCOUNTANT GENERAL, NAGPUR
YEAR 1959-60—concl.

Percentage on sum at charge	Interest	Net Gain	Net Loss	Area Irrigated	Percentage on working expenses to receipts
(16)	(17)	(18)	(19)	(20)	(21)
	Rs.	Rs.	Rs.		
..	2,43,966	..	2,58,146	7,664	..
(—) 0·13	67,183	..	67,183	904·33	35·43
..	59,701	..	61,651	Not started in 1959-60	..
..	8,64,639	..	8,64,639	Not started	..
..	4,015	..	4,015	12·00	..
..	1,10,372	..	1,10,372	Not started	..
..	1,35,816	..	1,35,816	Do.	..
..	2,36,427	..	2,36,427	Do.	..
..	2,13,741	..	2,13,741	Do.	..
..	6,691	..	6,691	Do.	..
..	2,912	..	2,912	Do.	..
..	12,531	..	12,531	Do.	..
..	17,679	..	17,679	Do.	..
..	59,379	..	59,379	Do.	..
..	10,339	..	10,339	Do.	..
..	2,081	..	2,081	Do.	..
(—) 0·13	20,47,472*	..	20,63,602	8,560·33	35·43

Head "17-Interest on Irrigation Works (Commercial) is Rs. 20,69,817. The difference the adjustment carried out during the year 1959-60 as per Main Office Letter No. Statistics/V/1318, dated the 25th July 1960.

STATEMENT

COMPARATIVE STATEMENT OF IRRIGATION AND RAINFALL

Civil District	Of the Civil District		
	Total area	Culturable area	Total area of crop
	(2)	(3)	(4)
(1)	Acres	Acres	Acres
1. Nasik	38,32,123	23,39,080	23,12,743
2. Dhulia	35,30,155	17,59,494	15,95,548
3. Jalgaon	28,76,252	19,27,698	19,25,667

IV-E

FOR THE YEARS 1958-59 AND 1959-60 IN MAHARASHTRA AREA OF THE STATE OF BOMBAY

Works supplying Irrigation				Culturable area commanded by the Irrigation Works in column (5)	Area at present estimated as annually irrigable by the Works specified in column (5)	
Name						
(5)				(6)	(7)	
				Acres	Acres	
(i)	Godavari Right Bank Canal	Included in figures of Ahmed-nagar district. Do.	
(ii)	Godavari Left Bank Canal		
(iii)	Chankapur Tank Girna Canal	25,200	8,500
(iv)	Kadwa River Works—					
	(a) Palkhed Canal	26,280	11,853
	(b) Ozar Tambat Canal	7,431	3,384
	(c) Wadali Canal	2,729	2,433
(v)	Parsul Tank	3,197	1,783
(vi)	Nasik Left Bank Canal	37,691	8,645
(vii)	Nasik Right Bank Canal	11,257	1,411
(viii)	Mosam River Weir Work	9,410	5,737
				Total	1,23,195	43,746
(i)	Lower Panzara River Works	21,427	21,427
(ii)	Shahada Channel	18,900	10,970
(iii)	Sayyadnagar Bandhara	19,929	8,700
(iv)	Purmepada Tank	9,700	4,000
				Total	69,956	45,097
(i)	Lower Panzara River Works	1,000	1,000
(ii)	Jamda Right Bank Canal	12,775	8,120
(iii)	Mhaswa Tank	1,500	1,000
				Total	15,275	10,120

STATEMENT

COMPARATIVE STATEMENT OF IRRIGATION AND RAINFALL

Civil District	Works supplying Irrigation		Area actually		
	Name	1958-59			
		Kharif	Rabi	Total	
(1)	(5)	(8)	(9)	(10)	
		Acres	Acres	Acres	
1. Nasik	.. (i) Godavari Right Bank Canal ..	1,463	1,847	3,310	
	(ii) Godavari Left Bank Canal ..	1,621	2,807	4,428	
	(iii) Chankapur Tank-Girna Canal	3,511	7,039	10,550	
	(iv) Kadwa River Works—				
	(a) Palkhed Canal	638	1,635	2,273	
	(b) Ozar Tambat Canal ..	345	990	1,335	
	(c) Wadali Canal	217	470	687	
	(v) Parsul Tank	210	1,239	1,449	
	(vi) Nasik Left Bank Canal ..	1,415	1,080	2,495	
(vii) Nasik Right Bank Canal ..	29	543	572		
(viii) Mosam River Weir Work ..	313	239	552		
	Total ..	9,762	17,889	27,651	
2. Dhulia	.. (i) Lower Panzara River Works ..	1,211	1,531	2,742	
	(ii) Shahada Channel	1,289	2,507	3,796	
	(iii) Sayyadnagar Bandhara ..	334	1,064	1,398	
	(iv) Purmepada Tank	1,545	1,545	
		Total ..	2,834	6,647	9,481
3. Jalgaon	.. (i) Lower Panzara River Works ..	320	493	813	
	(ii) Jamda Right Bank Canal ..	1,743	3,836	5,579	
	(iii) Mhaswa Tank	13	456	469	
		Total ..	2,076	4,785	6,861

IV-E

FOR THE YEARS 1958-59 AND 1959-60 IN MAHARASHTRA AREA OF THE STATE OF BOMBAY

irrigated			Rainfall		Remarks
1959-60			1958-59	1959-60	
Kharif	Rabi	Total			
(11)	(12)	(13)	(14)	(15)	
Acres	Acres	Acres	Inches	Inches	(16)
508	1,444	1,952	15.51	15.51	
707	2,538	3,245	16.22	14.00	
4,988	5,598	10,586	22.11	29.70	
671	824	1,495	20.00	29.70	
411	548	959	16.50	33.65	
421	487	908	18.32	25.00	
784	974	1,758	23.37	20.47	
73	445	518	30.00	30.00	
792	1,773	2,565	30.00	30.00	
931	115	1,046	..	14.99	
10,286	14,746	25,032	
1,161	1,383	2,544	13.84	13.85	
1,552	2,927	4,479	38.43	36.16	
719	552	1,271	22.00	*25.00	*Approximate figures as there was no raingauge station at the catchment area of these works.
..	1,979	1,979	17.00	*10.00	
3,432	6,841	10,273	
401	402	803	13.84	13.85	
†1,076	2,300	3,376	40.00	26.47	†This figure is inclusive of 572 acres of hot weather.
..	503	503	30.43	31.87	
1,477	3,205	4,682	

STATEMENT

COMPARATIVE STATEMENT OF IRRIGATION AND RAINFALL

Civil District	Of the Civil District		
	Total area	Culturable area	Total area of crop
(1)	(2)	(3)	(4)
	Acres	Acres	Acres
4. Ahmednagar	42,05,926	32,76,467	32,11,167
5. Poona	38,32,521	28,07,613	25,93,531
6. Sholapur	37,04,147	32,74,029	29,78,334

IV-E

FOR THE YEARS 1958-59 AND 1959-60 IN MAHARASHTRA AREA OF THE STATE OF BOMBAY—*contd.*

Works supplying Irrigation				Culturable area commanded by the Irrigation Works in column (5)	Area at present estimated as annually irrigable by the Works specified in column (5)
Name					
(5)				(6)	(7)
				Acres	Acres
(i) Lake Arthur Hill-Wilson Dam—					
(a)	Pravara Right Bank Canal	58,415	16,960
(b)	Pravara Left Bank Canal	99,025	40,040
(ii)	Bhatodi Tank	13,657	6,124
(iii) Lake Beale Darna Dam—					
(a)	Godavari Right Bank Canal	1,36,390	49,331
(b)	Godavari Left Bank Canal	83,000	30,109
Total				3,90,487	1,42,564
(i)	Nira Left Bank Canal	1,49,820	1,13,280
(ii)	Shetphal Tank	17,483	4,200
(iii)	Mutha Canals	50,000	16,800
(iv)	Matoba Tank	7,133	3,250
(v)	Shirsuphal Tank	2,500	1,800
(vi)	Bhadalwadi Tank	2,400	2,000
Total				2,29,336	1,41,330
(i)	Nira Right Bank Canal	4,47,726	1,32,000
(ii)	Ekrak Tank	16,941	6,650
(iii)	Ashti Tank	16,825	11,780
(iv)	Pathri Tank	4,586	1,600
(v)	Mhaswad Tank, including NRBC Br. No. III	20,486†	10,200
(vi)	Budhial Tank	13,620	6,000
Total				5,20,184	1,68,230

STATEMENT

COMPARATIVE STATEMENT OF IRRIGATION AND RAINFALL

Civil District	Works supplying Irrigation		Area actually		
	Name	1958-59			
		Kharif	Rabi	Total	
(1)	(5)	(8)	(9)	(10)	
		Acres	Acres	Acres	
4. Ahmednagar ..	(i) Lake Arthur Hill-Wilson Dam—				
	(a) Pravara Right Bank Canal	6,989	10,882	17,871	
	(b) Pravara Left Bank Canal ..	18,292	29,984	48,276	
	(ii) Bhatodi Tank	100	559	659	
	(iii) Lake Beale Darna Dam—				
	(a) Godavari Right Bank Canal	7,855	12,550	20,405	
	(b) Godavari Left Bank Canal..	5,248	13,104	18,352	
	Total ..	38,484	67,079	1,05,563	
5. Poona	(i) Nira Left Bank Canal ..	35,400	46,358	81,758	
	(ii) Shetphal Tank	2,222	3,710	5,932	
	(iii) Mutha Canals	5,140	3,896	9,036	
	(iv) Matoba Tank	643	2,350	2,993	
	(v) Shirsuphal Tank	478	769	1,247	
	(vi) Bhadalwadi Tank	160	1,056	1,216	
	Total ..	44,043	58,139	1,02,182	
6. Sholapur ..	(i) Nira Right Bank Canal ..	25,397	26,844	52,241	
	(ii) Ekruk Tank	1,809	2,769	4,578	
	(iii) Ashti Tank	472	2,858	3,330	
	(iv) Pathri Tank	52	971	1,023	
	(v) Mhaswad Tank, including NR- BC Br. No. III.	6,716	5,093	11,809	
	(vi) Budhial Tank	1,418	2,099	3,517	
	Total ..	35,864	40,634	76,498	

IV-E

FOR THE YEARS 1958-59 AND 1959-60 IN MAHARASHTRA AREA OF THE STATE OF BOMBAY—*contd.*

Irrigated			Rainfall		Remarks
1959-60			1958-59	1959-60	
Kharif	Rabi	Total			
(11)	(12)	(13)	(14)	(15)	(16)
Acres	Acres	Acres	Inches	Inches	
7,733	7,530	15,263	19.16	17.60	
18,192	23,225	41,417	24.25	18.26	
127	573	700	21.12	24.28	
15,688	24,932	40,620	18.90	18.90	
10,324	19,975	30,299	22.84	22.84	
52,064	76,235	1,28,299	
36,609	51,479	88,088	19.49	19.12	
2,706	3,122	5,828	18.68	18.86	
3,588	1,620	5,208	20.32	27.63	
467	2,511	2,978	17.34	16.90	
400	733	1,133	8.95	9.57	
251	827	1,078	12.85	19.65	
44,021	60,292	1,04,313	
26,136	22,708	48,844	18.37	21.62	
2,022	3,070	5,092	28.84	21.92	
919	2,749	3,668	20.70	18.87	
75	835	910	16.69	27.81	
2,590	6,388	8,978	12.57	14.26	†Culturable area available for irrigation in the years of satisfactory storage condition.
480	..	480			
2,264	2,002	4,266	17.40	16.22	
34,486	37,752	72,238	

STATEMENT

COMPARATIVE STATEMENT OF IRRIGATION AND RAINFALL

Civil District	Of the Civil District		
	Total area	Culturable area	Total area of crop
(1)	(2)	(3)	(4)
	Acres	Acres	Acres
7. Satara	25,91,752	18,79,075	18,08,107
8. Sangli	22,09,064	18,15,361	15,26,441
9. Kolhapur	20,20,438	13,15,304	10,25,648

IV-E

FOR THE YEARS 1958-59 AND 1959-60 IN MAHARASHTRA AREA OF THE STATE OF BOMBAY—*contd.*

Works supplying Irrigation					Culturable area commanded by the Irrigation Works in column (5)	Area at present estimated as annually irrigable by the Works specified in column (5)
Name						
(5)					(6)	(7)
					Acres	Acres
(i) Nira Right Bank Canal	Included in the figures of NRBC in Sholapur District.	
(ii) Mayani Tank	4,625	4,625
(iii) Revari Canal	3,624	1,920
(iv) Upper Man River Works	7,623	2,080
(v) Yerla River Works	10,680	5,480
(vi) Krishna Canal	9,200	5,091
(vii) Ranand Tank	4,800	2,700
Total					40,552	21,896
(i) Krishna Canal	17,253	7,229
(ii) Chikhali Canal	1,478	500
(iii) Mhaswad Tank	3,814	800
Total					22,545	8,529
Radhanagari H. E. Works	38,500	†18,500
Total					38,500	†18,500

STATEMENT
COMPARATIVE STATEMENT OF IRRIGATION AND RAINFALL

Civil District	Works supplying Irrigation		Area actually		
	Name	1958-59			
		Kharif	Rabi	Total	
(1)	(5)	(8)	(9)	(10)	
		Acres	Acres	Acres	
7. Satara	(i) Nira Right Bank Canal	15,214	26,142	41,356	
	(ii) Mayani Tank	10	868	878	
	(iii) Revari Canal	114	430	544	
	(iv) Upper Man River Works	215	632	847	
	(v) Yerla River Works	392	4,042	4,434	
	(vi) Krishna Canal	2,551	2,354	4,905	
	(vii) Ranand Tank	788	847	1,635	
	Total	19,284	35,315	54,599	
8. Sangli	(i) Krishna Canal	752	2,622	3,374	
	(ii) Chikhali Canal	59	308	367	
	(iii) Mhaswad Tank	413	461	874	
	Total	1,224	3,391	4,615	
9. Kolhapur	Radhanagari H. E. Works	14,654	930	15,584	
	Total	14,654	930	15,584	

IV-E

FOR THE YEARS 1958-59 AND 1959-60 IN MAHARASHTRA AREA OF THE STATE OF BOMBAY—*contd.*

irrigated			Rainfall		Remarks
1959-60			1958-59	1959-60	
Kharif	Rabi	Total			
(11)	(12)	(13)	(14)	(15)	(16)
Acres	Acres	Acres	Inches	Inches	
29,716	28,519	58,235	18.37	21.62	
87	1,243	1,330	22.10	19.77	
186	482	668	33.62	37.10	
247	705	952	12.93	12.11	
695	4,543	5,238	19.85	24.91	
2,071	1,464	3,535	35.28	48.10	
647	796	1,443	20.00	20.00	
33,649	37,752	71,401	
1,064	1,543	2,607	35.28	..	Raingauge out of order.
81	315	396	11.10	15.51	
225	516	741	
1,370	2,374	3,744	
15,388	14,812	30,200	243.00	244.00	†Tentative figure.
15,388	14,812	30,200	

STATEMENT

COMPARATIVE STATEMENT OF IRRIGATION AND RAINFALL

Civil District	Of the Civil District		
	Total area	Culturable area	Total area crops
	(2)	(3)	(4)
(1)	Area	Area	Area
10. Osmanabad	34,66,734	33,61,241	25,51,247
11. Bhir	27,59,922	24,76,872	19,14,610

Civil District	Name	Works supplying Irrigation			Area actually		
		1958-59			1958-59		
		Kharif	Rabi	Total	Kharif	Rabi	Total
(1)	(5)	(8)	(9)	(10)	(8)	(9)	(10)
		Acres	Acres	Acres	Acres	Acres	Acres
10. Osmanabad ..	Khasapur Project	926	5,774	6,700			
	Total	926	5,774	6,700			
11. Bhir	Kamli Project	991	991			
	Talwar Project			
	Total			
	Grand Total	1,69,151	2,41,574	4,10,725			

Note.—When a Civil District is irrigated from two or more Irrigation Works, columns

IV-E

FOR THE YEARS 1958-59 AND 1959-60 IN MAHARASHTRA AREA OF THE STATE OF BOMBAY—*contd.*

Works supplying Irrigation						Culturable area commanded by the Irrigation Works in column (5)	Area at present estimated as annually irrigable by the works specified in column (5)
Name							
(5)						(6)	(7)
						Acres	Acres
Khasapur Project	8,832	7,664
Total					..	8,832	7,664
Kamli Project	2,400	905
Talwar Project
Total					..	2,400	905
Grand Total					..	14,61,262	6,08,581

Irrigated			Rainfall		Remarks
1959-60			1958-59	1959-60	
Kharif	Rabi	Total	(14)	(15)	(16)
(11)	(12)	(13)	(14)	(15)	(16)
Acres	Acres	Acres	Inches	Inches	
1,084	6,580	7,664	33.57	35.09	
1,084	6,580	7,664	
..	905	905	26.54	20.84	
..	
..	905	905	
1,97,257	2,61,494	4,58,751	

6-13 inclusive should be totalled separately for each Civil District so irrigated.

STATEMENT

SHOWING OPERATIONS OF THE YEAR 1959-60,

No.	Name of Work	Amount of Estimate, Direct and indirect	Capital Outlay, Direct and indirect	
			During 1959-60	To end of 1959-60
(1)	(2)	(3)	(4)	(5)
		Rs.	Rs.	Rs.
WORKS FOR WHICH CAPITAL AND REVENUE ACCOUNTS ARE KEPT				
<i>Productive.</i>				
1	Nira Left Bank Canal including Shetphal Tank.	1,17,49,044	1,58,114	1,65,19,121
2	Mutha Canals including Matoba Tank ..	70,42,016	..	70,19,168
3	Pravara River Works—			
	(i) Pravara Right Bank Canal	} 1,62,35,362	1,87,614	1,63,88,426
	(ii) Pravara Left Bank Canal			
4	Chankapur Tank-Girna Canals	21,00,317	..	30,57,235
5	Ekrulk Tank	13,40,386	..	13,40,386
6	Shahada Channel	1,07,547 (old cost) (16,45,000 present cost)	53,813	18,37,196
	Total Productive ..	3,85,74,672	3,99,541	4,61,61,532
<i>Unproductive</i>				
7	Bhatodi Tank	3,79,707	..	3,79,236
8	Parsul Tank	2,18,946	..	4,82,869
9	Kadwa River Works—			
	(i) Palkhed Canal	} 10,35,876	11,591	13,43,425
	(ii) Ozar Tambat Canal			
	(iii) Wadali Canal			

H.

IN THE MAHARASHTRA AREA OF BOMBAY STATE.

Length of		Area under Command		Rainfall	Discharge of Canal at head, cubic feet per second
Canal	Distributaries	Gross	Irrigable at present		
(6)	(7)	(8)	(9)	(10)	(11)
Miles	Miles	Acres	Acres	Inches	
113.37	139.00	2,01,011	1,13,280	19.12	453.00
88.00	84.00	1,01,220	20,050	27.63	145.00
33.30	43.00	73,763	16,960	17.60	105.00
47.20	96.00	1,25,044	40,040	18.26	392.00
35.00 B. C.	20.80	29,182	8,500	29.70	98.10
18.61	1.68	17,552	6,650	21.92	17.95
48.00	31.00	18,900	10,970	36.16	54.00
16.00					
399.48	415.48	5,66,672	2,16,450
4.50	5.50	15,126	6,124	24.28	1.33
4.75	..	3,337	1,783	20.47	22.50
11.00	13.92	28,832	11,853	33.65	24.30
4.50	..	8,685	3,384		9.40
8.62	..	3,486	2,433		8.35

STATEMENT

SHOWING OPERATIONS OF THE YEAR 1959-60,

No.	Name of Work	Area		Amount of gross Assessment
		Applied for	Irrigated	
(1)	(2)	(12)	(13)	(14)
		Acres	Acres	Rs.
WORKS FOR WHICH CAPITAL AND REVENUE ACCOUNTS ARE KEPT				
<i>Productive.</i>				
1	Nira Left Bank Canal including Shetphal Tank.	75,428	76,470	17,99,002
2	Mutha Canals including Matoba Tank ..	9,334	8,601	5,15,420
3	Pravara River Works—			
	(i) Pravara Right Bank Canal	19,721	} 30,92,002
	(ii) Pravara Left Bank Canal	45,448	
4	Chankapur Tank-Girna Canals	15,125	14,138	6,29,808
5	Ekruk Tank	6,073	6,069	4,14,088
6	Shahada Channel	4,763	3,744	63,975
	Total Productive ..	1,10,723	1,74,191	65,14,295
<i>Unproductive</i>				
7	Bhatodi Tank	705	8,382
8	Parsul Tank	1,836	1,865	21,585
9	Kadwa River Works—			
	(i) Palkhed Canal	2,412	2519	} 1,69,295
	(ii) Ozar Tambat Canal	1,208	1,222	
	(iii) Wadali Canal	911	870	

H

IN THE MAHARASHTRA AREA OF BOMBAY STATE—*contd.*

Realizations	Working Expenses	Net Revenue	Remarks
(15)	(16)	(17)	(18)
Rs.	Rs.	Rs.	
15,44,314	2,01,375	13,42,939	
6,05,701	1,05,163	5,00,538	
26,47,567	3,12,694	23,34,873	
7,04,339	60,430	6,43,909	
3,67,017	91,303	2,75,714	
46,379	23,850	22,529	
59,15,317	7,94,815	51,20,502	
8,357	2,90,276	(-)2,81,919	
5,191	27,320	(-)22,129	
2,03,626	86,503	1,17,123	

STATEMENT

SHOWING OPERATIONS OF THE YEAR 1959-60,

No.	Name of Work	Amount of Estimate, Direct and indirect	Capital Outlay, Direct and indirect		
			During 1959-60	To end of 1959-60	
(1)	(2)	(3)	(4)	(5)	
		Rs.	Rs.	Rs.	
WORKS FOR WHICH CAPITAL AND REVENUE ACCOUNTS ARE KEPT—contd.					
<i>Unproductive—cont.</i>					
10	Godavari Right Bank Canal	3,50,60,293	32,00,453	5,56,38,091
11	Godavari Left Bank Canal			
12	Nasik Left Bank Canal (Stage I)			
13	Nasik Right Bank Canal (Stage II)			
14	Nira Right Bank Canal	6,02,21,151	1,13,974	4,31,82,399	
15	Mosam River Works	69,93,266	1,21,714	24,35,893	
16	Chikhli Canal	57,442	..	57,442	
17	Bhadalwadi Tank	4,91,613	..	5,91,510	
18	Krishna Canal (comprises Extension of Remodelling work)	9,49,807*	4,98,296	59,99,804	
19	Upper Man River Works	(cost of old work) 4,39,286	..	4,39,286	
20	Mayani Tank	6,02,672	..	6,80,934	
21	Ashti Tank	8,41,708	..	8,41,708	
22	Revari Canal	59,811	..	59,811	
23	Shirsuphal Tank	2,24,568	..	2,24,568	
24	Lower Panzara River Works	4,68,621 (old cost) 10,33,000 (per cent cost)	..	4,68,621	
25	Yerla River Works	7,81,508	..	7,81,508	
26	Mhaswad Tank	20,96,016	20,96,016	
27	N.R. B. C. Br. No. IIIj			

* Revised cost antioipated is Rs. 76,25,127.

H

IN THE MAHARASHTRA AREA OF BOMBAY STATE—*contd.*

Length of		Area under Command		Rainfall	Discharge of Canal at head, cubic feet per second
Canal	Distributaries	Gross	Irrigable at present		
(6)	(7)	(8)	(9)	(10)	(11)
Miles	Miles	Acres	Acres	Inches	
74.00†	78.00	1,44,310	49,331	15.51	258.27
48.00	34.00	88,080	30,109	14.00	133.32
23.00	66.00	41,487	8,645	30.00	60.19
6.00	4.00	17,358	1,411	30.00	6.00
162.75‡	346.86	4,96,377	1,32,000	21.62	594.00
9.50	8.50	12,947	5,737	14.99	•
6.50	..	1,871	500	15.51	7.00
10.00	..	3,000	2,000	19.65	9.95
35.25	26.25	28,327	12,320	48.10	122.00
17.50	6.50	8,443	2,080	12.11	0.69
9.25	7.58	4,876	4,625	19.77	0.41
27.50	3.15	17,882	11,780	18.87	20.00
6.00	5.25	3,813	1,920	37.10	1.61
10.00	..	4,500	1,800	9.57	10.88
47.00	48.00	21,427	21,427	13.85	19.00
33.33	4.00	11,234	5,480	24.91	1.67
24.94	8.18	1,29,045	11,000	14.26	51.00
24.36	84.57	63,531	31,915		

† Includes 5 miles of branch canals.

‡ Includes 56.25 miles of branch canals.

STATEMENT
SHOWING OPERATIONS OF THE

No.	Name of Work	Area		Amount of gross Assessment
		Applied for	Irrigated	
(1)	(2)	(12)	(13)	(14)
		Acres	Acres	Rs.
WORKS FOR WHICH CAPITAL AND REVENUE ACCOUNTS ARE KEPT—<i>contd.</i>				
<i>Unproductive.—contd.</i>				
10	Godavari Right Bank Canal	44,322	37,436	} 25,11,073
11	Godavari Left Bank Canal	33,969	28,915	
12	Nasik Left Bank Canal (Stage I)	3,000	1,767	†
13	Nasik Right Bank Canal (Stage II)	530	450	†
14	Nira Right Bank Canal	81,432	31,40,949
15	Mosam River Works	1,174	964	6,993
16	Chikhli Canal	304	304	8,805
17	Bhadalwadi Tank	1,078	1,075	13,168
18	Krishna Canal (comprises Extensoin & Remodelling work).	8,905	7,977	1,53,659
19	Upper Man River Works	940	942	12,783
20	Mayani Tank	1,322	1,301	11,629
21	Ashti Tank	4,845	4,141	59,121
22	Revari Canal	647	668	6,083
23	Shirsuphal Tank	1,133	1,133	21,669
24	Lower Panzara River Works	3,323	2,484	27,438
25	Yerla River Works	5,194	5,238	53,519
26	Mhaswad Tank	11,242	10,278	} 78,328
27	N. R. B. C. Br. No. III	556	

H

YEAR 1959-60, IN THE MAHARASHTRA AREA OF BOMBAY STATE—*contd.*

Realizations	Working Expenses	Net Revenue	Remarks
(15)	(16)	(17)	(18)
Rs.	Rs.	Rs.	
20,69,543	6,62,787	14,06,756	
†	†	†	†Accounts are included in Godavari Canals.
†	†	†	
29,95,728	11,05,426	18,90,302	
241	5	236	*Not available as the discharge was not measured.
4,836	3,283	1,553	
17,388	7,244	10,144	
1,63,635	53,823	1,09,812	
10,201	18,326	(-),8,125	
14,555	9,434	5,121	
36,285	15,071	21,214	
5,326	6,142	(-),816	
16,565	5,915	10,650	
47,604	12,784	34,820	‡For each Bandhara.
50,552	32,574	17,978	
1,00,248	35,940	64,308	

STATEMENT
SHOWING OPERATIONS OF THE

No.	Name of Work	Amount of Estimate, Direct and indirect	Capital Outlay, Direct and indirect	
			During 1959-60	To end of 1959-60
(1)	(2)	(3)	(4)	(5)
		Rs.	Rs.	Rs.
WORKS FOR WHICH CAPITAL AND REVENUE ACCOUNTS ARE KEPT—contd.				
<i>Unproductive—contd.</i>				
28	Pathri Tank	6,42,846	..	6,42,846
29	Radhanagari H E. Works	1,66,25,391	3,78,376	1,54,88,129
30	Ranand Tank	30,18,090	1,034	29,17,787
31	Budhial Tank	14,54,620 (old cost) (69,88,000 (percent cost)	5,17,779	67,15,712
32	Purmepada Tank	41,17,375	2,01,358	45,65,488
33	Sayyadnagar Bandhara	40,92,648	1,49,817	27,65,585
34	Jamda Right Bank Canal	10,51,360	..	22,03,153
35	Mhaswa Tank	1,38,956	..	1,38,956
36	Khasapur Project	51,26,500	7,097	44,55,687
37	Kamli Project	19,99,514	45,467	13,75,204
38	Talwar Project	14,24,360	1,55,624	13,15,168
39	Ghod Left Bank Canal	4,84,81,302	34,34,144	3,46,11,722
	Total Unproductive ..	19,90,95,253	88,36,724	19,28,98,558
	Grand Total ..	23,76,69,925	92,36,265	23,90,60,090

H

YEAR 1959-60, IN THE MAHARASHTRA AREA OF BOMBAY STATE—*contd.*

Length of		Area under Command		Rainfall	Discharge of Canal at head, cubic feet per second
Canal	Distributaries	Gross	Irrigable at present		
(6)	(7)	(8)	(9)	(10)	(11)
Miles	Miles	Acres	Acres	Inches	
4.66	3.33	5,000	1,600	27.81	7.00
..	..	38,500	18,500 (tentative)	244.00	270.00
18.25	5.20	5,800	2,700	20.00	0.58
13.00	15.00	13,944	6,000	16.22	58.90
9.00	16.00	12,930	4,000	10.00	40.00
15.00	15.00	24,862	8,700	25.00	81.00
19.75	43.25	18,100	8,120	26.47	128.00
6.20	..	2,500	1,000	31.87	10.00
20.00	..	13,500	7,664	35.09	32.00
6.00	12.25	2,910	905	20.84	16.25
6.00	9.50	1,950	..	20.84	8.72
54.00	100.00	96,430	30,000	13.06	152.04
780.11	9,69.79	13,94,400	4,48,446
1,179.59	1,385.27	19,61,072	6,64,896

STATEMENT
SHOWING OPERATIONS OF THE

No.	Name of Work	Area		Amount of gross Assess- ment
		Applied for	Irrigated	
(1)	(2)	(12)	(13)	(14)
		Acres	Acres	Rs.
WORKS FOR WHICH CAPITAL AND REVENUE ACCOUNTS ARE KEPT—cont.				
<i>Unproductive—contd.</i>				
28	Pathri Tank	1,060	1,074	15,348
29	Radhanagari H. E. Works	15,668	15,668	4,08,233
30	Ranand Tank	1,398	1,443	14,576
31	Budhial Tank	5,346	5,346	17,409
32	Purnepada Tank	2,531	2,550	..
33	Sayyadnagar Bandhara	1,361	1,383	..
34	Jamda Right Bank Canal	3,387	3,387	20,121
35	Mhaswa Tank	503	503	5,420
36	Khasapur Project	7,664	..
37	Kamli Project..	905	3,243
38	Talwar Project
39	Ghod Left Bank Canal	15,295	..
Total Unproductive ..		1,59,549	2,49,460	67,88,829
Grand Total ..		2,70,272	4,23,651	1,33,03,124

H

YEAR 1959-60, IN THE MAHARASHTRA AREA OF BOMBAY STATE—*contd.*

Realizations	Working Expenses	Net Revenue	Remarks
(15)	(16)	(17)	(18)
Rs.	Rs.	Rs.	
29,074	9,872	19,202	
5,98,576	4,78,776	1,19,800	
14,239	12,229	2,010	
1,964	12,702	(-)10,738	
..	7,803	(-)7,803	
..	11,653	(-)11,653	
48,432	26,838	21,594	
5,377	9,970	(-)4,593	
..	14,180	(-)14,180	
3,243	1,149	2,094	
..	1,950	(-)1,950	
..	
64,50,786	29,59,975	34,90,811	
1,23,66,103	37,54,790	86,11,313	

STATEMENT

SHOWING QUANTITY AND VALUE OF CROPS IRRIGATED IN THE

	Ekruk Tank		Shahada Channel	
	Area irrigated	Estimated Value	Area irrigated	Estimated Value
	Acres	Rs.	Acres	Rs.
Gardens and Orchards—				
Vegetables	301	1,50,500	2	105
Fruits and other trees	79	66,765
Sugarcane	189	1,89,000	581	3,63,825
Cereals—				
Wheat	349	1,04,700	1,925	3,01,940
Barley
Rice	294	1,17,600	163	33,322
Maize	11	2,200
Jowar	2,303	6,90,900	2	240
Chino, Ragi, Rala, Wara
Bajri	5	1,000
Miscellaneous	57	6,675
Pulses—				
Gram, Udid, Mug	187	56,100
Tur	25	5,000
Peas
Ground-nut	656	1,96,800
Miscellaneous
Fodder Crops—				
Fodder	562	1,68,600	1	150
Lucerne, etc.	21	6,300	197	60,365

III-E

MAHARASHTRA AREA OF THE STATE OF BOMBAY DURING THE YEAR 1959-60

Nira Left Bank Canal including Shetphal Tank		Mutha Canal including Matoba Tank		Girna Canal—Chankapur Tank	
Area irrigated	Estimated Value	Area irrigated	Estimated Value	Area irrigated	Estimated Value
Acres	Rs.	Acres	Rs.	Acres	Rs.
156	1,09,200	1,249	8,74,300	18	3,600
360	9,00,000	329	8,22,500	46	43,000
12,326 (236)	1,95,98,340	24	27,220	2,436 (1,431)	24,36,000
5,423	22,89,775	367	1,55,975	2,780	5,50,000
..
3,949	12,08,394	1,212	3,70,872	607	3,03,500
80	19,009	15	3,000	20	4,000
25,899	35,39,308	2,913	2,08,428	2	400
..
11,024	17,63,840	1,343	21,488	572	76,800
..
4,682	6,55,480	61	8,540	1,468	2,81,900
4,337	9,10,770	3	630	50	250
..
2,875	6,35,375	393	86,853	146	14,600
..
413	82,600	306	61,200	68	9,200
29	43,500	164	2,46,000	131	65,550

STATEMENT

SHOWING QUANTITY AND VALUE OF CROPS IRRIGATED IN THE

	Ekruk Tank		Shahada Channel	
	Area irrigated	Estimated Value	Area irrigated	Estimated Value
	Acres	Rs.	Acres	Rs.
Fibres—				
Cotton	69	69,000
Tag (Hemp)	116	46,400
Dyes
Drugs and Narcotics—				
Tobacco
Bhang
Oil-seeds—				
Mustard, Sesam
Linseed, Castor oil
Condiments—				
Chilly and Onions	4	1,200	381	1,37,650
Garlic, Turmeric and Methi	70	5,797
Miscellaneous
Land insufficiently irrigated
Land assessed but not irrigated	977	..	281	..
Areas assessed under penalties for water taken out of turn, waste of water, etc.	5	..
Total	6,069	18,05,300	3,744	9,76,834
Area on which consolidated assessment is levied.	1,014	..

III-E

MAHARASHTRA AREA OF THE STATE OF BOMBAY DURING THE YEAR 1959-60

Nira Left Bank Canal including Shetphal Tank		Mutha Canal including Matoba Tank		Girna Canal—Chankapur Tank	
Area irrigated	Estimated Value	Area irrigated	Estimated Value	Area irrigated	Estimated Value
Acres	Rs.	Acres	Rs.	Acres	Rs.
3,992	25,53,600	132	1,05,600	912	6,38,700
611	61,100	69	6,900	775	38,750
..
..
..
..
..
78	27,300	15	52,500	28	13,300
..	..	6	1,200	184	73,600
..	46	15,000
..	1,431	..
..	987	..
..
76,234 (236)	3,43,97,591	8,601	30,53,206	12,707 (1,431)	45,68,150*
..

STATEMENT

SHOWING QUANTITY AND VALUE OF CROPS IRRIGATED IN THE

	Pravara River Works			
	Pravara Right Bank Canal		Pravara Left Bank Canal	
	Area irrigated	Estimated Value	Area irrigated	Estimated value
	Acres	Rs.	Acres	Rs.
Gardens and Orchards—				
Vegetables			1	1,000
Fruits and other trees	1,252	18,78,000	730	10,95,000
Sugarcane	3,992 (2,619)	34,32,500	20,539 (12,130)	2,10,22,500
Cereals—				
Wheat	852	2,13,000	1,534	3,83,500
Barley				
Rice	286	57,200	147	29,400
Maize			6	600
Jowar	3,058	4,58,700	6,876	10,31,400
Chino, Ragi, Rala, Wara				
Bajri	574	57,400	702	70,200
Miscellaneous				
Pulses—				
Gram, Udid, Mug	549	82,350	878	1,31,700
Tur	12	1,200	7	700
Peas				
Ground-nut	724	1,44,800	811	1,62,200
Miscellaneous				
Fodder Crops—				
Fodder	183	54,900	295	88,500
Lucerne, etc.	406	4,06,000	483	4,83,000

III-E

MAHARASHTRA AREA OF THE STATE OF BOMBAY DURING THE YEAR 1959-60

Godavari Canals					
Godavari Right Bank Canal		Godavari Left Bank Canal		Parsul Tank	
Area irrigated	Estimated Value	Area irrigated	Estimated Value	Area irrigated	Estimated Value
Acres	Rs.	Acres	Rs.	Acres	Rs.
27	5,300	107	21,400	1	200
656	9,84,000	858	12,87,000	5	1,000
4,810 (3,064)	72,15,000	3,935 (3,309)	59,25,000	70	3,500
4,348	1,66,700	3,850	9,72,500	608	1,21,800
..
337	1,01,100	318	95,400	74	14,800
4	800	10	2,000	20	2,000
13,388	26,67,700	9,057	18,11,400	4	400
..
1,165	1,16,500	683	68,600	574	57,400
..
257	4,79,500	1,616	3,12,700
9	450	112	16,800
..
1,521	1,48,380	537	10,740	21	4,200
..
642	96,300	1,124	1,68,600	11	550
560	2,80,000	453	2,26,500	65	3,250

STATEMENT

SHOWING QUANTITY AND VALUE OF CROPS IRRIGATED IN THE

	Pravara River Works			
	Pravara Right Bank Canal		Pravara Left Bank Canal	
	Area irrigated	Estimated Value	Area irrigated	Estimated Value
	Acres	Rs.	Acres	Rs.
Fibres—				
Cotton	571	57,100	283	2,83,000
Tag (Hemp)	294	88,200	22	6,600
Dyes
Drugs and Narcotics—				
Tobacco
Bhang
Oil-seeds—				
Mustard, Sesam	4	400
Linseed, Castor oil
Condiments—				
Chilly and Onions
Garlic, Turmeric and Methi
Miscellaneous
Land insufficiently irrigated	2,220
Land assessed but not irrigated	2,106
Areas assessed under penalties for water taken out of turn, waste of water, etc.	23
Total	17,102 (2,619)	69,31,350	33,318 (12,130)	2,47,89,700
Area on which consolidated assessment is levied.

III-E

MAHARASHTRA AREA OF THE STATE OF BOMBAY DURING THE YEAR 1959-60

Godavari Canals				Parsul Tank	
Godavari Right Bank Canal		Godavari Left Bank Canal		Area irrigated	Estimated Value
Area irrigated	Estimated Value	Area irrigated	Estimated Value	Area irrigated	Estimated Value
Acres	Rs.	Acres	Rs.	Acres	Rs.
481	3,36,700	750	5,25,000	194	57,000
166	1,660	254	2,540	5	250
..
..	..	25	2,550
..
..
..
305	13,400	472	1,85,800
109	43,600	116	46,400	73	5,400
131	12,150	222	55,500
..	28	..
5,456	..	1,219
..
34,372 (3,064)	1,26,69,240	25,606 (3,309)	1,17,19,630	1,865	2,88,550
..

STATEMENT

SHOWING QUANTITY AND VALUE OF CROPS IRRIGATED IN THE

	Nira Right Bank Canal		Bhatodi Tank	
	Area irrigated	Estimated Value	Area irrigated	Estimated Value
	Acres	Rs.	Acres	Rs.
Gardens and Orchards—				
Vegetables	470	3,39,000
Fruits and other trees	286	51,700
Sugarcane	11,227 (9,572)	2,69,44,800
Cereals—				
Wheat	3,401	7,65,225	10	2,400
Barley
Rice	2,480	11,16,000	3	600
Maize
Jowar	30,008	60,01,600	553	82,950
Chino, Ragi, Rala, Wara
Bajri	6,799	10,19,850
Miscellaneous
Pulses—				
Gram, Uddid, Mug	3,913	7,82,600	58	8,700
Tur	1,603	2,43,450
Peas
Ground-nut	4,365	15,27,750	73	14,600
Miscellaneous
Fodder Crops—				
Fodder	786	1,17,900
Lucerne, etc.

III-E.

MAHARASHTRA AREA OF THE STATE OF BOMBAY DURING THE YEAR 1959-60

Kadwa River Works					
Palkhed Canal		Ozar Tambat Canal		Wadali Canal	
Area irrigated	Estimated Value	Area irrigated	Estimated Value	Area irrigated	Estimated Value
Acres	Rs.	Acres	Rs.	Acres	Rs.
59	17,700	20	6,000	3	900
1	200	1	25
114 (12)	1,14,000	125 (10)	1,31,000	64 (3)	64,000
222	4,400	221	44,200	113	22,600
..
309	92,700	134	40,200	137	41,600
..
..	..	83	2,450	19	2,850
..
43	6,450	1	100	9	900
..
115	23,000	41	8,200
..	47	9,400
..
656	91,200	97	19,400	68	13,600
..
7	700	26	13,000
79	39,500	67	17,000	5	5,000

STATEMENT

SHOWING QUANTITY AND VALUE OF CROPS IRRIGATED IN THE

	Nira Right Bank Canal		Bhatodi Tank	
	Area irrigated	Estimated Value	Area irrigated	Estimated Value
	Acres	Rs.	Acres	Rs.
Fibres—				
Cotton	3,244	22,70,800
Tag (Hemp)	3,278	2,62,240
Dyes
Drugs and Narcotics—				
Tobacco
Bhang
Oil-seeds—				
Mustard, Sesam
Linseed, Castor oil
Condiments—				
Chilly and Onions
Garlic, Turmeric and Methi
Miscellaneous
Land insufficiently irrigated	8	..
Land assessed but not irrigated
Areas assessed under penalties for water taken out of turn, waste of water, etc.
Total	71,860 (9,572)	4,14,42,915	705	1,09,250
Area on which consolidated assessment is levied.

III-E

MAHARASHTRA AREA OF THE STATE OF BOMBAY DURING THE YEAR
1959-60

Kadwa River Works					
Palkhed Canal		Ozar Tambat Canal		Wadali Canal	
Area irrigated	Estimated Value	Area irrigated	Estimated Value	Area irrigated	Estimated Value
Acres	Rs.	Acres	Rs.	Acres	Rs.
..
..
..
..
..
..
..
..
697	2,72,400	274	1,17,600	243	94,000
1	500	1	500
118	4,700	90	5,900	101	2,200
86	..	59	..	30	..
..
..
2,507 (12)	6,67,450	1,212 (10)	3,92,050	867 (3)	2,70,575
..

STATEMENT

SHOWING QUANTITY AND VALUE OF CROPS IRRIGATED IN THE

	Krishna Canal		Chikhali Canal	
	Area irrigated	Estimated Value	Area irrigated	Estimated Value
	Acres	Rs.	Acres	Rs.
Gardens and Orchards—				
Vegetables	6	2,160	7	2,520
Fruits and other trees	3	900
Sugarcane	1,437	35,92,500
Cereals—				
Wheat	2,003	5,00,000	67	17,500
Barley
Rice	1,183	9,46,400	1	400
Maize	180	10,800	11	8,800
Jowar	225	21,500	34	24,000
Chino, Ragi, Rala, Wara
Bajri	1	400
Miscellaneous
Pulses—				
Gram, Udid, Mug	510	1,63,200	9	2,980
Tur
Peas
Ground-nut
Miscellaneous
Fodder Crops—				
Fodder	25	5,000
Lucerne, etc.

III-E

MAHARASHTRA AREA OF THE STATE OF BOMBAY DURING THE YEAR 1959-60

Ashti Tank		Pathri Tank		Mhaswad Tank	
Area irrigated	Estimated Value	Area irrigated	Estimated Value	Area irrigated	Estimated Value
Acres	Rs.	Acres	Rs.	Acres	Rs.
2	1,000	2	1,000
..	..	3	1,800	5	3,000
..	4	4,000
342	1,02,600	82	24,600	137	41,100
..
205	82,000	17	6,800	67	26,800
18	3,600	109	21,800
2,132	6,39,600	632	1,89,600	5,742	17,22,600
..
9	1,800	1	200	795	1,59,000
..
258	77,400	101	30,300	111	33,300
..
624	1,87,200	9	2,700	1,618	4,85,400
..
63	18,900	337	1,01,100
..

STATEMENT

SHOWING QUANTITY AND VALUE OF CROPS IRRIGATED IN THE

	Krishna Canal		Chikhali Canal	
	Area irrigated	Estimated Value	Area irrigated	Estimated Value
	Acres	Rs.	Acres	Rs.
Fibres—				
Cotton
Tag (Hemp)	239	48,000
Dyes
Drugs and Narcotics—				
Tobacco	4	1,440
Bhang
Oil-seeds—				
Mustard, Sesam
Linseed, Castor oil
Condiments—				
Chilly and Onions	178	64,080	92	32,800
Garlic, Turmeric and Methi	540	8,10,000	82	1,23,000
Miscellaneous
Land insufficiently irrigated	1,444
Land assessed but not irrigated
Areas assessed under penalties for water taken out of turn, waste of water, etc.
Total	7,977	61,65,980	304	2,12,400
Area on which consolidated assessment is levied.

III-E

MAHARASHTRA AREA OF THE STATE OF BOMBAY DURING THE YEAR 1959-60

Ashti Tank		Pathri Tank		Mhaswad Tank	
Area irrigated	Estimated Value	Area irrigated	Estimated Value	Area irrigated	Estimated Value
Acres	Rs.	Acres	Rs.	Acres	Rs.
..	..	1	1,000	46	46,000
7	2,800	3	1,200
..
7	3,500
..
..
..
1	300	62	18,600	4	1,200
..
..
..
442	..	164	..	1,183	..
31	117	..
4,141	11,20,700	1,074	2,76,600	10,278	26,46,500
..

STATEMENT

SHOWING QUANTITY AND VALUE OF CROPS IRRIGATED IN THE

	Nira Right Bank Canal Br. No. III		Bhadalwadi Tank	
	Area irrigated	Estimated Value	Area irrigated	Estimated Value
	Acres	Rs.	Acres	Rs.
Gardens and Orchards—				
Vegetables
Fruits and other trees
Sugarcane	4	2,000
Cereals—				
Wheat	41	8,200
Barley
Rice	21	8,400	1	500
Maize	28	5,600	3	600
Jowar	522	1,04,400
Chino, Ragi, Rala, Wara
Bajri	128	25,600	1	200
Miscellaneous
Pulses—				
Gram, Udid, Mug
Tur	3	600
Peas
Ground-nut	255	76,500	2	800
Miscellaneous
Fodder Crops—				
Fodder	31	9,300	51	30,600
Lucerne, etc.

III-E

MAHARASHTRA AREA OF THE STATE OF BOMBAY DURING THE YEAR
1959-60

Lower Panzara River Works		Radhanagari Hydro Electric Works		Revari Canal	
Area irrigated	Estimated Value	Area irrigated	Estimated Value	Area irrigated	Estimated Value
Acres	Rs.	Acres	Rs.	Acres	Rs.
9	5,686	30	18,000
203	28,225	2	1,400
7	6,300	14,582	4,91,64,000
1,619	2,28,225	250	50,000	53	18,550
..	2	900
20	2,809	484	1,93,600	63	18,900
..	..	64	25,600
10	1,650	314	94,828
..
..
..
40	5,900	30	9,660
..
2	200
..
..
6	1,200	238	1,19,000
12	3,900

STATEMENT

SHOWING QUANTITY AND VALUE OF CROPS IRRIGATED IN THE

	Nira Right Bank Canal Br. No. III		Bhadalwadi Tank	
	Area irrigated	Estimated Value	Area irrigated	Estimated Value
	Acres	Rs.	Acres	Rs.
Fibres—				
Cotton	17	17,000	261	1,04,400
Tag (Hemp)
Dyes
Drugs and Narcotics—				
Tobacco
Bhang
Oil-seeds—				
Mustard, Sesam
Linseed, Castor oil
Condiments—				
Chilly and Onions
Garlic, Turmeric and Methi
Miscellaneous
Land insufficiently irrigated
Land assessed but not irrigated	76	..	186	..
Areas assessed under penalties for water taken out of turn, waste of water, etc.
Total	556	1,42,400	1,075	2,52,300
Area on which consolidated assessment is levied.

STATEMENT

SHOWING QUANTITY AND VALUE OF CROPS IRRIGATED IN THE

	Upper Man River Works		Yerla River Works	
	Area irrigated	Estimated Value	Area Irrigated	Estimated Value
	Acres	Rs.	Acres	Rs.
Gardens and Orchards—				
Vegetables..
Fruits and other trees
Sugarcane	4	6,750
Cereals—				
Wheat	31	3,875	836	1,67,100
Barley
Rice	10	2,050	110	45,300
Maize
Jowar	582	5,24,475	2,550	8,16,000
Chino Ragi Rala, Wara
Bajri	170	23,009	8	1,032
Miscellaneous
Pulses—				
Gram, Udid, Mug	88	8,850	948	1,18,437
Tur
Peas
Ground-nut	35	7,100	44	18,700
Miscellaneous
Fodder Crops—				
Fodder
Lucerne, etc.

III-E

MAHARASHTRA AREA OF THE STATE OF BOMBAY DURING THE YEAR
1959-60

Mayani Tank		Budhial Tank		Ranand Tank	
Area irrigated	Estimated Value	Area irrigated	Estimated Value	Area irrigated	Estimated Value
Acres	Rs.	Acres	Rs.	Acres	Rs.
..	..	3	1,500
..
..
20	5,000	46	13,800	72	14,350
..
5	1,250	14	2,850
..	2	160
788	3,15,200	1,910	5,73,000	614	1,84,125
..
4	800	42	8,400	411	82,300
..
265	39,750	4	1,200	100	10,125
..
..
8	2,000	1,836	5,50,800	83	50,100
..
..	..	248	74,400	20	1,450
..

STATEMENT

SHOWING QUANTITY AND VALUE OF CROPS IRRIGATED IN THE

	Upper Man River Works		Yerla River Works	
	Area irrigated	Estimated Value	Area irrigated	Estimated Value
	Acres	Rs.	Acres	Rs.
Fibres—				
Cotton	10	3,000
Tag (Hemp)
Dyes
Drugs and Narcotics—				
Tobacco
Bhang
Oil-seeds—				
Mustard, Sesam
Linseed, Castor oil
Condiments—				
Chilly and Onions	157	54,862
Garlic, Turmeric and Methi	13	1,300	550	27,500
Miscellaneous
Land insufficiently irrigated
Land assessed but not irrigated	3	..	10	..
Areas assessed under penalties for water taken out of turn, waste of water, etc.	21	..
Total	942	5,73,659	5,238	12,55,681
Area on which consolidated assessment is levied.

III-E

MAHARASHTRA AREA OF THE STATE OF BOMBAY DURING THE YEAR
1959-60

Mayani Tank		Budhial Tank		Ranand Tank	
Area irrigated	Estimated Value	Area irrigated	Estimated Value	Area irrigated	Estimated Value
Acres	Rs.	Acres	Rs.	Acres	Rs.
..	..	162	1,62,000	70	21,000
..	..	13	5,200
..
..
..
..
..	20	3,800
35	24,500	2	600
16	6,400	30	6,000
..
..
160	..	1,080	..	7	..
..
1,301	3,94,900	5,346	13,90,900	1,443	3,76,260
..

STATEMENT

SHOWING QUANTITY AND VALUE OF CROPS IRRIGATED IN THE

	Purmepada Tank		Sayyadnagar Bandhara	
	Area irrigated	Estimated Value	Area irrigated	Estimated Value
	Acres	Rs.	Acres	Rs.
Gardens and Orchards—				
Vegetables	1	100
Fruits and other trees
Sugarcane
Cereals—				
Wheat	1,637	1,63,450	525	86,200
Barley
Rice	340	24,340
Maize	3	300	1	50
Jowar	17	1,905
Chino, Ragi, Rala, Wara
Bajri	161	7,450
Miscellaneous	2	225
Pulses—				
Gram, Udid, Mug	133	13,100	10	970
Tur
Peas
Ground-nut	183	15,640
Miscellaneous
Fodder Crops—				
Fodder
Lucerne, etc.	3	325

iii-E

MAHARASHTRA AREA OF THE STATE OF BOMBAY DURING THE YEAR
1959-60

Nasik Canals						Shirsuphal Tank	
Nasik Right Bank Canal		Nasik Left Bank Canal		Shirsuphal Tank			
Area irrigated	Estimated Value	Area irrigated	Estimated Value	Area irrigated	Estimated Value		
Acres	Rs.	Acres	Rs.	Acres	Rs.		
49	18,207	299	74,942	1	300		
11	..	57	28,787		
..	..	9	4,762	7	3,500		
..		
226	28,290	352	42,393	55	16,500		
..		
6	13,180	43	8,630	14	7,000		
..	12	2,400		
21	1,618	363	27,992	495	99,000		
..		
24	1,970	1	60	30	6,000		
..		
..	..	196	19,547		
102	10,022	3	600		
2	400		
..	..	4	485	19	7,600		
..		
..	22	13,200		
9	3,467	164	55,565		

STATEMENT

SHOWING QUANTITY AND VALUE OF CROPS IRRIGATED IN THE

	Purmepada Tank		Sayyadnagar Bandhara	
	Area irrigated	Estimated Value	Area irrigated	Estimated Value
	Acres	Rs.	Acres	Rs.
Fibres—				
Cotton	188	36,900	21	5,935
Tag (Hemp)
Dyes
Drugs and Narcotics—				
Tobacco
Bhang
Oil-seeds—				
Mustard, Sesam
Linseed, Castor-oil	1	180
Condiments—				
Chilly and Onions	10	1,350	1	60
Garlic, Turmeric and Methi
Miscellaneous	13	..
Land insufficiently irrigated
Land assessed but not irrigated	552	..	90	..
Areas assessed under penalties for water taken out of turn, waste of water, etc.	20	..	21	..
Total ..	2,550	2,15,930	1,383	1,42,550
Area on which consolidated assessment is levied.

STATEMENT

SHOWING QUANTITY AND VALUE OF CROPS IRRIGATED IN THE

	Mosam River Weir Works Jamda (Right Bank) Canal			
	Area irrigated		Estimated Value	
	Acres	Rs.	Acres	Rs.
Gardens and Orchards—				
Vegetables	1	150	12	1,200
Fruits and other trees	512	2,56,000
Sugarcane	6	3,240	85	17,000
Cereals—				
Wheat	156	31,200	1,242	24,200
Barley
Rice	243	36,450
Maize
Jowar	8	600
Chino, Ragi, Rala, Wara
Bajri	729	7,300
Miscellaneous
Pulses—				
Gram, Udid, Mug	37	7,400	309	3,090
Tur
Peas
Ground-nut	19	4,700	1	500
Miscellaneous
Fodder Crops—				
Fodder	12	1,200
Lucerne, etc.	1	1,000

STATEMENT

SHOWING QUANTITY AND VALUE OF CROPS IRRIGATED IN THE

	Mosam River Weir Works		Jamda (Right Bank) Canal	
	Area irrigated	Estimated Value	Area irrigated	Estimated Value
	Acres	Rs.	Acres	Rs.
Fibres—				
Cotton	15	7,500	484	2,42,000
Tag (Hemp)
Dyes
Drugs and Narcotics—				
Tobacco
Bhang
Oil-seeds—				
Mustard, Sesam
Linseed, Castor-oil
Condiments—				
Chilly and Onions	21	20,200
Garlic, Turmeric and Methi	1	500
Miscellaneous
Land insufficiently irrigated
Land assessed but not irrigated	457	..
Areas assessed under penalties for water taken out of turn, waste of water, etc.
Total ..	964	62,490	3,387	6,02,940
Area on which consolidated assessment is levied.

STATEMENT

SHOWING QUANTITY AND VALUE OF CROPS IRRIGATED IN THE

							Grand Total	
							Area irrigated	Estimated Value
							Acres	Rs.
Gardens and Orchards—								
Vegetables	2,836	16,55,970
Fruits and other trees	5,399	74,49,302
Sugarcane	76,585 (32,386)	14,02,72,737
Cereals—								
Wheat	36,304	77,65,948
Barley	2	900
Rice	13,743	51,09,647
Maize	603	1,13,909
Jowar	1,31,255	2,31,79,019
Chino, Ragi, Rala, Wara
Bajri	26,184	35,86,049
Miscellaneous	1,136	40,850
Pulses—								
Gram, Udid, Mug	17,874	34,58,079
Tur	6,313	11,99,872
Peas	4	600
Ground-nut	17,828	45,09,733
Miscellaneous	109	..
Fodder Crops—								
Fodder	5,477	12,37,550
Lucerne, etc.	2,849	19,46,222

RASHTRA AREA OF THE STATE OF BOMBAY DURING THE YEAR

		Grand Total	
		Area irrigated	Estimated Value
		Acres	Rs.
Fibres—			
Cotton	12,924	79,72,335
Tag (Hemp)	5,885	5,82,940
Dyes
Drugs and Narcotics—			
Tobacco	46	17,490
Bhang
Oil-seeds—			
Mustard, Sesam	4	400
Linseed, Castor-oil	21	3,980
Condiments—			
Chilly and Onions	3,273	12,26,559
Garlic, Turmeric and Methi	2,627	13,32,796
Miscellaneous	738	99,010
Land insufficiently irrigated	5,306	..
Land assessed but not irrigated	15,750	..
Areas assessed under penalties for water taken out of turn, waste of water, etc.		299	..
Total		3,91,265 *(32,386)	21,27,61,897
Land on which consolidated assessment is levied	.. .	2,290	..

*Figures in brackets stand for overlap sugarcane.

NOTE.—(i) The Government of Gujrat, P. W. D. 'Ahmedabad informed ur. letter No. P-3/9309-81951-P dated 1-11-1963, that the Government of Mal can get the I. A. Report for 1959-60 printed as due to several administrative ch has not been possible for that Government to compile the Irrigation Administratic port pertaining to the year 1959-60. Barring the information for works in Gujarat area in A. G.'s statements I-C' I-B' III-C' IV-C and II-C for 1959-60 furnished by the main officer of Accountant General, Bombay, the information for works in Gujarat area of Bombay State could not be included in paras 1 to 13 of General Remarks and 'in I-A' II-E' II-A' F' IV-E' H and III-E statements for 1959-60 in this Report, for the reasons furnished by the Government of Gujarat, P. W. D.' as stated above.

(ii) Capital outlay to end of 1959-60 appearing in the statement against Khadakvasla Project, Tarai Bandhara, Urmadi Bandhara and Pushpavati Bandhara exclude the outlay incurred on these schemes prior to 1957-58.