



Government of Bombay
Public Works Department

Irrigation Administration Report State of Bombay

Part II—Administrative Accounts and Statistical Statements

For the Year 1952-53

BOMBAY

PRINTED AT THE GOVERNMENT CENTRAL PRESS

Obtainable from the Government Publications Sales Depot, Institute of Science Building, Fort, Bombay (for purchasers in Bombay City); from the Government Book Depot, Charni Road Gardens, Bombay 4 (for orders from the mofussil) or through the High Commissioner for India, India House, Aldwych, London W.C.2 or through any recognized Bookseller.

Price—Rs. 4.17 or 7s.

1957

IRRIGATION ADMINISTRATION REPORT OF THE STATE OF BOMBAY.

Part II—Administrative Accounts and Statistical

GENERAL.

A.—DETAILS OF DIRECT EXPENDITURE

1. In the year 1952-53 the direct expenditure (including collection charges) on all Irrigation Works in the State of Bombay amounted to Rs. 436 lakhs compared with Rs. 406 lakhs in the previous year, and Rs. 306 lakhs, the average.* The total is classified as follows :—

	Amount. Rs.
Works	2,81,84,952
Extensions and Improvements	18,90,198
Repairs	41,20,024
Establishment (including pensionary charges)	77,35,262
Tools and Plant	4,60,636
Other Charges	2,43,366
Suspense Account	20,58,088
Grant-in-aid	7,500
Deduct—	
Receipts and recoveries on Capital Account	- 2,67,956
Amount transferred from Sugar Cane Cess Fund	- 8,01,384
Total	4,36,30,686

2. The distribution of the above expenditure under several Irrigation heads is given below :—

	Amount. Rs.
Capital Account—	
Productive Works	1,17,02,765
Unproductive Works	1,55,84,210
Revenue Account—	
Productive Works	69,739
Unproductive Works	34,38,505
Works for which no Capital Accounts are kept—	
Irrigation Works	1,16,22,840
Contributio Works	24,096
Miscellaneous Expenditure	2,98,318
18-B, Navigation, Embankment—	
Works	8,86,810
Miscellaneous expenditure	3,403
Famine Relief Outlay on Irrigation Works	Nil.
Grand Total	4,36,30,686

* In this Report wherever the "average" is referred to, it is the average of the last three years.

B.—FIGURES FOR WORKS FOR WHICH CAPITAL ACCOUNTS ARE KEPT.

3. The receipts on Capital Irrigation Works compared with the year's working expenses show a profit of Rs. 62,13,663. If, however, interest charges on works in operation are taken into account, the results show a profit of Rs. 9,63,293.

Class of Works.	Direct receipts.	Indirect receipts.	Total direct and indirect receipts.	Direct Expenditure.		Total.
				Capital.	Working expenses (including the share of collection charges).	
	Rs.	Rs.	Rs.	Rs.	Rs.	Rs.
WORKS FOR WHICH CAPITAL ACCOUNTS ARE KEPT.						
Productive ..	4,07,285	9,396	4,16,681	1,17,02,765	69,739	1,17,72,504
Unproductive ..	92,95,705	9,521	93,05,226	1,55,81,210	34,38,505	1,90,22,715
Grand Total ..	97,02,990	18,917	97,21,907	2,72,86,975	35,08,244	3,07,95,219
Total average ..	69,12,377	19,136	69,31,513	2,20,05,166	37,01,999	2,57,07,165

4 The area irrigated by works for which capital accounts are kept was 4,60,330 acres showing a decrease of 3,034 acres compared with the average. The details of area irrigated and estimated value of crops are given below :—

	Area irrigated.			Value of crops.		
	1952-53	Average.	Difference.	1952-53.	Average.	Difference.
WORKS FOR WHICH CAPITAL ACCOUNTS ARE KEPT	Acres.	Acres.	Acres.	Rs.	Rs.	Rs.
Productive ..	11,565	10,723	+842	12,85,221	1,15,52,811	-2,67,590
Unproductive ..	4,48,765	4,52,641	-3,876	13,27,54,624	14,39,96,882	-1,12,42,258
Total ..	4,60,330	4,63,364	-3,034	13,40,39,845	14,55,49,693	-1,15,09,848

C.—FIGURES FOR WORKS FOR WHICH NO CAPITAL ACCOUNTS ARE KEPT.

5. These are either miscellaneous works or works for which neither Capital nor Revenue Accounts are kept. The receipts on these works are principally in the form of a share of the land revenue and are termed "Indirect" and as such are book credits, so that figures of revenue appearing in the Finance Accounts, as distinguished from the statistical statements in the Irrigation Administration Report, are very small, being for direct revenue only, viz., proceeds from sale of water, etc. The following statement gives a comparison of the figures for the year under report and the average :—

Class of Works.	Revenue.			Expenditure.	Net Revenue.
	Direct.	Indirect.	Total.		
	Rs.	Rs.	Rs.	Rs.	Rs.
Works for which no Capital Accounts are kept.
Total for 1952-53 .	11,02,305	6,52,223	17,54,528	1,16,22,340	—98,68,312
Average total .	5,35,423	6,14,638	11,50,061	43,03,688	—31,53,627
Miscellaneous Irrigation Expenditure.
Total for 1952-53	2,98,318	—2,98,318
Average total	3,92,571	—3,92,571
18 B, Navigation, etc. ..	5,110	5,110	8,90,213	—8,85,103
Grand total for 1952-53.	11,07,415	6,52,223	17,59,638	1,28,11,371	—1,10,51,733

6. The following statement shows the details of the area irrigated and estimated value of crops :—

Class of Works.	Area irrigated.			Value of crops.		
	1952-53.	Average.	Difference	1952-53.	Average.	Difference.
	Acres.	Acres.	Acres.	Rs.	Rs.	Rs.
Works for which neither Capital nor Revenue Accounts are kept.	261,426	198,507	+62,919	5,30,40,333	4,06,54,640	+23,85,693

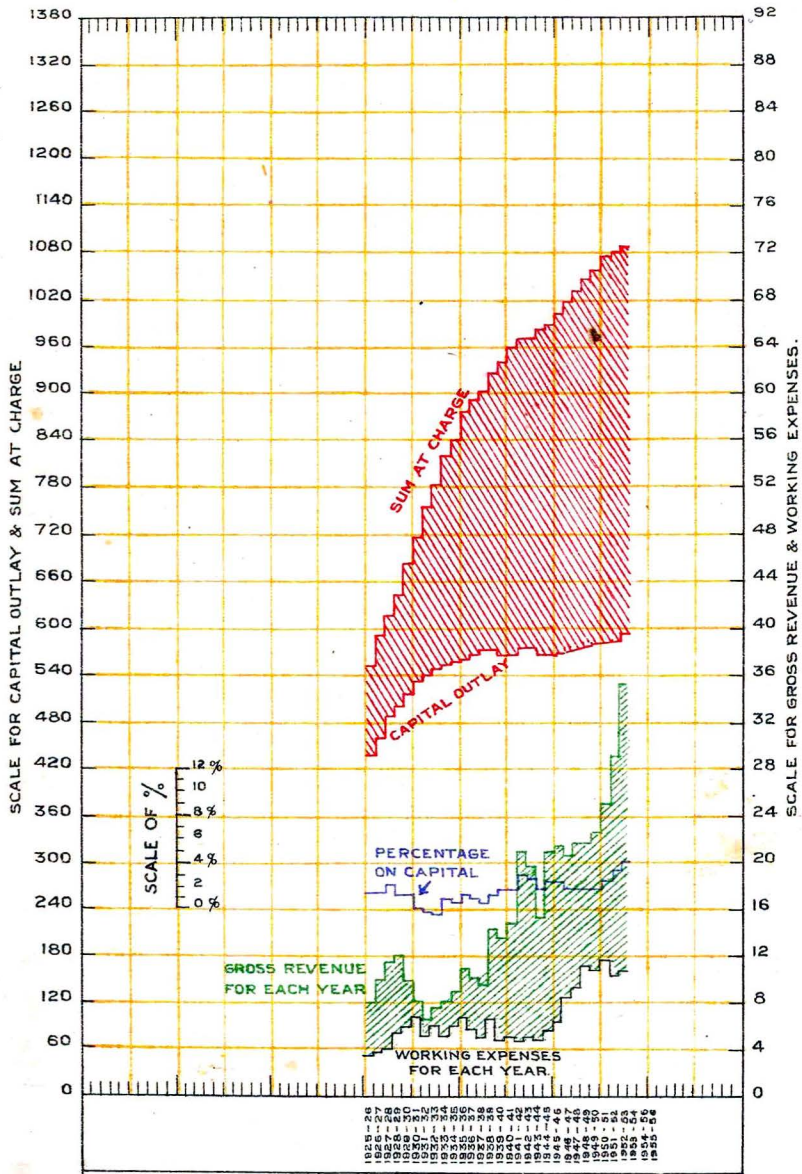
POONA IRRIGATION DIVISION

FINANCIAL RECORD FOR NIRA R.B.
AND L.B. CANALS.

UPTO THE YEAR 1952-1953

Rs. LAKHS

Rs. LAKHS



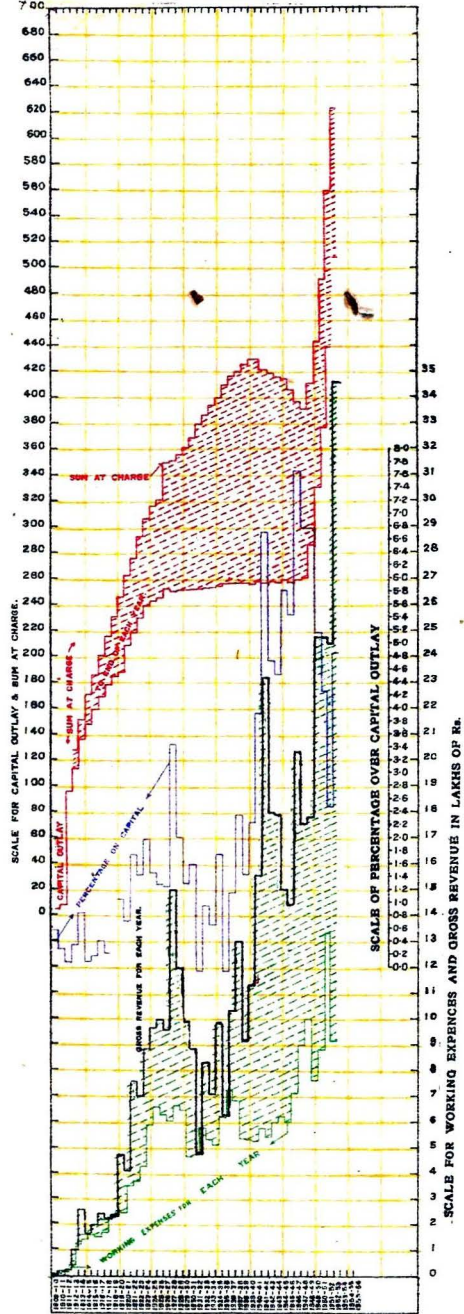
G.P.Z. P. POONA, 1955.

NOTE:--THE INTERCEPTS BETWEEN THE TWO RED LINES SHOW ARREARS OF INTEREST UNPAID UPTO THE END OF EACH YEAR WHICH BEING ADDED TO THE CAPITAL GIVES SUM AT CHARGE. THE INTERCEPTS BETWEEN THE BLACK AND GREEN LINES SHOW THE NET INCOME OF EACH YEAR.

[Signature]
11-2-55
EXECUTIVE ENGINEER
POONA IRRIGATION DIVISION

**AHMEDNAGAR DIVISION
GODAVARI & PRAVARA CANALS
COMBINED FINANCIAL RECORD
UP TO THE YEAR 1952-53**

LAKHS



THE INTERCEPT BETWEEN THE TWO RED LINES SHOWS ARREARS OF INTEREST UNPAID UP TO END OF EACH YEAR, WHICH BEING ADDED TO THE CAPITAL GIVES SUM AT CHARGE
THE INTERCEPT BETWEEN THE GREEN & BLACK LINES SHOWS THE NET INCOME EACH YEAR.

[Signature]
EXECUTIVE ENGINEER,
AHMEDNAGAR DIVISION.

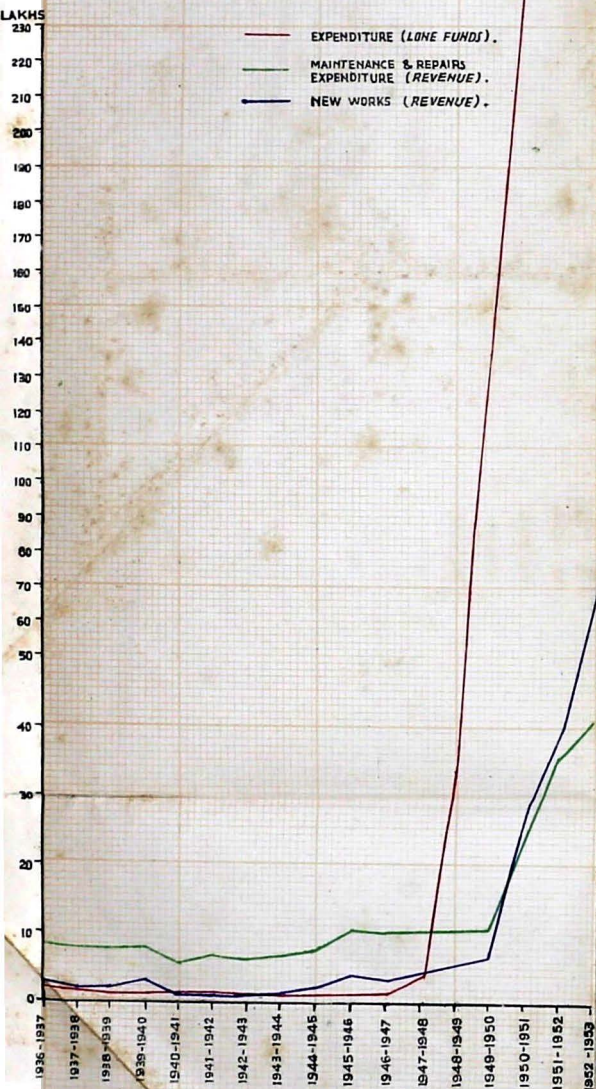
STATE OF BOMBAY DIAGRAM

SHOWING
EXPENDITURE ON IRRIGATION WORKS
IN THE PUBLIC WORKS DEPARTMENT
FROM
LOAN, FUNDS & REVENUE
1952-53

LAKHS

- EXPENDITURE (LOAN FUNDS).
- MAINTENANCE & REPAIRS
EXPENDITURE (REVENUE).
- NEW WORKS (REVENUE).

1936-1937
1937-1938
1938-1939
1939-1940
1940-1941
1941-1942
1942-1943
1943-1944
1944-1945
1945-1946
1946-1947
1947-1948
1948-1949
1949-1950
1950-1951
1951-1952
1952-1953



SECTION I.

Comprising Irrigation Works for which Capital and Revenue Accounts are kept.

GENERAL REMARKS.

1. *Works in operation.*—The following list includes all the works in operation (42 in number) during the year:—

Serial No	Name of work.	Area of four months crops which could be irrigated in normal years with a duty at the head of the canal of 120 acres for the monsoon and the rabi season, per cusec.	Whether supply is reliable or dependent on local rain	Whether storage works completed or proposed.	Remarks.
1	2	3	4	5	6
		Acres.			
1	Hathmati and Khari Cut Canal	24,000	Dependent on local rains.	No storage work Borkh Reservoir Chandola Tank and Wasai Reservoir completed as tail tanks.	The catchment of the Hathmati river is hilly, covered, partly with forest and that of the Khari is undulating ground with cultivated field. The supply depends upon the flow in the rivers, and the contents of the Borkh Reservoir, Chandola Tank and Wasai Reservoir.
2	Vijapur Tube Wells Scheme.	4,294	Reliable	,	This is a tube well scheme. There were 27 tube wells working during the year under report (21 pumps were working with electric energy and 6 with oil engines)
3	Jojwa and Wadhvana Irrigation System.	7,035	More or less reliable	No storage work above the Jojwa Head Works and Wadhvana Irrigation tanks on downstream and functions as a tail tank.	The river harnessed is the Orsang River, the catchment of which is hilly with medium forest.
4	Wangrolli Tank	3,400	Dependent on local rains.	Completed	The catchment is ordinary plain ground and cultivated fields.
5	Savli Tank	3,000	Do	Do	Ordinary catchment on undulating ground.
6	Tranza Nagrama Tanks.	800	Do	Do.	The Tranza Tank has no independent catchment. The Nagrama has a catchment of 1.5 square miles. Both are fed by the Matar Drainage channel which is not reliable as it seldom flows.
7	Futlao Tank	800	Do	Do	Hilly catchment
8	Nira Left Bank Canal including Shetphal Tank	1,00,000	Reliable	Lake Whiting (Lloyd Dam) completed	Ghat catchment
9	Nira Right Bank Canal	1,80,000	Do.	Do	Do
10	Mutha Canals including Matoba Tank.	49,000	Do.	Lake Pife completed	Do

Serial No.	Name of work.	Area of four months' crops which could be irrigated in normal years with a duty at the head of the canal of 120 acres for the monsoon and the rabi season per cusec.	Whether supply is reliable or dependent on local rain.	Whether storage works completed or proposed.	Remarks.
1	2	3	4	5	6
11	Godavari Right Bank Canal	44,000	Reliable	Lake Beale completed.	Ghat catchment.
	Godavari Left Bank Canal.	26,000			
12	Girna Left Bank Canal.	9,000	Do.	Chankapur Tank completed.	Do.
13	Kadwa River works- Palkhed Canal .	7,689	Do.	Waghad Tank completed.	Do.
	Ojhar Tambat Canal				
	Wadali Canal .				
14	Pravara Right Bank Canal.	18,480	Do.	Lake Arthur Hill (Wilson Dam) completed.	Do.
	Pravara Left Bank Canal.	64,080			
15	Bhatodi Tank ..	1,451	Dependent on local rains.	Completed	Deccan catchment.
16	Parsul Tank .	1,440	Do.	Do.	Do.
17	Shirsuphal Tank .	1,150	Do.	Do.	Do.
18	Bhadalvadi Tank ..	1,123	Do.	Do.	Do.
19	Ekrak Tank .	18,070	Do.	Do.	Do.
20	Mhaswad Tank .	14,000	Do.	Do.	Do.
21	Ashti Tank .	3,382	Do.	Do.	Do.
22	Pathri Tank ..	2,094	Do.	Do.	Hilly catchment.
23	Jamda Canals .	42,000	Girna river supply not reliable.	Water is issued from the Chankapur dam	Ghat catchment for a small part and for the rest Deccan catchment.
24	Mhawsa Tank ..	3,256	Do.	Do.	Do.
25	Shahada Channel .	2,000	Reliable	No storage work	Hilly catchment supply is perennial.
26	Lower Panzra River works	8,173	Panzra river supply not reliable.	Mukti tank completed.	Ghat catchment for one part and Deccan catchment for the rest.
27	Krishna Canal ..	6,412	Reliable	Proposed	Ghat catchment.
28	Rewari Canal ..	439	Dependent on local rains.	No storage work	Deccan catchment.
29	Upper Man River Works	373	Do.	Pingli tank completed.	Do.
30	Yerla River Irrigation works	1,182	Do.	Nehr Tank completed.	Do.
31	Chikhli Canal ..	358	Do.	No storage work	Do.
32	Mamni Tank ..	455	Do.	Completed	Do.
33	Gokak Canal (section and storage works.	17,627	Reliable (fed by the Ghataprabha river)	Do.	Ghat catchment.

Serial No.	Name of work.	Area of four months' crops which could be irrigated in normal years with a duty at the head of the canal of 120 acres for the monsoon and the rabi season per cusec	Whether supply is reliable or dependent on local rain.	Whether storage works completed or proposed.	Remarks.
1	2	3	4	5	6
		Acres			
34	Gadikeri Tank ..	423	Dependent on local rains.	Completed ..	Deccan catchment.
35	Muchkundi Tank ..	750	Do. ..	Do. ..	Do.
36	Dambal Tank ..	581	Do. ..	Do.	Do.
37	Medleri Tank .	443	Do. .	Do. ..	Do.
38	Madag Tank .	1,345	Reliable ..	Do. ..	Ghat catchment.
30	Asundi Tank .	526	Dependent on local rains.	Do. ..	Deccan catchment.
40	Dharma Canal ..	9,100	Fairly reliable ..	Proposed ..	Ghat catchment.
41	Mavinkop Tank ..	735	Dependent on local rains.	Completed ..	Forest catchment.
42	Ghataprabha L. B. Canal 0-3 miles.	750	Reliable ..	The existing Dhupdal storage is common to Gokak canal and Ghataprabha L. B. Canal.	Ghat catchment.

Ekruk tank, Gadikeri tank, Mavinkop tank and Shahada channel are the only productive works and the rest are unproductive.

5. The interest account for the year under report was as follows :—

	Productive works.	Unproductive works.	Total.
1	2	3	4
	Rs.	Rs.	Rs.
Total interest charges during 1952-53 ...	46,361	60,83,844	61,30,205
Net Revenue realised during 1952-53 ...	3,46,867	58,93,359	62,40,225

Net gain, i.e. difference between net revenue and interest is as under :—

	Rs.
1952-53	1,10,020

6. The financial results of the year under report by main heads were as under :—

Year.	Area irrigated.	Revenue realised.			Working Expenses	Net Revenue
		Direct receipts.	Share of land revenue	Total.		
1952-53—	Acres	Rs	Rs	Rs.	Rs.	Rs.
Productive ..	11,565	4,07,285	9,597	4,16,882	70,015	3,46,867
Unproductive .	(c) 5,29,062	92,99,670	32,413	93,32,083	34,38,725	58,93,358
Total	(c) 5,40,627	97,06,955	42,010	97,48,965	35,08,740	62,40,225

(c) Includes 144 acres under consolidated assessment

The gross revenue and the net revenue during the year 1952-53 show an increase of Rs. 23,22,058 and Rs. 27,18,098 respectively, as compared with the figures for the previous year.

7. *Area irrigated, Revenue, etc.*—The figures of the area irrigated, the revenue assessed and realised and the working expenses during the year 1952-53 as compared with those of the previous three years, are given below :—

Year	*Area irrigated.	Revenue.		Working expenses	
		assessment	Realisation.		
	Acres	Rs	Rs.	Rs.	
1949-50	4,68,762	66,50,109	64,65,708	31,40,460
1950-51	4,73,402	70,55,732	69,22,947	40,75,857
1951-52	4,65,969	83,88,136	74,26,907	30,04,780
Average ..	.	4,69,378	73,64,659	69,38,519	37,10,035
1952-53 .	.	5,40,627	99,23,712	97,38,965	35,08,740

* Inclusive of the area under consolidated water and land assessment.

8. The gross area under command was 15,45,752 acres during the year 1952-53, against 15,44,122 acres during the previous year. The area irrigable was 6,65,288 acres during 1952-53 as compared with 6,68,210 acres, for the previous year.

9. The state of Revenue collections was as follows :—

		<i>1952-53.</i>		Rs.
Balance of demands unrealised at the commencement of the year 1952-53				27,88,424
Demands of the year 1952-53—				
		Rs.		
Rabi	1951-52 ...	22,03,696		
Kharif	.. 1952-53 ...	62,78,565		
Miscellaneous receipts	...	17,88,039		1,02,70,300
			Total ..	1,30,58,724
<i>Deduct—</i>				
Remission			35,579
			Net total ..	1,30,23,145
Amount unrealised at the close of year 1952-53 ...				34,60,197
Actual receipts of the year 1952-53		95,65,806	
<i>Add—</i>				
Share of land revenue	42,010		96,07,816
<i>Deduct—</i>				
Refunds of revenue
Revenue realised			96,07,816

The remissions and refunds together amounted to Rs. 35,579 during the year 1952-53 as compared with Rs 50,895 during the previous year.

Unrealised irrigation revenue at the close of the year 1952-53 amounted to Rs. 34,60,197 only, major items of which are shown below :—

		1952-53
		Rs.
Ekruk Tank	92,315
Vijapur Tube Wells	27,120
Hatmati and Khari Cut Canals	25,673
Bhadalwadi Tank	2,479
Krishna Canal	77,700
Ashti Tank	43,911
Lower Panjhra River Works	13,820
Yerla River Irrigation Works	7,644
Parsul Tank	5,594
Mutha Canals and Matoba Tank	1,98,504
Shahada Channel	7,985

				1952-53
				Rs.
Mhaswad Tank	1,21,636
Jamda Canals	47,555
Nira Left Bank Canal and Shetphal Tank	6,49,086
Girra Canal	2,49,391
Kadwa Canals	99,600
Godavari Canals	2,30,260
Nira Right Bank Canal	5,44,361
Pravara Canals	8,82,047
Gokak Canals	66,364
Other Works	67,152
Total				34,60,197

10. *Working Expenses.*—The working Expenses of the year 1952-53 amounted to Rs. 35,08,740 as compared with Rs. 39,04,780 during the previous year. The following table compares the charges under the principal heads during the year 1952-53 with those of the previous three years.

	1949-50.	1950-51.	1951-52.	1952-53.
	Rs.	Rs.	Rs.	Rs.
Works	3,26,521	7,54,619	5,06,868	1,35,001
Repairs	9,67,641	9,98,766	11,18,044	11,57,197
Establishment	18,06,883	22,72,642	22,37,055	21,82,987
Tools and Plant	19,365	25,142	23,731	19,310
Post-War Reconstruction Programme	7,485
Total in Public Works Department	31,27,895	40,51,169	38,85,693	34,94,475
Collection Charges	8,574	12,045	3,843(b)
Indirect Charges	13,000	16,901	15,239	14,265
Total Working Expenses	31,49,469	40,75,857	39,04,780	35,08,740

(b) Collection charges are included under establishment.

11. *Details of Working Expenses.*—The following table gives the details of working expenses for some of the principal works :—

Name of work.	Year.	Average incidence of water rate per acre.	Cost of measurement.		Working expenses in the Public Works Department.	
			Total cost.	Per Acre.	Per mile of canal.	Per acre irrigated.
1	2	3	4	5	6	7
Nira Left Bank Canal and Shetphal Tank.	1952-53	20 5	7,300	Rs a. p. 0 1 5	Rs. 1,639	Rs. 5.4
Pravara Canals ...	1952-53	22 9	Not given.	0 1 3	1,793	5.1
Girna Canal ...	1952-53	18.2	Do.	0 1 2	2,778	6 0
Godavari Canals ...	1952-53	26.6	Do.	0 1 7	2,027	8 0
Mutha Canals including Matoba Tank.	1952-53	54 4	Do.	0 1 9	1,517	18.4
Kadwa River Works ...	1952-53	28 2	Do.	0 1 5	2,288	26.6
Nira Right Bank Canal ...	1952-53	23.5	7,678	0 1 6	1,258	9.4
Mhaswad Tank ...	1952-53	3 9	484	0 1 2	3,954	9
Krishna Canal ...	1952-53	7.18	4,409	0 9 9	729	6 09
Jamda Canals ...	1952-53	12	3,700	0 8 0	2,221	12
Yerla River Works ...	1952-53	7.26	2,168	0 8 3	1,099	9.68
Ashti Tank ...	1952-53	7.55	170	0 2 6	1,888	37
Ekruk Tank ...	1952-53	7.77	388	0 0 10	970	6
Dambal Tank ...	1952-53	3.73	631 19	3 56
Gokak Canal 1st Section and Storage Works.	1952-53	6 47	2,976	0 3 0	968	3.07
Dharma Canal ...	1952-53	6 18	867	0 12 0	385 74	1.21
Hatmati and Khari Cut Canals.	1952-53	8 65	No extra- ment was ed.	establish- maintain- ed.	1,550	4.75
Vijapur Tube Wells ...	1952-53	47.26	Do.	do.	2,849 per tube well.	27.5
Medleri Tank ...	1952-53	7 34	193.79	4.04
Madag Tank ..	1952-53	5 30	505.11	5.61
Asundi Tank ...	1952-53	7.45	177.16	4.40

12. *Gross Assessed Revenue.*—The gross assessed revenue, direct and indirect amounted to Rs. 99,94,982 during 1952-53 as compared with Rs. 83,83,136 in the previous year. The details of the gross assessment are as under :—

1	Direct revenue.			Indirect revenue.	Total.
	Water rate	Other receipts	Total.		
2	3	4	5	6	
Productive, 1952-53 ...	1,05,920	3,01,365	4,07,285	9,597	4,16,882
Unproductive, 1952-53 ...	90,61,263	4,61,782	95,23,045	55,055	95,78,100
Total, 1952-53	91,67,183	7,63,147	99,30,330	64,652	99,94,982

The net assessed revenue of the year 1952-53 after deducting working expenses (Rs. 35,08,740) amounted to Rs. 64,86,242 as compared with Rs. 46,03,896 during the previous year.

13. The following table gives the percentage return earned during the year 1952-53 on capital outlay on the principal works in operation :—

Name of work	Year	Total capital outlay (direct and indirect).	Gross receipts (direct and indirect)	Working expenses (direct and indirect).	Net revenue.	Percentage return on capital outlay.
1	2	3	4	5	6	7
Ekruk Tank	1952-53	13,40,386	3,71,242	47,188	3,40,089	25.37
Hathmati and Khari Cut Canals	1952-53	13,18,729	1,02,328	93,005	9,323	0.7
Nira Left Bank Canal and Shetphal Tank	1952-53	1,53,51,457	15,17,179	4,22,826	10,94,353	7.1
Nira Right Bank Canal	1952-53	4,26,06,162	20,37,995	6,89,727	13,68,268	3.2
Mutha Canals and Matoba Tank.	1952-53	70,19,168	8,02,451	2,80,879	5,41,572	7.7
Godavari Canals	1952-53	3,52,64,513	17,06,766	4,74,434	12,32,332	3.5
Chankapur Tank-Gurna Canal.	1952-53	20,79,541	3,17,952	1,09,469	2,08,483	10.2
Kadwa River Works	1952-53	10,35,876	1,33,170	87,169	46,001	4.4
Pravara River Works	1952-53	1,55,54,793	17,42,781	4,55,487	12,87,294	8.3
Mhaswad Tank	1952-53	20,96,016	66,654	98,615	-31,961	..
Lower Panjhra River Works.	1952-53	4,63,621	35,791	2,08,185	-1,74,999	..
Gokak Canal	1952-53	15,79,513	1,44,565	49,916	94,649	5.99

14. The average water rate per acre of land actually irrigated during 1952-53 was as under :—

				1952-53
				Rs.
Productive works	6.75
Unproductive Works	10.26

15. The water rate assessments and other receipts during 1952-53 compared with those of the previous year were as under :—

				1951-52	1952-53
				Rs.	Rs.
Water rates	64,85,126	89,78,611	
Other receipts—					
Plantations	23,229	14,155	
Water power	14,313	14,313	
Water supply	2,66,840	2,33,997	
Miscellaneous	5,67,206	5,36,022	
Deduct refund	33,037	
Total other receipts				8,71,588	7,65,450
Share of land revenue				42,339	42,102
Grand total				73,99,053	97,86,163

16. *Crop acreages.*—The principal crop acreage irrigated during 1952-53 is given below :—

Crop acreage.					1952-53
				Acres.	
Garden and orchards	11,530
Sugarcane	47,107
Wheat	43,350
Rice	63,205
Jowar	1,23,238
Bajri	36,513
Gram etc.	32,106
Ground nut	13,790
Cotton	7,394
Condiments	4,933
Fodder	9,280
Miscellaneous	12,985

The total estimated value of the crops irrigated was Rs. 1,465.91 lakhs during the year 1952-53 as compared with Rs. 1,317.71 lakhs during the previous year.

*Statement showing expenditure on establishment in the Roads and Buildings and
and the percentage on the total outlay on works and*

Year.	Expenditure on Establishment in the Roads and			
	50—Civil Works—State.	52-A—Other revenue expenditure on Electricity Schemes.	81—Civil Works.	81-A—Capital outlay on Electricity Schemes.
1	2	3	4	5
	Rs	Rs.	Rs.	Rs.
1921-22	29,06,955
1922-23	20,14,640	8,34,450
1923-24	15,84,488	8,10,645
1924-25	16,89,892	12,25,632
1925-26	18,89,417	12,05,078
1926-27	25,30,286	5,97,486
1927-28	21,99,448	5,59,107
1928-29	22,40,393	6,56,713
1929-30 .. .	22,45,450	.. .	7,38,867
1930-31 .. .	25,51,711	1,80,139
1931-32	25,93,104	2,32,929
1932-33	23,74,603	71,981
1933-34	22,73,945	31,807
1934-35	21,88,729	37,278
1935-36	20,51,807	808
1936-37	23,14,593	619
1937-38	22,61,828	699
1938-39	20,85,355
1939-40	19,38,566
1940-41	17,79,944	66,927
1941-42	17,06,360	1,25,314
1942-43	16,15,325	1,23,070
1943-44 .. .	19,50,549	54,204
1944-45	26,11,951	4,59,745
1945-46	27,09,660	2,67,645	3,35,986	24,471
1946-47 .. .	47,37,693	96,224	1,27,563	3,30,768

*Represents the difference between the Establishment charges debited on the basis of estimated

the Irrigation and Electrical Branches of the P. W. D. from the year 1921-22 to 1952-53 repairs during that period in both the Branches.

Buildings Branch.

50—Civil Works— Central.	8—Military Works.	Deposit Works.	Total Establishment charges.	Percentage on the total outlay on works and repairs in the Roads and Buildings Branch.
6	7	8	9	10
Rs.	Rs	Rs.	Rs	
1,98,683	45,258	2,84,992	34,35,888	19.26
1,78,163	71,481	77,143	31,75,877	20.79
67,892	38,560	6,88,354	31,89,939	19.99
1,19,721	27,862	2,52,556	33,15,663	19.67
1,01,876	69,049	2,58,535	35,23,995	20.66
1,68,896	5,882	3,94,389	36,96,939	23.76
1,49,132	5,042	2,97,270	32,09,999	24.96
2,29,540	2,240	2,56,180	33,85,066	25.03
1,56,773	3,638	2,34,897	33,74,025	25.26
1,72,163	2,415	85,444	29,91,872	32.35
1,22,799	3,182	44,132	29,96,146	38.70
85,143	3,334	17,156	25,52,217	39.79
71,866	3,810	30,502	24,11,930	37.97
62,472	2,693	47,694	23,39,866	35.82
89,084	1,539	54,593	21,98,731	35.75
61,859	1,124	57,679	24,35,874	31.66
58,352	908	47,319	23,48,680	24.46
10,113	769	65,711	21,61,938	25.28
17,245	810	63,725	20,09,191	23.37
-11,702*	547*			
.....	79,566	19,26,437	22.98
..	28,924	18,60,598	15.41
.....	25,566	17,63,901	13.15
..	55,187	20,59,940	19.06
.	26,044	32,19,061	20.00
.	20,022	33,54,785	15.87
.....	15,033	53,07,281	31.82

figures and those on the basis of actuals to end of March final kept under suspense

Year.	Expenditure on Establishment			
	68—Construction of Irrigation, Navigation, Embankment and Drainage Works. 11	XVII—Works for which Capital accounts are kept. 12	18—Other Revenue Expenditure financed from Ordinary Revenue. 13	XLI—Receipts from Electricity Schemes—Hydro-Electric Schemes. 14
1	Rs.	Rs.	Rs.	Rs.
1921-22	11,53,734	13,85,960	6,68,651
1922-23	14,20,751	13,44,901	5,34,327
1923-24	21,87,793	14,43,222	5,22,013
1924-25	29,10,785	17,37,724	5,20,361
1925-26	32,21,647	17,99,343	5,19,228
1926-27	35,56,959	18,08,385	5,94,989
1927-28	36,98,956	19,20,773	7,80,312
1928-29	39,04,670	21,35,939	6,16,601
1929-30	42,26,873	21,08,302	6,18,312
1930-31	42,88,966	18,31,149	5,99,621
1931-32	40,37,972	16,34,011	5,18,627
1932-33	28,70,427	23,53,971	4,01,329
1933-34	17,60,090	29,83,531	5,14,407
1934-35	15,36,830	30,98,255	4,55,037
1935-36	1,37,301	8,66,576	1,73,501
1936-37	74,021	8,24,668	1,63,507
1937-38	68,679	7,70,784	1,27,039
1938-39	53,922	8,22,086	1,39,881
1939-40	37,362	7,77,209	1,14,778	1,422
1940-41	52,969	7,96,162	43,795	3,749
1941-42	26,714	7,47,287	42,317	1,884
1942-43	4,851	7,62,592	45,736	2,234
1943-44	4,697	7,12,336	47,375	2,269
1944-45	4,332	9,72,069	89,995	1,721
1945-46	9,257	12,37,183	1,15,532	2,782
1946-47	22,735	13,90,083	2,04,606	17,083

Note.—The percentage of the establishment charges on the cost of works and repairs in the Irrigation branch is largely that the establishment charges in the Irrigation Branch include the cost of special which has no connection with the execution of works and repairs, and that these charges also include control and distribution of water, which is debited in the accounts to "revenue management" and not "revenue management" are deducted from the total cost of Establishment in the Irrigation Branch rate per cent. in the R & B Branch is mainly due to decrease in outlay on "works" and works is reduced. A mere overall percentage on expenditure on works is inaccurate.

The figures from the year 1921-22 to 1934-35 pertain both to the Province of Bombay and Sind.

*Minus expenditure due to the write off of previous year's expenditure on which establishment

in the Irrigation Branch.

53—Capital Outlay on Electricity Schemes— Hydro- Electric Schemes.	Deposit Works.	Total Establishment Charges.	Percentage on the total outlay on works and repairs in the Irrigation Branch.	Total Establishment Charges in the Roads and Buildings and Irrigation Branches.	Percentage on the total outlay on works and repairs in the Roads and Buildings and Irrigation Branches.
15	16	17	18	19	20
Rs.	Rs.	Rs		Rs.	
.....	2,770	32,11,115	33 59	66,47,003	24·26
.....	1,993	33,01,972	32 22	64,77,849	25 38
.....	2,056	40,65,084	33 89	72,55,023	25·87
.....	492	51,75,362	28 73	84,91,025	24·35
.....	2,681	55,42,899	21 62	90,66,854	21·23
.....	3,207	59,63,540	30·56	96,60,479	27 54
.....	3,847	64,03,888	26 00	96,13,887	25 64
.. ..	2,750	66,59,960	25·51	1,00,45,026	25 35
.....	1,012	69,54,499	23·26	1,03,29,124	23 88
.....	1,734	67,21,470	21·60	97,13,342	24 06
.. ..	86	61,90,696	22·40	91,86,842	25·07
.....	680	56,26,407	23·54	81,78,624	31·30
... ..	48,960	53,06,988	40 41	77,18,918	39·61
.....	441	50,90,563	42·89	74,30,429	40·38
.....	61	11,77,339	89·46	33,76,070	45·21
.....	620	10,63,016	83·73	34,98,890	39·04
.....	73	9,66,575	82·27	33,14,264	30·77
.....	10,15,889	92 85	31,77,827	32·95
89,598	317	10,20,686	82·62	30,29,877	30 82
4,452	1,109	9,02,236	107·88	28,28,673	30·68
1,091	1,380	8,20,673	88 78	26,81,271	20·63
221	—96*	8,15,538	104·51	25,79,439	18 17
.. ..	24	7,66,701	86·75	28,26,641	24 18
82	223	10,68,422	74 94	42,87,483	24 47
... ..	1,201	13,65,955	88 08	47,20,739	20·81
190	2,564	16,37,261	114 86	69,44,542	38 36

Branch (column 16) is generally higher than that in the Roads and Buildings Branch (column 8). The Revenue Establishment employed entirely on "revenue management" work on certain canal systems cost of part of the time of Irrigation establishment spent on revenue management including the to execution of works and repairs. If these establishment charges debited in the accounts to the percentage on the cost of works and repairs will not be so divergent. The increase in the "repairs". Establishment charges cannot be reduced in the same ratio in which expenditure on charges were levied.

Statement showing expenditure on establishment under (1) Roads and Buildings, (2) Electrical and (3) Irrigation Branches of the Public Works Department for the years 1947-48 to 1952-53 and the percentage thereof on the total outlay on works and repairs in all branches.

Year.	Establishment Charges in the Roads and Buildings Branch.					Establishment Charges in the Electrical Branch			
	50, Civil Works—State	51, Civil Works	Deposit Works	Total Establishment Charges.	Percentage on total outlay on works and repairs in the Roads and Buildings.	52, Other revenue expenditure on Electricity Schemes	53, Capital Outlay on Electricity Schemes.	51-A, Capital Outlay on Electricity Schemes	XII—Receipts from Electricity Schemes.
1	2	3	4	5	6	7	8	9	10
	Rs	Rs	Rs	Rs.		Rs.	Rs.	Rs.	Rs.
1947-48	50,66,002	4,40,687	10,922	55,17,611	30 80	07,200	205	6,05,423	17,895
1948-49	47,68,734	12,08,465	13,376	60,80,575	21 63	41,402	720	8,76,914	5,607
1949-50	50,93,947	23,67,542	33,895	74,61,489	18 29	4,539	11,553	12,02,812	74,400
1950-51	36,75,405	23,98,352	14,464	60,88,221	17 70	1,01,112	4,644	20,73,887	1,51,024
1951-52	28,30,613	28,55,545	71,030	57,57,788	13 53	7,414	1,110	22,76,303	5,87,324
1952-53	28,15,932	17,54,204	96,741	46,06,987	0 41	26,078	3,416	23,78,653	8,15,484

Establishment Charges in the Electrical Branch—contd.		Establishment Charges in the Irrigation Branch.						Total Establishment Charges in (i) Roads and Buildings, (ii) Electrical and (iii) Irrigation Branches	Percentage on the total outlay on works and repairs in (i) Roads and Buildings, (ii) Electrical and (iii) Irrigation Branches.
Total Establishment Charges.	Percentage on the total outlay on works and repairs in the Electrical Branch.	XVII— Irrigation	18, Irrigation.	08, Construction of Irrigation, Navigation, Embankment and Drainage Works.	Deposit Works	Total Establishment Charges	Percentage on total outlay on works and repairs in the Irrigation Branch.	19	20
11	12	13	14	15	16	17	18	19	20
Rs		Rs.	Rs.	Rs.	Rs.	Rs.		Rs.	
6,90,813	42 05	15,02,281	1,67,149	68,134	178	17,37,740	94 33	79,46,164	37 10
9,24,649	25 49	20,20,797	3,59,705	6,83,787	854	30,71,143	61 72	1,00,76,367	27 45
13,83,310	13 61	18,21,774	7,32,375	24,07,235	..	49,01,384	39 65	1,38,08,183	39 65
23,30,667	14 29	22,92,279	9,74,029	33,22,878	232	65,89,218	25 02	1,50,08,106	25 02
28,72,211	10 89	22,40,898	20,43,104	28,81,518	568	71,66,083	23 12	1,57,96,087	15 81
32,23,631	9 82	21,96,710	22,78,910	32,58,896	746	77,05,262	22 46	1,56,25,880	13 27

TABLE OF CONTENTS

Name of Work.	No. 1 General Abstract of Financial Results.	No. 2 Capital Account.	No. 3 Revenue Account.	No. 4 Interest Account.	No. 5 Account of Indirect Charges.	No. 6 Statement comparing capital cost to date with sanctioned estimates.
	Pages	Pages	Pages	Pages	Pages	Pages
REVIEW.						
PRODUCTIVE.						
1 Sabarmati Project ..	2 to 5	14 to 17	18	18	19
2 Narbada Project ..	2 to 5	20 to 22	23	23	24
3 Gadikeri Tank ..	2 to 5	25 to 26	27	27
4 Mavinkop Tank ..	2 to 5	28 to 29	30	30
5 Ekruk Tank ..	2 to 5	31 to 32	33	33
6 Shahada Channel ..	2 to 5	34 to 35	36	36
7 Kakrapa Weir and Canal.	2 to 5	37 to 39	40	40	41
UN-PRODUCTIVE.						
8 Chikhali Canal ..	2 to 5	42 to 43	44	44
9 Hathmati and Khar- out Canal.	2 to 5	45 to 46	47	47
10 Dambal Tank ..	2 to 5	48 to 49	50	50
11 Medleri Tank ..	2 to 5	51 to 52	53	53
12 Mhaswa Tank ..	2 to 5	54 to 55	56	56
13 Madag Tank ..	2 to 5	57 to 58	59	59
14 Asundi Tank ..	2 to 5	60 to 61	62	62
15 Muchkundi Tank ..	2 to 5	63 to 64	65	65
16 Bhadalwadji Tank ..	2 to 5	66 to 67	68	68
17 Bhatodi Tank ..	2 to 5	69 to 70	71	71
18 Krishna Canal	2 to 5	72 to 73	74	74
19 Upperman River Works	2 to 5	75 to 76	77	77
20 Maini Tank	2 to 5	78 to 79	80	80
21 Ashti Tank	2 to 5	81 to 82	83	83
22 Rewari Canal	2 to 5	84 to 85	86	86
23 Shrusuphal Tank	2 to 5	87 to 88	89	89
24 Lower Panzra River Works.	2 to 5	90 to 91	92	92

TABLE OF CONTENTS

Name of Work.	No. 1 General Abstract of Financial Results.	No. 2 Capital Account.	No. 3 Revenue Account.	No. 4 Interest Account.	No. 5 Account of Indirect Charges.	No. 6 Statement comparing capital cost to date with sanctioned estimates.
	Pages	Pages	Pages	Pages	Pages	Pages
UN-PRODUCTIVE—contd.						
25 Yerla River Irrigation Works.	2 to 5	93 to 94	95	95
26 Parsul Tank	2 to 5	96 to 97	98	98
27 Mutha Canal including Matoba Tank.	2 to 5	99 to 100	101	101
28 Gokak Canal 1st Section and Storage Works.	2 to 5	102 to 103	104	104
29 Mhaswad Tank	2 to 5	105 to 106	107	107
30 Tarangwad Tank	6 to 9	213 to 215	216	216	217
31 Transtapi Irrigation Bandhara.	6 to 9	218 to 220	221	221	222
32 Chuncholi Tank	6 to 9	223 to 225	226	226	227
33 Mangi Tank	6 to 9	228 to 230	231	231	232
34 Saptma Tank	6 to 9	233 to 35	236	236	237
35 Purmepada Tank	6 to 9	238 to 240	241	241	242
36 Patandungri Tank	6 to 9	243 to 245	246	246	247
37 Jamda Canal	6 to 9	..	108 to 109	110	110
38 Pathri Tank	6 to 9	111 to 112	113	113
39 Budhial Tank	6 to 9	114	114
40 Nira Left Bank Canal and Shetphal Tank.	6 to 9	115 to 117	118 to 119	120	120	121
41 Kadwa River Works	6 to 9	122 to 123	124	124
42 Wangroli Tank	6 to 9	125 to 126	127	127
43 Tranza Nagrama Tank.	6 to 9	128 to 129	130	130
44 Savi Tank	6 to 9	131 to 132	133	133
45 Chankapur Tank	6 to 9	134 to 135	136	136
46 Godavari Canal	6 to 9	137 to 139	140 to 141	142	142	143
47 Futejao Tank	6 to 9	144 to 145	146	146
48 Dharma Canal	6 to 9	147 to 149	150 to 151	152	152	153
49 Nira Right Bank Canal	6 to 9	154 to 156	157 to 158	159	159	160
50 Combined Account No. 6 of N. L. B. C. and N. R. B. C.	162 to 163

TABLE OF CONTENTS

iii

Name of Work.	No. 1 General Abstract of Financial Results.	No. 2 Capital Account.	No. 3 Revenue Account.	No. 4 Interest Account.	No. 5 Account of Indirect Charges.	No. 6 Statement comparing capital cost to date with sanctioned estimates.
	Pages	Pages	Pages	Pages	Pages	Page
UN-PRODUCTIVE—concl'd.						
51 Pravara River Works.	6 to 9	164 to 166	167 to 168	169	169	170
52 Gokak Canal 2nd Section.	6 to 9	171
53 Meshwa Canal ..	6 to 9	172 to 174	175	175	176
54 Wardala Tank ..	6 to 9	177	177
55 Mahi Canal ..	6 to 9	178 to 180	181	181	182
56 Ghatprabha Left Bank Canal.	6 to 9	183 to 185	186	186	187
57 Ranand Tank ..	6 to 9	188 to 190	191	191	192
58 Kolchi Weir ..	6 to 9	193 to 195	196	196	197
59 Wadhvana Tank ..	10 to 13	198 to 199	200	200
60 Vijapur Tube Well Scheme.	10 to 13	201 to 203	204 to 205	206	206	207
61 Radhanagar Hydro-Electric Scheme.	10 to 13	208 to 210	211	211	212
62 Sabarmati River Project.	10 to 13	248 to 250	251	251	252
63 Jajwa Canal ..	10 to 13	253 to 254	255	255

REVIEW OF THE ADMINISTRATIVE ACCOUNTS OF IRRIGATION WORKS IN THE BOMBAY STATE FOR THE YEAR 1952-53.

There are 62 Irrigation Works in the Bombay State of which seven are classed as "productive" and the rest as "unproductive".

2. The revenue accounts of the Irrigation Works have been prepared on the basis adopted in past years. The "Direct Receipts" and "Working Expenses" relate to the financial year, whereas, the indirect receipts comprising the Irrigation share of Land Revenue and collection charges thereof pertain to the revenue year from 1st of August to 31st of July.

3. The capital invested up to the end of the year 1952-53 on all these works including indirect charges amounted to Rs. 21,66,43,673, Rs. 3,25,55,254 being on account of the seven productive works and the balance on account of unproductive works. With the exception of the Gokak Canal 2nd Section which has been held in abeyance and the Sabarmati Project, Narbada Project, Kakrapar Weir and Canal, Mehswa Canal, Wardala Tank, Mahi Canal, Ghatprabha Left Bank Canal, Ranand Tank, Budhial Tank, Kolchi Weir, Radhanagari Hydro-Electric Scheme, Sabarmati River Project, Taragwadi Tank, Trans-Tapi Irrigation Bandhara, Chincholi Tank, Mangi Tank, Saptna Tank, Purnepada Tank and Patan-Dungri Tank which were under construction, all works were in operation during the year.

4. The financial results of all irrigation works in the State taken together show during the year under review an aggregate net loss of Rs. 17.74 lakhs, as compared with losses of Rs. 23.98 lakhs and Rs. 28.20 lakhs during the preceding two years, viz., 1950-51 and 1951-52 respectively. The decrease in loss compared with 1951-52 is chiefly due to increase in receipts (Rs. 23.19 lakhs) and decrease in working expenses (Rs. 3.84 lakhs) partly set off by increase in interest charges (Rs. 16.57 lakhs).

PRODUCTIVE WORKS.

5. Of the seven irrigation works under this class, one has been in operation for 81 years, two for 71 years and one for 31 years. The remaining three are under construction. The percentage of return on capital invested during the past three years on the four works which were in operation during the year under review was as follows :—

Name of Work	Criterion of productivity.	1950-51.	1951-52.	1952-53.
(1) Gadikeri Tank	4 per cent.	11.26	11.03
(2) Mavinkop Tank	4 per cent.	2.76
(3) Ekruk Tank	4 per cent. ..	17.46	20.62	25.37
(4) Shahada Channel .. .	5 per cent.	4.74

UN-PRODUCTIVE WORKS

6. The number of irrigation works under this class during the year under review was 55. Of these 38 were in operation, 16 under construction and one held in abeyance. Twenty-six of these works have been in operation for over 63 years and nine from 29 to 49 years.

7. The works of constructing major irrigation schemes, viz., Gangapur Dam, Ghatprabha Left Bank Canal and Ranand Tank which were undertaken with a view to intensify food production in connection with the "Grow More Food Campaign" were in full swing during the year under review. The works of Purnepada Tank, Mangi Tank, Sapatna Tank, Chincholi Tank, Tarangwadi Tank, Patan Dungri Tank and Trans-Tapi Irrigation Bandhara were undertaken during the year under review as a measure against the acute scarcity conditions prevailing in the State.

8. As mentioned in para. 8 of the last year's review, the net figure of "Indirect Receipts" in respect of the Dharma Canal is a minus figure this year also. It is hoped that the present situation will improve when the work of improvement to the canal is completed.

9. The working expenses exceeded the revenue during the year in the following cases :—

Name of the Irrigation work.	Deficit in Revenue.			
	Rs.			
(1) Chikhali Canal	1,729
(2) Dambal Tank	463
(3) Madag Tank	2,716
(4) Bhatodi Tank	921
(5) Upper Man River works...	10,260
(6) Mami Tank	29,700
(7) Ashti Tank	2,407
(8) Rewari Canal	1,199
(9) Shrisuphal Tank	6,291
(10) Lower Panjra River works	1,74,999
(11) Mhaswad Tank	31,961
(12) Jamda Canal	7,766
(13) Wangroli Tank	1,075
(14) Tranza Nagrama Tank	5,404
(15) Savh Tank	4,733
(16) Futelao Tank	10,877
(17) Dharma Canal	7,911
(18) Jojwa Canal	28,334

10. The cases in which there was an increase in the working expenses without corresponding adequate increase in receipts are noted below :—

Name of Work.	Working expenses.		Receipts.	
	1951-52.	1952-53.	1951-52	1952-53.
	Rs.	Rs.	Rs.	Rs.
(1) Dambal Tank	1,710	2,079	3,871	1,616
(2) Mami Tank	7,446	41,115	13,387	11,415
(3) Lower Panjra River works.	49,682	2,08,185	58,568	33,186
(4) Tranza Nagrama Tank ..	2,429	6,556	2,586	1,152
(5) Savh Tank	5,264	7,202	3,348	2,469

11. The following works have shown marked decline in gross receipts during the year as compared with those in the preceding year :—

Name of work.	Receipts.	
	1951-52.	1952-53.
	Rs.	Rs.
(1) Dambal Tank	3,871	1,616
(2) Madag Tank	4,051	1,830
(3) Rewari Canal	6,821	4,748
(4) Lower Pranra River Works	58,568	33,186
(5) Wangtoli Tank	14,233	6,303
(6) Tranza Nagrama Tank	2,586	1,152
(7) Savli Tank	3,348	2,469

12. With the exception of Mutha Canal including Matoba Tank, Gokak Canal first section and shortage works, Nira Left Bank Canal and Shetphal Tank, Chankapur Tank and Pravra River Works the percentages of return of which were 6·26, 7·07, 7·09, 5·45 and 5·60 respectively during the year under review, no work under this class has shown satisfactory results.

*Part I—General Abstract of Financial Results of Irrigation, Navigation,
Embankment and Drainage Works for which separate Revenue
Accounts are kept—for the year 1952-53.*

PUBLIC WORKS DEPARTMENT, IRRIGATION BRANCH

Part I.—General Abstract of Financial Results of Irrigation, Navigation, Embankment

Serial No	Name of Projects	ESTIMATED COST OF CONSTRUCTION			Date of closure of construction estimate or in the case of works under construction date of sanction	CAPITAL	
		Direct Charges	Indirect Charges	Total		During	
						Direct Charges	Indirect Charges
1	2	3	4	5	6	7	
	<i>68—Construction of Irrigation, Navigation, Embankment and Drainage Works—A—Irrigation Works</i>	Rs	Rs	Rs		Rs	Rs
	PRODUCTIVE.						
1	Gadikeri Tank	10,363	555	10,918	31-3-1882	.	.
2	Mavin kop Tank	30,185	3,319	33,504	31-3-1882
3	Ekrak Tank	12,28,117	1,12,269	13,40,386	31-3-1891
4	Shahada Channel	1,00,739	6,808	1,07,547	1921-22	.	.
5	Sabarmati Project				under construction	—36,357	151
6	Narbada Project				Do	0,71,366	0,714
7	Kakrapar Weir and Canal				Do	1,07,60,756	72,922
	Total—Productive	13,75,404	1,22,951	14,98,355	..	1,17,02,705	82,787
	UNPRODUCTIVE						
8	Chikhali Canal	53,803	3,639	57,44	31-3-1883
9	Hathmat and Kharicut Canal	12,43,648	75,081	13,18,729	1883-84
10	Dambal Tank	60,847	3,133	63,980	31-3-1885
11	Medleri Tank	78,354	3,038	81,392	31-3-1886
12	Mhaswa Tank	1,28,781	10,175	1,38,956	31-3-1887	.	.
13	Madag Tank	1,61,248	6,350	1,67,598	31-3-1889	.	.
14	Asundi Tank	60,741	14,254	74,995	31-3-1890	.	.
15	Muchkundi Tank	1,40,217	18,490	1,58,707	31-3-1891	.	.
16	Bhadalwadi Tank	4,77,306	14,307	4,91,613	31-3-1891	.	..
17	Bhatodi Tank	3,52,635	27,022	3,79,797	31-3-1892	.	.
18	Krishna Canal	8,98,163	51,644	9,49,807	31-3-1892	.	.
19	Upper Man River Works	4,15,835	23,451	4,39,286	31-3-1892	.	.
20	Maini Tank	5,76,880	25,792	6,02,672	31-3-1892	.	.
21	Ashti Tank	7,62,493	79,215	8,41,708	31-3-1893	.	.
22	Revari Canal	56,771	3,040	59,811	31-3-1893	.	.
23	Shrusuphal Tank	2,12,199	12,369	2,24,568	31-3-1893	.	.
24	Lower Pujhra River Works	4,45,382	23,239	4,68,621	31-3-1895	.	.
25	Yerla River Irrigation Works	7,35,672	45,836	7,81,508	31-3-1896	.	.
26	Parsul Tank	2,11,995	6,951	2,18,946	31-3-1896	.	.
27	Mutha Canal including Matoba Tank	67,26,673	3,15,343	70,42,016	31-3-1897
28	Gokak Canal 1st Section and storage Works	15,03,421	84,467	15,87,888	31-3-1897	.	.
29	Mhaswad Tank	20,05,553	90,463	20,96,016	31-3-1897

ADMINISTRATIVE ACCOUNTS FOR THE YEAR 1952-53

and Drainage Works for which separate Revenue Accounts are kept

OUTLAY INCLUSIVE OF INDIRECT CHARGES				Accumulated arrears of simple interest to end of the year	Total Capital invested to end of the year (Cols. 11 +12)	GROSS RECEIPTS DURING THE YEAR.		
year	To end of year.					Direct Receipts	Portion of Land Revenue due to Works	Total
Total	Direct Charges	Indirect Charges	Total					
₹	9	10	11	12	13	14	15	16
Rs	Rs.	Rs.	Rs.	Rs	Rs.	Rs.	Rs	Rs.
	16,363	555	16,918		16,918		2,110	2,110
	30,185	3,310	33,504	3,864	37,368	405	1,812	2,277
	12,28,117	1,12,269	13,40,386		13,40,386	3,87,277		3,87,277
	1,00,739	6,808	1,07,547	56,483	1,64,030	19,543	5,474	25,017
-55,206	1,77,033 (o) 55,278	1,065	1,78,698 55,278	18,941	2,52,817			
9,81,080	18,41,483	16,852	18,58,365	89,446	19,47,811			
1,08,39,878	2,87,82,245 (c) -12,502	2,24,835	2,90,07,080 -42,522	15,73,119	3,05,37,677			
1,17,85,552	3,21,76,185 (c) 12,756	3,66,333	3,25,42,498 12,756	17,41,753	3,42,97,007	4,07,285	9,396	4,16,681
...	53,803	3,639	-57,442	1,64,593	2,22,035	1,967		1,957
	12,43,048	75,081	13,18,729	25,40,812	38,59,541	1,52,657		1,52,657
	60,847	3,133	63,980	2,29,090	2,93,070	788	828	1,610
	78,364	3,038	81,302	2,29,437	3,10,829	3,556		3,556
	1,28,781	10,175	1,38,956	3,47,936	4,86,892	4,470		4,470
	1,61,248	6,350	1,67,598	5,07,620	6,75,218	1,830		1,830
	60,741	14,254	74,995	1,62,414	2,37,409	4,003	639	4,642
	1,40,217	18,490	1,58,707	3,73,645	5,32,352	1,470		1,470
	5,74,205	17,305	5,91,510	5,92,823	11,84,338	14,321		14,321
	3,52,214	27,022	3,79,236	9,71,308	13,50,544	4,343	146	4,489
	8,98,163	51,644	9,49,807	20,56,016	30,05,823	97,981		97,981
	4,15,835	23,451	4,39,286	13,07,829	17,47,115	8,800		8,800
	6,53,029	27,305	6,80,934	11,40,969	18,21,923	11,415		11,415
	7,62,493	79,215	8,41,708	16,70,762	25,12,470	49,520		49,520
	56,771	3,040	59,811	1,32,601	1,92,412	4,748		4,748
	2,12,190	12,309	2,24,568	5,71,332	7,95,900	6,897		6,897
	4,45,382	23,239	4,68,621	6,61,532	11,30,153	24,997	8,189	33,186
	7,35,672	45,836	7,81,508	17,46,563	25,28,071	43,234		43,234
	4,73,073	9,196	4,82,869	4,37,519	9,20,388	6,034		6,034
	67,20,610	2,98,558	70,19,168	16,32,470	86,51,638	8,02,385	66	8,02,451
	14,95,000	84,423	15,79,513	2,16,523	17,66,036	1,89,348		1,89,348
	20,06,553	90,463	20,96,016	41,23,432	62,19,448	66,654		66,654

PUBLIC WORKS DEPARTMENT, IRRIGATION BRANCH

Part I—General Abstract of Financial Results of Irrigation, Navigation, Embankment

Serial No.	Name of Projects.	WORKING EXPENSES AND MAINTENANCE DURING THE YEAR INCLUSIVE OF INDIRECT CHARGES			Net Revenue (Surplus and Deficit)	PERCENTAGE OUTLAY
		Direct Charges.	Indirect Charges	Total		
1		17	18	19	20	21
		Rs.	Rs.	Rs.	Rs.	
<i>68—Construction of Irrigation, Navigation, Embankment and Drainage Works—A—Irrigation Works.</i>						
PRODUCTIVE.						
1	Gadikeri Tank	242	2	244	1,866	11 08
2	Mavinkop Tank	5,298	44	5,342	—3,065	..
3	Ekrak Tank	47,083	155	47,188	3,40,089	25·37
4	Shahada Channel	17,166	76	17,242	7,775	7·23
5	Sabarmati Project
6	Narbada Project
7	Kakrapara Wier and Canal
	Total—Productive ..	69,730	277	70,016	3,46,065	1 06
UNPRODUCTIVE						
8	Chikhah Canal	3,674	12	3,686	—1,729
9	Hathmatand Khariut Canal	92,258	747	93,005	69,652	4 52
10	Dambal Tank	2,064	15	2,079	—463
11	Medleri Tank	1,088	6	1,094	2,462	3 02
12	Mhaswa Tank	1,857	9	1,866	2,604	1·15
13	Madag Tank	4,519	27	4,546	—2,716
14	Asundi Tank	856	5	861	3,781	5 04
15	Muchkundi Tank	1,423	10	1,433	37	0 02
16	Bhadalwadi Tank	10,017	34	10,051	4,270	0 72
17	Bhatodi Tank	5,395	15	5,410	—921
18	Krishna Canal	44,134	134	44,268	53,713	5 66
19	Upper Man River Works ..	19,060	60	19,120	—10,260
20	Maini Tank	40,986	129	41,115	—29,700
21	Ashti Tank	51,690	237	51,927	—2,407
22	Revari Canal	5,929	18	5,947	—1,199
23	Shirsuphal Tank	13,182	46	13,178	—6,291
24	Lower Pinjra River Works ..	2,08,791	1,394	2,08,185	—1,74,999
25	Yerla River Irrigation Works.	40,571	128	40,699	2,535	0 32
26	Parsul Tank	2,987	9	2,946	3,088	0·64
27	Mutha Canal including Matoba Tank.	2,60,054	825	2,60,879	5,41,572	7·72
28	Gokak Canal 1st Section and Storage Works.	62,118	195	62,313	1,27,035	3 04
29	Mhaswad Tank	98,165	450	98,615	—31,961

ADMINISTRATIVE ACCOUNTS FOR THE YEAR 1952-53

and Drainage Works for which separate Revenue Accounts are kept

ON CAPITAL (COL. 11).	Simple Interest during the year.	Netgain.	Netloss.	PERCENTAGE OF NET REVENUE (COL. 20) ON CAPITAL INVESTED (COL. 13)			
				Loss.	During 1950-51.	During 1951-52.	During 1952-53
21	22	23	24	25	26	27	28
	Rs.	Rs.	Rs.				
.. .	544	1,322	11 26	11 03	4
9.15	1,004	4,069	.. .	2.76	4
....	40,837	2,09,252	17 46	20 62	25 37	4 ✓
....	3,976	3,799	4 74	5
....	8,315	8,315	4
....	48,197	.. .	48,197	4
.. .	10,29,081	10,29,081	4
....	11,31,984	.. .	7,85,299	2.75	1.30	1 01	.. .
3 01	1,739	3,518	4
....	41,396	18,256	1 55	4
0.72	2,023	2,436	.. .	0.74	.. .	4
....	2,605	143	0.79	4
....	4,282	1,078	0 53	4
1 62	5,862	8,078	0 64	4
....	2,020	1,761	0.56	1 17	1 59	4
....	4,602	4,825	0 01	4
....	23,335	19,065	0 36	4
0 24	11,705	12,626	4
....	29,948	23,765	1.79	4
2 34	13,327	24,087	4
4 36	24,018	53,718	0 20	0 34	4
0 29	25,440	27,847	0 06	4
2 00	1,888	3,087	0.54	4
2 80	7,056	13,347	0.77	4
37 34	14,810	1,89,809	0.97	4
....	24,716	22,181	0 91	0.10	4
....	18,872	15,784	0 66	0 34	4
....	2,30,604	3,10,968	4.49	3 96	6.26	4
....	52,312	74,723	7 02	5 31	7 07	4
1.52	66,089	98,65	0 57	4

Part I—General Abstract of Financial Results of Irrigation, Navigation, Embankment

Serial No	Name of Projects	ESTIMATED COST OF CONSTRUCTION.			Date of closure of construction estimate or in the case of works under construction date of sanction.	CAPITAL	
		Direct Charges	Indirect Charges	Total.		During the	
						Direct Charges.	Indirect Charges.
1	2	3	4	5	6	7	
	<i>68—Construction of Irrigation, Navigation, Embankment and Drainage Works—A—Irrigation Works</i>	Rs	Rs	Rs		Rs.	Rs.
	UNPRODUCTIVE						
30	Tarangwadi Tank	Under construction.	20,036	166
31	Trans-Tapi Irrigation Bandhara	Do.	22,089	181
32	Chinchoh Tank	Do	46,069	384
33	Mangri Tank	Do	1,93,343	1,336
34	Saptma Tank	Do	76,067	627
35	Purnepada Tank	Do	3,87,961	3,214
36	Patandungi Tank	Do	28,467	235
37	Jamda Canal	10,01,146	50,214	10,51,360	31-3-1902		...
38	Pathri Tank	6,27,825	15,021	6,42,846	31-3-1902
39	Budhibal Tank	13,98,529	56,091	14,54,620	Under construction.	
40	Nira Left Bank Canal and Shetphal Tank	1,00,78,923	4,98,893	1,05,77,726	31-3-1906	2,34,495	1,762
41	Kadva River Works	9,73,359	62,517	10,35,876	31-3-1908		..
42	Wangroli Tank	2,42,512	50,783	2,93,295	31-3-1909		..
43	Tranza Nagrasna Tank	2,38,032	42,603	2,80,635	30-6-1909		..
44	Savli Tank	2,34,179	21,031	2,55,210	31-3-1910	
45	Chankapur Tank	20,31,322	68,995	21,00,317	31-3-1910		..
46	Godavari Canal	3,34,32,836	7,57,016	3,41,89,852	31-3-1916	59,06,860	49,177
47	Futelao Tank	1,07,356	9,105	1,16,461	30-11-1916		...
48	Dharma Canal	3,02,205	3,269	3,05,474	1921-22	12,032	100
49	Nira Right Bank Canal	5,84,23,327	17,97,824	6,02,21,151	31-3-1938	1,43,516	1,192
50	Pravara River Works	1,47,29,568	5,20,992	1,52,50,560	30-6-1926	1,55,462	1,168
51	Gokak Canal 2nd section	1,78,001	13,994	1,91,995	Inabeyance	
52	Meshwa Canal	Under construction	-11,352	-91
53	Wardala Tank	Do.
54	Mahj Canal	Do.	13,73,165	11,728
55	Ghatprabha Left Bank Canal	5,40,84,281	4,38,683	5,45,22,964	Do.	56,57,274	54,219
56	Banand Tank	29,55,782	62,398	30,18,090	Do	6,62,711	9,344
57	Kolchi Weir	20,24,023	16,342	20,40,365	Do	6,20,546	5,237

ADMINISTRATIVE ACCOUNTS FOR THE YEAR 1952-53

and Drainage Works for which separate Revenue Accounts are kept.

Year.	OUTLAY INCLUSIVE OF INDIRECT CHARGES.			Accumulated arrears of simple interest to end of the Year.	Total Capital invested to end of the Year (Cols 11 +12).	GROSS RECEIPTS DURING THE YEAR		
	To end of the year					Direct Receipts	Portion of Land Revenue due to works	Total.
	Total	Direct Charges.	Indirect Charges					
8	9	10	11	12	13	14	15	16
-Rs.	Rs.	Rs.	Rs	Rs	Rs.	Rs	Rs.	Rs.
20,202	20,036	166	20,202	450	20,652
22,270	22,089	181	22,270	497	22,767
47,353	46,969	384	47,353	1,057	48,410
1,64,879	1,63,343	1,336	1,64,879	3,381	1,68,000
77,294	76,667	627	77,294	1,725	79,019
3,91,175	3,87,961	3,214	3,91,175	8,516	3,99,691
28,702	28,467	235	28,702	640	29,342
..	10,01,146	50,214	10,51,360	33,78,764	44,30,124	78,873	...	78,873
..	6,27,825	15,021	6,42,846	7,58,267	14,01,113	32,039	...	32,039
..	5,05,401	18,521	5,23,922	7,15,316	12,39,238
2,30,257	1,48,48,425	5,03,082	1,53,51,457	84,722	1,54,36,179	15,17,179	...	15,17,179
..	9,73,359	62,517	10,35,876	15,95,339	26,31,215	1,32,576	594	1,33,170
..	2,42,512	50,783	2,93,295	4,38,419	7,31,714	6,303	...	6,303
..	2,38,082	42,603	2,80,685	4,94,160	7,74,795	1,162	..	1,162
..	2,34,179	21,031	2,55,210	4,01,414	6,50,624	2,469	2,469
..	20,10,784	68,757	20,79,541	17,49,157	38,28,808	3,17,952	...	3,17,952
59,56,037	3,45,70,820 (C) -12,756	7,06,449	3,52,77,269 -12,756	39,19,581	3,91,84,094	17,06,766	..	17,06,766
..	1,07,366	9,105	1,16,461	2,35,602	3,52,063	141	...	141
12,132	1,32,051	2,025	1,34,676	4,10,519	5,45,195	5,011	-1,017	3,994
1,44,738	4,15,05,175	11,00,087	4,26,06,162	5,01,48,400	9,27,54,562	20,37,995	..	20,37,995
1,66,680	1,50,36,883	5,17,910	1,55,54,793	74,46,806	2,30,01,599	17,42,705	76	17,42,781
....	1,76,306	13,978	1,90,284	4,78,139	6,98,423
-11,448	46,05,034	38,365	46,43,399	5,83,090	52,26,489
..	14,213	108	14,321	1,580	15,901
13,84,893	68,26,303	51,974	68,78,277	5,53,001	74,31,278
57,10,493	2,24,32,728	1,86,847	2,26,19,575	18,24,446	2,44,44,021
6,72,055	13,36,163	14,938	13,51,101	75,307	14,27,008
6,35,783	16,76,831	13,799	16,90,630	1,09,066	17,09,696

PUBLIC WORKS DEPARTMENT, IRRIGATION BRANCH

Part I.—General Abstract of Financial Results of Irrigation, Navigation Embankments

Serial No.	Name of Projects	WORKING EXPENSES AND MAINTENANCE DURING THE YEAR INCLUSIVE OF INDIRECT CHARGES.			Net Revenue (Surplus and Deficit)	PERCENTAGE OUTLAY Gain.
		Direct Charges.	Indirect Charges	Total.		
		17	18	19		
1		Rs.	Rs.	Rs.	Rs.	21G
	68—Construction of Irrigation, Navigation, Embankment and Drainage Works—A—Irrigation Works.					
	UNPRODUCTIVE.					
30	Tarangwadi Tank
31	Trans. Tapi Irrigation Bandhara.
32	Chincholi Tank
33	Mangi Tank
34	Saptna Tank
35	Purnepada Tank
36	Patan-dungri Tank
37	Jamda Canal ..	86,205	434	86,639	—7,766
38	Pathri Tank ..	5,982	25	5,987	26,052	4.06
39	Budhihal Tank
40	Nira Left Bank Canal and Shetphal Tank	4,21,659	1,167	4,22,826	10,94,353	7.13
41	Kadva River Works	86,909	260	87,169	46,001	4.44
42	Wangroli Tank	7,313	60	7,373	—1,076
43	Tranza Nagrama Tank	6,502	54	6,556	—5,404	..
44	Savi Tank ..	7,143	59	7,202	—4,783	..
45	Chankapur Tank ..	1,09,152	317	1,09,469	2,08,483	10.03
46	Godavari Canal ..	4,73,073	1,361	4,74,434	12,32,332	3.49
47	Futelao Tank ..	10,929	89	11,018	—10,877
48	Dharma Canal ..	11,839	66	11,905	—7,911
49	Nira Right Bank Canal ..	6,67,651	2,076	6,69,727	13,63,268	3.21
50	Pravara River Works	4,54,311	1,176	4,55,487	12,87,294	3.23
51	Gokak Canal 2nd section
52	Meshwa Canal
53	Wardala Tank
54	Mahi Canal
55	Ghatprabha Left Bank Canal.
56	Banand Tank
57	Kolchi Weir

ADMINISTRATIVE ACCOUNTS FOR THE YEAR 1952-53

and Drainage Works for which separate Revenue Accounts are kept.

ON CAPITAL (COL. 11)	Simple Interest during the year.	Netgain	Netloss	PERCENTAGE OF NET REVENUE (COL. 2d) ON CAPITAL INVESTED (COL. 13)			
				Loss.	During 1950-51.	During 1951-52	During 1952-53
21L	22	23	24	25	26	27	28
	Rs.	Rs.	Rs.				
....	450	450	4
....	497	497	4
....	1,057	1,057	4
....	3,331	3,331	4
....	1,725	1,725	4
....	8,516	8,516	4
....	640	640	4
0 74	33,447	41,213	0.08	4
....	20,876	5,176	..	1.24	0.27	1.86	4
....	16,996	16,996	4
....	6,16,947	4,77,406	4.49	6.17	7.09	4
....	32,391	13,610	1.60	0.62	1.75	4
0.37	8,120	9,195	0.78	4
1 93	7,915	13,319	0.02	4
1 85	7,787	12,520	4
....	69,444	1,39,039	2.33	3.54	5.45	4
....	13,12,464	80,132	2.49	0.89	3.14	4
9 34	3,570	14,447	4 (4)
5 87	4,707	12,618	5
....	18,61,670	4,93,402	0.75	1.05	1.48	6.4
....	6,12,740	6,74,554	4.01	3.47	5.60	6
....	5,863	5,863	6
....	2,07,482	2,07,482	4
....	640	640	4
....	2,74,347	2,74,347	4
....	8,79,810	8,79,810	4
....	45,163	45,163	4
....	61,265	61,265	4

Part I.—General Abstract of Financial Results of Irrigation, Navigation, Embankment

Serial No	Name of Projects	ESTIMATED COST OF CONSTRUCTION.			Date of closure of construction estimate or in the case of works under construction date of sanction.	CAPITAL	
		Direct Charges.	Indirect Charges.	Total		During	
						Direct Charges.	Indirect Charges.
1	2	3	4	5	6	7	
		Rs.	Rs.	Rs.		Rs.	Rs.
	68—Construction of Irrigation Navigation, Embankment and Drainage Works—A—Irrigation Works						
	UNPRODUCTIVE						
✓(A)58	Vadhawana Tark
✓(A)59	Vijapur Tube Well Scheme	23,104	264
60	Radhanagari Hydro-Electric Scheme.	1,66,25,391	1,66,25,391	Under construction	7,60,813	8,074
-61	abarmati River Project	Do	82,406	681
✓62	Jojwa Canal
	Total—Unproductive	21,69,97,264	54,23,390	22,24,20,654	...	1,63,85,594	1,48,598
	Grand Total, 68—Construction of Irrigation Works	21,83,72,668	55,46,341	22,39,19,009	..	2,80,88,559	2,31,385

NOTE—Direct Charges under Working Expenses include share of collection charges in the Civil Department calculated at certain percentages fixed by Government, but which are not adjusted in Finance Accounts.

(A) These Works have been transferred from the Ex-Baroda State. The capital expenditure incurred on the works before the merger of the Baroda State will be indicated in column 5 when it is brought on to the State Books by necessary corrections of progressive capital expenditure.

(C) Misclassification in the previous year set right.

(D) Expenditure debited to 81-A—Capital outlay on Electricity schemes during past years brought over without financial adjustment.

ADMINISTRATIVE ACCOUNTS FOR THE YEAR 1952-53

11

and Drainage Works for which separate Revenue Accounts are kept -

OUTLAY INCLUSIVE OF INDIRECT CHARGES,				Accumulated arrears of simple interest to end of the year	Total Capital invested to end of the year (Cols 11 +12)	GROSS RECEIPTS DURING THE YEAR		
the year	To end of year					Direct Receipts.	Portion of Land Revenue due to works.	Total
Total.	Direct Charges.	Indirect Charges	Total.					
8	9	10	11	12	13	14	15	16
Rs.	Rs.	Rs	Rs.	Rs.	Rs.	Rs	Rs.	Rs.
....	500 (C) -560	5 (O) -5	5657 -565	5657	5657	56,806	56,806
23,368	68,157 (O) 560	640 (O) 5	68,797 565	68,797	69,362	1,56,190	1,56,190
7,78,487	32,78,041 (D)85,53,960	35,940 (D) 81,657	33,13,990 (D)86,35,617	2,22,697	1,21,72,304
83,087	82,406	681	83,087	1,854	84,941
....	28,334	28,334
1,65,34,192	17,10,05,350 (D)85,53,960 -12,756	44,00,208 (D) 81,657	17,54,65,558 (D)86,35,617 -12,756	9,74,38,097	28,15,76,516	92,95,705	9,521	63,05,228
2,83,10,744	20,31,81,515 (D)85,53,960	49,26,541 (D) 81,657	20,80,08,056 (D)86,35,617	9,92,29,850	31,58,78,523	97,02,990	18,917	97,21,907

PUBLIC WORKS DEPARTMENT, IRRIGATION BRANCH

Part I—General Abstract of Financial Results of Irrigation, Navigation, Embankment

Serial No	Name of Projects.	WORKING EXPENSES AND MAINTENANCE DURING THE YEAR INCLUSIVE OF INDIRECT CHARGES			Net Revenue (Surplus and Deficit).	PERCENTAGE OUTLAY
		Direct Charges.	Indirect Charges.	Total		Gain.
		17	18	19		20G
		Rs	Rs	Rs.	Rs.	
	<i>68—Construction of Irrigation, Navigation, Embankment and Drainage Works—A—</i> <i>Irrigation Works</i> UNPRODUCTIVE.					
(A)58	Vadhavana Tank	16,741	130	16,871	40,025	...
(A)59	Vijapur Tube Well Scheme	70,291	634	70,925	70,265	...
60	Radhanagar Hydro-Electric Scheme			
61	Sabarmati River Project			
62	Jojwa Canal	28,102	232	28,334	—28,334	...
	Total—Unproductive	34,38,505	12,645	34,51,150	58,54,076	3 18
	Grand Total, 68—Construction of Irrigation Works	35,08,244	12,922	35,21,166	62,00,741	2 86

ADMINISTRATIVE ACCOUNTS FOR THE YEAR 1952-53

and Drainage Works for which separate Revenue Accounts are kept.

ON CAPITAL (COL 11)	Simple interest during the year.	Net gain.	Net loss.	PERCENTAGE OF NET REVENUE (COL 20) ON CAPITAL INVESTED (COL 13).			
				Loss.	During 1950-51.	During 1951-52.	During 1952-53.
21L	22	23	24	25	26	27	28
	Rs	Rs.	Rs				
....	25 (-)-25	40,025	4
....	2,547 25	76,698	4
....	1,20,677	1,20,677	4
....	1,854	1,854	4
....	28,334
....	68,48,372	...	9,80,296	1.11	1.26	2.08
....	79,75,386	...	17,74,595	1.16	1.26	1.96

PUBLIC WORKS DEPARTMENT, IRRIGATION BRANCH

SABARMATI PROJECT.

CANAL PROJECT.

Part II.—Detailed Account of Capital Expenditure for, and to end of, 1952-53.

Heads of Account.	Direct charges		Cost of Construction as now estimated (Construction estimate closed on —1).	Remarks.
	During the year.	To end of the year.		
1	2	3	4	5
	Rs.	Rs.	Rs.	
I.—WORKS.				
(1) HEAD WORKS.				
A. Preliminary Expenses	
B. Land	
C. Works	
K. Buildings	
M. Plantations	
O. Miscellaneous	
P. Maintenance	
Total, Head Works ...	15,099	1,66,576	
(2) MAIN CANALS AND BRANCHES.				
A. Preliminary Expenses	
B. Land	
D. Regulators	
E. Falls and Weirs	
F. River and Hill Torrent Works	
F. (1) Other Cross Drainage Works	
G. Bridges	
H. Escapes	
I. Navigation Works	
J. Mills	
K. Buildings	
L. Earth-work	
M. Plantations	
N. Tanks and Reservoirs	
O. Miscellaneous	
P. Maintenance	
Total, Main Canals and Branches	
Carried over	

SABARMATI PROJECT.

CANAL PROJECT.

Part II.—Detailed Account of Capital Expenditure for, and to end of, 1952-53.

Heads of Account.	Direct charges		Cost of Construction as now estimated (Construction estimate closed on —1—).	Remarks.
	During the year.	To end of the year.		
1	2	3	4	5
	Rs.	Rs.	Rs.	
Brought forward	
I.—WORKS—contd.				
(3) DISTRIBUTARIES.				
A. Preliminary Expenses	
B. Land	
C. Works	
L. Earth-work	
M. Plantations	
O. Miscellaneous	
P. Maintenance	
Total, Distributaries	
(4) DRAINAGE AND PROTECTIVE WORKS				
A. Preliminary Expenses	
B. Land	
C. Works	
L. Earth-work	
O. Miscellaneous	
P. Maintenance	
Total, Drainage and Protective Works	
Carried over	

PUBLIC WORKS DEPARTMENT, IRRIGATION BRANCH

SABARMATI PROJECT.

CANAL PROJECT.

Part II.—Detailed Account of Capital Expenditure for, and to end of, 1952-53.

Heads of Account.	Direct charges.		Cost of Construction as now estimated (Construction estimate closed on —1).	Remarks.
	During the year.	To end of the year.		
1	2	3	4	5
Brought forward ...	Rs.	Rs.	Rs.	
I.—WORKS— <i>concl'd.</i>				
(5) WATER COURSES.				
A. Preliminary Expenses	
B. Land	
C. Works	
L. Earth work	
O. Miscellaneous	
Total, Water Courses	
(6) SPECIAL TOOLS AND PLANT.	
(7) LOSSES ON STOCK	
Total, I—Works ...	15,099	1,68,578	

SABARMATI PROJECT.

CANAL PROJECT.

Part II.—Detailed Account of Capital Expenditure for, and to end of, 1952-53.

Heads of Account 1	Direct charges		Cost of Construction as now estimated (Construction estimate closed on —1). 4	Remarks. 5
	During the year. 2	To end of the year. 3		
	Rs.	Rs.	Rs.	
II.—ESTABLISHMENT.				
1 & 2. Direction and Accounts	
3. Executive	
4. Medical	
5. Special Survey	
Total, II—Establishment ..	71,166	55,278* 1,27,952	
III.—TOOLS AND PLANT ..	(—) 468	14,891	
IV.—SUSPENSE ACCOUNTS ..	34,225	25,161	
Grand Total ..	1,20,012	3,34,580 55,278*	
V.—Less—RECEIPTS ON CAPITAL ACCOUNT.	(—) 1,55,369	(—) 1,57,547	
Net Outlay .	(—) 35,357	1,77,033 55,278*	..	

*Adjustment of misclassification in the previous year—vide S. E. Tapi Construction Circle, Bombay's No. R.15, dated 25th August 1953.

PUBLIC WORKS DEPARTMENT, IRRIGATION BRANCH

SABARMATI PROJECT.

CANAL PROJECT.

Part IV.—Interest Account for, and to end of, 1952-53.

	Amount.			Amount.	
		Rs.			Rs.
Total interest charges to end of 1951-52		10,526	Net Revenue realized to end of 1951-52 as per Part III.	
Interest charges for the year 1952-53		8,315	Net Revenue realized during 1952-53 as per Part III.	
			Total Net Revenue realized to end of the year as per Part III.		
			Balance net interest charges ..		18,841
Total ..		18,841	Total ..		18,841

Part V.—Account of Indirect Charges for, and to end of, 1952-53.

Particulars.	Amount.		Particulars.	Amount.	
	During the year.	To end of the year.		During the year.	To end of the year.
	Rs.	Rs.		Rs.	Rs.
CAPITAL ACCOUNT.			REVENUE ACCOUNT.		
1. Capitalized abatement of Land Revenue	1. Capitalized abatement of Land Revenue
2. Leave and Pension Allowances	2. Leave and Pension Allowances
3. Audit and Accounts Establishment ..	151.	1,665	3. Audit and Accounts Establishment
Total ..	151	1,665	Total

SABARMATI PROJECT,

CANAL PROJECT.

Part VI.—Statement comparing Capital Cost to end of 1952-53 with sanctioned Estimates.

Particulars.	Charges against closed sanctions.			Currentsanctions.			Total charges to date against old and current sanctions.
	Expenditure against construction Estimate.	Expenditure against open Capital sanctions.	Total.	Charges to date.	Amount of sanctioned Estimate	Unspent balance of Estimate.	
1	2	3	4	5	6	7	8
	Rs.	Rs.	Rs.	Rs.	Rs.	Rs.	Rs.
DIRECT CHARGES.							
Works	---	---	--	1,66,576	--	(—)1,66,576	---
Establishment	---	---	--	1,27,952 *55,278	--	(—)1,27,952 (—) 55,278	---
Tools and Plant	---	---	--	14,891	--	(—) 14,891	---
Suspense Accounts	---	---	--	25,161	--	(—) 25,161	---
Total	---	---	--	3,34,580 *55,278	--	(—)3,34,580 (—) 55,278	---
<i>Less—Receipts on Capital Account</i>	---	---	--	1,57,547	--	(—)1,57,547	---
Net Total	---	---	--	1,77,033 *55,278	--	(—)1,77,033 (—) 55,278	---
INDIRECT CHARGES							
Capitalized abatement of Land Revenue	---	---	--	---	--	---	---
Leave and Pension Allowances.	---	---	--	---	--	---	---
Audit and Accounts	---	---	--	1,665	--	(—) 1,665	---
Total	---	---	--	1,665	--	(—) 1,665	---
GRAND TOTAL	---	---	--	1,78,698 *55,278	--	(—) 1,78,698 (—) 55,278.	---

*Misclassification in the previous year set right.

NARBADA PROJECT.

CANAL PROJECT.

Part II.—Detailed Account of Capital Expenditure for, and to end of, 1952-53.

Heads of Account 1	Direct charges		Cost of Construction as now estimated (Construction estimate closed on —1). 4	Remarks. 5
	During the year. 2	To end of the year. 3		
	Rs.	Rs.	Rs.	
I.—WORKS.				
(1) HEAD WORKS.				
A. Preliminary Expenses	
B. Land	
C. Works	
K. Buildings	
M. Plantations	
O. Miscellaneous	
P. Maintenance	
Total, Head Works ..	9,71,366	16,88,121	
(2) MAIN CANALS AND BRANCHES.				
A. Preliminary Expenses	
B. Land	
D. Regulators	
E. Falls and Weirs	
F. River and Hill Torrent Works.	
F. (1) Other Cross Drainage Works	
G. Bridges	
H. Escapes	
I. Navigation Works	
J. Mills	
K. Buildings	
L. Earth-work	
M. Plantations	
N. Tanks and Reservoirs	
O. Miscellaneous	
P. Maintenance	
Total, Main Canals and Branches	
Carried over	

NARBADA PROJECT.

CANAL PROJECT.

Part II.—Capital Account for, and to end of, 1952-53.

Heads of Account	Direct charges.		Cost of Construction as now estimated (Construction estimate closed on —I).	Remarks.
	During the year.	To end of the year.		
1	2	3	4	5
	Rs.	Rs.	Rs.	
Brought forward	
I.—WORKS—contd				
(3) DISTRIBUTARIES.				
A. Preliminary Expenses	
B. Land	
C. Works	
L. Earth-work	
M. Plantations	
O. Miscellaneous	
P. Maintenance	
Total, Distributaries	
(4) DRAINAGE AND PROTECTIVE WORKS.				
A. Preliminary Expenses	
B. Land	
C. Works	
L. Earth-work	
O. Miscellaneous	
P. Maintenance	
Total, Drainage and Protective Works	
(5) WATER COURSES.				
A. Preliminary Expenses	
B. Land	
C. Works	
L. Earth-work	
O. Miscellaneous	
Total, Water Courses	
(6) SPECIAL TOOLS AND PLANT	
(7) LOSSES ON STOCK	
Total, I.—Works ..	9,71,366	16,88,121	..	

PUBLIC WORKS DEPARTMENT, IRRIGATION BRANCH

NARBADA PROJECT.

CANAL PROJECT.

Part II.—Capital Account for, and to end of, 1952-53.

Heads of Account.	Direct charges.		Cost of Construction as now estimated (Construction estimate closed on —1).	Remarks.
	During the year.	To end of the year.		
1	2	3	4	5
	Rs.	Rs.	Rs.	
Brought forward	
II.—ESTABLISHMENT.				
1 & 2. Direction and Accounts	
3. Executive	
4. Medical	
5. Special Survey	
Total, II—Establishment	1,53,362	
III.—TOOLS AND PLANT	
IV.—SUSPENSE ACCOUNTS	
Grand Total .	9,71,366	18,41,483	
V.—Less—RECEIPTS ON CAPITAL ACCOUNT	
Net Outlay ..	9,71,366	18,41,483	

NARBADA PROJECT.

CANAL PROJECT.

Part IV.—Interest Account for, and to end of, 1952-53.

	Amount.			Amount.	
	Rs.			Rs.	
Total interest charges to end of 1951-52	41,249		Net Revenue realized to end of 1951-52 as per Part III	
Interest charges for the year 1952-53	48,197		Net Revenue realized during 1952-53 as per Part III	
			Total Net Revenue realized to end of the year as per Part III	
			Balance net interest charges	89,446	
Total	89,446		Total	89,446	

Part V.—Account of Indirect Charges for, and to end of, 1952-53.

Particulars.	Amount.		Particulars.	Amount.	
	During the year.	To end of the year.		During the year.	To end of the year.
	Rs.	Rs.		Rs.	Rs.
CAPITAL ACCOUNT.			REVENUE ACCOUNT.		
1. Capitalized abatement of Land Revenue	1. Capitalized abatement of Land Revenue
2. Leave and Pension Allowances	2. Leave and Pension Allowances
3. Audit and Accounts Establishment	9,714	16,882	3. Audit and Accounts Establishment
Total	9,714	16,882	Total

NARBADA PROJECT.

CANAL PROJECT.

Part VI.—Statement comparing Capital Cost to end of 1952-53 with sanctioned Estimates.

Particulars	Charges against closed sanctions			Current sanctions			Total charges to date against old and current sanctions.
	Expenditure against construction Estimate	Expenditure against open Capital sanctions.	Total	Charges to date	Amount of sanctioned Estimate	Unspent balance of Estimate	
1	2	3	4	5	6	7	8
	Rs	Rs	Rs	Rs.	Rs	Rs	Rs
DIRECT CHARGES.							
Works	16,88,121		(—)16,88,121	..
Establishment	1,53,362	..	(—)1,53,362
Tools and Plant
Suspense Accounts
Total ..				18,41,483		(—)18,41,483
<i>Less—Receipts on Capital Account</i>
Net Total		18,41,483	..	(—)18,41,483
INDIRECT CHARGES							
Capitalized abatement of Land Revenue.							
Leave and Pension Allowances
Audit and Accounts	16,882		(—) 16,882
Total			16,882		(—) 16,882
Grand Total	18,58,365	..	(—)18,58,365

GADIKERI TANK.

TANK PROJECT.

Part III.—Revenue Account for, and to end of, 1952-53.

GROSS RECEIPTS			GROSS WORKING EXPENSES.		
Minor heads 1	Total.		Heads of Accounts (Minor and Service heads). 4	'Total	
	During the year. 2	To end of the year 3		During the year 5	To end of the year. 6
	Rs	Rs		Rs.	Rs.
I—DIRECT RECEIPTS			I.—EXTENSIONS AND IMPROVEMENTS		
1. Water-rates from Irrigation		8,959	1. Head Works	...	198
2. Sales of water		..	2. Main Canals and Branches
3. Water-supply of town		..	3. Distributaries
4. Plantations		..	4. Drainage and Protective Works
5. Other canal produce		98			
6. Water power		..	Total	..	198
7. Navigation		..			
8. Rents of buildings		..	5. Post-War Reconstruction and Development Programme	..	1,136
9. Fines		..	II—MAINTENANCE AND REPAIRS.		
10. Recoveries of expenditure		..	1. Head Works	201	10,507
11. Miscellaneous receipts		..	2. Main Canals and Branches	..	6,534
12. Deduct—Refunds		..	3. Distributaries
			4. Drainage and Protective Works
Total		9,057	Total	201	17,041
II—INDIRECT RECEIPTS			III—COMPENSATION
Irrigation share of Land Revenue collected in the Civil Department	2,110	1,46,455	IV—ESTABLISHMENT.		
			1 & 2 Direction and Accounts
			3. Executive	30	6,321
			4. Collection Charges in C. D
			5. Pensionary Charges	2	223
			Total	38	6,544
			6. Post-War Reconstruction and Development Programme	..	2,939
Total	2,110	1,46,455	V—TOOLS AND PLANTS	3	259
Total Receipts	2,110	1,55,512	1. Post-War Reconstruction and Development Programme	..	190
Carried over	2,110	1,55,512	Carried over	242	28,307

PUBLIC WORKS DEPARTMENT, IRRIGATION BRANCH

GADIKERI TANK.

CANAL PROJECT.

Part III.—Revenue Account for, and to end of, 1952-53.

GROSS RECEIPTS.			GROSS WORKING EXPENSES.		
Minor heads 1	Total.		Heads of Accounts (Minor and Service heads). 4	Total.	
	During the year. 2	To end of the year 3		During the year. 5	To end of the year. 6
	Rs.	Rs.		Rs.	Rs.
Brought over	2,110	1,55,512	Brought over	242	28,307
			Profit and Loss
			VI.—REFUNDS OF REVENUE	2,021
			Suspense Account
			Deduct—Receipts on Revenue Account
			Total	242	30,323
			Share of Collection Charges in the Civil Department	12,770
			Total, Direct Charges	242	43,093
			Indirect Charges debitable to Revenue Account as Per Account No. 5	2	693
			Total Charges	244	43,781
			Balance Net Revenue	1,866	1,11,721
GRAND TOTAL	2,110	1,55,512	GRAND TOTAL	2,110	1,55,512

N.B.—Last Capital Account detailed in the Administrative Accounts for 1905-06.
Construction Estimate closed on 31st March 1892—*vide* G. E. No. 1411, dated 12th September 1893.
Completion Report approved in G. E. No. 101, dated 18th January 1894.

GADIKERI TANK.

TANK PROJECT.

Part IV.—Interest Account for, and to end of, 1952-53.

	Amount.			Amount.	
		Rs.			Rs.
Total interest charges to end of 1951-52	35,337		Net Revenue realized to end of 1951-52 as per Part III	1,09,855	
Interest charges for the year 1952-53	544		Net Revenue realized during 1952-53 as per Part III	1,866	
			Total Net Revenue realized to end of the year as per Part III	1,11,721	
			Balance net interest charges	-75,840	
Total	35,881		Total	35,881	

Part V.—Account of Indirect Charges for, and to end of, 1952-53.

Particulars.	Amount.		Particulars.	Amount.	
	During the year.	To end of the year.		During the year.	To end of the year.
	Rs.	Rs.		Rs.	Rs.
CAPITAL ACCOUNT.			REVENUE ACCOUNT.		
1. Capitalized abatement of Land Revenue	1. Capitalized abatement of Land Revenue
2. Leave and Pension Allowances	2. Leave and Pension Allowances	595
3. Audit and Accounts Establishment	3. Audit and Accounts Establishment	2	98
Total	Total	2	693

PUBLIC WORKS DEPARTMENT, IRRIGATION BRANCH

MAVINKOP TANK.
TANK PROJECT.

Part III.—Revenue Account for, and to end of, 1952-53.

GROSS RECEIPTS			GROSS WORKING EXPENSES.		
Minor heads. 1	Total		Heads of Accounts (Minor and Service heads) 4	Total.	
	During the year 2	to end of the year 3		During the Year. 5	To end of the year. 6
	Rs.	Rs.		Rs.	Rs.
I—DIRECT RECEIPTS			I—EXTENSIONS AND IMPROVEMENTS		
1 Water-rates from Irrigation			1 Head Works	108	2,012
2 Sales of water			2 Main Canals and Branches	...	470
3 Water-supply of town			3 Distributaries	.	158
4 Plantations	105	133	4 Drainage and Protective Works
5 Other canal produce		1,090			
6 Water power			Total	108	2,040
7 Navigation			II MAINTENANCE AND REPAIRS		
8 Rents of buildings		48	1 Head Works	4,202	12,067
9 Fines			2 Main Canals and Branches		9,307
10 Recoveries of expenditure			3 Distributaries	.	600
11 Miscellaneous receipts	360	1,071	4 Drainage and Protective Works
12 Deduct—Refunds		50			
Total	465	3,201	Total	4,202	22,073
			III—COMPENSATION.		
II—INDIRECT RECEIPTS			IV—ESTABLISHMENT		
Irrigation share of land Revenue collected in the Civil Department	1,812	1,20,862	1 & 2 Direction. and Accounts	792	13,445
			3 Executive		
			4 Collection Charges in CD	
			5 Pentenary Charges	40	382
Total	1,812	1,20,862	Total	832	13,827
Total Receipts	2,277	1,24,063	V—TOOLS AND PLANTS	66	460
Carried over	2,277	1,24,063	Carried over	5,298	30,009

MAVINKOP TANK.

TANK PROJECT.

Part III.—Revenue Account for, and to end of, 1952-53.

GROSS RECEIPTS			GROSS WORKING EXPENSES.		
Minor heads 1	Total		Heads of Accounts (Minor and Service heads) 4	Total.	
	During the year. 2	To end of the year. 3		During the year. 5	To end of the year. 6
	Rs.	Rs.		Rs.	Rs.
Brought over	2,277	24,063	Brought over	5,298	39,000
			Profit and Loss
			VI—REFUNDS OF REVENUE
			Suspense Account
			Deduct—Receipts on Revenue Account
			Total	5,298	39,000
			Share of Collection Charges in the Civil Department	..	9,528
			Total, Direct Charges	5,298	48,537
			Indirect Charges debitable to Revenue Account as per Account No. 5	44	1,176
			Total Charges	5,342	49,713
			Balance Net Revenue	(-) 3,065	74,350
GRAND TOTAL	2,277	1,24,063	GRAND TOTAL	2,277	1,24,063

N.B.—Last Capital Account detailed in the Administrative Accounts for 1901-02.

Construction Estimate closed on 31st March 1882—vide G. R. No 1411, dated 12th September 1893.

Completion Report approved in G. R. No, 1138, dated 16th July 1894.

PUBLIC WORKS DEPARTMENT, IRRIGATION BRANCH

MAVINKOP TANK.

TANK PROJECT.

Part IV.—Interest Account for, and to end of, 1952-53.

	Amount.			Amount.	
	Rs.			Rs.	
Total interest charges to end of 1951-52	77,210		Net Revenue realized to end of 1951-52 as per Part III ...	77,415	
Interest charges for the year 1952-53	1,004		Net Revenue realized during 1952-53 as per Part III ...	(-) 3,065	
			Total Net Revenue realized to end of the year as per Part III	74,350	
			Balance net interest charges ...	3,864	
Total ...	78,214		Total ...	78,214	

Part V.—Account of Indirect Charges for, and to end of, 1952-53.

Particulars	Amount.		Particulars.	Amount.	
	During the year.	To end of the year		During the year.	To end of the year.
	Rs.	Rs.		Rs.	Rs.
CAPITAL ACCOUNT.			REVENUE ACCOUNT.		
1. Capitalized abatement of Land Revenue	1. Capitalized abatement of Land Revenue
2. Leave and Pension Allowances	2. Leave and Pension Allowances	1,005
3. Audit and Accounts Establishment	3. Audit and Accounts Establishment ..	44	171
Total	Total ..	44	1,176

EKRUK TANK.

TANK PROJECT.

Part III.—Revenue Account for, and to end of, 1952-53.

GROSS RECEIPTS			GROSS WORKING EXPENSE.		
Minor heads.	Total.		Heads of Accounts (Minor and Service heads).	Total.	
	During the year.	To end of the year		During the year.	To end of the year.
1	2	3	4	4	6
	Rs.	Rs		Rs.	Rs.
I.—DIRECT RECEIPTS.			I.—EXTENSIONS AND IMPROVEMENTS.		
1 Water-rates from irrigation	86,649	15,71,108	1. Head Works	(—) 41	38,674
2 Sales of water	2,94,687	45,08,332	2. Main Canals and Branches	...	79,459
3 Water-supply of town	...	13,52,907	3. Distributaries
4 Plantations	...	689	4. Drainage and Protective Works	..	1,075
5. Other canal produce	1,92q	4,18,173			
6 Water power	..		Total	(—) 41	1,19,208
7 Navigation	..	25			
8 Rents of buildings	85	4,497	II.—MAINTENANCE AND REPAIRS.		
9 Flaes		7,867	1. Head Works	2,667	1,89,913
10 Recoveries of expenditure		3	2. Main Canals and Branches	9,727	5,24,624
11. Miscellaneous receipts	5,175	82,769	3. Distributaries	3,180	3,180
12. <i>Deduct</i> —Refunds	1,245	17,202	4 Drainage and Protective Works	..	8,538
Total	3,87,277	79,29,638	Total	15,574	7,25,255
II —INDIRECT RECEIPTS.					
Irrigation share of Land Revenue collected in the Civil Department.			III.—COMPENSATION	69
			IV.—ESTABLISHMENT.		
Total			1 & 2. Direction and Accounts	22,558	7,24,843
Total Receipts	3,87,277	79,29,638	3. Executive		
			4. Collection Charges in C D.	7,613	70,211
			5. Pensionary Chargee	1,096	19,406
Carried over	3,87,277	79,29,638	Total	31,267	8,14,460
			V.—TOOLS AND PLANTS		
				233	16,392
			Carried over	47,033	16,75,384

PUBLIC WORKS DEPARTMENT, IRRIGATION BRANCH

EKRUK TANK

TANK PROJECT.

Part III.—Revenue Account for, and to end of, 1952-53.

GROSS RECEIPTS.			GROSS WORKING EXPENSES.		
Minor heads 1	Total.		Heads of Accounts (Minor and Service heads) 4	Total.	
	During the year. 2	To end of the year. 3		During the year 5	To end of the year 6
	Rs	Rs		Rs	Rs
Brought over	9,87,277	79,29,638	Brought over	47,083	16,76,384
			Profit and Loss
			VI—REFUNDS OF REVENUE	1,157
			Suspense Account	..	(—) 71
			Deduct.—Receipts on Revenue Accounts.
			Total	47,083	16,76,470
			Share of Collection Charges in the Civil Department	..	1,01,375
			Total Direct Charges	27,083	17,77,845
			Indirect Charges debitable to Revenue Accounts as per Account No. 5	155	43,713
			Total Charges	47,188	18,26,558
			Balance Net Revenue	3,40,080	61,08,080
GRAND TOTAL	9,87,277	79,29,638	GRAND TOTAL	3,87,277	79,29,638

N. B.—Last Capital Account detailed in the Administrative Accounts for 1895-96

Construction Estimate closed on 31st March 1891—vide G. R. No 1253, dated 8th July 1891.

EKRUK TANK.

TANK PROJECT.

Part IV.—Interest Account for, and to end of, 1952-53.

	Amount.			Amount.	
	Rs.			Rs.	
Total interest charges to end of 1951-52	36,59,659		Net Revenue realized to end of 1951-52 as per Part III ..	57,62,991	
Interest charges for the year 1952-53	40,837		Net Revenue realized during 1952-53 as per Part III ..	3,40,089	
			Total Net Revenue realized to end of the year as per Part III	61,03,080	
			Balance net interest charges ..	(—)24,02,584	
Total ..	37,00,496		Total ..	37,00,496	

Part V.—Account of Indirect Charges for, and to end of, 1952-53.

Particulars.	Amount.		Particulars.	Amount.	
	During the year.	To end of the year.		During the year.	To end of the year.
CAPITAL ACCOUNT.			REVENUE ACCOUNT.		
	Rs.	Rs.		Rs.	Rs.
1 Capitalized abatement of Land Revenue	1. Capitalized abatement of Land Revenue
2. Leave and Pension Allowances	2. Leave and Pension Allowances	44,615
3. Audit and Accounts Establishment	3. Audit and Accounts Establishment ..	155	4,098
Total	Total ..	155	48,713

PUBLIC WORKS DEPARTMENT, IRRIGATION BRANCH

SHAHADA CHANNEL.

CHANNEL PROJECT.

Part III.—Revenue Account for, and to end of, 1952-53.

GROSS RECEIPTS.			GROSS WORKING EXPENSES.		
Minor heads.	Total.		Heads of Accounts (Minor and Service heads)	Total.	
	During the year.	To end of the year.		During the year	To end of the year.
1	2	3	4	5	6
	Rs	Rs		Rs.	Rs.
I.—DISTRICT RECEIPTS			I—EXTENSIONS AND IMPROVEMENTS		
1. Water-rates from fr.igation	10,271	2,03,827	1 Head Works
2. Sales of water		25	2 Main Canals and Branches	..	36,831
3. Water-supply of town			3 Distributaries	1,487	1,487
4. Plantations			4 Drainage and Protective Works
5. Other canal produce	5	145	Total	1,487	37,318
6. Water power					
7. Navigation			II.—MAINTENANCE AND REPAIRS		
8. Rents of bullocks			1. Head Works	..	7,560
9. Fines		613	2. Main Canals and Branches	6,095	1,04,492
10. Recoveries of expenditure			3 Distributaries		0
11. Miscellaneous receipts	267	14,602	4 Drainage and Protective Works
12. <i>Deduct—Retund</i>		256	Total	6,095	1,11,961
Total	19,543	2,18,956			
II.—INDIRECT RECEIPTS			III—COMPENSATION.		
Irrigation share of Land Revenue collected in the Civil Department.	5,474	1,79,114	IV.—ESTABLISHMENT.		
			1 & 2 Direction and Accounts	8,652	1,57,230
			3. Executive		
Total	5,474	1,79,114	4. Collection Charges In C D	336	2,927
			5 Pensionary Charges	432	7,297
Total Receipts	25,017	3,68,070	Total	9,470	1,67,454
			V.—TOOLS AND PLANTS		
Carried over	25,017	3,93,070		114	2,741
			Carried over	17,166	3,19,374

SHAHADA CHANNEL.

CHANNEL PROJECT.

Part III.—Revenue Account for, and to end of, 1952-53.

GROSS RECEIPTS.			GROSS WORKING EXPENSES.		
Minor heads.	Total.		Heads of Accounts (Minor and Service heads)	Total.	
	During the year.	To end of the year.		During the year	To end of the year.
1	2	3	4	5	6
	Rs.	Rs.		Rs.	Rs.
Brought over	25,017	3,98,070	Brought over	17,166	3,19,374
			Profit and Loss
			VI.—REFUNDS OF REVENUE.		
			Suspense Account
			Defects—Receipts on Revenue Account.		
			Total	17,166	3,19,374
			Share of Collection Charges in the Civil Department.	12,140
			Total Direct Charges	17,166	3,31,514
			Indirect Charges debitable to Revenue Account as per Account No. 5	76	2,781
			Total Charges	17,242	3,34,295
			Balance Net Revenue	7,775	63,775
GRAND TOTAL	25,017	3,98,070	GRAND TOTAL	25,017	3,98,070

N.B.—Last Capital Account detailed in the Administrative Accounts for 1926-27.
 Construction Estimate closed in 1921-22—vide G. B. No 1918, dated 30th June 19 23.
 MO B Bk F 3—3a

PUBLIC WORKS DEPARTMENT, IRRIGATION BRANCH

SHAHADA CHANNEL.

CHANNEL PROJECT.

Part IV.—Interest Account for, and to end of, 1952-53.

	Amount.			Amount.	
	Rs.			Rs.	
Total interest charges to end of 1951-52.	1,16,282		Net Revenue realized to end of 1951-52 as per Part III.	56,000	
Interest charges for the year 1952-53	3,976		Net Revenue realized during 1952-53 as per Part III.	7,775	
			Total Net Revenue realized to end of the year as per Part III.	63,775	
			Balance net interest charges	56,483	
Total ...	1,20,258		Total ...	1,20,258	

Part V.—Account of Indirect Charges for, and to end of, 1952-53.

Particulars.	Amount.		Particulars.	Amount.	
	During the year.	To end of the year.		During the year.	To end of the year.
	Rs.	Rs.		Rs.	Rs.
CAPITAL ACCOUNT			REVENUE ACCOUNT.		
1. Capital abatement of Land Revenue.	1. Capital abatement of Land Revenue
2. Leave and Pension Allowances.	2. Leave and Pension Allowances.		1,290
3. Audit and Accounts Establishment.	3. Audit and Accounts Establishment.	76	1,491
Total	Total ...	76	2,781

KAKRAPAR WEIR AND CANAL.

CANAL PROJECT.

Part II.—Detailed Account of Capital Expenditure for, and to end of, 1952-53.

Head of Account.	Direct charges.		Cost of Construction as now estimated (Construction estimate closed on —1).	Remarks.
	During the year.	To end of the year.		
1	2	3	4	5
	Rs.	Rs.	Rs.	
I.—WORKS.				
(1) HEAD WORKS.				
A. Preliminary Expenses ..	16,037	7,99,703	
B. Land ..	1,09,795	4,03,005	
C. Works ..	18,26,869	37,44,750	
		16,324*	
K. Buildings ..	(—) 4,03,051	13,10,698	
M. Plantations ..	2,986	16,993	
O. Miscellaneous ..	48,652	91,820	
P. Maintenance ..	20,824	21,200	
L. Earth-work ..	22,672	22,900	
Total Heads Works ..	16,44,784	64,11,069	
		16,324*		
(2) MAIN CANALS AND BRANCHES.				
A. Preliminary Expenses ..	63,584	3,01,492	
B. Land ..	1,73,217	3,07,211	
D. Regulators ..	19,879	19,879	
E. Falls and Weirs ..	4,200	4,200	
F. River and Hill Torrent Works	
F. (1). Other Cross Drainage Works ..	4,67,892	7,39,521	
G. Bridges ..	74,075	74,075	
H. Escapes	
I. Navigation Works	
J. Mills	
K. Buildings ..	2,30,561	2,30,719	
L. Earth-work ..	28,61,911	45,56,609	
M. Plantations	
N. Tanks and Reservoirs	
O. Miscellaneous ..	1,875	4,046	
P. Maintenance ..	10,875	15,049	
Total, Main Canals and Branches ..	39,08,069	63,02,801	
Carried over ..	55,52,853	1,27,13,870	
		16,324		

PUBLIC WORKS DEPARTMENT, IRRIGATION BRANCH

KAKRAPAR WEIR AND CANAL.

CANAL PROJECT.

Part II.—Capital Account for, and to end of, 1952-53.

Head of Account.	Direct charges		Cost of Construction as now estimated (Construction estimate closed on —1—). 4	Remarks.
	During the year.	To end of the year		
1	2	3	4	5
	Rs.	Rs	Rs.	
Brought forward	55,52,853	1,27,13,870 16,324	
I.—WORKS— <i>contd</i> (3) DISTRIBUTARIES.				
A. Preliminary Expenses ..	(-) 45,599	1,22,825	
B. Land ..	67,087	67,087	
C. Works	
L. Earth-work ..	9,86,678	26,03,010	
G. Bridges ..	26,583	26,583	
O. Miscellaneous ..	4,759	34,267	
P. Maintenance ..	8,296	18,248	
Total, Distributaries	10,47,804	28,72,020	
(4) DRAINAGE AND PROTECTIVE WORKS..				
A. Preliminary Expenses	
B. Land	
C. Works	
L. Earth-work	
O. Miscellaneous	
P. Maintenance	
Total, Drainage and Protective Works	
(5) WATER COURSES.				
A. Preliminary Expenses ..	20,996	20,996	
B. Land	
C. Works	
L. Earth-work	
O. Miscellaneous	
Total, Water Courses	20,996	20,996	
(6) SPECIAL TOOLS AND PLANT ..	6,70,132	68,61,227	
(7) LOSSES ON STOCK ..	475	475	
Total, I.—WORKS ..	72,92,260	2,24,68,588 *16,324	

KAKRAPAR WEIR AND CANAL.

CANAL PROJECT.

Part II.—Capital Accounts for, and to end of, 1952-53.

Head of Account.	Direct charges.		Cost of Construction as now estimated (Construction estimate closed on —1).	Remarks.
	During the year.	To end of the year.		
1	2	3	4	5
	Rs.	Rs.	Rs.	
II.—ESTABLISHMENT.				
1 & 2. Direction and Accounts	
3. Executive	
4. Medical	
5. Special Survey	
Total, II.—Establishment ..	12,59,154	29,39,474 (—) 58,846*	
III.—TOOLS AND PLANT ..	1,25,256	4,79,771	
IV.—SUSPENSE ACCOUNTS ..	21,87,545	30,29,665	
V.—CHARGES IN ENGLAND	17,853	
Grand Total ..	1,08,64,215	2,89,35,351 (—)*42,522	
V.—Less—RECEIPTS ON CAPITAL ACCOUNT.	97,459	1,53,106	
Net Outlay ..	1,07,66,756	2,87,82,245 (—)42,522*	

*Misclassification in the previous year set right as per S. E. Tapri Construction Circle, Bombay's No. R-15, dated 25th August 1953.

PUBLIC WORKS DEPARTMENT, IRRIGATION BRANCH

KAKRAPAR WEIR AND CANAL.

CANAL PROJECT.

Part IV.—Interest Account for, and to end of, 1952-53.

	Amount.			Amount.	
	Rs.			Rs.	
Total interest charges to end of 1951-52.	5,44,028		Net Revenue realized to end of 1951-52 as per Part III.	
Interest charges for the year 1952-53.	10,29,091		Net Revenue realized during 1952-53 as per Part III.	
			Total Net Revenue realized to end of the year as per Part III.	
			Balance net interest charges ...	15,73,119	
Total ...	15,73,119		Total ...	15,73,119	

Part V.—Account of Indirect Charges for, and to end of, 1952-53.

Particulars.	Amount.		Particulars.	Amount.	
	During the year.	To end of the year.		During the year.	To end of the year.
	Rs.	Rs.		Rs.	Rs.
CAPITAL ACCOUNT.			REVENUE ACCOUNT.		
1. Capitalized abatement of Land Revenue.	1. Capitalized abatement of Land Revenue.
2. Leave and Pension Allowances.	2. Leave and Pension Allowances.
3. Audit and Accounts Establishment.	72,922	2,24,835	3. Audit and Accounts Establishment.
Total ...	72,922	2,24,835	Total

KAKRAPAR WEIR AND CANAL.

CANAL PROJECT.

Part VI.—Statement comparing Capital Cost to end of 1952-53 with sanctioned Estimate.

Particulars.	Charges against closed sanctions.			Current sanctions.		Unspent balance of Estimate.	Total charges to date against old and current sanction
	Expenditure against construction estimate.	Expenditure against open Capital sanctions	Total	Charges to date.	Amount of sanctioned Estimate.		
1	2	3	4	5	6	7	8
	Rs	Rs	Rs.	Rs.	Rs.	Rs.	Rs.
DIRECT CHARGES.							
Works	2,24,68,588 *16,324}	-2,24,68,588 -16,324
Establishment	29,89,474 *—58,846}	-29,89,474 +58,846
Tools and Plant	4,79,771	-4,79,771
Suspense Accounts	30,29,665	-30,29,665
Charges in England	17,853	-17,853
Total	2,89,85,851 *—42,522	-2,89,85,851 42,522
Less—Receipts on Capital Account.	1,58,106	-1,58,106
Net Total	2,87,82,245 —42,522	-2,87,82,245 42,522
INDIRECT CHARGES.							
Capitalized abatement of Land Revenue.
Leave and Pension Allowance
Audit and Accounts	2,24,835	-2,24,835
Total	2,24,835	-2,24,835
GRAND TOTAL	2,90,07,080 —42,522	-2,90,07,080 42,522

* Misclassification in the previous year set right.

PUBLIC WORKS DEPARTMENT, IRRIGATION BRANCH

CHIKHALI CANAL

CANAL PROJECT.

Part III.—Revenue Account for, and to end of, 1952-53.

GROSS RECEIPTS			GROSS WORKING EXPENSES		
Minor heads 1	Total		Heads of Accounts (Minor and Service heads) 4	Total	
	During the year. 2	To end of the year 3		During the year 5	To end of the year 6
	Rs.	Rs.		Rs.	Rs.
I.—DIRECT RECEIPTS.			I.—EXTENSIONS AND IMPROVEMENTS		
1. Water-rates from Irrigation.	1,957	1,22,613	1 Head Works		1,516
2. Sales of water	..	3	2 Main Canals and Branches	..	2,980
3. Water-supply of town	..	8,477	3 Distributaries
4. Plantations	..	514	4 Drainage and Protective Works		..
5. Other canal produce	2,020	Total	4,476
6. Water power			II.—MAINTENANCE AND REPAIRS.		
7. Navigation	.		1. Head Works	3,097
8. Rents of buildings	..	50	2. Main Canals and Branches	1,198	69,698
9. Fines	.	5	3. Distributaries
10. Recoveries of expenditure.	..	75	4 Drainage and Protective Works
11. Miscellaneous receipts	...	605	Total	1,198	62,790
12. <i>Deduct—Refunds</i>	...	133	III.—COMPENSATION
Total	1,957	1,34,130	IV.—ESTABLISHMENT		
II.—INDIRECT RECEIPTS			1 & 2 Direction and Accounts	2,308	55,282
Irrigation share of land Revenue collected in the Civil Department.		3. Executive		
Total	4. Collection Charges in C/D.	39	487
Total Receipts	1,957	1,34,130	5. Pensionary Charges	116	1,781
			Total	2,463	57,560
			V.—TOOLS AND PLANTS	16	1,241
Carried over	1,957	1,34,130	Carried over	3,674	1, 6,057

CHIKHALI CANAL.

TANK PROJECT.

Part III.—Revenue Account for, and to end of, 1952-53.

GROSS RECEIPTS			GROSS WORKING EXPENSES		
Minor heads 1	Total.		Heads of Accounts (Minor and Service heads) 4	Total	
	During the year. 2	To end of the year 3		During the year. 5	To end of the year. 6
	Rs.	Rs.		Rs.	Rs.
Brought over ..	1,957	1,34,180	Brought over ..	8,874	1,26,057
			Profit and Loss
			- VI — REFUNDS OF REVENUE	158
			Suspense Account
			Deduct—Receipts on Revenue Account
			Total ..	8,874	1,26,215
			Share of Collection Charges in the Civil Department.	4,046
			Total, Direct Charges.	8,874	1,30,261
			Indirect Charges debitable to Revenue Account as per Account No 5.	12	4,302
			Total, Charges ..	8,886	1,34,563
			Balance Net Revenue ..	-1,729	-423
GRAND TOTAL ..	1,957	1,34,130	GRAND TOTAL ..	1,957	1,34,130

N B—Last Capital Account detailed in the Administrative Accounts for 1882-83

Construction Estimate closed on 31st March 1882—vide G. R. No. 1411, dated 12th September 1893.

Completion Report approved in G. R. No. 489, dated 15th March 1895.

PUBLIC WORKS DEPARTMENT, IRRIGATION BRANCH

CHIKHALI CANAL.

CANAL PROJECT.

Part IV.—Revenue Account for, and to end of, 1952-53. :

	Amount.			Amount.	
	Rs.			Rs.	
Total interest charges to end of 1951-52.	1,62,371		Net Revenue realized to end of 1951-52 as per Part III.		1,296
Interest charges for the year 1952-1953.	1,789		Net Revenue realized during 1952-53 as per Part III.	(—)	1,729
			Total Net Revenue realized to end of the year as per Part III.	(—)	433
			Balance net interest charges ...		1,64,593
Total ...	1,64,160		Total ...		1,64,160

Part V.—Account of Interest Charges for, and to end of, 1952-53.

Particulars.	Amount.		Particulars.	Amount.	
	During the year.	To end of the year.		During the year.	To end of the year.
	Rs.	Rs.		Rs.	Rs.
CAPITAL ACCOUNT.			REVENUE ACCOUNT.		
1. Capitalized abatement of Land Revenue.	1. Capitalized abatement of Land Revenue.
2. Leave and Pension Allowances.	2. Leave and Pension Allowances.	3,995
3. Audit and Accounts Establishment.	3. Audit and Accounts Establishment.	12	307
Total	Total ...	12	4,302

HATHMATI AND KHARICUT CANAL.

CANAL PROJECT.

Part III.—Revenue Account for, and to end of, 1952-53.

GROSS RECEIPTS.			GROSS WORKING EXPENSES.		
Minor heads. f	Total.		Heads of Accounts. (Minor and Service heads) 4	Total.	
	During the year 2	To end of the year 3		During the year 5	To end of the year. 6
	Rs.	Rs.		Rs.	Rs.
I.—DIRECT RECEIPTS			I.—EXTENSIONS AND IMPROVEMENTS.		
1. Water-rates from Irrigation.	1,06,599	24,21,802	1. Head Works ..	11,727	1,03,218
2. Sales of water	204	61,478	2. Main Canals and Branches	1,44,487
3. Water-supply of town	..	5,852	3. Distributaries	8,165
4. Plantations	..	2,11,275	4. Drainage and Protective Works	.. .	7,680
5. Other canal produce	5,072			Total	11,727
6. Water power	Drainage and P. W. R. and D Programme.	.. .	7,336
7. Navigation	II.—MAINTENANCE AND REPAIRS.		
8. Rents of buildings ..	318	1,287	1. Head Works	62,937	4,78,271
9. Fines	693	2. Main Canals and Branches	11,70,752
10. Recoveries of expenditure	481	943	3. Distributaries	2,19,976
11. Miscellaneous receipts	39,983	1,56,012	4. Drainage and Protective Works	.. .	19,075
12. <i>Deduct</i> —Refunds	..	1,980	Total ..	62,937	18,88,074
Total	1,52,657	28,57,362	III.—COMPENSATION	.. .	8,615
			IV.—ESTABLISHMENT.		
			1. & 2. Direction and Accounts.	13,407	4,54,736
			3. Executive ..		
			4. Collection Charges in C. D	2,399	10,337
			5. Pensionary Charges ..	671	22,885
			Total	16,477	5,79,008
			Pensionary, P. W. R. and D Programme	..	1,387
II.—INDIRECT RECEIPTS			V—TOOLS AND PLANTS.	1,117	30,607
Irrigation share of Land Revenue collected in the Civil Department.	..	23,167	Pensionary P W R and D Programme	.. .	110
Total	..	23,167	Carried over ..	92,258	27,73,667
Total, Receipts	1,52,657	28,80,529			
Carried over	1,52,657	28,80,529			

PUBLIC WORKS DEPARTMENT, IRRIGATION BRANCH

HATHMATI AND KHARICUT CANAL,

CANAL PROJECT.

Part III.—Revenue Account for, and to end of, 1952-53.

GROSS RECEIPTS			GROSS WORKING EXPENSES		
Minor heads.	Total		Heads of Accounts (Minor and Service heads).	Total.	
	During the year	To end of the year		During the year.	To end of the year
1	2	3	4	5	6
	Rs	Rs.		Rs.	Rs.
Brought over..	1,52,657	28,80,529	Brought over	92,258	27,73,607
			Profit and Loss	186
			VI—REFUNDS OF REVENUE		8,354
			Suspense Account
			Deduct—Receipts on Revenue Account.	---	146
			Total	92,258	27,77,561
			Share of Collection Charges in the Civil Department.	...	72,288
			Total Direct Charges	92,258	28,49,849
			Indirect Charges debitable to Revenue Account as per Account No 5	747	55,202
			Total, Charges	93,005	29,05,051
			Balance Net Revenue	59,652	(-)24,622
GRAND TOTAL	1,52,657	28,80,529	GRAND TOTAL	1,52,657	28,80,529

N.B.—Last Capital Account detailed in the Administrative Accounts for 1922-23.

HATHMATI AND KHARICUT CANAL.

CANAL PROJECT.

Part IV.—Interest Account for, and to end of, 1952-53.

	Amount.			Amount.	
	Rs.			Rs.	
Total interest charges to end of 1951-52.	24,74,894		Net Revenue realized to end of 1951-52 as per Part III.	(—) 84,174	
Interest charges for the year 1952-53.	41,396		Net Revenue realized during 1952-53 as per Part III.	59,652	
			Total Net Revenue realized to end of the year as per Part III.	(—) 24,522	
			Balance net interest charges ..	25,40,812	
Total ...	25,16,290		Total ...	25,16,290	

Part V.—Account of Indirect Charges for, and to end of, 1952-53.

Particulars.	Amount.		Particulars.	Amount.	
	During the year.	To end of the year.		During the year.	To end of the year.
	Rs.	Rs.		Rs.	Rs.
CAPITAL ACCOUNT.			REVENUE ACCOUNT.		
1. Capitalized abatement of Land Revenue.	1. Capitalized abatement of Land Revenue.	825
2. Leave and Pension Allowances.	2. Leave and Pension Allowances.	38,886
3. Audit and Accounts Establishment.	3. Audit and Accounts Establishment.	747	15,491
Total	Total ...	747	55,202

PUBLIC WORKS DEPARTMENT, IRRIGATION BRANCH,

DAMBAL TANK.

TANK PROJECT.

Part III.—Revenue Account for, and to end of, 1952-53.

GROSS RECEIPTS.			GROSS WORKING EXPENSES.		
Minor heads. 1	Total.		Heads of Accounts (Minor and Service heads) 4	Total.	
	During the year. 2	To end of the year 3		During the year. 5	To end of the year 6
	Rs	Rs		Rs	Rs
I.—DIRECT RECEIPTS.			I.—EXTENSIONS AND IMPROVEMENTS		
1. Water-rates from Irrigation	363	48,477	1. Head Works	15,806
2. Sales of water	2. Main Canals and Branches	48,035
3. Water-supply of town	3. Distributaries	..	796
4. Plantations	28,331	4. Drainage and Protective Works.
5. Other canal produce	315		Total	65,327
6. Water power	II.—MAINTENANCE AND REPAIRS.		
7. Navigation	1. Head Works	1,474	16,072
8. Rents of buildings	2. Main Canals and Branches	..	28,521
9. Fines	3. Distributaries	670
10. Recoveries of expenditure.	4	4. Drainage and Protective Works.
11. Miscellaneous receipts	110	13,240	Total ..	1,474	44,163
12. <i>Deduct</i> —Refunds	1,261	III.—COMPENSATION.		
Total ..	788	88,761	IV.—ESTABLISHMENT.		
II.—INDIRECT RECEIPTS			1 & 2. Direction and Accounts.	531	88,862
Irrigation share of Land Revenue collected in the Civil Department.	828	62,972	3. Executive		
Total ..	828	62,972	4. Collection Charges in C.D.	10	337
Total Receipts ..	1,616	1,51,733	5. Pensionary Charges ..	27	4,182
Carried over ..	1,616	1,51,733	Total ..	568	93,381
			V.—TOOLS AND PLANTS		
				22	2,039
			Carried over ..	2,064	2,04,910

DAMBAL TANK.

TANK PROJECT.

Part III—Revenue Account for, and to end of, 1952-53.

GROSS RECEIPTS.			GROSS WORKING EXPENSES.		
Minor heads.	Total.		Heads of Accounts (Minor and Service heads).	Total.	
	During the year	To end of the year.		During the year.	To end of the year.
1	2	3	4	5	6
	Rs.	Rs		Rs.	Rs.
Brought over ..	1,616	1,51,783	Brought over ..	2,064	2,04,910
			Profit and Loss
			VI.—REFUNDS OF REVENUE	126
			Suspense Account
			Deduct—Receipts on Revenue Account.
			Total ..	2,064	2,05,086
			Share of Collection Charges in the Civil Department.	6,325
			Total, Direct Charges	2,064	2,11,861
			Indirect Charges debitable to Revenue Account as per Account No. 5.	15	4,052
			Total Charges ..	2,079	2,15,913
			Balance Net Revenue ..	(—)463	(—)64,180
GRAND TOTAL ..	1,616	1,51,783	GRAND TOTAL ..	1,616	1,51,783

N B—Last Capital Account detailed in the Administrative Accounts for 1885-86
 Construction Estimate closed on 31st March 1886—vide G. R. No. 1411, dated 12th September 1893.
 Completion Report approved in G. R., No. 1138, dated 16th July 1894.

PUBLIC WORKS DEPARTMENT, IRRIGATION BRANCH

DAMBAL TANK.

TANK PROJECT.

Part IV.—Interest Account for, and to end of, 1952-53.

	Amount			Amount	
	Rs.			Rs.	
Total interest charges to end of 1951-52.	1,62,887		Net Revenue realized to end of 1951-52 as per Part III.	(—)	63,717
Interest charges for the year 1952-53.	2,023		Net Revenue realized during 1952-53 as per Part III.	(—)	463
			Total Net Revenue realized to end of the year as per Part III.	(—)	64,180
			Balance net interest charges ...		2,29,090
Total ...	1,64,910		Total ...		1,64,910

Part V.—Account of Indirect Charges for, and to end of, 1952-53.

Particulars.	Amount		Particulars	Amount.	
	During the year.	To end of the year.		During the year.	To end of the year.
	Rs.	Rs.		Rs.	Rs.
CAPITAL ACCOUNT.			REVENUE ACCOUNT.		
1. Capitalized abatement of Land Revenue.	1. Capitalized abatement of Land Revenue	...	124
2. Leave and Pension Allowances.	2. Leave and Pension Allowances.	3,016
3. Audit and Accounts Establishment.	3. Audit and Accounts Establishment.	15	912
Total	Total ...	15	4,052

MEDLERI TANK.

TANK PROJECT.

Part III.—Revenue Account for, and to end of, 1952-53.

GROSS RECEIPTS.			GROSS WORKING EXPENSES.		
Minor heads. 1	Total.		Heads of Accounts (Minor and Service heads). 4	Total.	
	During the year. 2	To end of the year 3		During the year 5	To end of the year. 6
	Rs.	Rs.		Rs	Rs
I.—DIRECT RECEIPTS			I—EXTENSIONS AND IMPROVEMENTS.		
1. Water-rates from Irrigation	3,184	40,364	1. Head Works	141
2. Sales of water	2 Main Canals and Branches
3. Water-supply of town	3. Distributaries
4 Plantations	8,204	4 Drainage and Protective Works.
5. Other canal produce	105				
6 Water-power	Total	...	141
7. Navigation	II.—MAINTENANCE AND REPAIRS.		
8. Rents of buildings	1. Head Works	592	10,650
9 Fines	" Main Canals and Branches	10,833
10. Recoveries of expenditure.	3. Dis. utaries	2,191
11. Miscellaneous receipts	267	2,569	4. Drainage and Protective Works.
12 Deduct—Refunds	24	Total	592	35,074
Total	3,556	51,173	III.—COMPENSATION.		
II.—INDIRECT RECEIPTS.			IV —ESTABLISHMENT.		
Irrigation share of Land Revenue collected in the Civil Department	1 & 2 Direction and Accounts.	285	35,312
Total	3 Executive ..		
Total Receipts	3,556	51,173	4 Collection Charges in O D	101	395
Carried over	3,556	51,173	5 Pensionary Charges	14	1,267
			Total	490	36,974
			V —TOOLS AND PLANTS		
				6	488
			Carried over	1,088	73,277

PUBLIC WORKS DEPARTMENT, IRRIGATION BRANCH

MEDLERI TANK,

TANK PROJECT.

Part III—Revenue Account for, and to end of, 1952-53.

GROSS RECEIPTS.			GROSS WORKING EXPENSES.		
Minor heads.	Total.		Heads of Accounts (Minor and Service heads)	Total.	
	During the year	To end of the year		During the year	To end of the year
1	2	3	4	5	6
	Rs.	Rs.		Rs.	Rs.
Brought over .	3,556	51,173	Brought over .	1,088	73,277
			Profit and Loss
			VI.—REFUNDS OF REVENUE	299
			Suspense Account
			Deduct—Receipts on Revenue Account.
			Total ..	1,088	73,576
			Share of Collection Charges in the Civil Department.	1,268
			Total Direct Charges .	1,088	74,844
			Indirect Charges debitable to Revenue Account as per Account No. 5.	6	2,708
			Total, Charges ..	1,094	77,552
			Balance Net Revenue ..	2,462	(—) 26,379
GRAND TOTAL ..	3,556	51,173	GRAND TOTAL .	3,556	51,173

N.B.—Last Capital Account detailed in the Administrative Accounts for 1885-86
Construction Estimate closed on 31st March 1886—vide G. E. No. 1411, dated 12th September 1893,
Completion Report approved in G. E. No. 1138, dated 16th July 1894.

MEDLERI TANK.

TANK PROJECT.

Part IV.—Interest Account, for and to end of, 1952-53.

	Amount.			Amount.	
	Rs.			Rs.	
Total interest charges to end of 1951-52.	2,00,453		Net Revenue realized to end of 1951-52 as per Part III.	(—)	28,841
Interest charges for the year 1952-53	2,605		Net Revenue realized during 1952-53 as per Part III.		2,462
			Total Net Revenue realized to end of the year as per Part III.	(—)	26,379
			Balance net interest charges ...		2,29,437
Total ...	203,058		Total ...		2,03,058

Part V.—Account of Indirect Charges for, and to end of, 1952-53.

Particulars	Amount.		Particulars.	Amount.	
	During the year.	To end of the year.		During the year.	To end of the year.
	Rs.	Rs.		Rs.	Rs.
CAPITAL ACCOUNT.			REVENUE ACCOUNT.		
1. Capitalized abatement of Land Revenue.	1. Capitalized abatement of Land Revenue
2. Leave and Pension Allowances.	2. Leave and Pension Allowances.	2,517
3. Audit and Accounts Establishment.	3. Audit and Accounts Establishment.	6	191
Total	Total ...	6	2,708

PUBLIC WORKS DEPARTMENT, IRRIGATION BRANCH

MHASWA TANK.

TANK PROJECT.

Part III.—Revenue Account for, and to end of, 1952-53.

GROSS RECEIPTS			GROSS WORKING EXPENSES.		
Minor heads.	Total.		Heads of Accounts (Minor and Service head-)	Total	
	During the year	To end of the year		During the year.	To end of the year
1	2	3	4	5	6
	Rs.	Rs		Rs	Rs.
I—DIRECT RECEIPTS.			I.—EXTENSIONS AND IMPROVEMENTS		
1. Water-rates from Irrigation.	4,001	79,574	1. Head Works	0,774
2. Sales of water	14	2 Main Canals and Branches	4,037
3. Water-supply of town	3 Distributaries	..	580
4 Plantations ..	80	} 26,723	4 Drainage and Protective Works
5 Other canal produce ..	10		Total
6 Water-power	II.—MAINTENANCE AND REPAIRS		
7 Navigation	1. Head Works	10,802
8 Rents of buildings	154	2 Main Canals and Branches	910	32,290
9 Fines	3 Distributaries	..	16,507
10 Recoveries of expenditure	5	4. Drainage and Protective Works
11. Miscellaneous receipts ..	429	46,262	Total	910	59,768
12. <i>Deduct—Refunds</i> ..	50	58	III.—COMPENSATION
Total ..	4,470	1,52,674	IV.—ESTABLISHMENT		
II.—INDIRECT RECEIPTS			1 & 2 Direction and Accounts	} 812	65,059
Irrigation share of Land Revenue collected in the Civil Department.	3. Executive ..		
			4. Collection Charges in C D	80	573
			5 Pensionary Charges	41	1,831
Total	Total ..	933	67,463
Total Receipts ..	4,470	1,52,674	V.—TOOLS AND PLANTS	14	2,029
Carried over ..	4,470	1,52,674	Carried over ..	1,857	1,40,647

ADMINISTRATIVE ACCOUNTS FOR THE YEAR 1952-53

55

MHASWA TANK.

TANK PROJECT.

Part III.—Revenue Account for, and to end of, 1952-53.

GROSS RECEIPTS.			GROSS WORKING EXPENSES		
Minor heads. 1	Total		Heads of Accounts (Minor and Service heads) 4	Total.	
	During the year. 2	To end of the year. 3		During the year. 5	To end of the year. 6
	Rs.	Rs.		Rs.	Rs.
Brought over ..	4,470	1,52,674	Brought over ..	1,857	1,40,647
			Profit and Loss	149
			VI.—R E F U N D S O F R E V E N U E.	212
			Suspense Accounts
			Deduct—Receipts on Revenue Account.
			Total ..	1,857	1,41,008
			Share of Collection Charges in the Civil Department.	..	2,017
			Total, Direct Charges.	1,857	1,43,025
			Indirect Charges debitable to Revenue Account as per Account No 5.	0	4,935
			Total, Charges .	1,856	1,47,960
			Balance Net Revenue .	2,004	4,714
GRAND TOTAL	4,470	1,52,674	GRAND TOTAL ..	4,470	1,52,674

N B—Last Capital Account detailed in the Administrative Accounts for 1893-94.
Construction Estimate closed on 31st March 1887—vide G R. No 1111, dated 12th September 1893,
Completion Report approved in G R. No. 1224, dated 31st July 1894.

PUBLIC WORKS DEPARTMENT, IRRIGATION BRANCH.

MBASWA TANK.

TANK PROJECT.

Part IV.—Interest Account for, and to end of, 1952-53.

	Amount.			Amount.	
	Rs.			Rs.	
Total interest charges to end of 1951-52.	3,48,368		Net Revenue realized to end of 1951-1952 as per Part III.	2,110	
Interest charges for the year 1952-53.	4,282		Net Revenue realized during 1952-1953 as per Part III.	2,604	
			Total Net Revenue realized to end of the year as per Part III.	4,714	
			Balance net interest charges ...	3,47,936	
Total ...	3,52,650		Total ...	3,52,650	

Part V.—Account of Indirect Charges for, and to end of, 1952-53.

Particulars.	Amount.		Particulars.	Amount.	
	During the year.	To end of the year.		During the year.	To end of the year.
	Rs.	Rs.		Rs.	Rs.
CAPITAL ACCOUNTS.			REVENUE ACCOUNT.		
1. Capitalized abatement of Land Revenue.	1. Capitalized abatement of Land Revenue	120
2. Leave and Pension Allowances.	2. Leave and Pension Allowances.	4,477
3. Audit and Accounts Establishment.	3. Audit and Accounts Establishment.	9	338
Total	Total ...	9	4,935

MADAG TANK.

TANK PROJECT.

Part III.—Revenue Account for, and to end of, 1952-53.

GROSS RECEIPTS.			GROSS WORKING EXPENSES.		
Minor heads.	Total.		Heads of Accounts (Minor and Service heads)	Total.	
	During the year.	To end of the year		During the year	To end of the year.
1	2	3	4	5	6
	Rs.	Rs.		Rs.	Rs.
I—DIRECT RECEIPTS			I.—EXTENSIONS AND IMPROVEMENTS		
1 Water-rates from Irrigation	1,159	1,77,092	1 Head Works
2 Sales of water	2 Main Canals and Branches	..	1,835
3 Water-supply of town	3 Distributaries
4 Plantations	4 Drainage and Protective Works
5 Other canal produce	671	26,488			
6 Water-power				
7 Navigation	Total		1,835
8 Bents of buildings			
9 Fines	II.—MAINTENANCE AND REPAIRS.		
10 Recoveries of expenditure	1. Head Works	2,643	9,237
11 Miscellaneous receipts	..	607	2. Main Canals and Branches	..	90,336
12 Deduct—Refunds	..	94	3 Distributaries
Total	1,830	2,04,093	4. Drainage and Protective Works
II—INDIRECT RECEIPTS			Total	2,643	99,573
Irrigation share of Land Revenue collected in the Civil Department.	III.—COMPENSATION
			IV—ESTABLISHMENT.		
			1 & 2. Direction and Accounts	1,724	85,282
			3. Executive		
			4 Collection Charges in C. D	26	782
			5 Pensionary Charges	86	2,577
			Total	1,836	88,641
Total	V.—TOOLS AND PLANTS	40	1,530
Total Receipts	1,830	2,04,093	Carried over	4,519	1,91,629
Carried over	1,830	2,04,093			

PUBLIC WORKS DEPARTMENT, IRRIGATION BRANCH

MADAG TANK.

TANK PROJECT.

Part III.—Revenue Account for, and to end of, 1952-53.

GROSS RECEIPTS			GROSS WORKING EXPENSES		
Minor heads 1	Total		Heads of Accounts (Minor and Service heads) 4	Total.	
	During the year 2	To end of the year 3		During the year 5	To end of the year. 6
	Rs.	Rs		Rs.	Rs.
Brought over	1,830	2,04,093	Brought over	4,510	1,91,620
			Profit and Loss
			VI.—REFUNDS OF REVE- NUES.
			Suspense Account
			Deduct—Receipts on Revenue Account
			Total	4,510	1,91,620
			Share of Collection Charges in the Civil Department.	6,402
			Total Direct Charges	4,510	1,98,031
			Indirect Charges debitable to Revenue Account as per Account No 5	27	7,195
			Total, Charges	4,546	2,05,226
			Balance Net Revenue	-2,716	-1,133
GRAND TOTAL	1,830	2,04,093	GRAND TOTAL	1,830	2,04,093

N.B.—Last Capital Account detailed in the Administrative Accounts for 1888-89.

Construction Estimate closed on 31st March 1889—vide G B No. 1411, dated 12th September 1893.

Completion Report approved in G. B. No 1138, dated 16th July 1894.

MADAG TANK.

TANK PROJECT.

Part IV.—Interest Account for, and to end of, 1952-53.

	Amount.			Amount.	
	Rs			Rs.	
Total interest charges to end of 1951-52.	5,01,125		Net Revenue realized to end of 1951-52 as per Part III.		1,583
Interest charges for the year 1952-53.	5,362		Net Revenue realized during 1952-53 as per Part III.	(—) 2,716	
			Total Net Revenue realized to end of the year as per Part III.	(—) 1,133	
			Balance net interest charges ...		5,07,620
Total ...	5,06,487		Total ...		5,06,487

Part V.—Account of Indirect Charges for, and to end of, 1952-53.

Particulars.	Amount.		Particulars.	Amount.	
	During the year.	To end of the year.		During the year.	To end of the year.
	Rs.	Rs.		Rs.	Rs.
CAPITAL ACCOUNT.			REVENUE ACCOUNT.		
1. Capitalized abatement of Land Revenue.	1. Capitalized abatement of Land Revenue
2. Leave and Pension Allowances.	2. Leave and Pension Allowances.	6,729
3. Audit and Accounts Establishment.	3. Audit and Accounts Establishment.	27	466
Total	Total ...	27	7,195

PUBLIC WORKS DEPARTMENT, IRRIGATION BRANCH

ASUNDI TANK.

TANK PROJECT

Part III.—Revenue Account for, and to end of, 1952-53.

GROSS RECEIPTS			GROSS WORKING EXPENSES		
Minor heads.	Total		Heads of Accounts (Minor and Service heads).	Total.	
	During the year	To end of the year		During the year	To end of the year.
1	2	3	4	5	6
	Rs.	Rs.		Rs.	Rs.
I—DIRECT RECEIPTS			I—EXTENSIONS AND IMPROVEMENTS.		
1. Water-rates from Irrigation	2,914	47,122	1 Head Works	..	1,115
2. Sales of water	2 Main Canals and Branches	...	10,075
3. Water-supply of town	3 Distributaries
4 Plantations	..	9,004	4 Drainage and Protective Works
5. Other canal produce	88			Total
6. Water power	II.—MAINTENANCE AND REPAIRS.		
7. Navigation	1 Head Works	..	465
8. Rents of buildings	2 Main Canals and Branches	16,361
9. Fines	---	10	3 Distributaries	2,043
10. Recoveries of expenditure	4 Drainage and Protective Works
11. Miscellaneous receipts	1,001	4,169	Total	..	465
12 <i>Deductions—Refunds</i>	..	129	
Total	4,003	60,185	III—COMPENSATION.		
II—INDIRECT RECEIPTS			IV.—ESTABLISHMENT		
Irrigation share of Land Revenue collected in the Civil Department.	639	43,454	1 & 2 Direction and Accounts	304	47,201
			3. Executive	..	496
			4. Collection Charges in C D	65	1,400
			5 Pensionary Charges	15	..
Total	639	43,454	Total	384	49,097
Total Receipts	4,642	1,03,639	V.—TOOLS AND PLANTS.	7	1,090
Carried over	4,642	1,03,639	Carried over	856	1,05,478

ASUNDI TANK.

TANK PROJECT.

Part III.—Revenue Account for, and to end of, 1952-53.

GROSS RECEIPTS			GROSS WORKING EXPENSES.			
Minor heads.	Total		Head of Accounts (Minor and Service heads)	Total.		
	During the year.	To end of the year		During the year	To end of the year.	
1	2	3	4	5	6	
	Rs	Rs		Rs.	Rs.	
Brought over	4,642	1,03,639	Brought over	856	1,05,178	
			Profit and Loss	
			VI — REFUNDS OF REVENUE.			
			Suspense Account	
			Deduct — Receipts on Revenue Account	
			Total	856	1,05,478	
			Share of Collection Charges in the Civil Department.	4,678	
			Total Direct Charges.	856	1,10,156	
			Indirect Charges debitable to Revenue Account as per Account No 5	5	3,823	
			Total Charges	861	1,13,979	
			Balance Net Revenue	3,781	—10,340	
GRAND TOTAL	4,642	1,03,639	GRAND TOTAL	4,642	1,03,639	

N B—Last Capital Account detailed in the Administrative Accounts for 1889

Construction Estimate closed on 31st March 1890—vide G P. No 1411, dated 12th September 1893.

Completion Report approved in G R No 1138 dated 16th July 1894.

PUBLIC WORKS DEPARTMENT, IRRIGATION BRANCH

ASUNDI TANK.

TANK PROJECT.

Part IV.—Interest Account for, and to end of, 1952-53.

	Amount.			Amount	
		Rs.			Rs.
Total interest charges to end of 1951-52.	1,50,054		Net Revenue realized to end of 1951-52 as per Part III.	(-) 14,121	
Interest charges for the year 1952-53.	2,020		Net Revenue realized during 1952-53 as per Part III.	3,781	
			Total Net Revenue realized to end of the year as per Part III.	(-) 10,340	
			Balance net interest charges ...	1,62,414	
Total ...	1,52,074		Total ...	1,52,074	

Part V.—Account of Indirect Charges for, and to end of, 1952-53.

Particulars.	Amount		Particulars.	Amount.	
	During the year.	to end of the year.		During the year	To end of the year.
1	2	3		4	5
	Rs.	Rs.		Rs.	Rs.
CAPITAL ACCOUNT.			REVENUE ACCOUNT.		
1. Capitalized abatement of Land Revenue.	1. Capitalized abatement of Land Revenue.	9
2. Leave and Pension Allowance.	2. Leave and Pension Allowances.	...	3,527
3. Audit and Accounts Establishment.	3. Audit and Accounts Establishment.	5	227
Total	Total ...	5	3,823

MUCHKUNDI TANK.

TANK PROJECT.

Part III.—Revenue Account for, and to end of, 1952-53.

GROSS RECEIPTS.			GROSS WORKING EXPENSES		
Minor heads, 1	Total.		Heads of Accounts (Minor and Service heads), 4	Total	
	During the year 2	To end of the year 3		During the year 5	To end of the year. 6
	Rs.	Rs.		Rs.	Rs.
I.—DIRECT RECEIPTS.			I—EXTENSIONS AND IMPROVEMENTS		
1. Water-rates from Irrigation.	4,596	1. Head Works	590
2. Sales of water	830	2. Main Canals and Branches	1,159
3. Water-supply of town	3. Distributaries
4. Plantations	24,141	4. Drainage and Protective Works
5. Other canal produce	Total	1,749
6. Water power			
7. Navigation	II—MAINTENANCE AND REPAIRS.		
8. Rents of buildings	1. Head Works	7,225
9. Fines	71	2. Main Canals and Branches ..	1,022	34,712
10. Recoveries of expenditure	3. Distributaries
11. Miscellaneous receipts ..	1,470	32,662	4. Drainage and Protective Works
12. <i>Deduct—Refunds</i>	3,045	Total ..	1,022	41,937
Total ..	1,470	58,755	III—COMPENSATION
			IV—ESTABLISHMENT.		
II—INDIRECT RECEIPTS			1 & 2 Direction and Accounts ..	368	30,349
Irrigation share of Land Revenue collected in the Civil Department.			3 Executive ..		
			4 Collection Charges in O D	10
			5 Pensionary Charges ..	18	1,361
Total	Total	386	31,720
Total, Receipts ..	1,470	58,755	V TOOLS AND PLANTS	15	988
Carried over	1,470	58,755	Carried over	1,423	70,394

PUBLIC WORKS DEPARTMENT, IRRIGATION BRANCH

MUCHKUNDI TANK.

TANK PROJECT.

Part III.—Revenue Account for, and to end of, 1952-53.

GROSS RECEIPTS			GROSS WORKING EXPENSES		
Minor heads.	Total.		Heads of Accounts (Minor and Serviceheads)	Total	
	During the year.	To end of the year.		During the year.	To end of the year.
1	2	3	4	5	6
	Rs	Rs		Rs.	Rs.
Brought over	1,470	53,755	Brought over	1,423	70,394
			Profit and Loss	---	---
			VI—REFUNDS OF REVENUE.	---	---
			Suspense Account	---	---
			Deduct—Receipts on Revenue Account.	---	---
			Total	1,423	70,394
			Share of Collection Charges in the Civil Department	---	100
			Total Direct Charges	1,423	70,594
			Indirect Charges debitable to Revenue Account as per Account No 5.	10	2,268
			Total, Charges	1,433	72,862
			Balance Net Revenue	37	(—)20,097
GRAND TOTAL	1,470	53,755	GRAND TOTAL	1,470	53,755

N.B.—Last Capital Account detailed in the Administrative Accounts for 1890-91.

Construction Estimate closed on 31st March 1891—vide G. E. No. 1411, dated 12th September 1893, Completion Report approved in G. E. No. 662, dated 12th April 1894.

MUCHKUNDI TANK.

TANK PROJECT.

Part IV.—Interest Account for, and to end of, 1952-53.

	Amount.			Amount.	
	Rs.			Rs	
Total interest charges to end of 1951-52.	3,48,886		Net Revenue realized to end of 1951-52 as per Part III.	(—)20,134	
Interest charges for the year 1952-53.	4,662		Net Revenue realized during 1952-53 as per Part III.	37	
			Total Net Revenue realized to end of the year as per Part III.	(—)20,097	
			Balance net interest charges ..	3,73,648	
Total ..	3,53,548		Total ..	3,53,548	

Part V.—Account of Indirect Charges for, and to end of, 1952-53.

Particulars.	Amount.		Particulars.	Amount.	
	During the year.	To end of the year		During the year.	To end of the year.
	Rs.	Rs.		Rs.	Rs.
CAPITAL ACCOUNT.			REVENUE ACCOUNT		
1 Capitalized abatement of Land Revenue.	1. Capitalized abatement of Land Revenue.
2 Leave and Pension Allowances			2. Leave and Pension Allowances.	..	1,957
3 Audit and Accounts Establishment.			3 Audit and Accounts Establishment.	10	311
Total .			Total	10	2,268

PUBLIC WORKS DEPARTMENT, IRRIGATION BRANCH

BHADALWADI TANK.

TANK PROJECT.

Part III.—Revenue Account for, and to end of, 1952-53.

GROSS RECEIPTS			GROSS WORKING EXPENSES		
Minor heads. 1	Total		Heads of Accounts (Minor and Service heads) 4	Total.	
	During the year 2	To end of the year 3		During the year 5	To end of the year. 6
	Rs.	Rs.		Rs.	Rs.
I—DIRECT RECEIPTS			I—EXTENSIONS AND IMPROVEMENTS		
1. Water-rates from Irrigation	13,540	232 } 3,09,107 }	1 Head Works	2,764
2. Sales of water	..	30	2 Main Canals and Branches	2,465
3. Water-supply of town	3 Distributaries	..	274
4 Plantations	..	90	4 Drainage and Protective Works
5. Other canal produce	731	22,687	Total	5,488
6. Water power			
7 Navigation	II—MAINTENANCE AND REPAIRS.		
8. Rents of building	1 Head Works	3,378	19,427
9. Fines	119	2 Main Canals and Branches	41,240
10 Recoveries of expenditure.	3 Distributaries	61,098
11. Miscellaneous receipts	..	7,877	4 Drainage and Protective Works
12 <i>Deduct—Refunds</i>	..	310	Total ..	3,378	1,21,765
Total	14,321	3,39,600 } 232*	III—COMPENSATION.		
			
II—INDIRECT RECEIPTS			IV—ESTABLISHMENT		
Irrigation share of Land Revenue collected in the Civil Department.	1 & 2 Direction and Accounts	6,016	1,30,444
			3 Executive
			4 Collection Charges in C D	271	1,920
			5. Pensionary Charges	301	4,911
Total	Total	6,588	1,37,275
Total, Receipts	14,321	3,39,600 } 232 }	V.—TOOLS AND PLANTS		
				51	3,482
Carried over	14,321	3,39,600 } 232 }	Carried over	10,017	2,68,005

*Misclassification in the accounts for 1951-52 set right.

BHADALWADI TANK.

TANK PROJECT.

Part III.—Revenue Account for, and to end of, 1952-53.

GROSS RECEIPTS.			GROSS WORKING EXPENSES		
Minor heads.	Total.		Heads of accounts (Minor and Service heads).	Total.	
	During the year.	To end of the year.		During the year.	To end of the year.
1	2	3	4	5	6
	Rs.	Rs		Rs.	Rs.
Brought over ..	14,321	3,39,600 232	Brought over ..	10,017	2,68,005
			Profit and Loss ..	---	---
			VI.—REFUNDS OF REVENUE.	..	46
			Suspense Account ..	---	---
			Deduct—Receipts on Revenue Account.
			Total ..	10,017	2,68,051
			Share of Collection Charges in the Civil Department	..	7,869
			Total, Direct Charges ..	10,017	2,75,920
			Indirect Charges debitable to Revenue Account as per Account No 5.	84	7,776
			Total, Charges ..	10,051	2,83,696
			Balance Net Revenue ..	4,270	232 55,904
GRAND TOTAL	14,321	3,39,600 232	GRAND TOTAL	14,321	232 3,39,600

A.B.—Last Capital Account detailed in the Administrative Accounts for 1947-48.

Construction Estimate closed on 31st March 1891—vide G. R. No 1411, dated 12th September 1893.

Completion Report approved in G. R. No 827, dated 17th March 1894.

PUBLIC WORKS DEPARTMENT, IRRIGATION BRANCH

BHADALWADI TANK.

TANK PROJECT.

Part IV.—Interest Account for, and to end of, 1952-53.

	Amount.			Amount.	
	Rs			Rs.	
Total interest charges to end 1951-52	6,25,629		Net Revenue realized to end of 1951-52 as per Part III.	51,634	*232
Interest charges for the year 1952-53.	23,335		Net Revenue realized during 1952-53 as per Part III.	4,270	
			Total Net Revenue realized to end of the year as per Part III.	55,904	*232
			Balance net interest charges ..	*-232	5,93,060
Total	6,48,964		Total	6,48,964	

*Misclassification in the accounts for 1951-52 set right.

Part V.—Account of Indirect Charges for, and to end of, 1952-53.

Particulars.	Amount.		Particulars.	Amount.	
	During the year.	To end of the year.		During the year.	To end of the year
	Rs.	Rs.		Rs.	Rs.
CAPITAL ACCOUNT.			REVENUE ACCOUNT.		
1. Capitalized abatement of Land Revenue.		..	1. Capitalized abatement of Land Revenue.
2. Leave and Pension Allowances.	.	..	2. Leave and Pension Allowances.	..	6,965
3. Audit and Accounts Establishment.	..	.	3. Audit and Accounts Establishment.	34	811
Total	.	..	Total	34	7,776

BHATODI TANK.

TANK PROJECT.

Part III.—Revenue Account for, and to end of, 1952-53.

GROSS RECEIPTS			GROSS WORKING EXPENSES.		
Minor heads 1	Total.		Heads of Accounts (Minor and Service heads) 4	Total.	
	During the year 2	To end of the year 3		During the year. 5	To end of the year. 6
	Rs	Rs		Rs	Rs.
I.—DIRECT RECEIPTS			I.—EXTENSIONS AND IMPROVEMENTS		
1. Water-rates from Irrigation.	3,283	2,66,000	1 Head Works	..	11,099
2. Sales of water		20	2. Main Canals and Branches.	...	10,622
3 Water-supply of town	3. Distributaries	126
4 Plantations	605	} 39,051	4. Drainage and Protective Works
5. Other canal produce	455				
6. Water power			
7. Navigation	...	7			
8 Rents of buildings	..	1,313			
9. Fines	..	327			
10 Recoveries of expenditure	..	2	II.—MAINTENANCE AND REPAIRS.		
11. Miscellaneous receipts	..	87,105	1 Head Works	578	44,080
12. Deduct—Refunds	..	201	2 Main Canals and Branches	885	1,12,482
			3 Distributaries	10	8,600
			4. Drainage and Protective Works.
Total	4,343	3,73,633			
II.—INDIRECT RECEIPTS					
Irrigation share of Land Revenue collected in the Civil Department	...	92,885			
Revenue of lands irrigated by percolation as per G R No 1757, dated 16th October 1891.	146	11,244			
			III. COMPENSATION	0
			IV ESTABLISHMENT		
			1 & 2 Direction and Accounts	} 3,647	1,65,796
			3. Executive		
			4 Collection Charges in C. D.	86	808
			5 Pensionary Charges	183	4,490
Total	146	1,04,120			
Total Receipts	4,480	4,77,762			
			V TOOLS AND PLANTS	22	3,862
Carried over	4,480	4,77,762			
			Carried over	5,395	3,61,874

PUBLIC WORKS DEPARTMENT, IRRIGATION BRANCH

BHATODI TANK.

TANK PROJECT.

Part III.—Revenue Account for, and to end of, 1952-53.

GROSS RECEIPTS			GROSS WORKING EXPENSES.		
Minor heads.	Total.		Heads of Accounts (Minor and Service heads)	Total	
	During the year	To end of the year.		During the year	To end of the year.
1	2	3	4	5	6
	Rs.	Rs.		Rs.	Rs.
Brought over ..	4,489	4,77,762	Brought over ..	5,395	3,61,874
			Profit and Loss
			VI REFUNDE REVENUE. OF	...	1,265
			Suspense Account
			Deduct—Receipts on Revenue Account.
			Total ..	5,395	3,63,139
			Share of Collection Charges in the Civil Department.	...	13,152
			Total, Direct Charges ..	5,395	3,81,291
			Indirect Charges debitable to Revenue Account as per Account No. 5.	15	14,286
			Total, Charges ..	5,410	3,95,677
			Balance Net Revenue ..	(-)921	82,035
GRAND TOTAL ..	4,489	4,77,762	GRAND TOTAL ..	4,489	4,77,762

N.B.—Last Capital Account detailed in the Administrative Accounts for 1928-29

Construction Estimate closed on 31st March 1892—vide G. B. No. 1411, dated 12th September 1892.

BHATODI TANK.

TANK PROJECT.

Part IV.—Interest Account for, and to end of, 1952-53.

	Amount.			Amount.	
	Rs.			Rs.	
Total interest charges to end of 1951-52.	10,41,688		Net Revenue realized to end of 1951-52 as per Part III.	83,006	
Interest charges for the year 1952-53.	11,705		Net Revenue realized during 1952-53 as per Part III.	—921	
			Total Net Revenue realized to end of the year as per Part III.	82,085	
			Balance net interest charges ...	9,71,308	
Total ...	10,53,393		Total ...	10,53,393	

Part V.—Account of Indirect Charges for, and of, 1952-53.

Particulars.	Amount.		Particulars.	Amount.	
	During the year	To end of the year.		During the year.	To end of the year.
	Rs.	Rs.		Rs.	Rs.
CAPITAL ACCOUNT.			REVENUE ACCOUNT.		
1. Capitalized abatement of Land Revenue.	1. Capitalized abatement of Land Revenue.	102
2. Leave and Pension Allowances.	2. Leave and Pension Allowances.	13,577
3. Audit Accounts Establishment.	3. Audit and Accounts Establishment.	15	707
Total	Total ...	15	14,386

PUBLIC WORKS DEPARTMENT, IRRIGATION BRANCH

KRISHNA CANAL.

CANAL PROJECT.

Part III.—Revenue Account for, and to end of, 1952-53.

GROSS RECEIPTS			GROSS WORKING EXPENSES		
Minor heads.	Total.		Heads of Accounts (Minor and Service heads)	Total.	
	During the year	To end of the year.		During the year	To end of the year
1	2	3	4	5	6
	Rs.	Rs		Rs	Rs
I.—DIRECT RECEIPTS			I.—EXTENSIONS AND IMPROVEMENTS.		
1 Water-rates from Irrigation	97,590	37,71,427 ^{*-619}	1. Head Works	—15,918	8,59,519
2. Sales of water	..	228	2. Main Canals and Branches	..	55,343
3. Water-supply of town	6,232	3. Distributaries	..	1,810
4. Plantations	..	1,16,359	4. Drainage and Protective Works	.	34,772
5. Other canal produce	275		..	Total ..	—15,918
6. Water power	II—MAINTENANCE AND REPAIRS		
7. Navigation	1. Head Works	9,254	29,094
8. Rents of buildings	10	4,124	2. Main Canals and Branches	13,194	7,42,905
9. Fines	..	2	3. Distributaries	6,856	34,820
10. Recoveries of expenditure	..	26	4. Drainage and Protective Works.	.	395
11. Miscellaneous receipts	106	1,904	Total .	29,304	8,07,823
12. Deduct—Refunds	6,795	III—COMPENSATION.		
Total	97,981	38,93,507 ^{-619*}	32,089
II.—INDIRECT RECEIPTS.			IV—ESTABLISHMENT.		
Irrigation share of Land Revenue collected in the Civil Department.	1 & 2 Direction and Accounts	27,243	11,97,581
			3. Executive		
			4. Collection Charges in C. D.	1,962	23,474
			5. Pensionary Charges	1,335	45,699
Total	Total ..	30,540*	12,06,754
Total, Receipts	97,981	38,93,507 ⁻⁶¹⁹	V.—TOOLS AND PLANTS.		
Carried over	97,981	38,93,507 ⁻⁶¹⁹	Carried over	44,134	30,86,780

*Miscclassification in the accounts for 1951-52 set right.

KRISHNA CANAL.

CANAL PROJECT.

Part III.—Revenue Account for, and to end of, 1952-53.

GROSS RECEIPTS			GROSS WORKING EXPENSES.		
Minor heads 1	Total.		Heads of Accounts (Minor and Service heads) 4	Total.	
	During the year 2	To end of the year. 3		During the year. 5	To end of the year. 6
	Rs.	Rs.		Rs	Rs
Brought over ..	97,981	38,93,507 —619	Brought over	44,134	30,86,780
			Profit and Loss
			VI—REFUNDS OF REVENUE.	1,682
			Suspense Account
			Deduct—Receipts on Revenue Account.
			Total	44,134	30,86,412
			Share of Collection Charges in the Civil Department.	..	1,63,249
			Total, Direct Charges ..	44,134	32,51,661
			Indirect Charges debitable to Revenue Account as per Account No 5	134	58,756
			Total, Charges ..	44,268	33,10,417
			Balance Net Revenue ..	53,713	5,83,090 —619
GRAND TOTAL	97,981	38,93,507 —619	GRAND TOTAL	97,981	38,93,507 —619

N B —Last Capital Account detailed in the Administrative Accounts for 1929-30
Construction Estimate closed on 31st March 1892—vide G. B. No 777, dated 14th July 1892.
Completion Report approved in G. B. No. 49, dated 22nd January 1894.

PUBLIC WORKS DEPARTMENT, IRRIGATION BRANCH

KRISHNA CANAL,

CANAL PROJECT.

Part IV.—Interest Account for, and to end of, 1952-53.

	Amount.			Amount.	
	Rs.			Rs.	
Total interest charges to end of 1951-52.	26,08,539		Net Revenue realized to end of 1951-52 as per Part III.	5,29,377	*—619
Interest charges for the year 1952-53.	29,948		Net Revenue realized during 1952-53, as per Part III.	53,713	
			Total Net Revenue realized to end of the year as per Part III.	5,83,090	*—619
			Balance net interest charges ...	20,55,387	*619
Total ...	26,38,487		Total ...	26,38,487	

Part V.—Account of Indirect Charges for, and to end of, 1952-53.

Particulars	Amount.		Particulars.	Amount.	
	During the year	To end of the year		During the year.	To end of the year.
	Rs.	Rs.		Rs.	Rs.
CAPITAL ACCOUNT			REVENUE ACCOUNT.		
1. Capitalized abatement of Land Revenue	1. Capitalized abatement of Land Revenue.	64
2. Leave and Pension Allowances.	2. Leave and Pension Allowances.	45,029
3. Audit and Accounts Establishment.	3. Audit and Accounts Establishment.	134	13,663
Total ...			Total ...	134	58,756

*Misclassification in the accounts for 1951-52 set right.

UPPER MAN RIVER WORKS.

TANK PROJECT

Part III.—Revenue Account for, and to end of, 1952-53.

GROSS RECEIPTS			GROSS WORKING EXPENSES.		
Minor heads. 1	Total.		Heads of Accounts (Minor and Service heads). 4	Total.	
	During the year 2	To end of the year 3		During the year. 5	To end of the year. 6
	Rs.	Rs		Rs.	Rs.
I—DIRECT RECEIPTS			I—EXTENSIONS AND IMPROVEMENTS		
1 Water-rates from Irrigation.	7 835	2,01,501	1 Head Works	..	23,556
2. Sales of water	..	6	2 Main Canals and Branches.	19,174
3. Water-supply of town	3. Distributaries	...	170
4. Plantations	12,465	4 Drainage and Protective Works.
5. Other canal produce	103			Total
6 Water power			
7 Navigation	II.—MAINTENANCE AND REPAIRS.		
8. Rents of buildings	..	1,952	1. Head Works	403	35,317
9. Fines	6	9	2. Main Canals and Branches	5,594	1,13,622
10. Recoveries of expenditure.	3 Distributaries	76,821
11. Miscellaneous receipts	916	8,985	4. Drainage and Protective Works
12. Deduct—Refunds	..	307	Total	5,997	2,25,760
Total	8,860	3,14,611	III.—COMPENSATION.	1
II—INDIRECT RECEIPTS.			IV—ESTABLISHMENT.		
Irrigation share of Land Revenue collected in the Civil Department	1 & 2 Direction and Accounts	12,197	1,97,474
			3 Executive		
Total	4 Collection Charges in C.D.	167	1,222
Total, Receipts	8,860	3,14,611	5 Pensionary Charges	610	7,121
			Total	12,974	2,06,017
			V.—TOOLS AND PLANTS	89	6,370
Carried over	8,860	3,14,611	Carried over	19,060	4,81,548

PUBLIC WORKS DEPARTMENT, IRRIGATION BRANCH

UPPER MAN RIVER WORKS.

TANK PROJECT.

Part III.—Revenue Account for, and to end of, 1952-53.

GROSS RECEIPTS.			GROSS WORKING EXPENSES.		
Minor heads 1	Total		Heads of Accounts (Minor and Service heads) 4	Total.	
	During the year 2	To end of the year 3.		During the year 5	To end of the year 6
	Rs	Rs		Rs	Rs
Brought over	8,860	3,14,611	Brought over	19,060	4,81,542
			Profit and Loss
			VI—REFUNDS OF REVENUE	..	167
			Suspense Accounts
			Deduct—Receipts on Revenue Account
			Total	19,060	4,81,715
			Share of Collection Charges in the Civil Department	..	9,317
			Total, Direct Charges	19,060	4,91,032
			Indirect Charges debitable to Revenue Account as per Account No 5	00	12,261
			Total, Charges	19,120	5,03,299
			Balance Net Revenue	—10,260	—1,88,622
GRAND TOTAL	8,860	3,14,611	GRAND TOTAL	8,860	3,14,611

N.B.—Last Capital Account detailed in the Administrative Accounts for 1906-07

Construction Estimate closed on 31st March 1892—vide G. R. No. 1411, dated 12th September 1893

Completion Report approved in G. R. No. 816, dated 25th May 1918.

UPPER MAN RIVER WORKS.

TANK PROJECT.

Part IV.—Interest Account for, and to end of, 1952-53.

	Amount.			Amount.	
		Rs.			Rs.
Total interest charges to end of 1951-52.	11,05,314		Net Revenue realized to end of 1951-52 as per Part III.		-1,78,428
Interest charges for the year 1952-53.	13,827		Net Revenue realized during 1952-53 as per Part III.		-10,260
			Total Net Revenue realized to end of the year as per Part III.		-1,88,688
			Balance net interest charges ..		13,07,829
Total .	11,19,141		Total ..		11,19,141

Part V.—Account of Indirect Charges for, and to end of, 1952-53.

Particulars.	Amount.		Particulars.	Amount.	
	During the year.	To end of the year.		During the year.	To end of the year.
	Rs.	Rs.		Rs.	Rs.
CAPITAL ACCOUNT.			REVENUE ACCOUNT.		
1 Capitalized abatement of Land Revenue.	1. Capitalized abatement of Land Revenue.	..	24
2 Leave and Pension Allowances.	.	..	2. Leave and Pension Allowances.	..	10,780
3 Audit and Accounts Establishment.	..	.	3. Audit and Accounts Establishment.	60	1,463
Total .			Total	60	12,267

PUBLIC WORKS DEPARTMENT, IRRIGATION BRANCH

MAIN TANK.

TANK PROJECT.

Part III.—Revenue Account for, and to end of, 1952-53.

GROSS RECEIPTS.			GROSS WORKING EXPENSES.		
Minor heads.	Total.		Heads of Accounts (Minor and Service heads)	Total.	
	During the year	To end of the year.		During the year.	To end of the year.
1	2	3	4	5	6
I.—DIRECT RECEIPTS	Rs	Rs	I—EXTENSIONS AND IMPROVEMENTS.	Rs	Rs.
1. Water-rates from Irrigation.	9,471	*-305 5,83,216	1 Head Works	111	19,511
2 Sales of water	---	---	2 Main Canals and Branches	..	4,401
3 Water-supply of town	---	---	3 Distributaries	..	123
4 Plantations	----	} 25,285	4 Drainage and Protective Works.	..	----
5 Other canal produce	241				
6 Water power	---	---	Total	111	24,095
7 Navigation	----	---	II—MAINTENANCE AND REPAIRS		
8 Rents of buildings	4	366	1. Head Works	353	23,445
9 Fines	----	54	2 Main Canals and Branches	5,098	78,489
10 Recoveries of expenditure	----	32	3. Distributaries	7,370	60,044
11 Miscellaneous receipts	1,799	25,056	4. Drainage and Protective Works.	.	---
1 Deduct—Refunds	100	718	Total	12,821	1,81,978
Total	11,415	-305 5,33,291	III—COMPENSATION.	---	----
II.—INDIRECT RECEIPTS.			IV.—ESTABLISHMENT.		
Irrigation share of Land Revenue collected in the Civil Department.	----	----	1 & 2. Direction and Accounts.	} 26,337	1,56,227
			3. Executive		
Total	----	----	4. Collection Charges in C.D.	206	2,019
			5. Pensionary Charges	1,817	5,409
Total, Receipts	11,415	-305 5,33,291	Total	27,860	1,63,655
Carried over	11,415	-305 5,33,291	V.—TOOLS AND PLANTS.	194	5,020
			Carried over	40,986	3,74,748

*Misclassification in the account for 1951-52 set right.

MAINI TANK.

TANK PROJECT.

Part III.—Revenue Account for, and to end of, 1952-53.

GROSS RECEIPTS.			GROSS WORKING EXPENSES.		
Minor heads.	Total.		Heads of Accounts (Minor and Service heads).	Total.	
	During the year.	To end of the year.		During the year.	To end of the year.
1	2	3	4	5	6
Brought over	Rs. 11,415	Rs. 5,33,291 *—305	Brought over	Rs. 40,986	Rs. 3,74,748
			Profit and Loss	---	---
			VI.—REFUNDS OF REVENUE.	---	104
			Suspense Account	---	---
			Deduct—Receipts on Revenue Account		
			Total	40,986	3,74,852
			Share of Collection Charges in the Civil Department.		15,117
			Total, Direct Charges.	40,986	3,89,969
			Indirect Charges debitable to Revenue Account as per Account No. 5.	129	10,562
			Total, Charges	41,115	4,00,531
			Balance Net Revenue	*—29,700	*—305 1,32,760
GRAND TOTAL	11,415	5,33,291 —305	GRAND TOTAL	11,415	5,33,291 —305

N B—Last Capital Account detailed in the Administrative Accounts for 1948-49. Construction Estimate closed on 31st March 1882—vide G. R. No 1411, dated 12th September 1893, Completion Report approved in G. R. No.815, dated 22nd May 1893.

* Misclassification in the accounts for 1951-52 set right.

PUBLIC WORKS DEPARTMENT, IRRIGATION BRANCH

MAIN TANK.

TANK PROJECT.

Part IV.—Interest Account for, and to end of, 1952-53.

	Amount.			Amount.	
	Rs.			Rs.	
Total interest charges to end of 1951-52.	12,49,426		Net Revenue realized to end of 1951-52 as per Part III.	1,62,460	*—305
Interest charges for the year 1952-53.	24,018		Net Revenue realized during 1952-53 as per Part III	—29,700	
			Total Net Revenue realized to end of the year as per Part III.	1,32,760	*—305
			Balance net interest charges ..	11,40,684	*305
Total	12,73,444		Total ..	12,73,444	

Part V—Account of Indirect Charges for, and to end of, 1952-53.

Particulars.	Amount.		Particulars.	Amount.	
	During the year	To end of the year.		During the year	To end of the year.
	Rs.	Rs.		Rs.	Rs.
CAPITAL ACCOUNT.			REVENUE ACCOUNT.		
1. Capitalized abatement of Land Revenue.	1. Capitalized abatement of Land Revenue.	..	288
2. Leave and Pension Allowances.	2. Leave and Pension Allowances.	..	9,286
3. Audit and Accounts Establishment.	3. Audit and Accounts Establishment	129	988
Total	Total ..	129	10,562

*Misclassification in the accounts for 1951-52 set right.

ASHTI TANK.

TANK PROJECT.

Part III.—Revenue Account for, and to end of, 1952-53.

GROSS RECEIPTS			GROSS WORKING EXPENSES		
Minor heads. 1	Total		Heads of Accounts (Minor and Service heads) 4	Total	
	During the year 2	To end of the year. 3		During the year 5	To end of the year. 6
	Rs.	Rs.		Rs.	Rs.
I—DIRECT RECEIPTS			I—EXTENSIONS AND IMPROVEMENTS		
1. Water-rates from Irrigation.	44,217	9,50,100	1. Head Works	1,357	83,707
2. Sales of water	..	519	2. Main Canals and Branches	2,103	9,197
3. Water-supply of town	3. Distributaries	500	2,734
4. Plantations	4. Drainage and Protective Works.
5. Other canal produce	1,756	1,12,990	Total	4,050	95,038
6. Water power		
7. Navigation	II—MAINTENANCE AND REPAIRS		
8. Rents of buildings	..	837	1. Heads Works	15,526	1,85,995
9. Fines	..	532	2. Main Canals and Branches	4,044	1,75,410
10. Recoveries of expenditure	..	87	3. Distributaries	30	12,501
11. Miscellaneous receipts	3,547	1,90,484	4. Drainage and Protective Works.
12. Deduct—Refunds	..	2,029	Total	19,600	3,73,200
Total	49,520	12,53,485	III—COMPENSATION,	..	15
			IV—ESTABLISHMENT,		
II—INDIRECT RECEIPTS			1 & 2 Direction and Accounts	25,604	3,89,82
Irrigation share of Land Revenue collected in the Civil Department			3. Executive		
Total	4. Collection Charges in C. D.	802	8,462
			5. Pensionary Charges	1,280	17,040
Total, Receipts	49,520	12,53,485	Total	27,686	4,15,123
			V—TOOLS AND PLANTS	354	9,176
Carried over	49,520	12,53,485	Carried over	51,690	8,93,858

PUBLIC WORKS DEPARTMENT, IRRIGATION BRANCH

ASHTI TANK.

TANK PROJECT.

Part III.—Revenue Account for, and to end of, 1952-53.

GROSS RECEIPTS.			GROSS WORKING EXPENSES.		
Minor heads.	Total		Heads of Accounts (Minor and Service heads).	Total	
	During the year	To end of the year.		During the year.	To end of the year.
1	2	3	4	5	6
	Rs	Rs		Rs.	Rs.
Brought over	49,520	12,53,485	Brought over	51,690	8,93,858
			Profit and Loss
			VI—REFUNDS OF REVENUE	1,020
			Suspense Account
			<i>Deduct</i> —Receipts on Revenue Account		
			Total	51,690	9,94,887
			Share of Collection Charges in the Civil Department	28,380
			Total, Direct Charges	51,690	9,23,267
			Indirect Charges debitabte to Revenue Account as per Account No 5	237	17,158
			Total, Charges	51,927	9,40,425
			Balance Net Revenue	(—)2,407	3,13,060
GRAND TOTAL	49,520	12,53,485	GRAND TOTAL	49,520	12,53,485

N.B.—Last Capital Account detailed in the Administrative Account for 1923-24

Construction Estimate closed on 31st March 1893—vide G. B. No. 1411, dated 12th September 1893.

Completion Report approved in G. B. No 490, dated 15th March 1894.

ASHTI TANK.

TANK PROJECT.

Part IV.—Interest Account for, and to end of, 1952-53.

	Amount.			Amount.	
	Rs.			Rs.	
Total interest charges to end of 1951-52.	19,58,382		Net Revenue realized to end of 1951-52 as per Part III.	3,15,467	
Interest charges for the year 1952-53.	25,440		Net Revenue realized during 1952-53 as per Part III.	(—)2,407	
			Total Net Revenue realized to end of the year as per Part III.	3,13,060	
			Balance net interest charges ..	16,70,762	
Total ..	19,83,822		Total ..	19,83,822	

Part V.—Account of Indirect Charges for, and to end of, 1952-53.

Particulars.	Amount.		Particulars.	Amount.	
	During the year.	To end of the year.		During the year.	To end of the year.
	Rs.	Rs.		Rs.	Rs.
CAPITAL ACCOUNT			REVENUE ACCOUNT.		
1. Capitalized abatement of Land Revenue.	1. Capitalized abatement of Land Revenue.	..	107
2. Leave and Pension Allowances.	.	.	2. Leave and Pension Allowances.	..	13,992
3. Audit and Accounts Establishment.	.	.	3. Audit and Accounts Establishment.	237	3,059
Total			Total	237	17,158

PUBLIC WORKS DEPARTMENT, IRRIGATION BRANCH

REWARI CANAL.

CANAL PROJECT.

Part III.—Revenue Account for, and to end of, 1952-53.

GROSS RECEIPTS			GROSS WORKING EXPENSES.		
Minor heads.	Total.		Heads of Accounts (Minor and Service heads)	Total.	
	During the year	To end of the year		During the year.	To end of the year.
1	2	3	4	5	6
	Rs	Rs		Rs	Rs.
I.—DIRECT RECEIPTS.			I.—EXTENSION AND IMPROVEMENTS		
1. Water rates from Irrigation.	4,702	3,07,525	1. Head Works	7,073
2. Sales of water	..	29	2. Main Canals and Branches	..	7,489
3. Water-supply of town	3. Distributaries
4. Plantations	..	12,578	4. Drainage and Protective Works
5. Other canal produce	.. 46			Total	...
6. Water power	II.—MAINTENANCE AND REPAIRS.		
7. Navigation	1. Head Works	1,848	5,203
8. Rents of buildings	..	1,353	2. Main Canals and Branches	...	1,12,536
9. Fines	..	240	3. Distributaries	..	582
10. Recoveries of expenditure	4. Drainage and Protective Works.	1,710
11. Miscellaneous receipts	..	340	Total	1,848	1,20,121
12. <i>Deduct</i> —Refunds	..	405	III.—COMPENSATION.
Total	4,748	3,21,669	IV.—ESTABLISHMENT.		
II.—INDIRECT RECEIPTS.			1 & 2. Direction and Accounts	3,765	1,15,863
Irrigation share of Land Revenue collected in the Civil Department.	3. Executive		
			4. Collection Charges in C D	100	1,117
			5. Pensionary Charges	188	3,606
			Total	4,053	1,20,586
Total	V.—TOOLS AND PLANTS.	28	3,432
Total Receipts	4,748	3,21,669	Carried over	5,929	2,59
Carried over	4,748	3,21,669			

REWARI CANAL.

CANAL PROJECT

Part III.—Revenue Account for, and to end of, 1952-53.

GROSS RECEIPTS.			GROSS WORKING EXPENSES.		
Minor heads. 1	Total.		Heads of Accounts (Minor and Service heads). 4	Total.	
	During the year. 2	To end of the year. 3		During the year. 5	To end of the year. 6
	Rs.	Rs.		Rs.	Rs.
Brought over ..	4,748	3,21,660	Brought over ..	5,920	2,59,302
			Profit and Loss ..	---	---
			VI.—REFUNDS OF REVENUE.	19
			Suspense Account ..	---	---
			Deduct.—Receipts on Revenue Account.
			Total ..	5,920	2,59,321
			Share of Collection Charges in the Civil Department.	10,780
			Total, Direct Charges .	5,920	2,70,107
			Indirect Charges debitable to Revenue Account as per Account No 5.	18	8,281
			Total, Charges ..	5,947	2,78,388
			Balance Net Revenue ..	(—) 1,100	43,281
GRAND TOTAL	4,748	3,21,660	GRAND TOTAL ..	4,748	3,21,660

N.B.—Last Capital Account detailed in the Administrative Accounts for 1895-96 Construction Estimate closed on 31st March 1893—vide G. R. No 1411, dated 26th September 1893, Completion Report approved in G. R. No. 489, dated 15th March 1895.

PUBLIC WORKS DEPARTMENT, IRRIGATION BRANCH

REWARI CANAL.

CANAL PROJECT.

Part IV.—Interest Account for, and to end of, 1952-53.

	Amount.			Amount.	
	Rs.			Rs.	
Total interest charges to end of 1951-52.	1,73,994		Net Revenue realized to end of 1951-52 as per Part III.	44,480	
Interest charges for the year 1952-53.	1,888		Net Revenue realized during 1952-53 as per Part III.	(-),1,199	
			Total Net Revenue realized to end of the year as per Part III.	43,281	
			Balance net interest charges	1,32,601	
Total ..	1,75,882		Total ..	1,75,882	

Part V.—Account of Indirect Charges for, and to end of, 1952-53.

Particulars.	Amount.		Particulars	Amount.	
	During the year.	To end of the year.		During the year.	To end of the year.
	Rs.	Rs.		Rs.	Rs.
CAPITAL ACCOUNT.			REVENUE ACCOUNT.		
1. Capitalized abatement of Land Revenue.	1. Capitalized abatement of Land Revenue.
2. Leave and Pension Allowances.	2. Leave and Pension Allowances.	..	7,558
3. Audit and Accounts Establishment.	3. Audit and Accounts Establishment.	18	723
Total	Total ..	18	8,281

SHIRSUPHAL TANK.

TANK PROJECT.

Part III.—Revenue Account for, and to end of, 1952-53.

GROSS RECEIPTS.			GROSS WORKING EXPENSES.		
Minor heads. 1	Total.		Heads of Accounts (Minor and Service heads). 4	Total.	
	During the year. 2	To end of the year. 3		During the year. 5	To end of the year. 6
	Rs.	Rs.		Rs.	Rs.
I.—DIRECT RECEIPTS			I.—EXTENSIONS AND IMPROVEMENTS.]		
1. Water-rates from Irrigation.	6,680	2,71,499	1. Head Works	606
2. Sales of water	6	2. Main Canals and Branches	2,897
3. Water-supply of town	3. Distributaries
4. Plantations	60	17,260	4. Drainage and Protective Works.
5. Other canal produce ..				Total
6. Water power	II.—MAINTENANCE AND REPAIRS.		
7. Navigation	1. Head Works	4,552	66,053
8. Rents of buildings	2. Main Canals and Branches	41,589
9. Fines	124	3. Distributaries	29,471
10. Recoveries of expenditure	4. Drainage and Protective Works.
11. Miscellaneous receipts ..	147	21,422	Total ..	4,552	1,37,113
12. <i>Deduct</i> —Refunds	123	III.—COMPENSATION.
Total ..	6,887	3,10,188	IV.—ESTABLISHMENT.		
II—INDIRECT RECEIPTS			1 & 2 Direction and Accounts	8,107	1,55,554
Irrigation share of Land Revenue collected in the Civil Department.	3. Executive ..		
			4. Collection Charges in C D	7,372
			5. Pensionary Charges ..	405	
Total	Total	8,512	1,64,075
Total, Receipts ..	6,887	3,10,188	V—TOOLS AND PLANTS.	68	3,823
Carried over ..	7,866	3,10,188	Carried over ..	13,132	3,08,014

PUBLIC WORKS DEPARTMENT, IRRIGATION BRANCH

SHIRSUPHAL TANK

TANK PROJECT.

Part III.—Revenue Account for, and to end of, 1952-53.

GROSS RECEIPTS.			GROSS WORKING EXPENSES.		
Minor heads.	Total		Head of Accounts (Minor and Service heads)	Total	
	During the year.	To end of the year.		During the year.	To end of the year.
1	2	3	4	5	6
	Rs	Rs		Rs.	Rs.
Brought over ..	6,887	3,10,188	Brought over ..	13,132	3,08,014
			Profit and Loss
			VI—REFUNDS OF REVENUE.	10
			Suspense Account
			Deduct—Receipts on Revenue Account.		
			Total-	13,132	3,08,030
			Share of Collection Charges in the Civil Department.	6,023
			Total Direct Charges ..	13,132	3,14,053
			Indirect Charges debitable to Revenue Account as per Account No. 5	46	8,203
			Total Charges ..	13,178	3,23,216
			Balance Net Revenue ..	(—) 6,291	(—)13,028
GRAND TOTAL ..	6,887	3,10,188	GRAND TOTAL ..	6,887	3,10,188

N B—Last Capital Account detailed in the Administrative Accounts for 1895-96 Construction Estimate closed on 31st March 1893—vide G. E. No. 323, dated 23rd February 1894. Completion Report approved in G. E. No. 328, dated 23rd February 1894.

SHIRSUPHAL TANK.

TANK PROJECT.

Part IV.—Interest Account for and to end of 1952-53.

	Amount.			Amount.	
	Rs.			Rs.	
Total interest charges to end of 1951-52.	5,51,248		Net Revenue realized to end of 1951-52 as per Part III.		—6,737
Interest charges for the year 1952-53.	7,056		Net Revenue realized during 1952-53 as per Part III.		—6,291
			Total Net Revenue realized to end of the year as per Part III.		—13,028
			Balance net interest charges		5,71,332
Total ...	5,58,304		Total ...		5,58,304

Part V.—Account of Indirect Charges for, and to end of, 1952-53.

Particulars.	Amount.		Particulars.	Amount.	
	During the year.	To end of the year		During the year.	To end of the year.
	Rs.	Rs.		Rs.	Rs.
CAPITAL ACCOUNT.			REVENUE ACCOUNT.		
1. Capitalized abatement of Land Revenue.		..	1. Capitalized abatement of Land Revenue.
2. Leave and Pension Allowances.			2. Leave and Pension Allowances.	...	7,366
3. Audit and Account Establishment			3. Audit and Accounts Establishment.	46	897
Total			Total ..	46.	8,263

PUBLIC WORKS DEPARTMENT, IRRIGATION BRANCH

LOWER PANZRA RIVER WORKS.

TANK PROJECT.

Part III.—Revenue Account for, and to end of, 1952-53.

GROSS RECEIPTS.			GROSS WORKING EXPENSES.		
Minor heads 1	Total		Heads of Accounts (Minor and Service heads). 4	Total.	
	During the year 2	To end of the year 3		During the year 5	To end of the year. 6
	Rs.	Rs.		Rs.	Rs.
I—DIRECT RECEIPTS			I—EXTENSIONS AND IMPROVEMENTS		
1 Water rates from Irrigation.	22,204	9,24,424	1 Head Works	2,548
2 Sales of water ..	118	1,681	2 Main Canals and Branches	69,525	1,75,975
3. Water-supply of town	3 Distributaries	9,358
4. Plantations			4 Drainage and Protective Works.
5. Other canal produce ..	1,840	92,418	Total ..	69,525	1,87,876
6. Water power			
7. Navigation	II—MAINTENANCE AND REPAIRS.		
8. Rents of buildings ..	40	615	1. Head Works	42,264
9. Fines	1,311	2. Main Canals and Branches	69,905	1,85,985
10 Recoveries of expenditure		...	3 Distributaries	72,800
11. Miscellaneous receipts	1,286	17,894	4 Drainage and Protective Works	2,771
12. <i>Deduct—Refunds</i>	341	Total ..	69,905	2,52,870
Total ..	24,997	10,87,447	III—COMPENSATION
			IV.—ESTABLISHMENT.		
II.—INDIRECT RECEIPTS.			1 & 2 Direction and Accounts	61,729	3,08,703
Irrigation share of Land Revenue collected in the Civil Department.	8,189	5,07,902	3 Executive		
Total ..	8,189	5,07,902	4 Collection Charges in C.D	454	7,885
			5 Pensionary Charges ..	3,087	10,585
			Total ..	65,270	3,27,123
Total, Receipts ..	33,186	15,45,349	V.—TOOLS AND PLANTS.	2,091	7,045
Carried over ..	33,186	15,45,349	Carried over ..	2,08,791	7,75,514

LOWER PANZRA RIVER WORKS.

TANK PROJECT.

Part III.—Revenue Account for, and to end of, 1952-53.

GROSS RECEIPTS.			GROSS WORKING EXPENSES.		
Minor heads.	Total.		Heads of Accounts (Minor and Service heads)	Total.	
	During the Year.	To end of the year		During the year.	To end of the year.
1	2	3	4	5	6
Brought over	Rs 38,186	Rs 15,45,849	Brought over	Rs, 2,08,791	Rs. 7,75,514
			Profit and Loss	19
			VI—REFUNDS OF REVENUE	3,896
			Suspense Account	140
			Deduct—Receipts on Revenue Account.
			Total ..	2,08,791	7,70,569
			Share of Collection Charges in the Civil Department	..	91,689
			Total, Direct Charges ..	2,08,791	8,71,208
			Indirect Charges debitable to Revenue Account as per Account No. 5.	1,894	19,253
			Total, Charges	2,08,186	8,90,460
			Balance, Net Revenue	(—) 1,74,999	9,54,889
GRAND TOTAL	38,186	15,45,849	GRAND TOTAL	38,186	15,45,849

N. B.—Last Capital Account detailed in the Administrative Accounts for 1898-99.
 Construction Estimate closed on 31st March 1896—vide G. B. No. 148, dated 31st January 1896,
 Completion Report approved in G. B. No. 13921, dated 8th October 1896

PUBLIC WORKS DEPARTMENT, IRRIGATION BRANCH

LOWER PANZRA RIVER WORKS.

TANK PROJECT.

Part IV.—Interest Account for, and to end of, 1952–53.

	Amount.			Amount.	
	Rs.			Rs.	
Total interest charges to end of 1951–52.	13,01,611		Net Revenue realized to end of 1951–52 as per Part III.	8,29,888	
Interest charges for the year 1952–53.	14,810		Net Revenue realized during 1952–53 as per Part III.	1,74,999	
			Total Net Revenue realized to end of the year as per Part III.	6,54,889	
			Balance net interest charges. ...	6,61,532	
Total	13,16,421		Total	13,16,421	

Part V.—Account of Indirect Charges for, and to end of, 1952–53.

Particulars.	Amount.		Particulars.	Amount.	
	During the year.	To end of the year.		During the year.	To end of the year.
	Rs.	Rs.		Rs.	Rs.
CAPITAL ACCOUNT.			REVENUE ACCOUNT.		
1. Capitalized abatement of Land Revenue.	1. Capitalized abatement of Land Revenue	...	94
2. Leave and Pension Allowances.	2. Leave and Pension Allowances.	...	16,405
3. Audit and Accounts Establishment.	3. Audit and Accounts Establishment.	1,394	2,753
Total	Total	1,394	19,252

YERLA RIVER IRRIGATION WORKS.

TANK PROJECT.

Part III.—Revenue Account for, and to end of, 1952-53.

GROSS RECEIPTS			GROSS WORKING EXPENSES.		
Minor heads 1	Total.		Heads of Accounts (Minor and Service heads) 4	Total.	
	During the year 2	To end of the year 3		During the year 5	To end of the year. 6
	Rs.	Rs		Rs	Rs.
I—DIRECT RECEIPTS.			I.—EXTENSIONS AND IMPROVEMENTS.		
1. Water-rates from Irrigation.	37,843	*25,155 11,05,607	1. Head Works	51,905
2. Sales of water	3,708	2. Main Canals and Branches	33,573
3. Water-supply of town	3. Distributaries
4. Plantations	} 80,858	4. Drainage and Protective Works.
5. Other canal produce ..	3,836			Total
6. Water power			
7. Navigation	II.—MAINTENANCE AND REPAIRS.		
8. Rents of buildings	983	1. Head Works ..	3,355	1,50,814
9. Fines	120	2. Main Canals and Branches ..	9,423	3,12,826
10. Recoveries of expenditure	1,562	3. Distributaries	30,182
11. Miscellaneous receipts ..	1,562	11,195	4. Drainage and Protective Works.
12. <i>Deduct—Refunds</i> ..	7	953	Total ..	12,778	4,93,822
Total ..	43,234	12,03,140 25,155*	III.—COMPENSATION
II—INDIRECT RECEIPTS			IV.—ESTABLISHMENT.		
Irrigation share of Land Revenue collected in the Civil Department		1 & 2 Direction and Accounts ..	} 26,026	4,04,895
Total		...	3 Executive ..		
			4 Collection Charges in C.D ..	1,301	19,762
			Total	27,001	4,30,301
Total, Receipts	43,234	12,03,140 25,155	V.—TOOLS AND PLANTS.	192	14,075
Carried over	43,234	12,03,140 25,155	Carried over ..	40,571	10,23,760

*Misclassification in the accounts for 1951-52 set right.

PUBLIC WORKS DEPARTMENT, IRRIGATION BRANCH

YERLA RIVER IRRIGATION WORKS

TANK PROJECT.

Part III.—Revenue Account for, and to end of, 1968-68.

GROSS RECEIPTS.			GROSS WORKING EXPENSES		
Minor heads.	Total.		Heads of Accounts (Minor and Service heads)	Total	
	During the year	To end of the Year		During the Year.	To end of the Year
1	2	3	4	5	6
Brought over	Rs 43,234	Rs 12,03,140 25,155	Brought over	Rs. 40,571	Rs 10,28,766
			Profit and Loss
			VI.—REFUNDS OF REVENUE	..	71
			Suspense Account
			Deduct—Receipts on Revenue Account.
			Total	40,571	10,23,887
			Share of Collection Charges in the Civil Department	.	29,727
			Total, Direct Charges	40,571	10,53,614
			Indirect Charges debitable to Revenue Account as per Account No 5	128	25,077
			Total, Charges	40,699	10,78,641
			Balance Net Revenue	2,335	1,24,499 25,155
GRAND TOTAL	43,234	12,03,140 25,155	GRAND TOTAL	43,234	12,03,140 25,155

N.B.—Last Capital Account detailed in the Administrative Accounts for 1925-26.

Construction Estimate closed on 31st March 1896.—vide G. B. No. 666, dated 12th May 1896.

Completion Report approved in G. B. No 1419, dated 6th October 1897.

YERLA RIVER IRRIGATION WORKS.

TANK PROJECT.

Part IV.—Interest Account for, and to end of, 1952-53.

	Amount.			Amount.	
	Rs.			Rs.	
Total interest charges to end of 1951-52.	18,71,501		Net Revenue realized to end of 1951-52 as per Part III.	*25,155	}
				1,21,904	
Interest charges for the year 1952-1953.	24,716		Net Revenue realized during 1952-53 as per Part III.	2,535	
			Total Net Revenue realized to end of the year as per Part III.	124,499	}
				*25,155	
			Balance net interest charges...	17,71,718	
				*—25,155.	
Total ..	18,93,217		Total ...	18,90,217	

Part V.—Account of Indirect Charges for, and to end of, 1952-53.

Particulars.	Amount.		Particulars.	Amount.	
	During the year.	To end of the year.		During the year.	To end of the year.
	Rs.	Rs.		Rs.	Rs.
CAPITAL ACCOUNT.			REVENUE ACCOUNT.		
1. Capitalized abatement of Land Revenue.	1. Capitalized abatement of Land Revenue
2. Leave and Pension Allowances.	2. Leave and Pension Allowances.	...	21,793
3. Audit and Accounts Establishment.	..	.	3. Audit and Accounts Establishment.	128	3,279
Total .			Total ...	128	25,077

*Misclassification in the accounts for 1951-52 set right.

PUBLIC WORKS DEPARTMENT, IRRIGATION BRANCH

PARSUL TANK.

TANK PROJECT.

Part III.—Revenue Account for, and to end of, 1952-53.

GROSS RECEIPTS.			GROSS WORKING EXPENSES.		
Minor heads ^a .	Total.		Heads of Accounts (Minor and Service heads ^a)	Total	
	During the year.	To end of the year		During the year.	To end of the year.
1	2	3	4	5	6
	Rs	Rs		Rs.	Rs.
I.—DIRECT RECEIPTS			I.—EXTENSIONS AND IMPROVEMENTS		
1. Water-rates from Irrigation.	5,972	4,846 2,42,121	1. Head Works	...	5,370
2. Sales of water	..	350	2. Main Canals and Branches	1,099
3. Water-supply of town	3. Distributaries	..	320
4. Plantations	..	4,070	4. Drainage and Protective Works.
5. Other canal produce	3	1,199	Total	6,795
6. Water power	..	163			
7. Navigation	24	II.—MAINTENANCE AND REPAIRS		
8. Rents of buildings	...	3	1. Head Works	183	20,149
9. Fines	..	9,208	2. Main Canals and Branches	683	17,700
10. Recoveries of expenditure.	871	3. Distributaries	...	7,250
11. Miscellaneous receipts	59	17	4. Drainage and Protective Works	17
12. <i>Deduct</i> —Refunds	..	4,846 2,56,267	Total	866	45,116
Total	6,034	4,846 2,56,267			
			III.—COMPENSATION.
II.—INDIRECT RECEIPTS.			IV.—ESTABLISHMENT		
Irrigation share of Land Revenue collected in the Civil Department.			1 & 2 Direction and Accounts	1,847	73,287
			3 Executive
			4 Collection Charges in C.D	119	1,774
			5 Pensionary Charges	92	2,690
Total	Total	2,058	77,781
Total, Receipts	6,034	4,846 2,56,267	V.—TOOLS AND PLANTS.	13	1,600
Carried over	6,034	4,846 2,56,267	Carried over	2,937	1,31,242

^a Misclassification in the accounts for 1951-52 set right.

PARSUL TANK.

TANK PROJECT.

Part III.—Revenue Account for, and to end of, 1952-53.

GROSS RECEIPTS.			GROSS WORKING EXPENSES.		
Minor heads.	Total.		Heads of Accounts (Minor and Service heads).	Total.	
	During the year.	To end of the year		During the year.	To end of the year.
1	2	3	4	5	6
	Bs.	Bs.		Bs.	Bs.
Brought over	6,034	2,56,267 4,846	Brought over	2,937	1,31,242
			Profit and Loss	---	---
			VI.—REFUNDS OF REVENUE.	---	177
			Suspense Account	---	---
			Deduct—Receipts on Revenue Account.	...	---
			Total	2,937	1,31,419
			Share of Collection Charges in the Civil Department.	---	5,524
			Total, Direct Charges	2,937	1,36,943
			Indirect Charges debitable to Revenue Account as per Account No. 5.	9	4,063
			Total, Charges	2,946	1,40,996
			Balance Net Revenue	3,088	4,846 1,15,271
GRAND TOTAL	6,034	4,846 2,56,267	GRAND TOTAL	6,034	4,846 2,56,267

N B—Last Capital Account detailed in the Administrative Accounts for 1948-49.

Construction Estimate closed on 31st March 1896—vide G. R. No. 396, dated 14th March 1896.

Completion Report approved in G. R. No. 241, dated 17th January 1896.

PUBLIC WORKS DEPARTMENT, IRRIGATION BRANCH

PARSUL TANK.

TANK PROJECT.

Part IV.—Interest Account for, and to end of, 1952-53.

	Amount.			Amount	
		Rs.			Rs.
Total interest charges to end of 1951-52.	5,38,764		Net Revenue realized to end of 1951-52 as per Part III.	1,12,183 } *4,846 }	
Interest charges for the year 1952-53	18,872		Net Revenue realized during 1952-53 as per Part III.	3,088	
			Total Net Revenue realized to end of the year as per Part III.	1,15,271 } 4,846 }	
			Balance net interest charges ..	4,42,365 } *—4,846 }	
Total ...	5,57,636		Total ...	5,57,636	

Part V.—Account of Indirect Charges for, and to end of, 1952-53.

Particulars.	Amount.		Particulars.	Amount.	
	During the year.	To end of the year		During the year.	To end of the year.
	Rs.	Rs.		Rs.	Rs.
CAPITAL ACCOUNT.			REVENUE ACCOUNT		
1. Capitalized abatement of Land Revenue.	1. Capitalized abatement of Land Revenue.
2. Leave and Pension Allowances	2. Leave and Pension Allowances..	3,699
3. Audit and Accounts Establishment.	3. Audit and Accounts Establishment.	9	354
Total	Total ...	9	4,053

*Misclassification in the accounts for 1951-52 set right.

MUTHA CANAL INCLUDING MATOBA TANK.]

TANK PROJECT.

Part III.—Revenue Account for, and to end of, 1952-53.

GROSS RECEIPTS			GROSS WORKING EXPENSES.		
Minor heads.	Total		Heads of Accounts (Minor and Service heads).	Total.	
	During the Year.	To end of the year.		During the Year.	To end of the year.
1	2	3	4	5	6
	Rs	Rs		Rs	Rs
I.—DIRECT RECEIPTS		*254	I.—EXTENSIONS AND IMPROVEMENTS.		
1 Water-rates from Irrigation.	5,21,397	1,37,24,661	1. Head Works		74,893
2. Sales of water	33,227	4,54,239	2. Main Canals and Branches	11,945	1,18,511
3. Water-supply of town	2,33,977	1,12,31,189	3. Distributaries	90,357
4. Plantations	..	45,344	4. Drainage and Protective works.	6,378
5. Other canal produce	6,808	3,61,503	Total ..	11,945	2,85,639
6. Water power	..	71,441	P. W. E. and D. Programme.	..	16,542
7. Navigation	109	17,191	II—MAINTENANCE AND REPAIRS		
8. Rents of buildings	341	33,339	1. Head Works	11,231	4,68,964
9. Fines	12,660	2. Main Canals and Branches	46,977	20,23,253
10 Recoveries of expenditure	4,413	3. Distributaries	9,194	11,98,446
11 Miscellaneous receipts	6,682	3,92,442	4. Drainage and Protective	3,190	9,488
12 Deduct—Refunds	176	85,487	Total ..	70,592	87,00,151
Total ..	8,02,385	2,63,12,335 254	III—COMPENSATION	494
II—INDIRECT RECEIPTS			IV—ESTABLISHMENT.		
Irrigation share of Land Revenue collected in the Civil Department	66	3,360	1 & 2. Direction and Accounts	1,60,890	40,26,464
			3. Executive		
			4. Collection Charges in C.D.	7,382	55,364
			5. Pensionary Charges	8,007	1,30,520
Total	66	3,360	Total ..	1,76,279	42,12,348
	Rs		P. W. E and D Programme		13,344
Total, Receipts	8,02,451	2,63,16,295 254	V—TOOLS AND PLANTS	1,238	1,94,687
			P. W. E. and D Programme	537
Carried over	8,02,451	2,63,16,295 254	Carried over	2,60,054	84,23,742

* Misclassification in the accounts for 1951-52 set right.

PUBLIC WORKS DEPARTMENT, IRRIGATION BRANCH

MUTHA CANAL INCLUDING MATOBA TANK.

TANK PROJECT.

Part III.—Revenue Account for, and to end of, 1952-53.

GROSS RECEIPTS.			GROSS WORKING EXPENSES		
Minor heads.	Total.		Heads of Accounts (Minor and Service heads)	Total.	
	During the year.	To end of the year.		During the year.	To end of the year.
1	2	3	4	5	6
	Rs.	Rs.		Rs.	Rs.
Brought over	8,02,451	2,63,16,295 254	Brought over	2,60,054	84,23,742
	...		Profit and Loss
			VI—REFUNDS OF REVENUE.	53,448
			Suspense Account	(—)3,139
			Deduct—Receipts on Revenue Account.	3,546
			Total	2,60,054	84,70,505
			share of Collection Charges in the Civil Department.	4,12,649
			Total, Direct Charges	2,60,054	88,83,154
			Indirect Charges debitable to Revenue Account as per Account No. 5.	825	2,85,029
			Total, Charges	2,60,879	91,69,083
			Balance Net Revenue	5,41,672	1,71,47,212 254
GRAND TOTAL	8,02,451	2,63,16,295 254	GRAND TOTAL	8,02,451	2,63,16,295 254

N B—Last Capital Account detailed in the Administrative Accounts for 1943-44 Construction Estimate of the Mutha Canal closed on 31st March 1892—vide, G B No 1411, dated 12th September 1893
Completion report of the Mutha Canal approved in G B No 827, dated 17th May 1894

Note—Loss of revenue due to concession granted for wheat cultivation during Rabi season 1916-17—vide G.R. No. B-12317, dated 1st December 1917, Rs. 2665.

MUTHA CANAL INCLUDING MATOBA TANK

TANK PROJECT.

Part IV.—Interest Account for, and to end of, 1952-53.

	Amount.			Amount.	
	Rs.			Rs.	
Total interest charges to end of 1951-52.	1,85,49,332		Net Revenue realized to end of 1951-52 as per Part III.	*254	1,86,05,640 }
Interest charges for the year 1952-53.	2,30,604		Net Revenue realized during 1952-53 as per Part III.	5,41,572	
			Total Net Revenue realized to end of the year as per Part III.	1,71,47,212	*254 }
			Balance net interest charges ..	16,32,724	- *254 }
Total ..	1,87,79,936		Total ..	1,87,79,936	

Part V.—Account of Indirect Charges for, and to end of, 1952-53.

Particulars.	Amount.		Particulars.	Amount.	
	During the year.	To end of the year.		During the year.	To end of the year.
	Rs.	Rs.		Rs.	Rs.
CAPITAL ACCOUNT.			REVENUE ACCOUNT.		
1. Capitalized abatement of Land Revenue.	1. Capitalized abatement of Land Revenue.
2. Leave and Pension Allowances.	2. Leave and Pension Allowances.	..	2,67,623
3. Audit and Accounts Establishment.	3. Audit and Accounts Establishment.	825	18,306
Total	Total ..	825	2,85,929

*Misclassification in the accounts for 1951-52 set right.

GOKAK CANAL FIRST SECTION AND STORAGE WORKS.

CANAL PROJECT.

Part III.—Revenue Account for, and to end of, 1952-53.

GROSS RECEIPTS,			GROSS WORKING EXPENSES.		
Minor heads.	Total		Heads of Accounts (Minor and Service heads)	Total.	
	During the year	To end of the year		During the year.	To end of the year.
1	2	3	4	5	6
	Rs	Rs		Rs	Rs.
I.—DIRECT RECEIPTS			I—EXTENSIONS AND IMPROVEMENTS.		
1. Water-rates from irrigation	1,39,889	29,67,135	1 Head Works	1,527	19,333
2. Sales of water	1,475	32,816	2 Main Canals and Branches	1,945	12,768
3 Water-supply of town	3. Distributaries
4 Plantations	4 Drainage and Protective Works
5. Other canal produce	216	71,474	Total	3,472	32,141
6. Water power	..	8,38,610	Do Post-War Reconstruction and Develop- ment Programme	..	4,081
7. Navigation	..	30	II—MAINTENANCE AND REPAIRS		
8 Rents of buildings	132	4,382	1. Head Works	..	1,37,905
9. Fines	..	81	2. Main Canals and Branches	16,088	2,90,834
10. Recoveries of expenditure	..	5	3. Distributaries	..	27,377
11. Miscellaneous receipts	47,640	1,97,436	4. Drainage and Protective Works.	..	30
12. Deduct—Refunds	4	41,549	Total ..	16,038	4,05,236
Total	1,89,348	40,70,120	III.—COMPENSATION		
II.—INDIRECT RECEIPTS			IV—ESTABLISHMENT.		
Irrigation share of Land Revenue collected in the Civil Department	1 & 2 Direction and Accounts	36,595	4,95,046
			3. Executive
			4. Collection Charges in C.D	4,184	35,464
			5. Pensionary Charges	1,536	19,238
			Total .	42,315	5,49,748
			Do Post-War Reconstruction and Develop- ment Programme.	..	3,428
Total	V.—TOOLS AND PLANTS.	293	17,792
Total Receipts	1,89,348	40,70,120	Do Post-War Reconstruction and Develop- ment Programme.	..	125
Carried over	1,89,348	40,70,120	Carried over	62,118	10,72,551

GOKAK CANAL FIRST SECTION AND STORAGE WORKS.

CANAL PROJECT

Part III.—Revenue Account for, and to end of, 1952-53.

GROSS RECEIPTS.			GROSS WORKING EXPENSES.		
Minor heads.	Total.		Heads of Accounts (Minor and Service heads).	Total	
	During the year	To end of the year.		During the year.	To end of the year.
1	2	3	4	5	6
	Rs	Rs.		Rs.	Rs
Brought over ..	1,89,348	40,70,120	Brought over ..	62,118	10,72,551
			Profit and Loss
			VI—REFUNDS OF REVENUE	3,430
			Suspense Account
			Deduct—Receipts on Revenue Account
			Total ..	62,118	10,75,987
			Share of Collection Charges for the Civil Department	..	75,780
			Total, Direct Charges	62,118	11,51,767
			Indirect Charges debitable to Revenue Account as per Account No 5	195	27,086
			Total, Charges	62,313	11,78,853
			Balance Net Revenue	1,27,035	28,91,267
GRAND TOTAL	1,89,348	40,70,120	GRAND TOTAL	1,89,348	40,70,120

N.B.—Last Capital Account detailed in the Administrative Accounts for 1945-46. Construction Estimate closed on 31st March 1897—vide G. B. No 1393, dated 2nd October 1892, Completion Report approved in G. B. No. 327, dated 10th February 1900.

PUBLIC WORKS DEPARTMENT, IRRIGATION BRANCH.
GOKAK CANAL FIRST SECTION AND STORAGE WORKS
CANAL PROJECT

Part IV.—Interest Account for, and to end of, 1952-53.

	Amount.			Amount.	
	Rs.			Rs.	
Total interest charges to end of 1951-52.	30,55,478		Net Revenue realized to end of 1951-52 as per Part III.	27,64,232	
Interest charges for the year 1952-53.	52,312		Net Revenue realized during 1952-53 as per Part III.	1,27,035	
			Total Net Revenue realized to end of the year as per Part III.	28,91,267	
			Balance net interest charges	2,16,523	
Total	31,07,790		Total	31,07,790	

Part V.—Account of Indirect Charges for, and to end of, 1952-53.

Particulars.	Amount.		Particulars.	Amount.	
	During the year.	To end of the year.		During the year.	To end of the year.
	Rs.	Rs.		Rs.	Rs.
CAPITAL ACCOUNT.			REVENUE ACCOUNT.		
1. Capitalized abatement of Land Revenue.	1. Capitalized abatement of Land Revenue.	..	2
2. Leave and Pension Allowances.	2. Leave and Pension Allowances.	..	23,551
3. Audit and Accounts Establishment.	3. Audit and Accounts Establishment.	195	3,533
Total	Total ..	195	27,086

MHASWAD TANK,
TANK PROJECT.

Part III.—Revenue Account for, and to end of, 1952-53.

GROSS RECEIPTS			GROSS WORKING EXPENSES.		
Minor heads.	Total.		Heads of Accounts (Minor and Service heads).	Total.	
	During the year	To end of the year		During the year.	To end of the year.
1	2	3	4	5	6
	Rs.	Bs.		Rs.	Bs.
I.—DIRECT RECEIPTS			I.—EXTENSIONS AND IMPROVEMENT.		
1. Water-rates from Irrigation.	62,432	22,50,121	1 Head Works ..	825	57,926
2 Sales of water	2. Main Canals and Branches	176	16,431
3. Water-supply of town	4,096	3. Distributaries	3,687
4. Plantations	29,846	4. Transferred from Branch No III of N E B Canal as per G. L., P. W. D., No 5692/36-I, dated 5th February 1942.	512
5. Other canal produce ..	1,869	1,14,053	Total ..	1,001	78,536
6. Water power				
7. Navigation	II.—MAINTENANCE AND REPAIRS.		
8 Rents of buildings	2,562	1 Head Works ..	13,824	1,70,599
9. Fines	290	2 Main Canals and Branches	30,221	3,19,469
10. Recoveries of expenditure	17	3. Distributaries	1,07,655
11. Miscellaneous receipts ..	2,353	2,41,289	4. Transferred from Branch No III of N E B Canal vide G. L. quoted above.	1,01,943
12. <i>Deduct—Refunds</i>	41,541	Total ..	44,045	6,99,666
Total ..	66,654	26,00,733	III.—COMPENSATION.		
					75
II.—INDIRECT RECEIPTS.			IV.—ESTABLISHMENT		
Irrigation share of Land Revenue collected in the Civil Department.	1. & 2 Direction and Accounts.	48,787	7,78,333
			3. Executive ..		
			4 Collection Charges in C D	1,238	14,348
			Pensionary Charges ..	2,438	28,173
Total	Total ..	52,443	8,20,854
Total Receipts ..	66,654	26,00,733	V.—TOOLS AND PLANTS.		
				676	13,720
Carried over ..	66,654	26,00,733	Carried over ..	98,165	16,12,851

PUBLIC WORKS DEPARTMENT, IRRIGATION BRANCH

MHASWAD TANK.

TANK PROJECT.

Part III.—Revenue Account for, and to end of, 1952-53.

GROSS RECEIPTS			GROSS WORKING EXPENSES		
Minor heads	Total.		Heads of Accounts (Minor and Service heads).	Total.	
	During the year.	To end of the year		During the year.	To end of the year.
1	2	3	1	2	3
	Rs	Rs		Rs.	Rs.
Brought over	66,654	26,00,733	Brought over	98,165	16,12,851
			Profit and Loss
			VI—REFUNDS OF REVENUE.	.. .	423
			Suspense Account
			Deduct—Receipts on Revenue Account.
			Total	98,165	16,13,274
			Share of Collection Charges in the Civil Department.	.. .	62,960
			Total Direct Charges	98,165	16,70,234
			Indirect Charges debitable to Revenue Account as per Account No 5.	450	41,853
			Total Charges	98,615	17,18,087
			Balance Net Revenue	—31,961	8,82,640
GRAND TOTAL	66,654	26,00,733	GRAND TOTAL	66,654	26,00,733

N.B.—Last Capital Account detailed in the Administrative Accounts for 1906-07.
Construction Estimate closed on 31st March 1901—vide G B No 1197, dated 10th June 1901.
Completion Report approved in G B No 1106, dated 22nd April 1903.

MEASWAD TANK.

TANK PROJECT

Part IV.—Interest Account for, and to end of, 1952-53.

	Amount,			Amount,	
	Rs			Rs.	
Total interest charges to end of 1951-52.	49,39,389		Net Revenue realized to end of 1951-52 as per Part III.	9,14,607	
Interest charges for the year 1952-53.	66,689		Net Revenue realized during 1952-53 as per Part III.	—31,961	
			Total Net Revenue realized to end of the year as per Part III.	8,82,646	
			Balance net interest charges ..	41,23,432	
Total ..	50,06,078		Total ..	50,06,078	

Part V.—Account of Indirect Charges for, and to end of, 1952-53.

Particulars.	Amount		Particulars.	Amount.	
	During the year.	To end of the year.		During the year.	To end of the year.
	Rs.	Rs.		Rs.	Rs.
CAPITAL ACCOUNT.			REVENUE ACCOUNT.		
1 Capitalized abatement of Land Revenue.	1. Capitalized abatement of Land Revenue.	..	173
2. Leave and Pension Allowances.	2. Leave and Pension Allowances.	..	36,720
3 Audit and Accounts Establishment	3. Audit and Accounts Establishment.	450	4,960
Total ..			Total ..	450	41,853

PUBLIC WORKS DEPARTMENT, IRRIGATION BRANCH

JAMDA CANAL.

CANAL PROJECT.

Part III.—Revenue Account for, and to end of, 1952-53.

GROSS RECEIPTS.			GROSS WORKING EXPENSES.		
Minor heads.	Total.		Heads of Accounts (Minor and Service heads).	Total.	
	During the year.	To end of the year.		During the year.	To end of the year.
1	2	3	4	5	6
	Rs.	Rs.		Rs.	Rs.
I.—DIRECT RECEIPTS.			I.—EXTENSIONS AND IMPROVEMENTS		
1. Water-rates from Irrigation.	74,025	8,11,985	1. Head Works	87,157
2. Sale of water	212	2. Main Canals and Branches	88,059
3. Water-supply of town	3. Distributaries	1,404
4. Plantations	3,628	2,06,181	4. Drainage and Protective Works
5. Other canal produce	1,150	Total	..	76,680
6. Water power			
7. Navigation	II.—MAINTENANCE AND REPAIRS.		
8. Rents of buildings	34	2,912	1. Head Works	43,415	1,32,591
9. Fines	182	2. Main Canals and Branches	4,11,872
10. Recoveries of expenditure	2	3. Distributaries	16,721
11. Miscellaneous receipts	38	13,875	4. Drainage and Protective Works
12. Deduct—Refunds	1,067	Total	..	43,415
Total	78,873	10,34,282	
II.—INDIRECT RECEIPTS.			III.—COMPENSATION.		
Irrigation share of Land Revenue collected in the Civil Department.			IV.—ESTABLISHMENT.		
			1. & 2. Direction and Accounts	33,707	5,84,530
			3. Executive
			4. Collection Charges in C.D.	1,497	6,747
			5. Pensionary Charges	1,935	16,107
			Total	..	42,139
Total	V.—TOOLS AND PLANTS.	651	12,660
Total, Receipts	78,873	10,34,282	Carried over	84,205	12,57,608
Carried over	78,873	10,34,282			

JAMDA CANAL.

CANAL PROJECT.

Part III.—Revenue Account for, and to end of, 1952-53.

GROSS RECEIPTS.			GROSS WORKING EXPENSES.		
Minor heads.	Total.		Heads of Accounts (Minor and Service heads)	Total.	
	During the year.	To end of the year		During the year.	To end of the year.
1	2	3	4	5	6
	Rs.	Rs.		Rs.	Rs.
Brought over ..	78,873 .	10,84,282	Brought over ..	86,205	12,57,608
			Profit and Loss	84
			VI.—REFUNDS OF REVENUE.	...	1,102
			Suspense Accounts
			Deduct—Receipts on Revenue Account.
			Total ..	86,205	12,58,794
			Share of Collection Charges in the Civil Department.	...	17,797
			Total, Direct Charges ..	86,205	12,76,591
			Indirect Charges debitable to Revenue Account as per Account No. 5.	434	41,952
			Total, Charges ..	86,639	13,18,543
			Balance Net Revenue ..	(-) 7,766	(-)2,84,261
GRAND TOTAL	78,873	10,84,282	GRAND TOTAL	78,873	10,84,282

N B—Last Capital Account detailed in the Administrative Accounts for 1925-26.
Construction Estimate closed on 31st March 1902—vide G. R. No 5163, dated 1st May 1915
Completion Report approved in G. R. No 5163, dated 1st May 1915.

PUBLIC WORKS DEPARTMENT, IRRIGATION BRANCH

JAMDA CANAL.

CANAL PROJECT.

Part IV.—Interest Account for, and to end of, 1952-53.

	Amount.			Amount.	
	Rs.			Rs.	
Total interest charges to end of 1951-52.	30,61,056		Net Revenue realized to end of 1951-52 as per Part III.		—2,76,495
Interest charges for the year 1952-53.	33,447		Net Revenue realized during 1952-53 as per Part III.		—7,768
			Total Net Revenue realized to end of the year as per Part III.		—2,84,261
			Balance net interest charges		33,78,764
Total ..	30,94,503		Total ..		30,94,503

Part V.—Account of Indirect Charges for, and to end of, 1952-53

Particulars	Amount.		Particulars.	Amount.	
	During the year.	To end of the year.		During the year.	To end of the year.
	Rs.	Rs.		Rs.	Rs.
CAPITAL ACCOUNT.			REVENUE ACCOUNT.		
1. Capitalized abatement of Land Revenue.	1. Capitalized abatement of Land Revenue.	..	446
2. Leave and Pension Allowances.	2. Leave and Pension Allowances.	..	38,308
3. Audit and Accounts Establishment.	3. Audit and Accounts Establishment.	434	3,198
Total	Total ..	434	41,952

PATHRI TANK.

TANK PROJECT.

Part III—Revenue Account for, and to end of, 1952-53.

GROSS RECEIPTS.			GROSS WORKING EXPENSES		
Minor heads. 1	Total		Heads of Accounts (Minor and Service heads). 4	Total	
	During the year 2	To end of the year. 3		During the year 5	To end of the year. 6
	Rs	Rs		Rs	Rs.
I.—DIRECT RECEIPTS.			I—EXTENSION AND IMPROVEMENTS.		
1 Water-rates from Irrigation.	29,411	2,39,730	1 Head Works	9,711
2. Sales of water	...	1,25,231	2 Main Canals and Branches.	4,178
3. Water-supply of town	...	98,538	3. Distributaries
4 Plantations	...	18,638	4. Drainage and Protective Works.
5. Other canal produce	1,017			Total
6 Water power	II—MAINTENANCE AND REPAIRS.		
7. Navigation	1. Head Works	552	33,110
8. Rents of buildings	9	255	2. Main Canals and Branches.	1,536	42,073
9. Fines	..	28	3. Distributaries	395	6,045
10. Recoveries of expenditure	..	10	4. Drainage and Protective Works.
11. Miscellaneous receipts	1,602	16,167	Total	2,433	81,218
12. Deduct—Refunds	...	1,452	III—COMPENSATION
Total	32,030	4,97,202	IV—ESTABLISHMENT.		
II—INDIRECT RECEIPTS			1 & 2 Direction and Accounts.	2,638	32,313
Irrigation share of Land Revenue collected in the Civil Department.	3 Executive		
			4. Collection Charges in O. D.	619	3,072
			5. Pensionary Charges	135	3,318
Total		Total	3,442	39,808
Total, Receipts	32,030	4,97,202	V—TOOLS AND PLANTS	37	2,972
Carried over	32,030	4,97,202	Carried over	5,962	1,87,887

PUBLIC WORKS DEPARTMENT, IRRIGATION BRANCH

PATHRI TANK.

TANK PROJECT.

Part III.—Revenue Account for, and to end of, 1952-53.

GROSS RECEIPTS.			GROSS WORKING EXPENSES.		
Minor heads. 1	Total		Heads of Accounts (Minor and Service heads) 4	Total	
	During the year. 2	To end of the year. 3		During the year. 5	To end of the year. 6
	Rs.	Rs.		Rs.	Rs.
Brought over ..	32,039	4,97,202	Brought over ..	5,962	1,87,837
			Profit and Loss ..	---	---
			VI.—REFUNDS OF REVE- NUE.	---	4
			Suspense Account ..	---	—46
			Deduct—Receipts on Revenue Account.	---	---
			Tot 1 ..	5,962	1,87,845
			Share of Collection Charges in the Civil Department.	---	7,815
			Total, Direct Charges ..	5,962	1,95,660
			Indirect Charges debitable to Revenue Account as per Account No. 5.	25	3,644
			Total, Charges ..	5,987	1,99,304
			Balance Net Revenue ..	26,052	2,97,898
GRAND TOTAL ..	32,039	4,97,202	GRAND TOTAL ..	32,039	4,97,202

B. N.—Last Capital Account detailed in the Administrative Accounts for 1915-16.
Construction Estimate closed on 31st March 1902—vide G. R. No 1634, dated 6th July 1912.
Completion Report approved in G. R. No. 2452, dated 22nd August 1910

PATHRI TANK,

TANK PROJECT.

Part IV.—Interest Account for, and to end of, 1952-53.

	Amount.			Amount.	
	Rs.			Rs.	
Total interest charges to end of 1951-52.	10,35,289		Net Revenue realized to end of 1951-52 as per Part III.	2,71,846	
Interest charges for the year 1952-53.	20,876		Net Revenue realized during 1952-53 as per Part III.	26,052	
			Total Net Revenue realized to end of the year as per Part III.	2,97,898	
			Balance net interest charges ...	7,58,267	
Total ...	10,56,165		Total ...	10,56,165	

Part V.—Account of Indirect Charges for, and to end of, 1952-53.

Partiulars.	Amount.		Partiulars.	Amount.	
	During the year.	To end of the year.		During the year.	To end of the year.
	Rs.	Rs.		Rs.	Rs.
CAPITAL ACCOUNT.			REVENUE ACCOUNT.		
1. Capitalized abatement of Land Revenue	1. Capitalized abatement of Land Revenue.	101
2. Leave and Pension Allowances.	2. Leave and Pension Allowances.	2,768
3. Audit and Accounts Establishment.	3. Audit and Accounts Establishments.	25	775
Total	Total ...	25	3,644

PUBLIC WORKS DEPARTMENT, IRRIGATION BRANCH

BUDHIAL TANK.

TANK PROJECT.

Part IV.—Interest Account for, and to end of, 1952-53.

	Amount.			Amount.	
	Rs.			Rs.	
Total interest charges to end of 1951-52.	6,98,320		Net Revenue realized to end of 1951-52 as per Part III.	
Interest charges for the year 1952-53	16,996		Net Revenue realized during 1952-53 as per Part III.	
			Total Net Revenue realized to end of the year as per Part III.	
			Balance net interest charges ...		7,15,316
Total ...	7,15,316		Total ...		7,15,316

Part V.—Account of Indirect Charges for, and to end of, 1952-53.

Particulars	Amount.		Particulars.	Amount.	
	During the year.	To end of the year.		During the year	To end of the year.
	Rs.	Rs.		Rs.	Rs.
CAPITAL ACCOUNT			REVENUE ACCOUNT.		
1. Capitalized abatement of Land Revenue.	1. Capitalized abatement of Land Revenue.
2. Leave and Pension Allowances.	2. Leave and Pension Allowances.
3. Audit and Accounts Establishment.	3. Audit and Accounts Establishment.
Total	Total

NIRA LEFT BANK CANAL AND SHETPHAL TANK.

CAPITAL PROJECT.

Part II.—Detailed Account of Capital Expenditure for, and to end of, 1952-53.

Heads of Account, 1	Direct charges.		Cost of Construc- tions as now estimated (Con- struction esti- mate closed on —1), 4	Remarks, 5
	During the year, 2	To end of the year, 3		
	Rs.	Rs.	Rs.	
I.—WORKS.				
(1) HEAD WORKS.				
A. Preliminary Expenses	
B. Land	
C. Works	
K. Buildings	
M. Plantations	
O. Miscellaneous	
P. Maintenance	
Total, Head Works	21,25,874	21,24,203	
(2) MAIN CANALS AND BRANCHES.				
A. Preliminary Expenses	
B. Land	
D. Regulators	
E. Falls and Weirs	
F. River and Hill Torrent Works	
F. (1) Other Cross Drainage Works	
G. Bridges	
H. Escapes	
I. Navigation Works	
J. Mills	
K. Buildings	
L. Earth-work	
M. Plantations	
N. Tanks and Reservoirs	
O. Miscellaneous	
P. Maintenance	
Total, Main Canals and Branches ..	1,76,177	50,07,999	49,22,060	
Carried over	

NIRA LEFT BANK CANAL AND SHETPHAL TANK.

CANAL PROJECT.

Part II.—Capital Account for, and to end of, 1952-53.

Heads of Account. 1	Direct charges		Cost of Construction as now estimated (Construction estimate closed on —1—). 4	Remarks 5
	During the year 2	To end of the year. 3		
	Rs.	Rs.	Rs.	
Brought forward	
I.—WORKS—contd.				
(3) DISTRIBUTARIES.				
A. Ordinary	9,20,723	7,92,262	
B. Post War Reconstruction and Developments Programme	45,062	83,782(A)	
Total, Distributaries	
(a) Proportionate expenditure on Lloyd Dam and old Bhatgar Dam transferred from N. R. B. Canal.	27,76,936	
(5) WATER COURSES.				
A. Preliminary Expenses	
B. LAND	
C. Works	
L. Earth-work	
C. Miscellaneous	
Total, Water Courses	
(6) SPECIAL TOOLS PLANT	
(7) LOSSES ON STOCK	
Total I.—Works ..	1,76,177	108,76,594	79,22,307	

(A) Includes provision for establishment and tools and plant charges.

NIRA LEFT BANK CANAL AND SHETPHAL TANK.

CANAL PROJECT.

Part II—Capital Account for, and to end of, 1952-53.

Heads of Account. 1	Direct Charges.		Cost of Construction as now estimated (Construction estimate closed on —1). 4	Remarks. 5
	During the year. 2	To end of the year. 3		
	Rs.	Rs.	Rs.	
II.—ESTABLISHMENT.				
1. Proportionate establishment charges <i>vide</i> Note (A) under I.—Works.	6,25,527	
2. Ordinary ...	53,024	28,93,840	
3. P. W. R. & Programmes	8,407	
4. Pensionary charges ordinary ...	2,651	1,74,815	
5. Pensionary P. W. R. & A. Programme.	748	
Total, II.—Establishment ...	55,675	37,03,337	19,02,813	
III.—TOOLS AND PLANT—Ordinary				
	2,643	2,30,891	2,62,201	
P. W. R. & D. Programme	676	
IV. PROPORTIONATE TOOLS & PLATS CHARGES—<i>vide</i> note (A) under I.—Works.				
	..	97,450	
Grand Total ...	2,34,495	1,49,08,948	1,00,37,321	
V.—<i>Less</i> RECEIPTS ON CAPITAL ACCOUNT.				
	60,523	8,398	
Not Outlay ...	2,34,495	1,48,48,425	1,00,78,923	

PUBLIC WORKS DEPARTMENT, IRRIGATION BRANCH

NIRA LEFT BANK CANAL AND SHETPHAL TANK

CANAL PROJECT.

Part III.—Revenue Account for, and to end of, 1952-53.

GROSS RECEIPTS.			GROSS WORKING EXPENSES		
Minor heads.	Total		Heads of Accounts (Minor and Service head).	Total	
	During the year.	To end of the year.		During the year	To end of the year
1	2	3	4	5	6
I.—DIRECT RECEIPTS.			I.—EXTENSIONS AND IMPROVEMENTS		
	Rs.	Rs.		Rs.	Rs.
1. Water-rates from Irrigation	14,93,306	*—456 3,57,79,632	1. Head Works	43,527
2. Sales of water	15,539	1,97,034	2. Main Canals and Branches	6,582	1,44,483
3. Water-supply of town	12,965	3. Distributaries	1,988	62,197
4. Plantations	192	81,039	4. Drainage and Protective Works.	..	28,559
5. Other canal produce	1,923	1,50,080	Total	8,520	2,78,371
6. Water power	2,780	II.—MAINTENANCE AND REPAIRS.		
7. Navigation	1,039	1,092	1. Head Works	13,356	5,04,744
8. Rents of buildings	3,384	95,411	2. Main Canals and Branches	50,812	24,00,223
9. Fines	12,888	3. Distributaries	39,063	11,58,474
10. Recoveries of expenditure	86	15,716	4. Drainage and Protective Works.	4,991	72,511
11. Miscellaneous receipts	7,889	1,94,643	Total	1,08,222	40,85,957
12. Deduct—Refunds	6,179	1,34,456	III.—COMPENSATION		
Total	15,17,179	3,63,88,774 —456
II.—INDIRECT RECEIPTS.			IV.—ESTABLISHMENT.		
Irrigation share of Land Revenue collected in the Civil Department.	1 & 2. Direction and Accounts	2,59,192	69,20,240
			3. Executive		
Total	4. Collection Charges in C D	31,077	2,70,070
Total, Receipts	15,17,179	3,63,88,774 —456	5. Pensionary Charges	12,896	2,91,664
Carried over	15,17,179	3,63,88,774 —456	Total	3,08,167	65,90,994
			V.—TOOLS AND PLANTS.		
				1,750	1,14,043
			Carried over	4,21,639	1,10,12,770

*Misclassification in the account for 1951-52 set right.

NIRA LEFT BANK CANAL AND SHETPHAL TANK.

CANAL PROJECT.

Part III.—Revenue Account for, and to end of, 1952-53.

GROSS RECEIPTS			GROSS WORKING EXPENSES.		
Minor heads.	Total		Heads of Accounts (Minor and Service heads)	Total	
	During the year	To end of the year.		During the year.	To end of the year.
1	2	3	4	5	6
	Rs.	Rs.		Rs.	Rs.
Brought over ..	15,17,170	3,63,88,774 —486	Brought over ..	4,21,650	1,10,19,770
			Profit and Loss	—	—
			VI.—REFUNDS OF REVENUE.		20,539
			Suspense Account		
			Deduct—Receipts on Revenue Account.	22
			Total	4,21,650	1,10,40,287
			Share of Collection Charges in the Civil Department.	7,23,204
			Total, Direct Charges ..	4,21,650	1,17,69,691
			Indirect Charges debitable to Revenue Account as per Account No 5.	1,167	2,02,707
			Total, Charges ..	4,22,817	1,20,82,288
			Balance Net Revenue	10,94,353	2,46,56,486 —486
GRAND TOTAL ..	15,17,170	3,63,88,774 —486	GRAND TOTAL	15,17,170	3,63,88,774 —486

N B—Construction Estimate of Nira Left-Bank Canal closed on 31st March 1906—vide G. R. No 1547, dated 22nd April 1906
 Completion Report approved in G. R. No 2367, dated 3rd December 1907
 Construction estimate of Shetphal Tank closed on 31st March 1906—vide G. R. No 2434, dated 2nd October 1906.
 Loss of revenue due to concession granted for wheat cultivation during the Rabi season 1916-17—vide G. R. No. A-1-12327, dated 18th December 1917, Rs. 7,305.

PUBLIC WORKS DEPARTMENT, IRRIGATION BRANCH

NIRA LEFT BANK CANAL AND SHETPHAL TANK.

CANAL PROJECT.

Part IV.—Interest Account for, and to end of, 1952-53.

	Amount.			Amount.	
	Rs.			Rs.	
Total interest charges to end of 1951-52.	2,38,23,775		Net Revenue realized to end of 1951-52 as per Part III.	2,32,02,133	-486*
Interest charges for the year 1952-53.	6,16,947		Net Revenue realized during 1952-53 as per Part III.	10,94,353	
			Total Net Revenue realized to end of the year as per Part III.	2,43,56,486	-486
			Balance net interest charges ..	84,236	+486*
Total ..	2,44,40,722		Total ..	2,44,40,722	

Part V.—Account of Indirect Charges for, and to end of, 1952-53.

Particulars.	Amount.		Particulars.	Amount.	
	During the year.	To end of the year.		During the year.	To end of the year.
	Rs.	Rs.		Rs.	Rs.
CAPITAL ACCOUNT.			REVENUE ACCOUNT.		
1. Capitalized abatement of Land Revenue.	..	1,87,189	1. Capitalized abatement of Land Revenue.
2. Leave and Pension Allowances.	..	2,80,861	2. Leave and Pension Allowances.	..	2,31,975
3. Audit and Accounts Establishment.	1,762	34,982	3. Audit and Accounts Establishment.	1,167	30,732
Total ..	1,762	5,03,032	Total ..	1,167	2,62,707

*Misclassification in the accounts for 1951-52 set right.

NIRA LEFT BANK CANAL AND SHEHPHAL TANK

TANK PROJECT.

Part VI.—Statement comparing Capital Cost to end of 1952-53 with sanctioned Estimates.

Particulars.	Charges against closed sanctions.			Current sanctions.			Total charges to date against old and current sanctions.
	Expenditure against Construction Estimate.	Expenditure against open Capital sanctions.	Total.	Charges to date.	Amount of sanctioned Estimate.	Unspent balance of Estimate.	
1	2	3	4	5	6	7	8
	Rs.	Rs.	Rs.	Rs.	Rs.	Rs.	Rs.
DIRECT CHARGES.							
Works	47,68,387	1,66,098	49,34,485	59,42,114	29,87,827	—29,54,287	1,08,76,504
Establishment	11,46,855	64,204	12,11,059	23,08,940	6,91,147	—16,12,793	35,14,999
Pensionary Charges				1,88,338	607	—1,87,731	1,88,338
Tools and Plant	1,26,141	10,166	1,36,307	1,92,710	1,25,894	—66,816	3,29,017
Total	60,41,383	2,40,463	62,81,846	86,27,102	38,05,475	—48,21,627	1,49,08,948
Less—Receipts of Capital Account	8,382	16	8,398	52,125	...	—52,125	60,523
Net Total	60,33,001	2,40,447	62,73,448	85,74,977	38,05,475	—47,69,502	1,48,48,425
INDIRECT CHARGES.							
Capitalized abatement of Land Revenue.	1,88,159	4,080	1,87,189	1,87,189
Leave and Pension Allowances.	1,77,833	8,878	1,86,711	94,150	96,13 8	2,013	2,80,861
Audit and Accounts		379	379	34,603	28,361	—6,242	34,982
Total	3,66,992	13,287	3,74,279	1,28,753	1,24,5 4	—4,229	5,03,032
GRAND TOTAL	63,93,993	2,53,734	66,47,727	87,03,730	39,29 999	—47,73,731	1,53,51,457

PUBLIC WORKS DEPARTMENT, IRRIGATION BRANCH

KADWA RIVER WORKS.

RIVER PROJECT.

Part III.—Revenue Account for, and to end of, 1952-53.

GROSS RECEIPTS			GROSS WORKING EXPENSES		
Minor head 1	Total		Heads of Accounts (Minor and Service heads). 4	Total.	
	During the year. 2	To end of the year 3		During the year 5	To end of the year. 6
	Rs	Rs		Rs.	Rs.
I—DIRECT RECEIPTS			I.—EXTENSIONS AND IMPROVEMENTS		
1. Water-rates from Irrigation	1,27,369	23,91,589	1 Head Works	30,955
2. Sales of water	707	2 Main Canals and Branches	56,783
3. Water-supply of town	3. Distributaries	342
4. Plantations	46	83,712	4 Drainage and Protective Works.
5. Other canal produce	3,476			Total
6. Water power	II—MAINTENANCE AND REPAIRS.		
7. Navigation	10	1 Head Works	17,393	2,13,792
8. Rents of buildings	233	5,431	2 Main Canals and Branches.	8,057	4,09,668
9. Fines	1,239	3 Distributaries	520	39,839
10. Recoveries of expenditure.	2	4 Drainage and Protective Works	634
11. Miscellaneous receipts	1,452	34,755	Total	25,970	6,63,893
12. <i>Deduct—Refunds</i>	2,830	III.—COMPENSATION
Total	1,32,576	25,14,615	V.—ESTABLISHMENT		
II—INDIRECT RECEIPTS			1 & 2. Direction and Accounts.	55,281	9,43,40
Irrigation share of Land Revenue collected in the Civil Department	594	46,329	3. Executive		
Total	594	46,329	4. Collection Charges in C. D	2,504	21,583
Total, Receipts	1,33,170	25,60,944	5. Pensionary Charges	2,764	41,072
Carried over	1,33,170	25,60,944	Total	60,549	10,06,057
			V.—TOOLS AND PLANTS.	390	17,070
			Carried over	86,909	17,75,105

KADWA RIVER WORKS.

RIVER PROJECT.

Part III.—Revenue Account for, and to end of, 1952-53.

GROSS RECEIPTS			GROSS WORKING EXPENSES.		
Minor heads.	Total.		Heads of Accounts (Minor and Service heads)	Total.	
	During the year.	To end of the year		During the year.	To end of the year.
1	2	3	4	5	6
	Rs.	Rs.		Rs.	Rs.
Brought over	1,33,170	25,60,944	Brought-over	86,909	17,76,105
			Profit and Loss
			VI.—REFUNDS OF REVENUE.	.. .	528
			Suspense Account
			Deduct—Receipts on Revenue Account.
			Total	86,909	17,75,683
			Share of Collection Charges in the Civil Department		45,574
			Total, Direct Charges	86,909	18,21,207
			Indirect Charges debitable to Revenue Account as per Account No. 5.	60	55,125
			Total, Charges	87,189	18,76,332
			Balance Net Revenue	46,001	6,84,612
GRAND TOTAL	1,33,170	25,60,944	GRAND TOTAL	1,33,170	25,60,944

B—Last Journal Entry detailed in the Administrative Accounts for 1925-26
 Construction Estimates closed on 31st March 1928—old G. R. No. 2245, dated 25th August 1928,
 Completion Report approved in G. R. No. 1041 dated 29th April 1910.

KADWA RIVER WORKS.

RIVER PROJECTS.

Part IV.—Interest Account for, and to end of, 1952-53.

	Amount			Amount	
	Rs.			Rs.	
Total interest charges to end of 1951-52.	22,47,560		Net Revenue realized to end of 1951-52 as per Part III.	6,38,611	
Interest charges for the year 1952-53	32,391		Net Revenue realized during 1952-53 as per Part III.	40,001	
			Total Net Revenue realized to end of the year as per Part III.	6,84,612	
			Balance net interest charges ...	15,95,339	
Total ...	22,79,951		Total ...	22,79,951	

Part V.—Account of Indirect Charges for, and to end of, 1952-53.

Particulars.	Amount.		Particulars.	Amount	
	During the year.	To end of the year.		During the year.	To end of the year
	Rs.	Rs.		Rs.	Rs.
CAPITAL ACCOUNT.			REVENUE ACCOUNT.		
1. Capitalized abatement of Land Revenue.	1. Capitalized abatement of Land Revenue.	11
2. Leave and Pension Allowances.	2. Leave and Pension Allowance.	50,299
3. Audit and Accounts Establishment.	3. Audit and Accounts Establishment.	260	4,815
Total	Total ...	260	55,125

WANGROLI TANK.

TANK PROJECT.

Part III.—Revenue Account for, and to end of, 1952-53.

GROSS RECEIPTS.			GROSS WORKING EXPENSES.		
Minor heads 1	Total		Heads of Accounts {(Minor and Service heads) 4	Total	
	During the year. 2	To end of the year. 3		During the year. 5	To end of the year. 6
	Rs.	Rs.		Rs.	Rs.
I—DIRECT RECEIPTS			I—EXTENSIONS AND IMPROVEMENTS.		
1. Water-rates from Irrigation.	5,180	2,16,248	1. Head Works	..	1,829
2. Sales of water	.	4,041	2. Main Canals and Branches	1,19,726
3. Water-supply of town	..	61	3. Distributaries
4. Plantations	..	8,457	4. Drainage and Protective Works.
5. Other canal produce	108			Total	..
6. Water power					
7. Navigation			II—MAINTENANCE AND REPAIRS		
8. Rents of buildings		3	1. Head Works	4,413	82,880
9. Fines		15	2. Main Canals and Branches	1,580	1,60,080
10. Recoveries of expenditure		1,475	3. Distributaries	.	5,104
11. Miscellaneous receipts	1,015	38,886	4. Drainage and Protective Works	.	..
12. <i>Deduct—Refunds</i>		52	Total	5,993	2,48,044
Total	6,303	2,69,134	III—COMPENSATION
II—INDIRECT RECEIPTS			IV—ESTABLISHMENT		
Irrigation share of Land Revenue collected in the Civil Department		36,047	1 & 2 Direction and Accounts	1,077	65,811
			3 Executive		
Total		36,047	4 Collection Charges in C D	104	1,304
			5 Pensionary Charges	54	2,801
Total, Receipts	6,303	3,05,181	Total	1,285	69,916
Carried over	6,303	3,05,181	V—TOOLS AND PLANTS	90	4,082
			Carried over	7,318	3,43,597

PUBLIC WORKS DEPARTMENT, IRRIGATION BRANCH

WANGROLI TANK.

TANK PROJECT.

Part III.—Revenue Account for, and to end of, 1952-53.

GROSS RECEIPTS			GROSS WORKING EXPENSES		
Minor heads.	Total.		Heads of Accounts (Minor and Service heads)	Total	
	During the year.	To end of the year.		During the year.	To end of the year.
1	2	3	4	5	6
Brought over ..	Rs. 6,303	Rs. 3,05,181	Brought over ..	Rs. 7,318	Rs. 3,43,507
			Profit and Loss
			VI—REFUNDS OF REVENUE	103
			Suspense Accounts
			Deduct—Receipts on Revenue Account
			Total ..	7,318	3,43,700
			Share of Collection Charges in the Civil Department	8,054
			Total, Direct Charges ..	7,318	3,51,754
			Indirect Charges debitable to Revenue Account as per Account No 5 ..	60	6,534
			Total, Charges ..	7,378	3,58,288
			Balance Net Revenue ..	(—)1,075	(—)53,107
GRAND TOTAL ..	6,303	3,05,181	GRAND TOTAL ..	6,303	3,05,181

N.B.—Last Capital Account detailed in the Administrative Accounts for 1922-23
 Construction Estimate closed on 31st March 1909—vide G. R. No. 902, dated 31st March 1909.
 Completion Report approved in G. R. No. 729, dated 19th March 1910.

WANGROLI TANK

TANK PROJECT

Part IV —Interest Account for, and to end of, 1952-53.

	Amount.			Amount.	
	Rs.			Rs.	
Total interest charges to end of 1951-52.	3,77,192		Net Revenue realized to end of 1951-52 as per Part III.	(—)52,032	
Interest charges for the year 1952-53.	8,120		Net Revenue realized during 1952-53 as per Part III.	(—)1,075	
			Total Net Revenue realized to end of the year as per Part III.	(—)53,107	
			Balance net interest charges ..	4,38,419	
Total ..	3,85,312		Total ..	3,85,312	

Part V.—Account of Indirect Charges for, and to end of, 1952-53.

Particulars.	Amount.		Particulars.	Amount.	
	During the year	To end of the year.		During the year.	To end of the year.
	Rs.	Rs.		Rs.	Rs.
CAPITAL ACCOUNT			REVENUE ACCOUNT.		
1 Capitalized abatement of Land Revenue			1. Capitalized abatement of Land Revenue.		19
2 Leave and Pension Allowances.			2. Leave and Pension Allowances.		4,650
3 Audit and Accounts Establishment			3. Audit and Accounts Establishment	60	1,865
Total			Total	60	6,534

PUBLIC WORKS DEPARTMENT, IRRIGATION BRANCH

TRANZA NAGRAMA TANK.

TANK PROJECT.

Part III.—Revenue Account for, and to end of, 1952-53.

GROSS RECEIPTS.			GROSS WORKING EXPENSES.		
Minor heads.	Total.		Hads of Accounts (Minor and Service heads)	Total.	
	During the year.	To end of the year		During the year.	To end of the year.
1	2	3	4	5	6
	Rs.	Rs.		Rs.	Rs.
I—DIRECT RECEIPTS.			I—EXTENSIONS AND IMPROVEMENTS.		
1. Water-rates front Irrigation.	.	9,891	1. Head Works	.	6,055
2. Sales of water	2. Main Canals and Branches.	1,006
3. Water-supply of town	3. Distributaries
4. Plantations	..	.	4. Drainage and Protective Works.
5. Other canal produce	..	24	Total	..	7,061
6. Water power			
7. Navigation			II.—MAINTENANCE AND REPAIRS.		
8. Rents of buildings	..	.	1. Head Works	4102,	62,813
9. Fines	.	16	2. Main Canals and Branches	1,307	50,876
10. Recoveries of expenditure		37	3. Distributaries	..	91
11. Miscellaneous receipts	1,128	43,677	4. Drainage and Protective Works	..	1,333
12. <i>Deduct—Refunds</i>	.	644	Total	5,409	1,14,613
Total	1,152	57,261			
			III—COMPENSATION.		
II—INDIRECT RECEIPTS			IV.—ESTABLISHMENT.		
Irrigation share of Lead Revenue collected in the Civil Department.		660	1 & 2. Direction and Accounts	} 965	30,132
			3. Executive		
			4. Collection Charges in C. D		44
			5. Pensionary Charges	48	1,305
Total	.	660	Total	1,013	31,481
Total, Receipts	1,152	57,921	V—TOOLS AND PLANTS.	80	1,831
Carried over	1,152	57,921	Carried over	6,502	1,54,991

TRANZA NAGRAMA TANK.

TANK PROJECT.

Part III.—Revenue Account for, and to end of, 1952-53.

GROSS RECEIPTS.			GROSS WORKING EXPENSES		
Minor heads.	Total		Heads of Accounts (Minor and Service heads)	Total.	
	During the year.	To end of the year.		During the year	To end of the year
1	2	3	4	5	6
	Rs.	Rs.		Rs.	Rs.
Brought over	1,152	57,921	Brought over	6,502	1,54,991
			Profit and Loss		
			VI.—REFUNDS OF REVENUE.	...	199
			Suspense Account		
			Deduct.—Receipts on Revenue Accounts		
			Total	6,502	1,55,190
			Share of Collection Charges in the Civil Department.		465
			Total, Direct Charges	6,502	1,55,655
			Indirect Charges debitable to Revenue Account as per Account No 5	54	2,847
			Total Charges	6,556	1,58,502
			Balance Net Revenue	(—) 5,404	(—)1,00,581
GRAND TOTAL	1,152	57,921	GRAND TOTAL	1,152	57,921

N B —Last Capital Account detailed in the Administrative Accounts for 1913-14 Construction Estimate closed on 31st March 1909 —vide G. E. No. 2498, dated 12th October 1909, Completion Report approved in G. E. No. 1720, dated 6th August 1910,

TRANZA NAGRAMA TANK.

TANK PROJECT.

Part IV.—Interest Account for, and to end of, 1952-53.

	Amount.			Amount.	
	Rs.			Rs.	
Total interest charges to end of 1951-52.	3,85,664		Net Revenue realized to end of 1951-52 as per Part III.	(—)95,177	
Interest charges for the year 1952-53.	7,915		Net Revenue realized during 1952-53 as per Part III.	(—)5,404	
			Total Net Revenue realized to end of the year as per Part III.	(—)1,00,581	
			Balance net interest charges	4,84,160	
Total	3,93,579		Total	3,93,579	

Part V.—Account of Indirect Charges for, and to end of, 1952-53

Particulars.	Amount.		Particulars.	Amount.	
	During the year.	To end of the year.		During the year	To end of the year.
	Rs.	Rs.		Rs.	Rs.
CAPITAL ACCOUNT.			REVENUE ACCOUNT		
1. Capitalized abatement of Land Revenue	1 Capitalized abatement of Land Revenue.	..	38
2. Leave and Pension Allowances.	2. Leave and Pension Allowances.	..	1,906
3. Audit and Accounts Establishment.	3 Audit and Accounts Establishment	54	903
Total	Total ..	54	2,847

SAVLI TANK.

TANK PROJECT.

Part III.—Revenue Account for, and to end of, 1952-53.

GROSS RECEIPTS.			GROSS WORKING EXPENSES.		
Minor heads.	Total.		Heads of Accounts (Minor and Service head)	Total.	
	During the year.	To end of the year.		During the year.	To end of the year.
1	2	3	4	5	6
	Rs.	Rs.		Rs.	Rs.
I.—DIRECT RECEIPTS.			I.—EXTENSIONS AND IMPROVEMENTS		
1. Water-rates from Irrigation	20	2,17,768	1. Head Works	—1	5,068
2. Sales of water	..	1,101	2. Main Canals and Branches	9,669
3. Water-supply of town	100	3. Distributaries
4. Plantations	..	247	4. Drainage and Protective Works.
5. Other canal produce	4,926			
6. Water power			
7. Navigation			
8. Rents of buildings	..	14			
9. Fines			
10. Recoveries of expenditure	..	1,118			
11. Miscellaneous receipts	2,449	89,299			
12. <i>Deduct</i> —Refunds	..	133			
Total	2,460	2,64,435	Total	—1	14,737
II.—INDIRECT RECEIPTS.			II.—MAINTENANCE AND REPAIRS.		
Irrigation share of Land Revenue collected in the Civil Department.	3	1. Head Works	4,722	97,023
			2. Main Canals and Branches	1,216	1,09,289
			3. Distributaries	..	3,718
			4. Drainage and Protective Works.
Total		3	Total	5,938	2,10,090
Total, Receipts	2,460	2,64,435	II.—COMPENSATION.
Carried over	2,460	2,64,435	IV.—ESTABLISHMENT.		
			1 & 2 Direction and Accounts	1,064	53,720
			3 Executive	..	1,328
			4 Collection Charges in C D	53	2,416
			5 Pensionary Charges
			Total	1,117	57,464
			V.—TOOLS AND PLANIS	89	3,403
			Carried over	7,143	2,85,694

PUBLIC WORKS DEPARTMENT, IRRIGATION BRANCH

SAVLI TANK.

TANK PROJECT.

rt III.—Revenue Account for, and to end of, 1952-53.

GROSS RECEIPTS			GROSS WORKING EXPENSES		
Minor heads.	Total		Heads of Accounts (Minor and Service heads).	Total	
	During the year	To end of the year		During the year.	To end of the year.
1	2	3	4	5	6
	Rs.	Rs.		Rs.	Rs.
Brought over	2,469	2,64,438	Brought over	7,148	2,85,694
			Profit and Loss		
			VI—REFUNDS OF REVENUE		48
			Suspense Account		
			Deduct—Receipts on Revenue Account		
			Total	7,143	2,85,742
			Share of Collection Charges in the Civil Department		4,302
			Total Direct Charges	7,143	2,90,044
			Indirect Charges debatable to Revenue Account as per Account No 5	50	5,586
			Total, Charges	7,202	2,95,630
			Balance Net Revenue	—4,738	—3,192
GRAND TOTAL	2,469	2,64,438	GRAND TOTAL	2,469	2,64,438

N.B.—Last Capital Account detailed in the Administrative Accounts for 1912-13
 Construction Estimate closed on 31st March 1910—vide G. E. No 66, dated 17th January 1910,
 Completion Report approved in G. E. No. 2577, dated 15th March 1922,

SALVI TANK

TANK PROJECT

Part IV.—Interest Account for, and to end of, 1952-53.

	Amount.			Amount.	
	Rs.			Rs.	
Total interest charges to end of 1951-52.	3,62,435		Net Revenue realized to end of 1951-52 as per Part III.		—26,459
Interest charges for the year 1952-53	7,787		Net Revenue realized during 1952-53 as per Part III.		—4,733
			Total Net Revenue realized to end of the year as per Part III.		—31,192
			Balance net interest charges ...		4,01,414
Total ...	3,70,222		Total ...		3,70,222

Part V.—Account of Indirect Charges for, and to end of, 1952-53.

Particulars,	Amount.		Particulars,	Amount.	
	During the year,	To end of the year.		During the year.	To end of the year.
	Rs.	Rs.		Rs.	Rs.
CAPITAL ACCOUNT.			REVENUE ACCOUNT.		
1. Capitalized abatement of Land Revenue.	1. Capitalized abatement of Land Revenue.	449
2. Leave and Pension Allowances.	2. Leave and Pension Allowances.	3,584
3. Audit and Accounts Establishment.	3. Audit and Accounts Establishment.	59	1,553
Total	Total ...	59	5,586

CHANKAPUR TANK.

TANK PROJECT.

Part III.—Revenue Account for, and to end of, 1952-53.

GROSS RECEIPTS			GROSS WORKING EXPENSES.		
Minor heads	Total.		Heads of Accounts (Minor and Service heads)	Total.	
	During the year	To end of the year		During the year	To end of the year.
1	2	3	4	5	6
	Rs.	Rs		Rs.	Rs
I—DIRECT RECEIPTS.			I—EXTENSIONS AND IMPROVEMENTS.		
1. Water-rates from Irrigation	3,08,071	—4,846 38,45,999	1. Head Works	1,09,532
2. Sales of water	5,702	66,386	2. Main Canals and Branches	1,161	1,65,094
3. Water-supply of town		35	3. Distributaries	..	40,191
4. Plantations	177	21,470	4. Drainage and Protective Works.		9,314
5. Other canal produce	1,142		Total	1,161	3,24,131
6. Water power		617			
7. Navigation		14	II—MAINTENANCE AND REPAIRS		
8. Rents of buildings	86	9,564	1. Heads Works	6,168	2,47,278
9. Fines		467	2. Main Canals and Branches	20,505	8,94,619
10. Recoveries of expenditure	..	52	3. Distributaries	3,858	70,693
11. Miscellaneous receipts	2,818	44,029	4. Drainage and Protective Works	..	
12. <i>Deduct</i> —Refunds	44	8,605	Total	30,531	7,12,585
Total	3,17,952	—4,846* 39,79,938			
			III—COMPENSATION.
II—INDIRECT RECEIPTS.			IV—ESTABLISHMENT.		
Irrigation share of Land Revenue collected in the Civil Department.	1 & 2 Direction and Accounts.	67,500	13,58,410
			3. Executive		
Total			4. Collection Charges in C D	6,110	63,251
			5. Pensionary Charges	3,375	70,735
Total			Total	76,935	14,82,396
Total Receipts	3,17,952	—4,846* 39,79,938	V.—TOOLS AND PLANTS.	475	20,698
Carried over	3,17,925	—4,846* 39,79,938	Carried over	1,09,152	25,39,810

*Misclassification in the accounts for 1951-52 set right.

CHANKAPUR TANK.

TANK PROJECT.

Part III.—Revenue Account for, and to end of, 1952-53.

GROSS RECEIPTS.			GROSS WORKING EXPENSES.		
Minor heads.	Total		Heads of Accounts (Minor and Service heads)	Total.	
	During the year.	To end of the year.		During the year.	To end of the year.
1	2	3	4	5	6
	Rs.	Rs.		Rs.	Rs.
Brought over	3,17,962	39,79,938 (-)-4,846	Brought over	1,09,152	25,39,810
			Profit and Loss
			VI.—REFUNDS OF REVENUE.	40
			Suspense Account
			Deduct—Receipts on Revenue Account
			Total	1,09,152	25,39,850
			Share of Collection Charges in the Civil Department.	28,327
			Total, Direct Charges	1,09,152	25,68,177
			Indirect Charges debitable to Revenue Account as per Account No. 5.	317	32,662
			Total, Charges	1,09,469	26,00,839
			Balance Net Revenue	2,08,483	(-)-4,846 13,79,099
GRAND TOTAL	3,17,962	(-)-4,846 39,79,938	GRAND TOTAL	3,17,962	(-)-4,846 39,79,938

N B.—Last Capital Account detailed in the Administrative Accounts for 1943-44
 Construction Estimate closed on 31st March 1910—vide G R No 872, dated 1st April 1917.
 Completion Report approved in G R No 443, dated 3rd March 1911
 Loss of revenue due to Concession granted for wheat cultivation during the Rabi Season 1916 17—
 vide G R, No. A-1-12327, dated 10th December 1917, Rs 4,835.

CHANKAPUR TANK.

TANK PROJECT.

Part IV.—Interest Account for, and to end of, 1952-53

	Amount.			Amount.	
	Rs			Rs	
Total interest charges to end of 1951-52.	30,53,966		Net Revenue realized to end of 1951-52 as per Part III.	11,70,616	} (-)*4,846
Interest charges for the year 1952-53.	69,444		Net Revenue realized during 1952-53 as per Part III	2,08,483	
			Total Net Revenue realized to end of the year as per Part III.	13,79,099	} (-)4,846
			Balance net interest charges ..	17,44,311	
				*4,846	}
Total .	31,23,410		Total .	31,23,410	

Part V.—Account of Indirect Charges for, and to end of, 1952-53.

Particulars.	Amount.		Particulars.	Amount.	
	During the year.	To end of the year		During the year.	To end of the year.
	Rs.	Rs.		Rs.	Rs.
CAPITAL ACCOUNT.			REVENUE ACCOUNT.		
1. Capitalized abatement of Land Revenue.	.	..	1. Capitalized abatement of Land Revenue.	.	..
2. Leave and Pension Allowances.	.	..	2. Leave and Pension Allowances.	..	23,322
3. Audit and Accounts Establishment.	..	.	3. Audit and Accounts Establishment	317	9,340
Total ..			Total .	317	32,662

*Misclassification in the accounts for 1951-52 set right.

GODAVARI CANAL.

CANAL PROJECT.

Part II.—Detailed Account of Capital Expenditure for, and o end of, 1952-53.

Heads of Account.	Direct Charges.		Cost of Construction as now estimated (Construction estimate closed on —1).	Remarks.
	During the year.	To end of the year.		
1	2	3	4	5
	Rs.	Rs.	Rs.	
I.—WORKS.				
(1) HEAD WORKS.				
A. Preliminary Expenses	(—)13,595	44,653	90,480	
B. Land	1,45,082	25,88,347	31,64,194	
C. Works	43,64,387	1,57,93,588	1,69,40,764	
K. Buildings	48,073	12,26,796	12,78,063	
M. Plantations	
O. Miscellaneous	69,761	2,09,986	3,85,752	
P. Maintenance	72,606	2,28,575	4,80,177	
Total, Head Works	46,86,314	2,00,96,945	2,23,39,430	
(2) MAIN CANALS AND BRANCHES.				
A. Preliminary Expenses	21,448	1,43,774	29,652	
B. Land	1,07,788	1,07,788	
D. Regulators	29,752	29,752	
E. Falls and Weirs	
F. River and Hill Torrent Works	11,01,009	11,01,009	
F (1) Other Cross Drainage Works	
G. Bridges	1,10,261	1,10,261	
H. Escapes	20,437	20,437	
I. Navigation Works	
J. Mills	
K. Buildings	2,22,685	2,22,685	
L. Earth-work	17,67,009	17,67,009	
M. Plantations	8,907	8,907	
N. Tanks and Reservoirs	
O. Miscellaneous	15,350	15,350	
P. Maintenance	16,033	16,033	
Total, Main Canals and Branches	21,448	35,43,005	34,28,883	
Carried over	47,07,762	2,36,39,950	2,57,68,313	

GODAVARI CANAL.

CANAL PROJECT

Part II.—Capital Account for, and to end of, 1952-53

Heads of Account 1	Direct Charges		Cost of Construction as now estimated (Construction estimate closed on —1). 4	Remarks 5
	During the year. 2	To end of the year. 3		
	Rs.	Rs.	Rs.	
Brought forward	47,07,762	2,36,39,950	2,57,68,313	
I.—WORKS— <i>contd.</i>				
(3) DISTRIBUTARIES				
A. Preliminary Expenses	
B. Land	
C. Works	
L. Earth-work	
M. Plantations	
O. Miscellaneous	
P. Maintenance	
Total, Distributaries	5,76,525	6,29,872	
(4) DRAINAGE AND PROTECTIVE WORKS				
A. Preliminary Expenses	
B. Land	
C. Works	
L. Earth-work	
O. Miscellaneous	
P. Maintenance	
Total, Drainage and Protective Works	1,05,966	4,05,047	1,97,542	
(5) WATER COURSES				
A. Preliminary Expenses	
B. Land	
C. Works	
L. Earth-work	
O. Miscellaneous	
Total, Water Courses	
(6) SPECIAL TOOLS AND PLANT	1,04,020	40,87,930	12,60,000	
(7) LOSSES ON STOCK	
Total, I—Works	49,17,748	2,87,09,452	2,78,55,727	

GODAVARI CANAL.

CANAL PROJECT.

Part II.—Capital Accounts for, and to end of, 1952-53.

Heads of Account.	Direct Charges.		Cost of Construction as now estimated (Construction estimate closed on —1).	Remarks.
	During the year.	To end of the year.		
1	2	3	4	5
	Rs.	Rs.	Rs.	
II.—ESTABLISHMENT.				
1 and 2. Direction and Accounts	8,97,013	51,76,164 —12,756*	
3. Executive				
4. Medical				
5. Pensionary Charges	44,851	1,95,526	
Total, Establishment	9,41,864	53,71,690 —12,756*	55,67,929	
III.—TOOLS AND PLANT	73,537	5,32,149	7,11,206	
IV.—SUSPENSE ACCOUNTS..	
GRAND TOTAL	59,33,149	3,46,13,291 —12,756	3,41,34,862	
V.—Less RECEIPTS ON CAPITAL ACCOUNT.	26,289	42,471	7,92,026	
Net Outlay	59,06,860	3,45,70,820 —12,756*	3,34,32,836	

*Erroneously debited to Godavari Canal in 1951-52 now transferred to Kakrapar Weir and Canal.

PUBLIC WORKS DEPARTMENT, IRRIGATION BRANCH

GODAVARI CANAL.

CANAL PROJECT.

Part III.—Revenue Account for, and to end of 1952-53.

GROSS RECEIPTS			GROSS WORKING EXPENSES		
Minor heads	Total.		Heads of Accounts (Minor and Service heads)	Total	
	During the year	To end of the year		During the year	To end of the year
1	2	3	4	5	6
	Rs	Rs		Rs	Rs
I.—DIRECT RECEIPTS			I—EXTENSION AND IMPROVEMENTS		
1. Water-rates from Irrigation	16,49,526	2,27,81,654	1 Head Works	1,566	1,82,504
2 Sales of water	61,972	8,32,729	2. Main Canals and Branches	23,896	3,08,246
3. Water-supply of town		4,640	3 Distributaries	548	51,492
4 Plantations	334	29,394	4 Drainage and Protective Works		6,404
5 Other canal produce	4,696	1,33,601	Total	26,010	6,38,820
6 Water power		44	P. W. R. and D Programme	14,890
7. Navigation		3,103	II—MAINTENANCE AND REPAIRS		
8 Rents of buildings	2,655	78,969	1. Head Works	15,053	0,10,170
9. Fines	10	8,998	2 Main Canals and Branches	74,833	27,89,942
10 Recoveries of expenditure	5	505	3. Distributaries	11,409	6,64,122
11. Miscellaneous receipts	7,487	6,88,686	4 Drainage and Protective Works	0,263	1,07,562
12 <i>Deduct</i> —Refunds	19,919	82,846	Total	1,10,058	41,71,790
Total	17,06,766	2,44,79,567	III—COMPENSATION.		
II.—INDIRECT RECEIPTS			IV—ESTABLISHMENT		
Irrigation share of Land Revenue collected in the Civil Department.		1 & 2 Direction and Accounts	2,87,690	59,38,388
			3 Executive		
			4 Collection Charges in O D	33,066	2,44,906
			5 Pensionary Charges	14,308	3,16,210
			Total	3,34,064	64,99,504
			P. W. R. and D. Programme	64,595
Total			V.—TOOLS AND PLANTS		
				2,041	93,441
Total, Receipts	17,06,766	2,44,79,567	P. W. R. and D Programme		
				..	7,248
Carried over	17,06,76	2,44,79,567	Carried over	4,73,073	1,14,90,409

GODAVARI CANAL.

CANAL PROJECT.

Part III.—Revenue Account for, and to end of, 1952-53.

GROSS RECEIPTS			GROSS WORKING EXPENSES.		
Minor heads.	Total.		Heads of Accounts (Minor and Service heads)	Total	
	During the year	To end of the year		During the year	To end of the year.
1	2	3	4	5	6
	Rs	Rs		Rs.	Rs
Brought over	17,06,766	2,44,79,567	Brought over	4,73,078	1,14,90,409
			Profit and Loss
			VI.—REFUND OF REVENUE	48,571
			Suspense Account
			Deduct—Receipts on Revenue Accounts.	583
			Total	4,73,078	1,15,33,417
			Share of Collection Charges in the Civil Department	.. .	2,85,508
			Total, Direct Charges ..	4,73,078	1,18,18,925
			Indirect Charges debitabte to Revenue Account as per Account No. 5	1,361	1,95,160
			Total, Charges	4,74,434	1,20,14,085
			Balance Net Revenue	12,32,382	1,24,65,482
GRAND TOTAL	17,06,766	2,44,79,567	GRAND TOTAL	17,06,766	2,44,79,567

PUBLIC WORKS DEPARTMENT, IRRIGATION BRANCH

GODAVARI CANAL.

CANAL PROJECT.

Part IV.—Interest Account for, and to end of, 1952-53.

	Amount.			Amount	
	Rs			Rs	
Total interest charges to end of 1951-1952.	1,50,72,599		Net Revenue realized to end of 1951-52 as per Part III	1,12,33,150	
Interest charges for the year 1952-1953	13,12,464		Net Revenue realized during 1952-53 as per Part III.	12,32,332	
			Total Net Revenue realized to end of the year as per Part III	1,24,65,482	
			Balance net interest charges	39,19,581	
Total ..	1,63,85,063		Total ..	1,63,85,063	

Part V.—Account of Indirect Charges for, and to end of, 1952-57.

Particulars.	Amount.		Particulars.	Amount	
	During the year.	To end of the year.		During the year.	To end of the year.
	Rs.	Rs.		Rs.	Rs.
CAPITAL ACCOUNT.			REVENUE ACCOUNT.		
1. Capitalized abatement of Land Revenue.		3,11,326	1. Capitalized abatement of Land Revenue		..
2. Leave and Pension Allowances.	...	1,89,306	2. Leave and Pension Allowances		1,84,131
3. Audit and Accounts Establishment.	49,177	2,05,817	3. Audit and Accounts Establishment.	1,361	41,029
Total ..	49,177	7,06,449	Total ..	1,361	1,95,160

GODAVARI CANAL.

CANAL PROJECT.

Part VI.—Statement comparing Capital Cost to end of 1952-53 with sanctioned Estimates.

Particulars.	Charges against closed sanctions.			Current sanctions.			Total charges to date against old and current sanctions.
	Expenditure against construction estimate	Expenditure against open Capital sanctions.	Total.	Charges to date	Amount of sanctioned Estimate.	Unspent balance of Estimate.	
1	2	3	4	5	6	7	8
DIRECT CHARGES	Rs	Rs.	Rs.	Rs.	Rs.	Rs.	Rs.
Works	78,92,783	3,31,529	82,24,262	2,04,85,190	1,96,31,405	—8,53,725	2,87,00,452
Establishment	12,40,613	1,10,215	13,50,828	38,25,386 *—12,756	38,55,105	29,789 12,756	61,76,164 —12,756
Tools and Plant	2,21,997	6,830	2,28,827	3,03,322	4,32,379	1,79,057	5,82,149
Suspense Account	2,245	—2,245				
Pensionary Charges		1,95,526	3,61,996	1,66,470	1,95,526
Total	93,57,588	4,46,329	98,03,917	2,48,09,374 *—12,756	2,48,80,945	—4,78,429 12,756	3,46,13,291 —12,756
Less—Receipts on Capital Account.	2,020	..	2,020	40,445	7,00,000	0,59,555	42,471
Net Total	93,55,562	4,46,329	98,01,891	2,47,68,929 *—12,756	2,38,80,945	—11,37,884 12,756	3,45,70,820 —12,756
INDIRECT CHARGES.							
Capitalized abatement of Land Revenue	307,005	1,321	3,11,326		94,777	94,777	3,11,326
Leave and Pension Allowances	1,73,664	15,480	1,89,114	192	264	72	1,89,306
Audit and Accounts		980	980	2,04,337	1,60,555	—44,282	2,05,317
Total	4,80,669	20,731	5,01,420	2,05,029	2,55,596	50,567	7,06,440
Grand Total	98,36,251	4,67,060	1,03,03,311	2,49,73,958 —12,756	2,38,86,541	—10,87,417 12,756	3,52,77,269 —12,756

*Erroneously debited of Godavari Canal in 1951-52 now transferred to Kakrapar Weir and Canal.

PUBLIC WORKS DEPARTMENT, IRRIGATION BRANCH

FUTELAO TANK.

TANK PROJECT.

Part III.—Revenue Account for, and to end of, 1952-53.

GROSS RECEIPTS			GROSS WORKING EXPENSES		
Minor heads 1	Total.		Heads of Accounts (Minor and Service heads) 4	Total	
	During the year 2	To end of the year 3		During the year 5	To end of the year 6
	Rs.	Rs.		Rs.	Rs.
—DIRECT RECEIPTS			I—EXTENSIONS AND IMPROVEMENTS		
1 Water-rate from Irrigation	116	*—10,090 19,501	1. Head Works		4,400
2 Sales of water	2. Main Canals and Branches		664
3 Water-supply of town		..	3. Distributaries		
4 Plantations	..	33	4. Drainage and Protective Works		
5 Other canal produce		474	Total		5,157
6 Water power	II—MAINTENANCE AND REPAIRS		
7. Navigation	1. Head Works	8,910	47,545
8. Rents of buildings			2. Main Canals and Branches		32,391
9. Fines	3. Distributaries		5,089
10 Recoveries of expenditure	23	4. Drainage and Protective Works		
11. Miscellaneous receipts	25	2,707	Total	8,910	85,025
12. Deduct—Refunds		..	III—COMPENSATION		
Total	141	22,738 —10,090*	IV—ESTABLISHMENT		
II—INDIRECT RECEIPTS			1 & 2 Direction and Accounts		
Irrigation share of Land Revenue collected in the Civil Department	3. Executive	1,603	17,892
Total	4. Collection Charges in C.D	202	550
Total Receipts	141	22,738 —16,090	5. Pensionary Charges	80	1,169
Carried over	141	22,738 —10,090	Total	1,885	19,521
			V—TOOLS AND PLANTS		
			Carried over	10,929	1,10,861

*Misclassified in the accounts for 1951-52 set right

FUTELAO TANK.

TANK PROJECT.

Part III.—Revenue Account for, and to end of, 1952-53.

GROSS RECEIPTS.			GROSS WORKING EXPENSES.		
Minor heads. 1	Total.		Heads of Accounts (Minor and Service heads). 4	Total.	
	During the year. 2	To end of the year 3		During the year. 5	To end of the year. 6
	Rs.	Rs.		Rs.	Rs.
Brought over	141	22,738 —10,090	Brought over	10,929	1,10,861
			Profit and Loss
			VI.—REFUNDS OF REVENUE.
			Suspense Account
			Deduct—Receipts on Revenue Account.
			Total	10,929	1,10,861
			Share of Collection Charges in the Civil Department.	..	91
			Total, Direct Charges	10,929	1,10,952
			Indirect Charges debitable to Revenue Account as per Account No. 5.	89	1,258
			Total, Charges	11,018	1,12,210
			Balance Net Revenue	—10,877	—89,472 (—)10,090
GRAND TOTAL	141	22,738 —10,090	GRAND TOTAL	141	22,738 —10,090

N B—Last Capital Account detailed in the Administrative Accounts for 1916-17,
Construction Estimate closed on 30th November 1916.

PUBLIC WORKS DEPARTMENT, IRRIGATION BRANCH

FUTELAO TANK,

TANK PROJECT.

Part IV.—Interest Account for, and to end of, 1952-53.

	Amount.			Amount.	
	Rs.			Rs.	
Total interest charges to end of 1951-52.	1,32,470		Net Revenue realized to end of 1951-52 as per Part III.	*-10,090	-78,585
Interest charges for year 1952-53.	3,570		Net Revenue realized during 1952-53 as per Part III.	-10,877	
			Total Net Revenue realized to end of the year as per Part III.	-89,472	-10,090
			Balance net interest charges ...	2,25,512	*+10,090
Total ...	1,36,040		Total ...	1,36,040	

Part V.—Account of Indirect Charges for, and to end of, 1952-53.

Particulars.	Amount.		Particulars.	Amount	
	During the year	To end of the year.		During the year	To end of the year
	Rs.	Rs.		Rs.	Rs.
CAPITAL ACCOUNT.			REVENUE ACCOUNT.		
1. Capitalized abatement of Land Revenue.	1. Capitalized abatement of Land Revenue.
2. Leave and Pension Allowances.	2. Leave and Pension Allowances.	..	439
3. Audit and Accounts Establishment.	3. Audit and Accounts Establishment.	89	819
Total	Total ..	89	1,258

*Misclassification in the accounts for 1951-52 set right.

DHARMA CANAL.

CANAL PROJECT.

Part II.—Detailed Account of Capital Expenditure for, and to end of, 1952-53.

Heads of Account.	Direct charges.		Cost of Construction as now estimated (Construction estimate closed on —1).	Remarks.
	During the year.	To end of the year.		
1	2	3	4	5
	Rs.	Rs.	Rs.	
I.—WORKS.				
(1) HEAD WORKS.				
A. Preliminary Expenses	
B. Land	
C. Works	
K. Buildings	
M. Plantations	
O. Miscellaneous	
P. Maintenance	
Total, Head Works	2,286	2,286	
(2) MAIN CANALS AND BRANCHES.				
A. Preliminary Expenses	1,775	1,775	
B. Land	476	476	
C. Works ...	9,993	30,322	94,831	
D. Regulators	18,580	33,232	
E. Falls and Weirs	
F. River and Hill Torrent Works	18,511	18,511	
F (1) Other Cross Drainage Works...	
G. Bridges	868	868	
H. Escapes	7,510	7,510	
I. Navigation Works	
J. Mills	
K. Building	3,385	3,385	
L. Earth-work	16,428	16,428	
M. Plantations	
N. Tanks and Reservoirs	
O. Miscellaneous	7,949	7,949	
P. Maintenance	
Total, Main Canals and Branches ...	9,993	1,05,804	1,84,965	
Carried over ...	9,993	1,08,090	1,87,251	

DHARMA CANAL.

CANAL PROJECT.

Part II.—Capital Account for, and to end of, 1952-53.

Heads of Account.	Direct charges		Cost of Construction as now estimated (Construction estimate closed on —1).	Remarks.
	During the year.	To end of the year.		
1	2	3	4	5
Brought forward ..	Rs. 9,993	Rs. 1,08,090	Rs. 1,87,251	
I.—WORKS—contd.				
(3) DISTRIBUTARIES.				
A. Preliminary Expenses	
B. Land	
C. Works	58,655	
L. Earth-work	
M. Plantations	
O. Miscellaneous	
P. Maintenance	
Total, Distributaries	58,655	
(4) DRAINAGE AND PROTECTIVE WORKS.				
A. Preliminary Expenses	
B. Land	
C. Works	
L. Earth-work	
O. Miscellaneous	e....	
P. Maintenance	
Total, Drainage and Protective Works.	
(5) WATER COURSES.				
A. Preliminary Expenses	
B. Land	
C. Works	
L. Earth-work	
O. Miscellaneous	
Total, Water Courses	
(6) SPECIAL TOOLS AND PLANT.	
(7) LOSS ON STOCK	
Total, I.—Works ..	9,993	1,08,090	2,45,906	
Carried over ..	9,993	1,08,090	2,45,906	

DHARMA CANAL.

CANAL PROJECT.

Part II—Capital Account for, and to end of, 1952-53.

Heads of Account.	Direct charges.		Cost of Construction as now estimated (Construction estimate closed on —1).	Remarks.
	During the year.	To end of the year.		
1	2	3	4	5
	Rs.	Rs.	Rs.	
Brought forward ..				
II.—ESTABLISHMENT.				
1 and 2. Direction and Accounts ..				
3. Executive	1,799	22,055	50,895	
4. Medical				
5. Pensionary Charges	90	298	1,594	
Total, II.—Establishment..	1,889	22,353	52,489	
III.—TOOLS AND PLANT ..	150	1,608	3,810	
IV.—SUSPENSE ACCOUNTS	
Grant total ..	12,032	1,32,051	3,02,205	
V.—Less RECEIPTS ON CAPITAL ACCOUNT.	
Net Outlay ...	12,032	1,32,051	3,02,205	

DHARMA CANAL

CANAL PROJECT.

Part III.—Revenue Account for, and to end of, 1952-53.

GROSS RECEIPTS			GROSS WORKING EXPENSES		
Minor heads 1	Total		Heads of Accounts (Minor and Service heads) 4	Total	
	During the year. 2	To end of the year 3		During the year 5	to end of the year 6
	Rs	Rs		Rs	Rs
I—DIRECT RECEIPT			I.—EXTENSION AND IMPROVEMENTS.		
1 Water-rates from Irrigation	5,011	1,03,673	1 Head Works	53	913
2. Sales of water			2 Main Canals and Branches		11,870
3. Water-supply of town			3 Distributaries		
4 Plantations		4 Drainage and Protective Works		
5. Other canal produce		325	Total	53	15,783
6 Water power			II.—MAINTENANCE AND REPAIRS		
7 Navigation			1 Head Works	8,015	18,515
8 Rents of buildings			2 Main Canals and Branches		1,57,275
9. Fines	3 Distributaries		..
10 Recoveries of expenditure		112	4 Average expenditure prior to improvements	(←) 1,300	(←) 51,170
11. Miscellaneous receipts	806	Total	6,625	1,24,360
12 <i>Deduct—Refunds</i>	..	1,032	III.—COMPENSATION		
Total ..	5,011	1,03,884	IV.—ESTABLISHMENT		
II.—INDIRECT RECEIPTS.			1 & 2 Direction and Accounts	4,604	1,48,832
Irrigation share of Land Revenue collected in the Civil Department	19,823	8,20,757	3 Executive		
Average indirect revenue as per G R No A-I-1650 of 16th August 1911.	(-) 20,840	(-) 8,93,816	4. Collection Charges in CD	89	1,113
Total	(-) 1,017	(-) 73,059	5 Pensionary Charges ..	259	7,299
Total, Receipts ..	3,994	30,825	Total ..	5,042	1,57,244
Carried over ..	3,994	30,825	V.—TOOLS AND PLANTS	110	3,452
			Carried over ..	11,839	3,00,660

DHARMA CANAL

CANAL PROJECT.

Part III.—Revenue Account for, and to end of, 1952-53.

GROSS RECEIPTS			GROSS WORKING EXPENSES.		
Minor heads	Total		Heads of Accounts (Minor and Service heads).	Total.	
	During the Year	To end of the year.		During the year.	To end of the year.
1	2	3	4	5	6
	Rs.	Rs.		Rs.	Rs.
Brought over	3,904	30,825	Brought over	11,839	3,00,869
			Profit and Loss
			VI.—REFUNDS OF REVENUE.	434
			Suspense Account
			Deduct—Receipts on Revenue Account.
			Total ..	11,839	3,01,303
			Share of Collection Charges in The Civil Department.	(—)3,716
			Total, Direct Charges	11,839	2,97,587
			Indirect Charges debitable to Revenue Account as per Account No. 5.	66	4,023
			Total, Charges ..	11,905	3,01,615
				—7,911	—2,70,700
GRAND TOTAL ..	3,904	30,825	GRAND TOTAL ..	3,904	30,825

PUBLIC WORKS DEPARTMENT, IRRIGATION BRANCH

DHARMA CANAL.

CANAL PROJECT.

Part IV.—Interest Account for, and to end of, 1952-53.

	Amount.			Amount.	
	Rs.			Rs.	
Total interest charges to end of 1951-52.	1,35,022		Net Revenue realized to end of 1951-52 as per Part III.		—2,62,879
Interest charges for the year 1952-53.	4,707		Net Revenue realized during 1952-53 as per Part III		—7,911
			Total Net Revenue realized to end of the year as per Part III.		—2,70,790
			Balance net interest charges ..		4,10,519
Total ..	1,39,729		Total ..		1,39,729

Part V.—Account of Indirect Charges for, and to end of, 1952-53.

Particulars.	Amount.		Particulars.	Amount.	
	During the year.	To end of the year.		During the year.	To end of the year.
	Rs.	Rs.		Rs.	Rs.
CAPITAL ACCOUNT.			REVENUE ACCOUNT.		
1. Capitalized abatement of Land Revenue.	..	2	1. Capitalized abatement of Land Revenue.
2. Leave and Pension Allowances	..	2,321	2. Leave and Pension Allowances.	..	2,662
3. Audit and Accounts Establishment.	100	302	3. Audit and Accounts Establishment.	66	1,366
Total ..	100	2,625	Total ..	66	4,028

DHARMA CANAL

- CANAL PROJECT.

Part VI.—Statement comparing Capital Cost to end of 1952-53 with sanctioned Estimates.

Particulars.	Charges against closed sanctions.			Current sanctions			Total charges to date against old and current sanctions.
	Expenditure against construction estimate.	Expenditure against open Capital sanctions.	Total.	Charges to date.	Amount of sanctioned Estimate.	Unspent balance of Estimate.	
1	2	3	4	5	6	7	8
	Rs	Rs	Rs.	Rs	Rs	Rs	Rs
DIRECT CHARGES							
Works	77,768	.	77,768	30,322	1,68,138	1,37,816	1,08,090
Establishment	16,588	..	16,588	5,467	84,807	28,840	22,055
Tools and Plant	1,153	.	1,153	455	2,657	2,202	1,608
Leave and Pensionary.	298	1,594	1,296	298
Total ..	95,509	..	95,509	36,542	2,06,696	1,70,154	1,32,051
<i>Less—Receipts on Capital Account.</i>
Net Total ..	95,509	.	95,509	36,542	2,06,696	1,70,154	1,32,051
INDIRECT CHARGE							
Capitalized abatement of Land Revenue	2	.	2	60	60	2
Leave and Pension Allowances	2,321	2,321	2,321
Audit and Accounts	302	886	584	302
Total	2,323	..	2,323	302	946	644	2,625
GRAND TOTAL ..	97,832		97,832	36,844	*2,07,642	1,70,798	1,34,676

* Revised estimates sanctioned under G L, P W D, No 1834/86-IV-I, B (II), dated 23rd November 1949.

NIRA RIGHT BANK CANAL.

CANAL PROJECT.

Part II.—Detailed Account of Capital Expenditure for, and to end of, 1952-53.

Heads of Accounts. 1	Direct charges		Cost of Construction as now estimated (Construction estimate closed on —1). 4	Remarks 5
	During the year 2	To end of the year 3		
	Rs.	Rs.	Rs.	
I —WORKS.				
(1) HEAD WORKS.				
A. Preliminary expenses	
B. Land	
C. Works	
K. Buildings	
M. Plantations	
O. Miscellaneous	
P. Maintenance	
Total, Head works	1,20,02,895	1,97,15,004	
(2) MAIN CANALS AND BRANCHES				
A. Preliminary Expenses	27	2,78,987	
B. Land	..	3,56,927	
C. Works	18,230	14,66,756	
D. Regulators	..	513,549	
E. River and Hill Torrent Works	..	32,35,106	
F. (1) Other Cross Drainage Works	
G. Bridges	..	3,53,343	
H. Escapes	..	63,579	
I. Navigation Works	
J. Mills	
K. Buildings	..	4,92,717	
L. Earth-work	1,00,968	1,03,07,475	
M. Plantations	..	81,575	
N. Tanks and Reservoirs	
O. Miscellaneous	..	1,05,626	
P. Maintenance	..	1,58,463	
Total, Main Canals and Branches	1,19,225	1,74,14,103	1,77,24,665	

NIRA RIGHT BANK CANAL.

CANAL PROJECT.

Part II.—Capital Account for, and to end of, 1952-53.

Heads of Account.	Direct charges.		Cost of Construction as now estimated (Construction estimate closed on —1).	Remarks.
	During the year.	To end of the year.		
1	2	3	4	5
I.—WORKS— <i>contd.</i>	Rs.	Rs.	Rs.	
(3) DISTRIBUTARIES.				
A. Preliminary Expenses ...		1,27,304	1,26,000	
B. Land		2,82,647	3,63,270	
C. Works		31,80,438	72,26,502	
D. Regulators		4,320	
M. Plantations	
O. Miscellaneous		25,137	1,13,786	
P. Maintenance	
Total, Distributaries	36,19,846	78,29,558	
(4) DRAINAGE AND PROTECTIVE WORKS.				
A. Preliminary Expenses	
B. Land	
C. Works	43,855	1,02,968	
L. Earth-work	
O. Miscellaneous	
P. Maintenance	
Total, Drainage and Protective Works.	43,855	1,02,968	
(A) Proportionate expenditure to end of 1936-37 on old Bhatgar Dam and the new Lilyod Dam transferred to N L B Canal.	(—) 27,76,936	
(6) SPECIAL TOOLS AND PLANT	20,68,618	23,70,656	
(7) LOSSES ON STOCK	5,137		
Total, I—Works ..	1,19,225	3,23,77,518	4,77,42,851	

PUBLIC WORKS DEPARTMENT, IRRIGATION BRANCH

NIRA RIGHT BANK CANAL.

CANAL PROJECT.

Part II.—Capital Account for, and to end of, 1952-53.

Heads of Account.	Direct charges.		Cost of Construction as now estimated (Construction estimate closed on —1).	Remarks.
	During the year.	To end of the year.		
1	2	3	4	5
	Rs.	Rs.	Rs.	
Brought forward	
II.—ESTABLISHMENT.				
Ordinary	21,460	88,59,911	98,27,239	
Proportionate establishment and pensionary charges as per note (A) under I.—Works.	...	(—) 6,25,627	...	
Pensionary Charges	1,073	3,18,064	55,419	
Total, II.—Establishment ..	22,533	85,52,448	98,82,658	
III.—TOOLS AND PLANT				
Proportionate Tools and Plant charges as per note (A) under I.—Works.	1,788	11,00,174	16,86,868	
IV.—SUSPENSE ACCOUNT	(—) 97,450	
	58,964	
Grand Total ...	1,43,546	4,19,91,654	5,92,62,377	
V.—Less RECEIPTS ON CAPITAL ACCOUNT				
	4,86,479	8,39,050	
Net Outlay ...	1,43,546	4,15,05,175	5,84,23,327	

NIRA RIGHT BANK CANAL.

CANAL PROJECT.

Part III.—Revenue Account for, and to end of, 1952-53.

GROSS RECEIPTS.			GROSS WORKING EXPENSES.		
Minor heads.	Total		Heads of Accounts (Minor and Service heads)	Total.	
	During the year.	To end of the year.		During the year.	To end of the year.
1	2	3	4	5	6
	Rs.	Rs.		Rs.	Rs.
I—DIRECT RECEIPTS.			*Tank as per G. L. P. W. D., No. 5602/80-I, dated 5th February 1943.		
1 Water-rates from Irrigation.	19,58,993	*—24,231 1,80,83,733	I—EXTENSION AND IMPROVEMENTS.		
2. Sales of water	68,149	2,02,224	1(g) Transferred to Mhaswad* 1. Head Works		—512 30,737
3. Water-supply of town		140	2 Main Canals and Branches	942	79,226
4 Plantations	532	3,908	3 Distributaries	4,370	24,963
5 Other canal produce	3,454	1,63,577	4. Drainage and Protective Works	3,462	68,451
6. Water power		208	Total	9,274	2,02,865
7. Navigation	248	574	Do. Post-War Reconstruction and Development Programme.		17,364 ✓
8 Rents of buildings	4,426	1,34,223	*Tank as per G. L., P. W. D., No. 5602/80-I, dated 5th February 1943.		
9. Fines	38	II.—MAINTENANCE AND REPAIRS		
10. Recoveries of expenditure	84	40,877	I(g) Transferred to Mhaswad Tank—vide, G. L. quoted above		—1,01,943
11. Miscellaneous receipts	10,165	2,19,896	1 Head Works	36,696	6,15,510
12. <i>Deduct</i> —Refunds	6,006	67,680	2 Main Canals and Branches	88,499	19,16,447
			3 Distributaries	71,316	11,02,682
			4. Drainage and Protective Works	1,854	1,3,319
			Total	1,98,365	35,45,515
Total	20,37,995	1,87,81,718 *—24,231	III—COMPENSATION		
II.—INDIRECT RECEIPTS			IV—ESTABLISHMENT		
Irrigation share of Land Revenue collected in the Civil Department			1 & 2 Direction and Accounts	3,97,414	54,60,502
			3. Executive		
			4 Collection Charges in C.D.	39,701	4,57,910
			5. Pensionary Charges	19,784	3,01,123
			Total	4,56,899	62,19,535
Total			Do Post-War Reconstruction and Development Programme		22,390 ✓
Total, Receipts	20,37,995	1,87,81,718 —24,231	V.—TOOLS AND PLANTS.	3,113	50,107
			Do. Post-War Reconstruction and Development Programme		2,624 ✓
Carried over	20,37,995	1,87,81,718 —24,231	Carried over	6,67,651	1,00,60,900

*Misclassification in the accounts for 1951-52 set right,

PUBLIC WORKS DEPARTMENT, IRRIGATION BRANCH

NIRA RIGHT BANK CANAL

CANAL PROJECT.

Part III—Revenue Account for, and to end of, 1952-53

GROSS RECEIPTS			GROSS WORKING EXPENSES		
Minor heads 1	Total		Heads of Accounts (Minor and Service heads) 4	Total	
	During the year 2	To end of the year. 3		During the year 5	To end of the year 6
Brought over	Rs 20,37,995	Rs 1,87,81,718 —24,231	Brought over	Rs 6,67,651	R 1,00,60,900
			Profit and Loss
			V—REFUNDS OF REVENUE
			Suspense Account
			Deduct—Receipt on Revenue Accounts	.	2,226
			Total	6,67,651	1,00,58,674
			Share of Collection Charges in the Civil Department	.	1,19,649
			Total, Direct Charges	6,67,651	1,01,77,720
			Indirect Charges debitable to Revenue Account as per Account No 5	2,076	40,611
			Total, Charges	6,69,727	1,02,18,331
			Balance Net Revenue	13,68,338	85,63,337 —24,231
GRAND TOTAL	20,37,995	1,87,81,718 —24,231	GRAND TOTAL	20,37,995	1,87,81,718 —24,231

NIRA RIGHT BANK CANAL,

CANAL PROJECT.

Part IV.—Interest Account for, and to end of, 1952-53.

	Amount.			Amount.	
		Rs.			Rs.
Total interest charges to end of 1951-52.	5,08,25,886		Net Revenue realized to end of 1951-52 as per Part III.	*—24,231 71,95,119	}
Interest charges for the year 1952-53.	18,61,670		Net Revenue realized during 1952-53 as per Part III.	13,68,268	
			Total Net Revenue realized to end of the year as per Part III.	85,63,387 —24,231	}
			Balance net interest charges . .	5,01,24,169 *24,231	
Total . .	5,86,87,556		Total	5,86,87,556	

Part V.—Account of Indirect Charges for, and to end of, 1952-53.

Particulars.	Amount.		Particulars.	Amount.	
	During the year	To end of the year		During the year	To end of the year.
	Rs.	Rs.		Rs.	Rs.
CAPITAL ACCOUNT.			REVENUE ACCOUNT.		
1 Capitalized abatement of Land Revenue.	...	1,23,999	1. Capital abatement of Land Revenue.
2. Leave and Pension Allowances	7,80,613	2. Leave and Pension Allowances.	2,954
3 Audit and Accounts Establishment	1,192	1,96,375	3. Audit and Accounts Establishment.	2,076	37,657
Total . .	1,192	11,00,987	Total ...	2,076	40,611

*Misclassification in the accounts for 1951-52 set right.

PUBLIC WORKS DEPARTMENT, IRRIGATION BRANCH

NIRA RIGHT BANK CANAL.

CANAL PROJECT.

Part VI.—Statement comparing Capital Cost to end of 1952-53 with sanctioned Estimates.

Particulars.	Charges against closed sanctions			Current sanctions			Total charges to date against old and current sanctions.
	Expenditure against construction estimate	Expenditure against open Capital sanctions	Total.	Charges to date	Amount of sanctioned Estimate.	Unspent balance of Estimate.	
1	2	3	4	5	6	7	8
	Rs.	Rs.	Rs.	Rs.	Rs.	Rs.	Rs.
DIRECT CHARGES.							
Works				3,23,77,518	4,77,42,851	1,53,65,833	..
Establishment				82,47,159	98,27,289	16,80,080	..
Tool and Plant				10,02,724	16,86,868	6,84,144	..
Suspense Accounts				58,964	..	-58,964	...
Pensionary Charges				8,05,289	55,419	-2,49,870	..
Total				4,19,91,654	5,92,62,377	1,72,70,723
Less—Receipts on Capital Account.				4,86,479	8,89,050	3,52,571
Net Total				4,15,05,175	5,84,23,327	1,69,18,152
INDIRECT CHARGES.							
Capitalized abatement of Land Revenue.				1,23,999	3,84,014	2,60,015	..
Leave and Pension Allowances.				7,80,613	13,17,852	5,38,739
Auditand Accounts				1,98,375	96,458	-99,917	...
Total				11,00,987	17,97,824	6,96,837
Grand Total				4,26,06,162	6,02,21,151	1,76,14,989

COMBINED ACCOUNT No. 6
OF
N. L. B. C. AND N. B. B. C.

Combined Account No. 6 showing Capital cost and sanctioned estimates of,

Particulars.	Nira Left Bank Canal and Shetphal Tank.			Combined
	Charges against closed sanctions.			Current
	Expenditure against construction estimates.	Expenditure against open Capital sanctions.	Total.	Charges
				Nira Left Bank Canal and Shetphal Tank.
1	2	3	4	5
	Rs.	Rs.	Rs.	Rs.
DIRECT CHARGES.				
Works	47,68,387	1,66,093	49,34,480	59,42,114
Establishment	11,46,855	64,204	12,11,059	23,03,940
Pensionary Charges	1,83,333
Tools and Plant	1,26,141	10,166	1,36,307	1,92,710
Suspense Accounts
Total ..	60,41,383	2,40,463	62,81,846	86,27,102
<i>Less—Receipts on Capital Account ..</i>	<i>8,382</i>	<i>16</i>	<i>8,398</i>	<i>52,125</i>
Net Total ..	60,38,001	2,40,447	62,73,448	85,74,977
INDIRECT CHARGES.				
Capitalised abatement of Land Revenue ..	1,83,159	4,030	1,87,189
Leave and Pension Allowances	1,77,333	8,373	1,86,711	94,150
Audit and Accounts	379	379	34,603
Total ..	3,60,992	13,287	3,74,279	1,28,753
GRAND TOTAL ..	63,98,993	2,53,734	66,47,727	87,03,730

WORKS.

Nira Left Bank Canal and Shetphal Tank and Nira Right Bank Canal.

Account of Nira Left Bank Canal and Shetphal Tank and Nira Right Bank Canal.			Total charges to-date against old and Current sanctions.		
Sanctions upto-date.		Amount of sanctioned estimate .	Unspent balance of estimates.	Nira Left Bank Canal and Shetphal Tank	Nira Right Bank Canal,
Nira Right Bank Canal.	Total.				
6	7	8	9	10	11
Rs.	Rs.	Rs.	Rs.	Rs.	Rs.
3,23,77,518	3,83,19,682	5,07,30,878	1,24,11,046	1,08,76,594	3,23,77,518
82,47,159	1,05,51,099	1,05,18,386	—32,713	85,14,999	82,47,159
3,05,289	4,93,627	56,026	—4,37,601	1,88,338	3,05,289
10,02,724	11,95,434	17,62,762	5,67,328	3,29,017	10,02,724
58,964	58,964	...	—58,964	...	58,964
4,19,91,654	5,08,18,756	6,30,67,852	1,24,49,096	1,49,08,948	4,19,91,654
4,86,479	5,88,804	8,99,050	3,00,446	60,523	4,86,479
4,15,05,175	5,00,80,152	6,22,28,802	1,21,48,650	1,48,48,425	4,15,05,175
1,23,999	1,23,999	3,84,014	2,60,015	1,37,189	1,23,999
7,80,613	8,74,763	14,18,515	5,38,762	2,80,861	7,80,613
1,90,375	2,30,978	1,24,819	—1,06,159	34,932	1,90,375
11,00,987	12,29,740	19,22,348	6,92,608	5,03,032	11,00,987
4,26,06,162	5,13,09,892	6,41,51,150	1,28,41,258	1,53,51,457	4,26,06,162

PUBLIC WORKS DEPARTMENT, IRRIGATION BRANCH

PRAVARA RIVER WORKS.

CANAL PROJECT.

Part II.—Detailed Account of Capital Expenditure for, and to end of, 1952-53.

Heads of Account, 1	Direct charges,		Cost of Con- struction as now estimated (Construction estimate closed on—1). 4	Remarks, 5
	During the year, 2	To end of the year, 3		
	Rs.	Rs.	Rs.	
I.—WORKS.				
(1) HEAD WORKS.				
A. Preliminary Expenses	
B. Land	
C. Works	
K. Buildings	
M. Plantations	
O. Miscellaneous	
P. Maintenance	
Total, Heads Works	65,25,822	65,10,060	
(2) MAIN CANALS AND BRANCHES.				
A. Preliminary Expenses	
B. Land	
D. Regulators	
E. Falls and Weirs	
F. River and Hill Torrent Works	
F. (1) Other Cross Drainage Works	
G. Bridges	
H. Escapes	
I. Navigation Works	
J. Mills	
K. Buildings	
L. Earth-work	
M. Plantations	
N. Tanks and Reservoirs	
O. Miscellaneous	
P. Maintenance	
Total, Main Canals and Branches	.	32,42,024	32,42,024	

PRAVARĀ RIVER WORKS.

CANAL PROJECT.

Part II.—Capital Account for, and to end of 1952-53.

Heads of Account.	Direct charges.		Cost of Construction as now estimated (Construction estimated closed on —1).	Remarks.
	During the year.	To end of the year.		
1	2	3	4	5
Brought forward	Rs.	Rs.	Rs.	
I.—WORKS— <i>contd.</i>				
(3) DISTRIBUTARIES.				
A. Preliminary Expenses	
B. Land	
C. Works	
L. Earth-works	
M. Plantations	
O. Miscellaneous	
P. Maintenance	
Total, Distributaries ...	1,16,800	12,81,555	10,01,423	
(4) DRAINAGE AND PROTECTIVE WORKS.				
A. Preliminary Expenses	
B. Land	
C. Works	
L. Earth-work	
O. Miscellaneous	
P. Maintenance	
Total, Drainage and Protective Works	1,44,026	1,24,176	
(5) WATER COURSES.				
A. Preliminary Expenses	
B. Land	
C. Works	
L. Earth-works	
O. Miscellaneous	
Total, Water Courses	2,16,363	2,16,363	
(6) SPECIAL TOOLS AND PLANT	4,98,951	4,98,951	
(7) LOSSES ON STOCKS	
Total, I.—Works ...	1,16,800	1,19,08,741	1,15,92,997	

PRAVARA RIVER WORKS.

CANAL PROJECT.

Part II.—Capital Account for, and to end of, 1952-53

Heads of Account.	Direct charges.		Cost of Construction as now estimated (Construction estimate closed on —1).	Remarks.
	During the year	To end of the year.		
1	2	3	4	5
	Rs.	Rs.	Rs.	
II.—ESTABLISHMENT.				
1. and 2. Direction and Accounts ...	35,152	29,77,581	28,62,785	
3. Executive ...				
4. Medical ...				
5. Pensionary charges ...	1,758	11,380	7,194	
Total, II.—Establishment ...	36,910	29,83,961	28,69,979	
III.—TOOLS AND PLANT ...	1,752	3,48,665	3,47,121	
IV.—SUSPENSE ACCOUNTS	2	2	
Grand Total ...	1,55,462	1,52,46,369	1,48,10,099	
V.—Less RECEIPTS ON CAPITAL ACCOUNT.	2,09,486	80,531	
Net Outlay ...	1,55,462	1,50,36,883	1,47,29,568	

PRAVARA RIVER WORKS.

CANAL PROJECT.

Part III.—Revenue Account for, and to end of, 1952-53.

GROSS RECEIPTS			GROSS WORKING EXPENSES.		
Minor heads.	Total.		Heads of Accounts (Minor and Service heads)	Total.	
	During the year.	To end of the year.		During the year.	To end of the year.
I	2	3	4	5	6
	Rs.	Rs.		Rs.	Rs.
I.—DIRECT RECEIPTS.			I—EXTENSIONS AND IMPROVEMENTS		
1. Water-rates from Irrigation.	17,12,888	2,61,70,105	1. Head Works	364	2,48,777
2. Sales of water	7,056	40,475	2. Main Canals and Branches	5,71,326
3. Water-supply of town	1	3. Distributaries	1,456	87,012
4. Plantations	8,563	3,17,794	4. Drainage and Projective Works.	37,568.
5. Other canal produce	3,240			Total	1,820
6. Water power	175	175	II.—MAINTENANCE AND REPAIRS		
7. Navigation	2,112	1. Head Works	16,965	3,16,180
8. Rents of buildings	4,617	1,07,246	2. Main Canals and Branches	70,681	23,86,007
9. Fines	4,279	3. Distributaries	22,921	6,88,612
10. Recoveries of expenditure	810	881	4. Drainage and Protective Works.	5,849	12,540
11. Miscellaneous receipts	6,569	1,72,324	Total	1,15,816	34,03,339
12. Deduct—Refunds	713	1,22,732	III.—COMPENSATION.
Total	17,42,705	2,66,92,610	IV.—ESTABLISHMENT.		
II.—INDIRECT RECEIPTS.			1 & 2. Direction and Accounts.	2,86,616	57,64,036
Irrigation share of Land Revenue collected in the Civil Department.	7,776	3. Executive		
Enhanced Canal Revenue as per G. R. No 275, dated 7th July 1950.	76	5,624	4. Collection Charges in C. D.	34,048	3,58,427
Total	76	13,400	5. Pensionary Charges	14,331	3,19,847
Total, Receipts	17,42,781	2,67,06,010	Total	3,34,995	64,42,310
			V.—TOOLS AND PLANTS.	1,680	79,899
Carried over	17,42,781	2,67,06,010	Carried over	4,54,811	1,08,70,531

PUBLIC WORKS DEPARTMENT, IRRIGATION BRANCH

PRAVARA RIVER WORKS.

CANAL PROJECT.

Part III.—Revenue Account for, and to end of, 1952-53.

GROSS RECEIPTS			GROSS WORKING EXPENSES		
Minor heads 1	Total.		Heads of Accounts (Minor and Service heads). 4	Total.	
	During the year. 2	To end of the year. 3		During the year. 5	To end of the year. 6
	Rs.	Rs.		Rs	Rs
Brought over	17,42,781	2,67,06,010	Brought over	4,54,311	1,08,70,531
			Profit and Loss
			VI.—REFUNDS OF RE- VENUE.	1,020
			Suspense Account
			Deduct—Receipts on Reve- nue Accounts.	..	1,455
			Total	5,54,311	1,08,70,606
			Share of Collection Charges in the Civil Department.	..	2,26,654
			Total, Direct Charges ..	4,54,311	1,10,97,850
			Indirect Charges debitable to Revenue Account as per Account No. 5.	1,176	1,57,316
			Total, Charges ..	4,55,487	1,12,54,666
			Balance Net Revenue ..	12,37,204	1,54,51,344
GRAND TOTAL	17,42,781	2,67,06,010	GRAND TOTAL	17,42,781	2,67,06,010

N.B.—Construction Estimate closed on 30th June 1926—vide G. R. No. 2215, dated 11th June 1926.
Completion Report approved in G. R. No. 2215-I, dated 15th November 1927.

PRAVARA RIVER WORKS.

CANAL PROJECT,

Part IV.—Interest Account for, and to end of, 1952-53.

	Amount,			Amount.	
	Rs.			Rs.	
Total interest charges to end of 1951-52.	2,22,85,410		Net Revenue realized to end of 1951-52 as per Part III.	1,41,64,050	
Interest charges for the year 1952-53.	6,12,740		Net Revenue realized during 1952-53 as per Part III.	12,87,294	
			Total Net Revenue realized to end of the year as per Part III.	1,54,51,344	
			Balance net interest charges ..	74,46,806	
Total ..	2,28,98,150		Total ..	2,28,98,150	

Part V.—Account of Indirect Charges for, and to end of, 1952-53.

Particulars.	Amount,		Particulars.	Amount.	
	During the year.	To end of the year.		During the year.	To end of the year.
	Rs.	Rs.		Rs.	Rs.
CAPITAL ACCOUNT.			REVENUE ACCOUNT.		
1. Capitalized abatement of Land Revenue.	..	86,098	1. Capitalized abatement of Land Revenue.	..	6
2. Leave and Pension Allowances.	..	4,01,354	2. Leave and Pension Allowances.	..	1,18,626
3. Audit and Accounts Establishment	1,168	30,458	3. Audit and Accounts Establishment.	1,176	38,684
Total ..	1,168	5,17,910	Total ..	1,176	1,57,316

PUBLIC WORKS DEPARTMENT, IRRIGATION BRANCH

PRAVARA RIVER WORKS.

CANAL PROJECT.

Part VI.—Statement comparing Capital Cost to end of 1952-53 with sanctioned Estimates.

Particulars.	Charges against closed sanctions.			Current sanctions.			Total charges to date against old and current sanctions
	Expenditure against Construction Estimate.	Expenditure against open Capital sanctions.	Total	Charges to date	Amount of sanctioned Estimate	Unspent balance of Estimate	
1	2	3	4	5	6	7	8
	Rs.	Rs.	Rs.	Rs.	Rs.	Rs.	Rs.
DIRECT CHARGES							
Works	1,13,91,567	19,096	1,14,10,663	4,98,078	1,82,384	—3,15,744	1,10,08,741
Establishment	28,08,073	11,878	28,19,946	1,57,635	42,839	—1,14,796	20,77,581
Tools and Plant	3,41,200	587	3,41,787	6,898	5,354	—1,544	3,48,665
Suspense Accounts	2	.	2	.	.	.	2
Pensionary charges	607	,663	2,270	9,110	4,924	—4,186	11,380
Total	1,45,41,449	33,199	1,45,74,648	6,71,721	2,85,451	—4,36,270	1,52,46,869
Less—Receipts on Capital Account.	32,138	48,393	80,531	1,28,955	—	—1,28,955	2,09,480
Net Total	1,45,09,311	—15,194	1,44,94,117	5,42,766	2,85,451	—3,07,315	1,50,86,883
INDIRECT CHARGES.							
Capitalized abatement of Land Revenue.	86,082	16	86,098	—	6,238	6,238	86,098
Leave and Pension Allowances.	4,01,354	—	4,01,354	—	—	—	4,01,354
Audit and Accounts	25,288	191	25,479	4,979	1,823	—3,156	30,458
Total	5,12,724	207	5,12,931	4,979	8,061	3,082	5,17,910
GRAND TOTAL	1,50,22,035	—14,987	1,50,07,048	5,47,745	2,43,512	—3,04,233	1,55,54,798

ADMINISTRATIVE ACCOUNTS FOR THE YEAR 1952-53

171

GOKAK CANAL 2ND SECTION.

CANAL PROJECT.

Part IV.—Interest Account for, and to end of, 1952-53.

	Amount.		Amount.
	Rs.		Rs.
Total interest charges to end of 1951-52.	4,72,276	Net Revenue realized to end of 1951-52 as per Part III.
Interest charges for the year 1952-53.	5,863	Net Revenue realized during 1952-53 as per Part III.
		Total Net Revenue realized to end of the year as per Part III.
		Balance net interest charges ..	4,78,139
Total .	4,78,139	Total ..	4,78,139

PUBLIC WORKS DEPARTMENT, IRRIGATION BRANCH

MESHWA CANAL.

CANAL PROJECT.

Part II.—Detailed Account of Capital Expenditure for, and to end of, 1952-53.

Heads of Account 1	Direct Charges.		Cost of Construction as now estimated (Construction closed on —1). 4	Remarks. 5
	During the year. 2	To end of the year. 3		
	Rs.	Rs.	Rs.	
I.—WORKS.				
(1) HEAD WORKS.				
A. Preliminary Expenses	
B. Land	
C. Works	
K. Buildings	(—) 9,090	38,35,566	
M. Plantations	
O. Miscellaneous	
P. Maintenance	
Total, Head Works .	(—) 9,090	38,35,566	
(2) MAIN CANALS AND BRANCHES.				
A. Preliminary Expenses	
B. Land	
D. Regulators	
E. Falls and Weirs	
F. River and Hill Torrent Works,	
G. (1) Other Cross Drainage Works,	
G. Bridges	
H. Escapes	
I. Navigation Works	
J. Mills	
K. Buildings	
L. Earth-work	
M. Plantations	
N. Tanks and Reservoirs	
O. Miscellaneous	
P. Maintenance	
Total, Main Canals and Branches.	
Carried over ...	— 9,090	38,35,566	

MESHWA CANAL.

CANAL PROJECT.

Part II.—Detailed Account of Capital Expenditure for, and to end of, 1952-53.

Heads of Account. 1	Direct Charges.		Cost of Construction as now estimated (Construction closed on —1). 4	Remarks. 5
	During the year. 2	To end of the year. 3		
	Rs	Rs.	Rs.	
Brought forward ...	—9,090	38,35,566	
I. —WORKS—contd.				
(3) DISTRIBUTARIES.				
A. Preliminary Expenses	
B. Land	
C. Works	
L. Earth-work	
M. Plantations	
O. Miscellaneous	
P. Maintenance	
Total, Distributaries	
(2) DRAINAGE AND PROTECTIVE WORKS				
A. Preliminary Expenses	
B. Land	
C. Works	
L. Earth-work	
O. Miscellaneous	
P. Maintenance	
Total, Drainage and Protective Works.	
(5) WATER COURSES.				
A. Preliminary Expenses	
B. Land	
C. Works	
L. Earth-works	
O. Miscellaneous	
Total, Water Courses	
(6) SPECIAL TOOLS AND PLANT	
(7) LOSSES ON STOCK	
Total, I.—Works	(—) 9,090	38,35,566	..	

PUBLIC WORKS DEPARTMENT, IRRIGATION BRANCH

MESHWA CANAL.

CANAL PROJECT.

Part II.—Capital Account for, and to end of, 1952-53.

Heads of Account.	Direct charges.		Cost of Construction as now estimated (Construction estimate closed on —1—).	Remarks.
	During the year.	To end of the year.		
1	2	3	4	5
Brought forward ...	Rs.	Rs.	Rs.	
II.—ESTABLISHMENT.				
1 and 2. Direction and accounts. } Ordinary	} (—) 1,636	} 6,87,859	}	
3. Executive ...				
4. Medical ...				
5. Pensionary charges ..	(—) 82	34,455	
Total, II.—Establishment ...	(—) 1,718	7,22,314	
III.—TOOLS AND PLANT ...	(—) 136	57,241	
IV.—SUSPENSE ACCOUNTS	
Grand Total ...	(—) 10,944	46,15,121	
V.—Less RECEIPTS ON CAPITAL ACCOUNT,	408	10,087	
Net outlay	(—) 11,352	46,05,034	

MESHWA CANAL

CANAL PROJECT.

Part IV.—Interest Accounts for, to end of, 1952-53.

	Amount.			Amount.	
		Rs.			Rs.
Total interest charges to end of 1951-52.	3,75,608		Net Revenue realized to end of 1951-52, as per Part III.	
Interest charges for the year 1952-53.	2,07,482		Net Revenue realized during 1952-53, as per Part III.	
			Total Net Revenue realized to end of the year as per Part III.	
			Balance net interest charges ..	5,83,090.	
Total ..	5,83,090		Total .	5,83,090.	

Part V.—Account of Indirect Charges for, and to end of, 1952-53

Particulars.	Amount.		Particulars.	Amount.	
	During the year.	To end of the year.		During the year.	To end of the year.
	Rs.	Rs.		Rs.	Rs.
CAPITAL ACCOUNT.			REVENUE ACCOUNT.		
1. Capitalized abatement of Land Revenue.	1. Capitalized abatement of Land Revenue.
2. Leave and Pension Allowances.	2. Leave and Pension Allowances.
3. Audit and Accounts Establishment	—91	38,365	3. Audit and Accounts Establishment.
Total ..	—91	38,365	Total

MESHWA CANAL.

CANAL PROJECT.

Part VI.—Statement comparing Capital Cost to end of 1952-53 with sanctioned Estimates.

Part ulars.	Charges against closed sanctions			Current sanction.			Total charges to date against old and current sanctions.
	Expenditure against construction estimate.	Expenditure against open Capital sanctions.	Total	Charges to date.	Amount of sanctioned Estimate.	Unspent balance of Estimate.	
1	2	3	4	5	6	7	8
	Rs.	Rs.	Rs.	Rs.	Rs.	Rs.	Rs.
DIRECT CHARGES							
Works		38,35,568	..	—38,35,568
Establishment	6,87,859	..	—6,87,859
Tools and Plant	57,241	..	—57,241
Pensionary Charges	34,455	—34,455	..
Total		46,15,121	..	—46,15,121	..
Less—Receipts on Capital Account.				10,087	..	—10,087	..
Net Total	46,05,034	..	—46,05,034
I N D I R E C T CHARGES.							
Capitalized abatement of Land Revenue.
Leave and Pension Allowances.
Audit and Accounts.	38,365	—38,365
Total	38,365	—38,365
Grand Total	46,43,399	—46,43,399

WARDALA TANK

TANK PROJECT.

Part IV.—Interest Account for, and to end of, 1952-53.

	Amount.			Amount.	
	Rs.			Rs.	
Total interest charges to end of 1951-52.	940		Net Revenue realized to end of 1951-52 as per Part III.	
Interest charges for the year 1952-53.	640		Net Revenue realized during 1952-53 as per Part III.	
			Total Net Revenue realized to end of the year as per Part III.	...	
			Balance net interest charges	..	1,580
Total ..	1,580		Total ..		1,580

Part V.—Account of Indirect Charges for, and to end of, 1952-53.

Particulars.	Amount.		Particulars.	Amount.	
	Dur ng the year.	To end of the year.		Dur ng the year.	To end of the year.
	Rs.	Rs.		Rs.	Rs.
CAPITAL ACCOUNT.			REVENUE ACCOUNT.		
1 Capitalized abatement of Land Revenue.	1. Capitalized abatement
2. Leave and Pension Allowances.	.	.	2 Leave and Pension Allowances.
3 Audit and Accounts Establishment.	.	..	3. Audit and Accounts Establishment.
Total			Total		..

Note.—Last Capital Account detailed in the Administrative Accounts for 1951-52.

MAHI CANAL.

CANAL PROJECT.

Part II.—Detailed Account of Capital Expenditure for, and to end of, 1952-53.

Heads of Account.	Direct charges.		Cost of Construction as now estimated (Construction estimate closed on —1).	Remarks.
	During the year.	To end of the year.		
1	2	3	4	5
	Rs.	Rs.	Rs.	
I.—WORKS.				
(1) HEAD WORKS.				
L. Earth-work	2,03,387	
A. Preliminary Expenses	43,400	
B. Land	22,336	
C. Works	77,617	
K. Buildings	2,06,559	
M. Plantations	3,712	
O. Miscellaneous	6,087	
P. Maintenance	2,340	
Total, Heads Works	5,65,438	
(2) MAIN CANALS AND BRANCHES.				
A. Preliminary Expenses	50,605	1,45,225	
B. Land	89,560	1,87,185	
C. Works	35,560	35,560	
E. Falls and Weirs	
F. River and Hill Torrent Works	
F. (1) Other Cross Drainage Works	
G. Bridges	
Operation Cost	61,200	
I. Navigation Works	
J. Mills	
K. Buildings	89,065	5,18,588	
L. Earth-work	30,607	1,76,603	
	44,551		
M. Plantations	1,926	7,571	
O. Miscellaneous	19,945	56,968	
Maintenance	31,742	46,725	
Total, Main Canals and Branches	3,93,561	12,35,625	
Carried over	

MAHI CANAL.

CANAL PROJECT.

Part II.—Detailed Account of Capital Expenditure for, and to end of, 1952-53.

Heads of Account.	Direct charges.		Cost of Construction as now estimated (Construction estimate closed on —1—):	Remarks.
	During the year.	To end of the year.		
1	2	3	4	5
	Rs.	Rs.	Rs.	
Brought forward	
I.—WORKS—contd.				
(3) DISTRIBUTARIES.				
A. Preliminary Expenses	
B. Land	
C. Works	
L. Earth-work	
M. Plantations	
O. Miscellaneous	
P. Maintenance	
Total, Distributaries	
(4) DRAINAGE AND PROTECTIVE WORKS.				
A. Preliminary Expenses	
B. Land	
C. Works	
L. Earth-work	
O. Miscellaneous	
P. Maintenance	
Total, Drainage and Protective Works	
(5) WATER COURSES.				
Expenditure debited to contingency Fund in 1951-52.	2,91,894	
A. Preliminary Expenses	
B. Land	
C. Works	
L. Earth-work	
O. Miscellaneous	
Total, Water Courses	
(6) SPECIAL TOOLS AND PLANT ...	4,87,364	33,96,516	
(7) LOSSES ON STOCK,	
Total, I.—Works ...	11,72,819	51,97,579	

MAHI CANAL.

CANAL PROJECT.

Part II.—Capital Account for, and to end of, 1952-53.

Heads of Account I	Direct charges.		Cost of Construction as now estimated (Construction estimate closed on —1). 4	Remarks 5
	During the year. 2	To end of the year 3		
	Rs.	Rs.	Rs.	
Brought forward	
II.—ESTABLISHMENT.				
1 and 2. Direction and Accounts	} Ordinary .	1,97,247	9,15,096
3. Executive				
4. Medical				
5. Pensionary charges ...	9,862	45,755	
Total, II.—Establishment .	2,07,109	9,60,851	..	
III.—TOOLS AND PLANT ...	16,437	76,257	
IV.—SUSPENSE ACCOUNTS ...	— 23,147	5,92,053	...	
Grand Total ...	13,73,218	68,26,740	
V.—Less RECEIPTS ON CAPITAL ACCOUNT	53	437	
Net Outlay ..	13,73,165	68,26,303	

MAHI CANAL

CANAL PROJECT.

Part IV.—Interest Account for, and to end of, 1952-53.

	Amount.			Amount.	
	Rs.			Rs.	
total interest charges to end of 1951-52.	2,78,654		Net Revenue realized to end of 1951-52 as per Part III.	
Interest charges for the year 1952-53.	2,74,347		Net Revenue realized during 1952-53 as per Part III.	..	
			Total Net Revenue realized to end of the year as per Part III.	
			Balance net interest charges ..		5,53,001
Total ..	5,53,001		Total ..		5,53,001

Part V.—Account of Indirect Charges for, and to end of, 1952-53.

Particulars.	Amount.		Particulars.	Amount.	
	During the year.	To end of the year.		During the year.	To end of the year.
	Rs.	Rs.		Rs.	Rs.
CAPITAL ACCOUNT.			REVENUE ACCOUNT.		
1. Capitalized abatement of Land Revenue.	1. Capitalized abatement of Land Revenue.
2. Leave and Pension Allowances.	2. Leave and Pension Allowances.
3. Audit and Accounts Establishment.	11,728	51,974	3. Audit and Accounts Establishment.	.	..
Total ..	11,728	51,974	Total

PUBLIC WORKS DEPARTMENT, IRRIGATION BRANCH

MAHI CANAL.

CANAL PROJECT

Part VI—Statement comparing Capital Cost to end of 1952-53 with sanctioned Estimates.

Particulars.	Charges against closed sanctions			Current sanctions.			Total charges to date against old and current sanctions.
	Expenditure against construction estimate	Expenditure against open Capital sanctions	Total	Charges to date	Amount of sanctioned Estimate	Unspent balance of Estimate	
1	2	3	4	5	6	7	8
	Rs	Rs.	Rs	Rs.	Rs.	Rs.	Rs.
DIRECT CHARGES							
Works				51,97,579		—51,97,579	..
Establishment				9,15,096		— 9,15,096	.
Pensionary charges				45,755		—45,755	..
Tools and Plant				76,257		—76,257	.
Suspense Accounts				5,92,053		—5,92,053	
Total				68,26,740		—68,26,740	...
Less—Receipts on Capital Account				437		—437	..
Net Total				68,26,303		—68,26,303
INDIRECT CHARGES							
Capitalized abatement of Land Revenue							...
Leave and Pension Allowances							..
Audit and Accounts				51,974		—51,974	..
Total				51,974		—51,974	..
GRAND TOTAL				68,78,277		—68,78,277	.

GHATPRABHA LEFT BANK CANAL.

CANAL PROJECT.

Part II.—Detailed Account of Capital Expenditure for, and to end of, 1952-53.

Heads of Account 1	Direct charges.		Cost of Construction as now estimated (Construction closed on —1—).	Remarks. 5
	During the year. 2	To end of the year. 3		
	Rs.	Rs.	Rs.	
I.—WORKS.				
(1) HEAD WORKS.				
A. Preliminary Expenses	
B. Land	
C. Works	
K. Buildings	
M. Plantations	
O. Miscellaneous	
P. Maintenance	
Total, Head Works	
(2) MAIN CANALS AND BRANCHES.				
A. Preliminary Expenses	
B. Land	
C. Works ..	49,06,732	1,65,47,426	3,99,80,944	
E. Falls and Weirs	
F. River and Hill Torrent Works.	
F. (1) Other Cross Drainage Works	
G. Bridges	
H. Escapes	
I. Navigation Works	
J. Mills	
K. Buildings	
L. Earth-work	
M. Plantations	
N. Tanks and Reservoirs	
O. Miscellaneous	
P. Maintenance	
Total, Main Canals and Branches.	49,06,732	1,65,47,426	3,99,80,944	

GHATPRABHA LEFT BANK CANAL.

CANAL PROJECT.

Part II.—Capital Account for, and to end of, 1952-53.

Heads of Account.	Direct charges.		Cost of Construction as now estimated (Construction estimate closed on —1).	Remarks.
	During the year.	To end of the year.		
1	2	3	4	5
	Rs.	Rs.	Rs.	
Brought forward.	
I.—WORKS—contd.				
(3) DISTRIBUTARIES.				
A. Preliminary Expenses	
B. Land	
C. Works	
L. Earth-work	
M. Plantations	
O. Miscellaneous	
P. Maintenance	
Total, Distributaries	1,62,678	4,49,600	
(4) DRAINAGE AND PROTECTIVE WORKS.				
A. Preliminary Expenses	
B. Land	
C. Works	
D. Earth-work	
O. Miscellaneous	
P. Maintenance	
Total, Drainage and Protective works.	
(5) WATER COURSES.				
A. Preliminary Expenses	
B. Land	
C. Works	
L. Earth-work	
O. Miscellaneous	
Total, Water Courses	
(6) SPECIAL TOOLS AND PLANT ..	2,52,458	16,87,584	30,00,000	
(7) LOSSES ON STOCK	
Total, I.—Works.	53,21,868	1,86,84,610	4,29,80,944	

GHATPRABHA LEFT BANK CANAL.

CANAL PROJECT.

Part II.—Capital Account for, and to end of, 1952-53.

Heads of Account.	Direct charges.		Cost of Construction as now estimated (Construction estimate closed on —1).	Remarks.
	During the year.	To end of the year.		
1	2	3	4	5
	Rs.	Rs.	Rs.	
Brought forward	
II.—ESTABLISHMENT.				
1 and 2. Direction and Accounts...				
3. Executive ...	3,05,722	25,81,208	92,52,780	
4. Medical ...				
5. Pensionary charges ...	14,176	1,28,914	6,93,959	
II.—ESTABLISHMENT ...	3,19,898	27,10,122	99,46,739	
III.—TOOLS AND PLANT				
III.—TOOLS AND PLANT ...	20,454	2,09,183	11,56,598	
IV.—SUSPENSE ACCOUNTS				
IV.—SUSPENSE ACCOUNTS ...	(—) 4,946	8,28,813	
Grand Total ...	56,57,274	2,24,32,728	5,40,84,281	
V.—Less RECEIPTS ON CAPITAL ACCOUNT.				
V.—Less RECEIPTS ON CAPITAL ACCOUNT	
Net Outlay ...	56,57,274	2,24,32,728	5,40,84,281	

PUBLIC WORKS DEPARTMENT, IRRIGATION BRANCH

GHATPRABHA LEFT BANK CANAL.

CANAL PROJECT.

Part IV.—Interest Account for, and to end of, 1952-53.

	Amount.			Amount.	
	Rs.			Rs.	
Total interest charges to end of 1951-52.	9,44,636		Net Revenue realized to end of 1951-52 as per Part III.	
Interest charges for the year 1952-53.	8,79,810		Net Revenue realized during 1952-53 as per Part III.	
			Total Net Revenue realized to end of the year as per Part III.	
			Balance net interest charges ..		18,24,446
Total ..	18,24,446		Total ..		18,24,446

Part V.—Account of Indirect Charges for, and to end of, 1952-53.

Particulars.	Amount.		Particulars.	Amount.	
	During the year.	To end of the year.		During the year.	To end of the year.
	Rs.	Rs.		Rs.	Rs.
CAPITAL ACCOUNT.			REVENUE ACCOUNT.		
1. Capitalized abatement of Land Revenue.	1. Capitalized abatement of Land Revenue.
2. Leave and Pension Allowances.	2. Leave and Pension Allowances.
3. Audit and Accounts Establishment.	53,219	1,86,847	3. Audit and Accounts Establishment.
Total ..	53,219	1,86,847	Total

GHATPRABHA LEFT BANK CANAL.

CANAL PROJECT.

Part VI.—Statement comparing Capital Cost to end of 1952-53 with sanctioned Estimates.

Particulars.	Charges against closed sanctions.			Current sanctions.			Total charges to date against old and current sanctions
	Expenditure against Construction Estimate.	Expenditure against open Capital sanctions.	Total	Charges to date.	Amount of sanctioned Estimate.	Unspent balance of Estimate.	
1	2	3	4	5	6	7	8
	Rs.	Rs.	Rs.	Rs.	Rs.	Rs.	Rs.
DIRECT CHARGES.							
Works	1,86,84,610	4,29,80,944	2,42,98,384
Establishment	25,61,208	92,62,780	66,71,572	..
Pensionary charges	1,28,914	693,959	5,65,045
Tools and Plants	2,09,183	11,56,598	9,47,415
Suspense Accounts	8,28,818	-8,28,818
Total	2,24,32,728	5,40,84,281	3,16,51,553
Less—Receipts of Capital Account
Net Total	2,24,32,728	5,40,84,281	3,16,51,553
INDIRECT CHARGES.							
Capitalized abatement of Land Revenue	53,150	53,150	..
Leave and Pension Allowances
Audit and Accounts	1,86,847	3,85,533	1,98,686
Total	1,86,847	4,38,683	2,51,836
GRAND TOTAL .				2,26,19,575	5,45,22,964	2,19,03,389

RANAND TANK.

CANAL PROJECT.

Part II.—Detailed Account of Capital Expenditure for, and to end of, 1952-53.

Heads of Account.	Direct charges.		Cost of Construction as now estimated (Construction estimate closed on —1).	Remarks.
	During the year.	To end of the year.		
1	2	3	4	5
	Rs.	Rs.	Rs.	
I.—WORKS.				
(1) HEAD WORKS.				
A. Preliminary Expenses	523	...	
B. Land	94,137	94,557	42,510	
C. Works	4,56,287	10,10,212	13,91,593	
K. Buildings	
M. Plantations	
O. Miscellaneous	
P. Maintenance	
Total, Head Works ...	5,50,424	11,05,292	14,34,103	
(2) MAIN CANALS AND BRANCHES.				
A. Preliminary Expenses	4,477	5,190	
B. Land	42,230	
D. Regulators	
E. Falls and Weirs	
F. River and Hill Torrent Works	3,02,513	
F. (1) Other Cross Drainage Works	1,10,668	
G. Bridges	33,004	
H. Escapes	46,394	
I. Navigation Works	
J. Mills	
K. Buildings	
L. Earth-work	2,69,884	
M. Plantations	
N. Tanks and Reservoirs	
O. Miscellaneous	16,748	
P. Maintenance	
Total, Main Canals and Branches	4,477	8,17,631	

RANAND TANK.

CANAL PROJECT.

Part II.—Detailed Account of Capital Expenditure for, and to end of, 1952-53.

Heads of Account.	Direct charges.		Cost of Construction as now estimated (Construction estimate closed on —1	Remarks.
	During the year.	To end of the year.		
1	2	3	4	5
Brought forward ...	Rs. ..	Rs. ..	Rs. ..	
I.—WORKS—contd.				
(3) DISTRIBUTARIES.				
A. Preliminary Expenses	
B. Land	
C. Works	
L. Earth-work	
M. Plantations	
O. Miscellaneous	
P. Maintenance	
Total, Distributaries	43,128	
(4) DRAINAGE AND PROTECTIVE WORKS.				
A. Preliminary Expenses	
B. Land	
C. Works	
L. Earth-work	
O. Miscellaneous	
P. Maintenance	
Total, Drainage and Protective Works.	
(5) WATER COURSES.				
A. Preliminary Expenses	
B. Land	
C. Works	
L. Earth-work	
O. Miscellaneous	
Total, Water Courses	
(6) SPECIAL TOOLS AND PLANT	
(7) LOSSES ON STOCK	
Total, I.—Works	5,50,424	11,09,769	22,94,862	

KANAND TANK.

CANAL PROJECT.

Part II.—Detailed Account of Capital Expenditure for, and to end of, 1952-53.

Heads of Account.	Direct charges.		Cost of Construction as now estimated (Construction estimate closed on —1).	Remarks.
	During the year.	To end of the year.		
1	2	3	4	5
Brought forward	Rs. ...	Rs. ...	Rs. ...	
II.—ESTABLISHMENT.				
1 and 2. Direction and Accounts ..	99,076	99,758	5,50,767	
3. Executive	
4. Medical	
5. Pensionary Charges ..	4,954	9,989	41,307	
Total, II.—Establishment	1,04,030	2,09,747	5,92,074	
III.—TOOLS AND PLANT	8,257	16,647	68,846	
IV.—SUSPENSE ACCOUNTS		..		
Grand Total	6,62,711	13,36,163	29,55,782	
V.—Less RECEIPTS ON CAPITAL ACCOUNT.				
Net Outlay ..	6,62,711	13,36,163	29,55,782	

RANAND TANK.

CANAL PROJECT.

Part IV.—Interest Account for, and to end of, 1952-53.

	Amount.			Amount.	
		Rs.			Rs.
Total interest charges to end of 1951-52.	30,744		Net Revenue realized to end of 1951-52 as per Part III.	
Interest charges for the year 1952-53.	45,163		Net Revenue realized during 1952-53 as per Part III.	
			Total Net Revenue realized to end of the year as per Part III.	
			Balance net interest charges ...	75,907	
Total ...	75,907		Total ...	75,907	

Part V.—Account of Indirect Charges for, and to end of, 1952-53.

Particulars.	Amount.		Particulars.	Amount.	
	During the year.	To end of the year.		During the year	To end of the year
	Rs.	Rs.		Rs.	Rs.
CAPITAL ACCOUNT.			REVENUE ACCOUNT.		
1. Capitalized abatement of Land Revenue.	3,840	3,840	1. Capitalized abatement of Land Revenue.
2. Leave and Pension Allowance.	2. Leave and Pension Allowance.
3. Audit and Accounts Establishment.	5,504	11,098	3. Audit and Accounts Establishment.
Total ...	9,344	14,938	Total

KANAND TANK.

CANAL PROJECT.

Part VI.—Statement comparing Capital Cost to end of 1952-53 with sanctioned Estimates.

Particulars.	Charges against closed sanctions			Current sanctions.			Total charges to date against old and current sanctions.	Remarks
	Expenditure against construction estimate.	Expenditure against Capital sanctions.	Total	Charges to date.	Amount of sanctioned Estimate	Unspent balance of Estimate		
1	2	3	4	5	6	7	8	9
	Rs.	Rs.	Rs.	Rs.	Rs.	Rs.	Rs.	
DIRECT CHARGES.								
Works	---	---	---	11,00,769	22,94,862	11,85,093	---	
Establishment	---	---	---	1,99,758	5,50,767	3,51,009	---	
Tools and Plant	---	---	---	16,647	68,846	52,199	---	
Pensionary Charges	---	---	---	9,889	41,307	31,318	---	
Total	---	---	---	13,36,163	29,55,782	16,19,619	---	
Less—Receipts on Capital Account.	---	---	---	---	---	---	---	
Net Total	---	---	---	13,36,163	29,55,782	16,19,619	---	
INDIRECT CHARGES.								
Capitalized abatement of Land Revenue.	---	---	---	3,840	39,380	35,520	---	
Leave and Pension Allowances.	---	---	---	---	---	---	---	
Audit and Accounts	---	---	---	11,098	22,948	11,950	---	
Total	---	---	---	14,938	62,308	47,370	---	
GRAND TOTAL	---	---	---	13,51,101	30,18,090	16,66,989	---	

KOLCHI WEIR.

CANAL PROJECT.

Part II.—Detailed Account of Capital Expenditure for, and to end of, 1952-53.

Heads of Account.	Direct charges.		Cost of Construction as now estimated (Construction estimate estimate closed on —1).	Remarks.
	During the year.	To end of the year.		
1	2	3	4	5
	Rs.	Rs.	Rs.	
I.—WORKS.				
(1) HEAD WORKS.				
A. Preliminary Expenses	
B. Land	
C. Works	5,23,709	13,79,950	
K. Buildings	
M. Plantations	
O. Miscellaneous	
P. Maintenance	
Total, Head Works	5,23,709	13,79,950	11,75,142	
(2) MAIN CANALS AND BRANCHES.				
A. Preliminary Expenses	
B. Land	
D. Regulators	
E. Falls and Weirs	
F. River and Hill Torrent Works	
F. (1) Other Cross Drainage Works	
G. Bridges	
H. Escapes	
I. Navigation Works	
J. Mills	
K. Buildings	
L. Earth-work	
M. Plantations	
N. Tanks and Reservoirs	
O. Miscellaneous	
P. Maintenance	
Total, Main Canals and Branches	3,22,853	

KOLCHI WEIR.

CANAL PROJECT.

Part II.—Detailed Account of Capital Expenditure for, and to end of, 1952-53.

Heads of Account.	Direct charges.		Cost of Construction as now estimated (Construction estimate closed on —1).	Remarks.
	During the year	To end of the Year.		
1	2	3	4	5
	Rs.	Rs.	Rs.	
Brought forward	
I.—WORKS—contd.				
(3) DISTRIBUTARIES				
A Preliminary Expenses	
B. Land	
C Works	
L Earth-work	
M Plantations	
O Miscellaneous	
F Maintenance	
Total, Distributaries	51,220	
(4) DRAINAGE AND PROTECTIVE WORKS.				
A. Preliminary Expenses	
B. Land	
C. Works	
L Earth-work	
O. Miscellaneous	
P. Maintenance	
Total, Drainage and Protective Works	65,974	
(5) WATER COURSES.				
A. Preliminary Expenses	
B. Land	
C Works	
L Earth-work	
O. Miscellaneous	
Total, Water Courses	
(6) SPECIAL TOOLS AND PLANT	1,15,000	
(7) LOSSES ON STOCK	
Total, I.—Works ..	5,23,709	13,79,950	17,30,189	

KOLCHI WEIR.

CANAL PROJECT.

Part II.—Capital Account for, and to end of, 1952-53.

Heads of Account,		Direct charges.		Cost of Construction as now estimated (Construction estimate closed on — 1 — 4).	Remarks.
		During the year.	To end of the year.		
1	2	3	4	5	
		Rs.	Rs.	Rs.	
	Brought forward	
II.—ESTABLISHMENT.					
1 and 2.	Direction and Accounts ..				
3.	Executive	94,268	2,63,770	2,33,202	
4.	Medical				
5	Pensionary Charges	4,714	12,417	31,482	
	Total, II.—Establishment ..	98,982	2,76,187	2,64,684	
III.—TOOLS AND PLANT					
		7,855	20,694	29,150	
IV.—SUSPENSE ACCOUNTS					
	Grand Total ..	6,30,546	16,76,831	20,24,023	
V.—Less RECEIPTS ON CAPITAL ACCOUNT.					
				
	Net Outlay ..	6,30,546	16,76,831	20,24,023	

PUBLIC WORKS DEPARTMENT, IRRIGATION BRANCH

KOLCHI WEIR.

CANAL PROJECT.

Part IV—Interest Account for, and to end of, 1952-53

	Amount.			Amount.	
	Rs.			Rs.	
Total interest charges to end of 1951-52.	47,801		Net Revenue realized to end of 1951-52 as per Part III	
Interest charges for the year 1952-53.	61,265		Net Revenue realized during 1952-53 as per Part III.	
			Total Net Revenue realized to end of the year as per Part III.	
			Balance net interest charges ...	1,09,066	
Total	1,09,066		Total ...	1,09,066	

Part V.—Account of Indirect Charges for, and to end of, 1952-53

Particulars.	Amount.		Particulars.	Amount.	
	During the year.	To end of the year.		During the year.	To end of the year.
	Rs.	Rs.		Rs.	Rs.
CAPITAL ACCOUNT.			REVENUE ACCOUNT.		
1. Capitalized abatement of Land Revenue.	1 Capitalized abatement of Land Revenue.
2. Leave and Pension Allowances.	2. Leave and Pension Allowances.
3. Audit and Accounts Establishment.	5,237	13,799	3. Audit and Accounts Establishment.
Total ...	5,237	13,799	Total

KOLCHI WEIR.

CANAL PROJECT.

Part VI.—Statement comparing Capital Cost to end of 1952-53 with sanctioned Estimates.

Particulars.	Charges against closed sanctions.			Current sanctions.			Total charges to date against old and current sanctions.	Remarks.
	Expenditure against construction estimate.	Expenditure against open Capital sanctions	Total.	Charges to date.	Amount of sanctioned Estimate	Unspent balance of Estimate		
1	2	3	4	5	6	7	8	
	Rs.	Rs.	Rs.	Rs.	Rs.	Rs.	Rs.	
DIRECT CHARGES.								
Works	13,79,950	17,30,189	3,50,239	
Establishment	2,63,770	2,33,262	—30,508	
Tools and Plant	20,694	29,150	8,456	...	
Pensionary charges	12,417	31,482	19,065	
Total	16,76,831	20,24,023	3,47,192	
Less—Receipts on Capital Account	
Net Total	16,76,831	20,24,023	3,47,192	...	
INDIRECT CHARGES.								
Capitalized abatement of Land Revenue..	7,125	7,125	...	
Leave and Pension Allowances	
Audit and Accounts	13,799	9,717	—4,082	
Total	13,799	16,842	3,043	...	
GRAND TOTAL	16,90,630	20,40,865	3,50,235	

PUBLIC WORKS DEPARTMENT, IRRIGATION BRANCH

- VADHWANA TANK

TANK PROJECT.

Part III.—Revenue Account for, and to end of, 1952-53.

GROSS RECEIPTS.			GROSS WORKING EXPENSES.		
Minor heads 1	Total		Heads of Accounts (Minor and Service heads). 4	Total.	
	During the year 2	To end of the year 3		During the year 5	To end of the year 6
	Rs	Rs		Rs.	Rs.
I.—DIRECT RECEIPTS.			I—EXTENSIONS AND IMPROVEMENTS		
1. Water-rates from Irrigation	49,248	1,41,995	1 Head Works ..	547	3,595
2. Sales of water	897	2 Main Canals and Branches
3. Water-supply of town	185	3. Distributaries
4. Plantations	4. Drainage and Protective Works
5 Other canal produce ..	42	8,228	Total ..	547	3,595
6 Water power			
7 Navigation	II.—MAINTENANCE AND REPAIRS.		
8 Rents of buildings	4,832	1. Head Works ..	12,451	1,02,681
9. Fines	2. Main Canals and Branches
10 Recoveries of expenditure	3. Distributaries
11. Miscellaneous receipts ..	7,611	9,132	4 Drainage and Protective Works
12. <i>Deduct—Refunds</i>	1,074	Total ..	12,451	1,02,681
Total ..	56,896	1,63,690	III.—COMPENSATION.
			IV.—ESTABLISHMENT.		
II.—INDIRECT RECEIPTS.			1. & 2. Direction and Accounts ..	2,418	19,208
Irrigation share of Land Revenue collected in the Civil Department			3. Executive ..		
Total	4. Collection Charges in C.D. ..	1,009	2,618
			5 Pensionary Charges ..	121	960
Total, Receipts ..	56,896	1,63,690	Total ..	3,548	22,816
Carried over ..	56,896	1,63,690	V.—TOOLS AND PLANTS.	195	1,593
			Carried over ..	16,741	1,30,685

VADHWANA TANK.

TANK PROJECT.

Part III.—Revenue Account for, and to end of, 1952-53.

GROSS RECEIPTS.			GROSS WORKING EXPENSES.		
Minor heads.	Total.		Heads of Account (Minor and Service heads).	Total.	
	During the year.	To end of the year.		During the year.	To end of the year.
1	2	3	4	5	6
	Rs.	Rs.		Rs.	Rs.
Brought over ..	56,896	1,63,600	Brought over ..	16,741	1,80,685
			Profit and Loss
			VI.—REFUNDS OF REVENUE
			Suspense Account
			Deduct—Receipts on Revenue Account.
			Total ..	16,741	1,80,685
			Share of Collection Charges in the Civil Department.
			Total, Direct Charges ..	16,741	1,80,685
			Indirect Charges debitable to Revenue Account as per Account No 5	180	1,068
			Total, Charges ..	16,871	1,81,748
			Balance Net Revenue ..	40,025	81,942
GRAND TOTAL	56,896	1,63,600	GRAND TOTAL	56,896	1,63,600

PUBLIC WORKS DEPARTMENT, IRRIGATION BRANCH

VADHWANA TANK.

TANK PROJECT.

Part IV.—Interest Account for, and to end of, 1952-53.

	Amount.			Amount.	
	Rs.	Rs.		Rs.	Rs.
Total interest charges to end of 1951-52.	31	—31*	Net Revenue realized to end of 1951-52 as per Part III.	—8,083	
Interest charges for the year 1952-53.	25	—25*	Net Revenue realized during 1952-53 as per Part III.	40,025	
			Total Net Revenue realized to end of the year as per Part III.	31,942	
			Balance net interest charges ..	—31,886	—56
				—56	
Total ...	56	—56*	Total ...	56	—56

Part V.—Account of Indirect Charges for, and to end of, 1952-53.

Particulars.	Amount.		Particulars.	Amount	
	During the year.	To end of the year.		During the year.	To end of the year.
	Rs.	Rs.		Rs.	Rs.
CAPITAL ACCOUNT.			REVENUE ACCOUNT.		
1. Capitalized abatement of Land Revenue.	1. Capitalized abatement of Land Revenue.
2. Leave and Pension Allowances.	2. Leave and Pension Allowances.
3. Audit and Accounts Establishment.	3. Audit and Accounts Establishment.	130	1,063
Total	Total ...	130	1,063

* Wrongly debited to Vadhwana Tank now transferred to Vyapur Tube well Scheme.

VIJAPUR TUBE WELL SCHEME.

CANAL PROJECT.

Part II.—Detailed Account of Capital Expenditure for, and to end of; 1952-53.

Heads of Account.	Direct charges.		Cost of Construction as now estimated (Construction estimate closed on —1).	Remarks.
	During the year.	To end of the year.		
1	2	3	4	5
	Rs.	Rs.	Rs.	
I.—WORKS.				
(1) HEAD WORKS.				
A. Preliminary Expenses	
B. Land ...	26,345	63,927	
C. Works	*466	
K. Buildings	
M. Plantations	
O. Miscellaneous	
P. Maintenance	
Total, Head Works ...	26,345	63,927	
		*466		
(2) MAIN CANALS AND BRANCHES.				
A. Preliminary Expenses	
B. Land	
D. Regulators	
E. Falls and Weirs	
F. River and Hill Torrent Works	
F (1) Other Cross Drainage Works	
G. Bridges	
H. Escapes	
I. Navigation Works	
J. Mills	
K. Buildings	
L. Earth-work	
M. Plantations	
N. Tanks and Reservoirs	
O. Miscellaneous	
P. Maintenance	
Total, Main Canals and Branches	

VLJAPUR TUBE WELL SCHEME.

CANAL PROJECT.

Part II.—Detailed Account of Capital Expenditure for, and to end of, 1952-53.

Heads of Account.	Direct charges.		Cost of Construction as now estimated (Construction estimate closed on —1)	Remarks.
	During the year.	To end of the year.		
1	2	3	4	5
	Rs.	Rs.	Rs.	
Brought forward	
I.—WORKS—contd.				
(3) DISTRIBUTARIES.				
A. Preliminary Expenses	
B. Land	
C. Works	
L. Earth-work	
M. Plantations	
O. Miscellaneous	
P. Maintenance	
Total, Distributaries	
(4) DRAINAGE AND PROTECTIVE WORKS.				
A. Preliminary Expenses	
B. Land	
C. Works	
L. Earth-work	
O. Miscellaneous	
P. Maintenance	
Total, Drainage and Protective Works	
(5) WATER COURSES.				
A. Preliminary Expenses	
B. Land	
C. Works	
L. Earth-work	
O. Miscellaneous	
Total, Water Courses	
(6) SPECIAL TOOLS AND PLANT	
(7) LOSSES ON STOCK	
Total, I.—Works ...	26,345	*466 63,927	

VIJAPUR TUBE WELL SCHEME.

CANAL PROJECT.

Part II.—Capital Account for, and to end of, 1952-53.

Heads of Account. 1	Direct charges.		Cost of Construction as now estimated (Construction estimate closed on —1). 4	Remarks. 5
	During the year. 2	To end of the year 3		
Brought forward ...	Rs.	Rs.	Rs.	
II.—ESTABLISHMENT				
1 and 2. Direction and Accounts ...				
3. Executive ...	4,742,	11,507 *83	
4. Medical ...				
5. Pensionary Charges ...	237	577 *4	
Total, II.—Establishment ...	4,979	12,084 *87	
III.—TOOLS AND PLANT ...	395	959 *7	
IV.—SUSPENSE ACCOUNTS	
Grand Total ...	31,719	*560 76,970	
V.— <i>Less</i> RECEIPTS ON CAPITAL ACCOUNT.	8,615	8,813	
Net Outlay ...	23,104	68,157 *560	

*Wrongly debited to Vadhwana Tank during 1950-51 now brought under this Work without financial adjustment.

PUBLIC WORKS DEPARTMENT, IRRIGATION BRANCH

VIJAPUR TUBE WELL SCHEME.

CANAL PROJECT.

Part III.—Revenue Account for, and to end of, 1952-53.

GROSS RECEIPTS.			GROSS WORKING EXPENSES.		
Minor heads	Total		Heads of Accounts (Minor and Service heads)	Total	
	During the year.	To end of the year.		During the year.	To end of the year.
1	2	3	1	2	3
	Rs.	Rs.		Rs.	Rs.
I.—DIRECT RECEIPTS			I.—EXTENSIONS AND IMPROVEMENTS.		
1. Water-rates from Irrigation	1,55,990	3,00,331	1. Head Works
2. Sales of water	34	34	2. Main Canals and Branches	
3. Water-supply of town	.	.	3. Distributaries	
4. Plantations	4. Drainage and Protective Works	
5. Other canal produce	Total	
6. Water power		II.—MAINTENANCE AND REPAIRS.		
7. Navigation	.		1. Head Works	63,364	1,74,544
8. Rents of buildings	166	531	2. Main Canals and Branches		
9. Fines	.	.	3. Distributaries	.	..
10. Recoveries of Penditure	237	4. Drainage and Protective Works		
11. Miscellaneous receipts		59	Total	63,364	1,74,544
12. <i>Deduct</i> —Refunds	..	.	III.—COMPENSATION.		
Total	1,56,190	3,01,192	IV.—ESTABLISHMENT		
II.—INDIRECT RECEIPTS			1 & 2 Direction and Account	11,406	31,418
Irrigation share of Land Revenue collected in the Civil Department	3. Executive
Total	4. Collection Charges in C.D Pensionary Charges	570	1,571
Total, Receipts	1,56,190	3,01,192	Total	11,976	32,989
Carried over	1,56,190	3,01,192	V.—TOOLS AND PLANTS.	951	2,618
			Carried over	78,291	2,10,151

VIJAPUR TUBE WELL SCHEME

CANAL PROJECT.

Part III.—Revenue Account for, and to end of, 1952-53.

GROSS RECEIPTS.			GROSS WORKING EXPENSES.		
Minor heads.	Total		Minor heads.	Total.	
	During the year.	To end of the year.		During the year.	To end of the year.
1	2	3	1	2	3
	Rs.	Rs.		Rs.	Rs.
Brought over ..	1,56,190	3,01,192	Brought over	76,291	2,10,151
			Profit and Loss
			VI—REFUNDS OF REVENUE.
			Suspense Account
			Deduct—Receipts on Revenue Account.
			Total ..	76,291	2,10,151
			Share of Collection Charges in the Civil Department.	
			Total, Direct Charges	76,291	2,10,151
			Indirect Charges debitabie to Revenue Account as per Account No. 5.	634	1,746
			Total, Charges	76,925	2,11,897
			Balance Net Revenue	79,265	89,295
GRAND TOTAL	1,56,190	3,01,192	GRAND TOTAL	1,56,190	3,01,192

PUBLIC WORKS DEPARTMENT, IRRIGATION BRANCH

VIJAPUR TUBE WELL SCHEME.

CANAL PROJECT.

Part IV.—Interest Account for, and to end of, 1952-53.

	Amount.			Amount.	
	Rs.			Rs.	
Total interest charges to end of 1951-52.	1,297	*31	Net Revenue realized to end of 1951-52 as per Part III.	10,030	
Interest charges for the year 1952-53.	2,547	*25	Net Revenue realized during 1952-53 as per Part III.	79,265	
			Total Net Revenue realized to end of the year as per Part III.	89,295	
			Balance net interest charges ...	—85,451	*56
Total ...	3,844	56	Total ...	3,844	56

Part V.—Account of Indirect Charges for, and to end of, 1952-53.

Particulars.	Amount.		Particulars.	Amount.	
	During the year.	To end of the year.		During the year.	To end of the year.
	Rs.	Rs.		Rs.	Rs.
CAPITAL ACCOUNT.			REVENUE ACCOUNT.		
1. Capitalized abatement of Land Revenue.	1. Capitalized abatement of Land Revenue.
2. Leave and Pension Allowances.	2. Leave and Pension Allowances.
3. Audit and Accounts Establishment.	264	640	3. Audit and Accounts Establishment.	634	1,746
		*5			
Total ...	264	640	Total ...	634	1,746
		*5			

*Wrongly debited to Vadhwana Tank in 1950-51 now brought under this work.

VIJAPUR TUBE WELL SCHEME.

CANAL PROJECT.

Part VI.—Statement Comparing Capital Cost to end of 1952-53 with sanctioned Estimate.

Particulars.	Charges against closed sanctions			Currents sanctions.			Total charges to date against old and current sanctions.
	Expenditure against Construction Estimate.	Expenditure against open Capital sanctions	Total	Charges to date.	Amount of sanctioned Estimate	Unspent balance of Estimate	
1	2	3	4	5	6	7	8
	Rs	Rs.	Rs	Rs	Rs.	Rs.	Rs.
DIRECT CHARGES.							
Works				68,927 *466		—68,927 — 466	
Establishment				11,507 *83		—11,507 — 83	
Tools and Plant				959 *7		—959 — 7	
Pensionary charges				577 *4		—577 — 4	
Total				76,970 *560		—76,970 —560	
Less—Receipts on Capital Account.				8,818		—8,818	
Net Total				68,157 *560		—68,157 —560	
INDIRECT CHARGES							
Capitalized abatement of Land Revenue.							
Leave and Pension Allowances.							
Audit and Accounts				640 *5		—640 — 5	
Total				640 *5		—640 — 5	
GRAND TOTAL				68,797 *565		—68,797 —565	

*Wrongly debited to Wadhvana Tank in 1950-51 now brought under this work

RADHANAGARI HYDRO ELECTRIC SCHEME.

CANAL PROJECT.

Part II.—Detailed Account of Capital Expenditure for, and to end of, 1952-53.

Heads of Account.	Direct charges.		Cost of Construction as now estimated (Construction estimate closed on —1).	Remarks.
	During the year.	To end of the year.		
1	2	3	4	5
	Rs.	Rs.	Rs. -	
1.—WORKS.				
(1) HEAD WORKS.				
A. Preliminary Expenses ...	4,085	15,142	1,01,277	
B. Land ...	20,151	11,58,945	12,87,722	
C. Works ...	8,02,035	88,65,376	94,85,471	
K. Building ...	1,966	2,85,754	3,96,046	
M. Plantations	
O. Miscellaneous ...	33,253	3,49,376	25,04,775	
P. Maintenance ...	-5,895	1,36,083	1,19,680	
Total, Head Works ...	8,67,385	1,08,10,676	1,38,94,971	
(2) MAIN CANALS AND BRANCHES.				
A. Preliminary Expenses	
B. Land	
D. Regulators	
E. Falls and Weirs	
F. River and Hill Torrent Works	
F. (1) Other Cross Drainage Works	
G. Bridges	
H. Escapes	
I. Navigation Works	
J. Mills	
K. Buildings	
L. Earth work	
M. Plantations	
N. Tanks and Reservoirs	
O. Miscellaneous	
P. Maintenance	
Total, Main Canals and Branches	

RADHANAGARI HYDRO ELECTRIC SCHEME.

CANAL PROJECT.

Part II.—Capital Account for, and to end of, 1952-53.

Heads of Account.	Direct charges.		Cost of Construction as now estimated (Construction estimate closed on —1).	Remarks.
	During the year.	To end of the year.		
1	2	3	4	5
Brought forward ..	Rs.	Rs.	Rs.	
I.—WORKS—contd.				
(3) DISTRIBUTARIES.				
A. Preliminary Expenses	
B. Land	
C. Works	
L. Earth-work	
M. Plantations	
O. Miscellaneous	
P. Maintenance	
Total, Distributaries	
(4) DRAINAGE AND PROTECTIVE WORKS.				
A. Preliminary Expenses	
B. Land	
C. Works	
L. Earth-work	
O. Miscellaneous	
P. Maintenance	
Total, Drainage and Protective Works.	
(5) WATER COURSES.				
A. Preliminary Expenses	
B. Land	
C. Works	
L. Earth-work	
O. Miscellaneous	
Total, Water Courses	
(6) SPECIAL TOOLS AND PLANT	9,49,878	10,67,880	
(7) LOSSES ON STOCK	
Total, I.—Works ..	8,67,385	1,17,60,554	1,49,62,851	

RADHANAGARI-HYDRO ELECTRIC SCHEME.

CANAL PROJECT.

Part II.—Capital Account for, and to end of, 1952-53.

Heads of account.	Direct charges.		Cost of Construction as now estimated (Construction estimate closed on —1).	Remarks.
	During the year.	To end of the year.		
1	2	3	4	5
	Rs.	Rs.	Rs.	
Brought forward	
II.—ESTABLISHMENT.				
1. and 2. Direction and Accounts.	
3. Executive	
4. Medical	
5. Special Survey	
Total, II—Establishment ..	1,099	1,941	14,13,159	
III.—TOOLS AND PLANT ..	16,681	1,54,000	2,49,381	
IV.—SUSPENSE ACCOUNTS ..	— 1,35,589	2,62,908	...	
Grand Total ..	7,49,576	1,21,79,493	1,66,25,391	
V.—Less RECEIPTS ON CAPITAL ACCOUNT.	— 20,237	3,47,492	..	
Net Outlay	7,69,813 (A)	1,18,32,001 (B)	1,66,25,391	

(A) Includes the expenditure of Rs. 5,817 incurred in Kolhapur Division and departmental charges thereon.

(B) Includes the expenditure of Rs. 85,53,960 transferred from the major head 81-A etc. as per the Chief Engineer, Electric Grid Department's letter A 67 (RHEA) 25323, dated the 6th July 1953.

RADHANAGARI HYDRO ELECTRIC SCHEME.

CANAL PROJECT.

Part IV.—Interest Account for, and to end of, 1952-53.

	Amount.			Amount.	
		Rs.			Rs.
Total interest charges to end of 1951-52.	93,020		Net Revenue realized to end of 1951-52 as per Part III.	
Interest charges for the year 1952-53.	1,29,677		Net Revenue realized during 1952-53 as per Part III.	
			Total Net Revenue realized to end of the year as per Part III	
			Balance net interest charges ..		2,22,697
Total ..	2,22,697		Total ..		2,22,697

Part V.—Account of Indirect Charges for, and to end of, 1952-53.

Particulars.	Amount.		Particulars.	Amount.	
	During the year.	To end of the year.		During the year.	To end of the year.
	Rs.	Rs.		Rs.	Rs.
CAPITAL ACCOUNT.			REVENUE ACCOUNT.		
1 Capitalized abatement of Land Revenue	1. Capitalized abatement of Land Revenue.
2 Leave and Pension Allowances	2. Leave and Pension Allowances.
3 Audit and Accounts Establishment. 8,674	8,674	35,949 } *81,657 }	3 Audit and Accounts Establishment.
Total ..	8,674	35,949 } 81,657 }	Total

*Vide Note (B) in No. 2 Capital Account,

PUBLIC WORKS DEPARTMENT, IRRIGATION BRANCH

RADHANAGARI HYDRO ELECTRIC SCHEME.

CANAL PROJECT

Part VI.—Statement comparing Capital Cost to end of 1952-53 with sanctioned Estimates

Particulars.	Charges against closed sanctions.			Current sanctions.			Total charges to date against old and current sanctions
	Expenditure against construction estimate.	Expenditure against open Capital sanctions.	Total.	Charges to date.	Amount of sanctioned Estimate.	Unspent balance of Estimate.	
1	2	3	4	5	6	7	8
	Rs.	Rs.	Rs.	Rs.	Rs.	Rs.	Rs.
DIRECT CHARGES							
Works				1,17,00,554	1,40,62,851	32,02,207	.
Establishment	..			1,941	14,13,159	14,11,218	.
Tools and Plant		1,54,000	2,40,381	95,381	.
Suspense Accounts		2,02,998	..	-2,02,998	.
Total		1,21,79,493	1,66,25,391	44,45,893	.
<i>Less—Receipts on Capital Account.</i>		..		3,47,492		-3,47,492	
Net Total	..			*1,18,32,001	1,66,25,391	47,93,390	.
INDIRECT CHARGES							
Capitalized abatement of Land Revenue.	
Leave and Pension Allowances.					
Audit and Accounts		..		1,17,606		-1,17,606	
Total		*1,17,606		-1,17,606	
GRAND TOTAL			*1,19,49,607	1,66,25,391	46,75,784	.

* Vide Note (B) in No. 2 Capital Account.

† Sanctioned by the Chief Engineer, Electric Grid, Bombay, in his No. T C/R.H.E. 16046, dated 2nd June 1952.

TARANGWADI TANK.

CANAL PROJECT.

Part II.—Capital Account for, and to end of, 1952-53.

Heads of Account, I	Direct charges,		Cost of Construction as now estimated (Construction estimate closed on —1). 4	Remarks, 5
	During the year, 2	To end of the year. 3		
	Rs.	Rs.	Rs.	
I.—WORKS				
(1) HEAD WORKS.				
Preliminary Expenses	
B. Land	
C. Works	
K. Buildings	
M. Plantations	
O. Miscellaneous	
P. Maintenance	
Total, Head Works	
(2) MAIN CANALS AND BRANCHES ...				
A Preliminary Expenses	
B. Land	
D. Regulators	
E. Falls and Weirs	
F. River and Hill Torrent Works	
F. (1) Other Cross Drainage Works...	
G. Bridges	
H. Escapes	
I. Navigation Works	
J. Mills	
K. Buildings	
L. Earth-work	
M. Plantations	
N. Tanks and Reservoirs	
O. Miscellaneous	
P. Maintenance	
Total, Main Canals and Branches	

TARANGVADI TANK.

CANAL PROJECT.

Part II.—Capital Account for, and to end of, 1952-53.

Heads of Account.	Direct charges.		Cost of Construction as now estimated (Construction estimate closed on —1).	Remarks
	During the year.	To end of the year.		
1	2	3	4	5
	Rs.	Rs.	Rs.	
Brought forward	
I.—WORKS—contd.				
(3) DISTRIBUTARIES.				
A. Preliminary Expenses	
B. Land	
C. Works	
L. Earth-work	
M. Plantations	
O. Miscellaneous	
P. Maintenance	
Total, Distributaries	
(4) DRAINAGE PROTECTIVE WORKS.				
A. Preliminary Expenses	
B. Land	
C. Works	
L. Earth-work	
O. Miscellaneous	
P. Maintenance	
Total, Drainage and Protective Works	
(5) WATER COURSES.				
A. Preliminary Expenses	
B. Land	
C. Works	
L. Earth work	
O. Miscellaneous	
Total, Water Courses	
(6) SPECIAL TOOLS AND PLANT	
(7) LOSSES ON STOCK	
Total, I.—Works ...	16,644	16,644	

TARANGWADI TANK,

CANAL PROJECT.

Part II.—Capital Account, for, and to end of, 1952-53.

Hheads of Account.	Direct charges.		Cost of Construction as now estimated (Construction estimated closed on —1).	Remarks.			
	During the year.	To end of the year.					
1	2	3	4	5			
Brought forward ...	Rs.	Rs.	Rs.				
II.—ESTABLISHMENT.							
1 and 2. Direction and Accounts Ordinary	}						
3. Executive ...					2,992	2,992
4. Medical ...							
5. Pensionary charges ...	150	150				
Total, II.—Establishment ...	3,142	3,142				
III.—TOOLS AND PLANT ..	250	250				
IV.—SUSPENSE ACCOUNTS				
Grand Total ...	20,036	20,036				
V.—Less RECEIPTS ON CAPITAL ACCOUNT.				
Net Outlay ..	20,036	20,036				

TARANGWADI TANK.

CANAL PROJECT.

Part IV.—Interest Account for, and to end of, 1952-53.

	Amount.			Amount.	
	Rs.			Rs.	
Total interest charges to end of 1951-1952.		Net Revenue realized to end of 1951-52, as per Part III.	
Interest charges for the year 1952-53.	450		Net Revenue realized during 1952-53 as per Part III.	
			Total Net Revenue realized to end of the year as per Part III.	
			Balance net interest charges ...		450
Total ..	450		Total ...		450

Part V.—Account of Indirect Charges for, and to end of, 1952-53.

Particulars.	Amount.		Particulars.	Amount.	
	During the year.	To end of the year.		During the year.	To end of the year.
	Rs.	Rs.		Rs.	Rs.
CAPITAL ACCOUNT.			REVENUE ACCOUNT.		
1. Capitalized abatement of Land Revenue.	1. Capitalized abatement of Land Revenue.
2. Leave and Pension Allowances.	2. Leave and Pension Allowances.
3. Audit and Accounts Establishment.	166	166	3. Audit and Account Establishment.
Total ...	166	166	Total

TARANG WADI TANK

CANAL PROJECT.

Part VI.—Statement Comparing Capital Cost to end of 1952-53 with sanctioned Estimates.

Particulars.	Charges against closed sanctions.			Current sanctions			Total to date against old and current sanctions.
	Expenditure against Construction Estimate.	Expenditure against open Capital sanctions	Total	Charges to date.	Amount of sanctioned Estimate	Unspent balance of Estimate.	
1	2	3	4	5	6	7	8
	Rs.	Rs.	Rs.	Rs.	Rs.	Rs.	Rs.
DIRECT CHARGES.							
Works	16,644	—16,644
Establishment	2,992	—2,992
Tools and Plant	250	—250
Pensionary Charges	150	—150
Total	20,036	—20,036
Less—Receipts on Capital Account.
Net Total	20,036	—20,036
INDIRECT CHARGES							
Capitalised abatement of Land Revenue.
Leave and Pension Allowances.
Audit and Accounts	166	—166
Total	166	—166
GRAND TOTAL	20,202	—20,202

PUBLIC WORKS DEPARTMENT, IRRIGATION BRANCH
TRANSTAPI IRRIGATION BANDHARA ON RIVER BHONAK
CANAL PROJECT.

Part II — Detailed Account of Capital Expenditure for, and to end of, 1952-53.

Heads of Account.	Direct charges.		Cost of Construction as now estimated (Construction estimate closed on —1).	Remarks.
	During the year.	To end of the year.		
1	2	3	4	5
	Rs.	Rs.	Rs.	
I.—WORKS.				
(1) HEAD WORKS.				
A. Preliminary Expenses	
B. Land	
C. Works	
K. Buildings	
M. Plantations	
O. Miscellaneous	
P. Maintenance	
Total, Head Works	
(2) MAIN CANALS AND BRANCHES.				
A. Preliminary Expenses	
B. Land	
D. Regulators	
E. Falls and Weirs	
F. River and Hill Torrent Works	
F (1) Other Cross Drainage Works	
G. Bridges	
H. Escapes	
I. Navigation Works	
J. Mills	
K. Buildings	
L. Earth-work	
M. Plantations	
N. Tanks and Reservoirs	
O. Miscellaneous	
P. Maintenance	
Total, Main Canals and Branches	

TRANSTAPI IRRIGATION BANDHARA ON RIVER BHONAK.

CANAL PROJECT.

Part II.—Capital Account for, and to end of, 1952-53.

Heads of Account.	Direct charges.		Cost of Construction as now Estimated (Construction Estimate closed on -1).	Remarks.
	During the year.	To end of the year.		
1	2	3	4	5
	Rs.	Rs.	Rs.	
Brought forward	
I.—WORKS—contd.				
(3) DISTRIBUTARIES.				
A. Preliminary Expenses	
B. Land	
C. Works	
L. Earth-work	
M. Plantations	
O. Miscellaneous	
P. Maintenance	
Total, Distributaries	
(4) DRAINAGE AND PROTECTIVE WORKS.				
A. Preliminary expenses	
B. Land	
C. Works	
L. Earth-work	
O. Miscellaneous	
P. Maintenance	
Total, Drainage and Protective Works	
(5) WATER COURSES.				
A. Preliminary Expenses	
B. Land	
C. Works	
L. Earth-work	
O. Miscellaneous	
Total, Water Courses	
(6) SPECIAL TOOLS AND PLANT	
(7) LOSSES ON STOCK	
Total I—Works ..	18,112	18,112	

PUBLIC WORKS DEPARTMENT, IRRIGATION BRANCH

TRANSTAPI IRRIGATION BANDHARA ON RIVER BHONAK.

CANAL PROJECT.

Part II.—Capital Account for, and to end of, 1952-53.

Heads of Account.	Direct charges.		Cost of Construction as now estimated (Construction Estimate closed on —1)	Remarks
	During the year.	To end of the year.		
1	2	3	4	5
	Rs.	Rs.	Rs.	
Brought forward	
II.—ESTABLISHMENT.				
1 and 2. Direction and Accounts ..				
3. Executive	3,529	3,529	
4. Medical				
5. Pensionary charges	176	176	
Total, II.—Establishment ..	3,705	3,705	
III.—TOOLS AND PLANT	272	272	
IV.—SUSPENSE ACCOUNTS.	
Grand Total ..	22,089	22,089	
V.—Less RECEIPTS ON CAPITAL ACCOUNT.	
Net Outlay ..	22,089	22,089	

TRANSTAPI IRRIGATION BANDHARA ON RIVER BHONAK.

CANAL PROJECT.

Part IV.—Interest Account for, and to end of, 1952-53.

	Amount.			Amount.	
	Rs.			Rs.	
Total interest charges to end of 1951-52.		Net Revenue realized to end of 1951-52 as per Part III.	
Interest charges for the year 1952-53.	497		Net Revenue realized during 1952-53 as per Part III.	
			Total Net Revenue realized to end of the year as per Part III.		
			Balance net interest charges ..		497
Total ..	497		Total ..		497

Part V.—Account of Indirect Charges for, and to end of, 1952-53.

Particulars.	Amount.		Particulars.	Amount.	
	During the year.	To end of the year.		During the year.	To end of the year.
	Rs.	Rs.		Rs.	Rs.
CAPITAL ACCOUNT.			REVENUE ACCOUNT.		
1. Capitalized abatement of Land Revenue.	1. Capitalized abatement of Land Revenue.
2. Leave and Pension Allowances	2. Leave and Pension Allowances.
3. Audit and Accounts Establishment	181	181	3. Audit and Accounts Establishment.
Total	181	181	Total

TRANSTAPI IRRIGATION BANDHARA ON RIVER BHONAK.

CANAL PROJECT.

Part VI.—Statement comparing Capital Cost to end of 1952-53 with sanctioned Estimates.

Particulars	Charges against closed sanctions			Current sanctions			Total charges to date against old and current sanctions
	Expenditure against Construction Estimate	Expenditure against open Capital sanctions	Total.	Charges to date	Amount of sanctioned Estimate	Unspent balance of Estimate	
1	2	3	4	5	6	7	8
	Rs.	Rs.	Rs.	Rs.	Rs.	Rs.	Rs.
DIRECT CHARGES.							
Works		18,112	.	-18,112	...
Establishment	3,529	.	-3,529	...
Tools and Plant	272	.	-272	..
Pensionary Charges	176	...	-176
Total	22,089	..	-22,089	..
Less—Receipts on Capital Account.
Net Total	22,089	-22,089
INDIRECT CHARGES.							
Capitalized abatement of Land Revenue
Leave and Pension Allowances.
Audit and Accounts.	Es	..	181	-181
Total	181	...	-181	...
GRAND TOTAL	22,270	-22,270

CHINCHOLI TANK.

CANAL PROJECT.

Part II.—Detailed Account of Capital Expenditure for, and to end of, 1952-53.

Heads of Accounts.	Direct charges.		Cost of Construction as now estimated (Construction estimate closed on —1).	Remarks.
	During the year.	To end of the year.		
1	2	3	4	5
	Rs.	Rs.	Rs.	
I.—WORKS.				
(1) HEAD WORKS.				
A. Preliminary Expenses	
B. Land	
C. Works	
K. Buildings	
M. Plantations	
O. Miscellaneous	
P. Maintenance	
Total, Head Works	
(2) MAIN CANALS AND BRANCHES.				
A. Preliminary Expenses	
B. Land	
D. Regulators	
E. Falls and Weirs	
F. River and Hill Torrent Works	
F (1) Other Cross Drainage Works	
G. Bridges	
H. Escapes	
I. Navigation Works	
J. Mills	
K. Buildings	
L. Earth-work	
M. Plantations	
N. Tanks and Reservoirs	
O. Miscellaneous	
P. Maintenance	
Total, Main Canals and Branches	

PUBLIC WORKS DEPARTMENT, IRRIGATION BRANCH

CHINCHOLI TANK.

CANAL PROJECT.

Part II.—Detailed Account of Capital Expenditure for, and to end of, 1952-53.

Heads of Account.	Direct charges.		Cost of Construction as now estimated (Construction estimate closed on —1).	Remarks.
	During the year.	To end of the year.		
1	2	3	4	5
Brought forward.	Rs.	Rs.	Rs.	
I.—WORKS— <i>contd.</i>				
(3) DISTRIBUTARIES.				
A. Preliminary Expenses	
B. Land	
C. Works	
L. Earth-work	
M. Plantations	
O. Miscellaneous	
P. Maintenance	
Total, Distributaries	
(4) DRAINAGE AND PROTECTIVE WORKS.				
A. Preliminary Expenses	
B. Land	
C. Works	
L. Earth-work	
O. Miscellaneous	
P. Maintenance	
Total, Drainage and Protective Works	
(5) WATER COURSES.				
A. Preliminary Expenses	
B. Land	
C. Works	
L. Earth-work	
O. Miscellaneous	
Total, Water Courses	
(6) SPECIAL TOOLS AND PLANT	
(7) LOSSES ON STOCK	
Total, I.—Works	38,404	33,404	

CHINCHOLI TANK.

CANAL PROJECT.

Part II.—Capital Account for, and to end of, 1952-53.

Heads of Account.	Direct charges.		Cost of Construction as now estimated (Construction Estimate closed on —1—).	Remarks.
	During the year.	To end of the year.		
1	2	3	4	5
Brought forward ...	Rs.	Rs.	Rs.	
II.—ESTABLISHMENT.				
and 2. Direction and Accounts ...				
3. Executive ...	7,609	7,609	...	
4. Medical ...				
Pensionary Charges ...	380	380	...	
Total, II.—Establishment ...	7,989	7,989	...	
..I.—TOOLS AND PLANT ...	576	576	...	
IV.—SUSPENSE ACCOUNTS	
Grand Total ...	46,969	46,969	...	
V.—Less RECEIPTS ON CAPITAL ACCOUNT...	
Net Outlay .	46,969	46,969	...	

CHINCHOLI TANK.

CANAL PROJECT.

Part IV.—Interest Account for, and to end of, 1952-53.

	Amount.			Amount.	
	Rs.			Rs.	
Total interest charges to end of 1951-52.		Net Revenue realized to end of 1951-52 as per Part III.	
Interest charges for the year 1952-53.	1,057		Net Revenue realized during 1951-52 as per Part III.	
			Total Net Revenue realized to end of the year as per Part III.		
			Balance net interest charges ..	1,057	
Total ..	1,057		Total ..	1,057	

Part V.—Account of Indirect Charges for, and to end of, 1952-53.

Particulars.	Amount.		Particulars.	Amount.	
	During the year.	To end of the year.		During the year.	To end of the year.
	Rs.	Rs.		Rs.	Rs.
CAPITAL ACCOUNT.			REVENUE ACCOUNT.		
1. Capitalized abatement of land Revenue.	1. Capitalized abatement of Land Revenue.
2. Leave and Pension Allowances.	2. Leave and Pension Allowances.
3. Audit and Accounts Establishment.	384	384	3. Audit and Accounts Establishment.
Total ..	384	384	Total

CHINCHOLI TANK.

CANLA PROJECT.

Part VI.—Statement comparing Capital Cost to end of 1952-53 with sanctioned Estimates.

Particulars.	Charges against closed sanctions			Current sanctions.			Total charges to date against old and current sanctions.
	Expenditure against Construction Estimate.	Expenditure against open Capital sanctions.	Total.	Charges to date	Amount of sanctioned Estimate.	Unspent balance of Estimate.	
1	2	3	4	5	6	7	8
	Rs.	Rs.	Rs.	Rs.	Rs.	Rs.	Rs.
DIRECT CHARGES							
Works	---	---	---	88,404	---	—38,404	---
Establishment	---	---	---	7,600	---	—7,600	---
Tools and Plant	---	---	---	576	---	—576	---
Pensionary Charges	---	---	---	380	---	—380	---
Total	---	---	---	46,969	---	—46,969	---
Less—Receipts on Capital Account.	---	---	---	---	---	---	---
Net Total	---	---	---	46,969	---	—46,969	---
INDIRECT CHARGES							
Capitalized abatement of Land Revenue	---	---	---	---	---	---	---
Leave and Pension Allowances	---	---	---	---	---	---	---
Audit and Accounts	---	---	---	384	---	—384	---
Total	---	---	---	384	---	—384	---
GRAND TOTAL	---	---	---	47,353	---	—4,353	---

MANGI TANK.

CANAL PROJECT.

Part II.—Detailed Account of Capital Expenditure for, and to end of, 1952-53.

Heads of Account. 1	Direct charges.		Cost of Construction as now estimated (Construction estimate closed on —1). 4	Remarks. 5
	During the year. 2	To end of the year. 3		
	Rs.	Rs.	Rs.	
I—WORKS.				
(1) HEAD WORKS.				
A. Preliminary Expenses	
B. Land	
C. Works	
K. Buildings	
M. Plantations	
O. Miscellaneous	
P. Maintenance	
Total, Head Works	
(2) MAIN CANALS AND BRANCHES.				
A. Preliminary Expenses	
B. Land	
D. Regulators	
E. Falls and Weirs	
F. River and Hill Torrent Works	
F. (1) Other Cross Drainage Works	
G. Bridges	
H. Escapes	
I. Navigation Works	
J. Mills	
K. Buildings	
L. Earth-work	
M. Plantations	
N. Tanks and Reservoirs	
O. Miscellaneous	
P. Maintenance	
Total, Main Canals and Branches	
Carried over	

MANGI TANK,

CANAL PROJECT.

Part II.—Capital Account for, and to end of, 1952-53.

Heads of Account.	Direct charges.		Cost of Construction as now estimated (Construction estimate closed on —1).	Remarks.
	During the year.	To end of the year.		
1	2	3	4	5
	Rs.	Rs.	Rs.	
Brought forward	
I.—WORKS—contd.				
(3) DISTRIBUTARIES.				
A. Preliminary Expenses	
B. Land	
C. Works	
L. Earth-work	
M. Plantations	
O. Miscellaneous	
P. Maintenance	
Total, Distributaries	
(4) DRAINAGE AND PROTECTIVE WORKS.				
A. Preliminary Expenses	
B. Land	
C. Works	
L. Earth-work	
O. Miscellaneous	
P. Maintenance	
Total, Drainage and Protective Works	
(5) WATER COURSES.				
A. Preliminary Expenses	
B. Land	
C. Works	
L. Earth-work	
O. Miscellaneous	
Total, Water Courses	
(6) SPECIAL TOOLS AND PLANT	
(7) LOSSES ON STOCK	
Total, I.—Works	1,33,557	1,33,557	...	

PUBLIC WORKS DEPARTMENT, IRRIGATION BRANCH

MANGI TANK.

CANAL PROJECT.

Part II.—Capital Account for, and to end of, 1952-53.

Heads of Account.	Direct charges.		Cost of Construction as now estimated (Construction estimate closed on —1).	Remarks.
	During the year.	To end of the year.		
1	2	3	4	5
Brought forward ...	Rs. . .	Rs. . .	Rs.	
II.—ESTABLISHMENT.				
1 and 2. Direction and Accounts ...				
3. Executive ...	26,460	26,460	
4. Medical ...				
5. Pensionary charges ...	1,323	1,323	
Total, II.—Establishment ..	27,783	27,783	
III.—TOOLS AND PLANT ...	2,003	2,003	
IV.—SUSPENSE ACCOUNTS	
Grand Total ...	1,63,343	1,63,343	
V.—Less RECEIPTS ON CAPITAL ACCOUNT.	
Total Outlay ...	1,63,343	1,63,343	

MANGI TANK.

CANAL PROJECT.

Part IV.—Interest Account for, and to end of, 1952-53.

	Amount.			Amount.	
	Rs.			Rs.	
Total interest charges to end of 1951-52.		Net Revenue realized to end of 1951-52 as per Part III.	
Interest charges for the year 1952-53.	3,381		Net Revenue realized during 1952-53 as per Part III.	
			Total Net Revenue realized to end of the year as per Part III.	
			Balance net interest charges ..	3,381	
Total ..	3,381		Total ..	3,381	

Part V.—Account of Indirect Charges for, and to end of, 1952-53.

Particulars.	Amount.		Particulars.	Amount.	
	During the year.	To end of the year.		During the year.	To end of the year.
	Rs.	Rs.		Rs.	Rs.
CAPITAL ACCOUNT			REVENUE ACCOUNT.		
1. Capitalized abatement of Land Revenue.	1. Capitalized abatement of Land Revenue.
2. Leave and Pension Allowances	2. Leave and Pension Allowances.
3. Audit and Account Establishment	1,336	1,336	3. Audit and Accounts Establishment.
Total	1,336	1,336	Total

MANGI TANK.

CANAL PROJECT.

Part VI.—Statement comparing Capital Cost to end of 1952-53 with sanctioned Estimates

Particulars.	Charges against closed sanctions.			Current sanctions.			Total charges to date against old and current sanctions
	Expenditure against Construction Estimate.	Expenditure against open Capital sanctions.	Total	Charges to date.	Amount of sanctioned Estimate.	Unspent balance of Estimate.	
1	2	3	4	5	6	7	8
	Rs.	Rs.	Rs.	Rs.	Rs.	Rs.	Rs.
DIRECT CHARGES.							
Works	1,33,557	...	-1,33,557
Establishment	26,460	...	-26,460
Tools and Plant	2,003	-2,003
Pensionary Charges	1,323	..	-1,323
Total	1,63,34	-1,63,343
Less—Receipts on Capital Account.
Net Total	1,63,343	...	-1,63,343
INDIRECT CHARGES.							
Capitalized statement of Land Revenue.
Leave and Pension Allowances.
Audit Accounts	1,336	-1,336
Total	1,336	-1,336
GRAND TOTAL	1,64,679	-1,64,679

SAPATNA TANK.

CANAL PROJECT.

Part II.—Detailed Account of Capital Expenditure for, and to end of, 1952-53.

Heads of Account.	Direct charges.		Cost of Construction as now estimated (Construction estimate closed on —1).	Remarks.
	During the year.	To end of the year.		
1	2	3	4	5
	Rs.	Rs.	Rs.	
I.—WORKS.				
(1) HEAD WORKS.				
A. Preliminary Expenses	
B. Land	
C. Works	
K. Buildings	
M. Plantations	
O. Miscellaneous	
P. Maintenance	
Total, Head Works	
(2) MAIN CANALS AND BRANCHES.				
A. Preliminary Expenses	
B. Land	
D. Regulators	
E. Falls and Weirs	
F. River and Hill Torrent Works	
G. Bridges	
F. (1) Other Cross Drainage Works.	
H. Escapes	
I. Navigation Works	
J. Mills	
K. Buildings	
L. Earth work	
M. Plantations	
N. Tanks and Reservoirs	
O. Miscellaneous	
P. Maintenance	
Total, Main Canals and Branches	

PUBLIC WORKS DEPARTMENT, IRRIGATION BRANCH

SAPATNA TANK.

CANAL PROJECT.

Part II—Capital Account for, and to end of, 1952-53.

Heads of Account 1	Direct charges.		Cost of Construction as now estimated (Construction estimate closed on —1). 4	Remarks. 5
	During the year. 2	To end of the year. 3		
	Rs.	Rs.	Rs.	
Brought forward	
I.—WORKS—contd.				
(3) DISTRIBUTARIES.				
A. Preliminary Expenses	
B. Land	
C. Works	
L. Earth-work	
M. Plantations	
O. Miscellaneous	
P. Maintenance	
Total, Distributaries	
(4) DRAINAGE AND PROTECTIVE WORKS.				
A. Preliminary Expenses	
B. Land	
C. Works	
L. Earth-work	
O. Miscellaneous	
P. Maintenance	
Total, Drainage and Protective Works.	
(5) WATER COURSES.				
A. Preliminary Expenses	
B. Land	
C. Works	
L. Earth-work	
O. Miscellaneous	
Total, Water Courses	
(6) SPECIAL TOOLS AND PLANT	
(7) LOSSES ON STOCK	
Total, I.—Works ...	62,688	62,688	

SAPATNA TANK.

CANAL PROJECT.

Part II.—Capital Account for, and to end of, 1952-53.

Heads of Account. 1	Direct charges.		Cost of Construction as now estimated (Construction estimate closed on —1). 4	Remarks. 5
	During the year. 2	To end of the year. 3		
	Rs.	Rs.	Rs.	
II.—ESTABLISHMENT.				
1 and 2. Direction and Accounts ...	12,418	12,418	
3. Executive ...				
4. Medical ...				
5. Pensionary Charges ...	621	621	
Total, II.—Establishment ...	13,039	13,039	
III.—TOOLS AND PLANT ...	940	940	
IV.—SUSPENSE ACCOUNTS	
Grand Total ...	76,667	76,667	
V.—Less RECEIPTS ON CAPITAL ACCOUNT.	
Net Outlay ...	76,667	76,667	

PUBLIC WORKS DEPARTMENT, IRRIGATION BRANCH

SAPATNA TANK

CANAL PROJECT.

Part IV.—Interest Account for, and to end of, 1952-53.

	Amount.			Amount.	
	Rs			Rs.	
Total interest charges to end of 1951-52.		Net Revenue realized to end of 1951-52 as per Part III.	
Interest charges for the year 1952-53.	1,725		Net Revenue realized during 1952-53 as per Part III.	..	
			Total Net Revenue realized to end of the year as per Part III	..	
			Balance net interest charges ..		1,725
Total ..	1,725		Total ..		1,725

Part V.—Account of Indirect Charges for, and to end of, 1952-53.

Particulars.	Amount.		Particulars.	Amount.	
	During the year.	To end of the year.		During the year.	To end of the year.
	Rs.	Rs.		Rs.	Rs.
CAPITAL ACCOUNT.			REVENUE ACCOUNT.		
1. Capitalized abatement of Land Revenue.	1. Capitalized abatement of Land Revenue.
2. Leave and Pension Allowances.	2. Leave and Pension Allowances.
3. Audit and Accounts Establishment.	627	627	3. Audit and Accounts Establishment.
Total ..	627	627	Total

SAPATNA TANK.

CANAL PROJECT.

Part VI.—Statement comparing Capital Cost to end of 1952-53 with sanctioned Estimates.

Particulars	Charges against closed sanctions.			Current sanctions.			Total charges to date against old and current sanctions.
	Expenditure against Construction Estimate	Expenditure against open Capital sanctions.	Total	Charges to date.	Amount of sanctioned Estimate	Unspent balance of Estimate.	
1	2	3	4	5	6	7	8
	Rs.	Rs.	Rs.	Rs.	Rs.	Rs.	Rs.
DIRECT CHARGES							
Works	62,688	...	-62,688	...
Establishment	12,418	...	-12,418	...
Tools and Plant	940	...	-940	...
Pensionary charges	621	...	-621	...
Total	76,667	...	-76,667	...
<i>Less—Receipts on Capital Account.</i>
Net Total	76,667	...	-76,667	...
INDIRECT CHARGES							
Capitalized abatement of Land Revenue
Leave and Pension Allowances.
Audit and Accounts	627	...	-627	...
Total	627	...	-627	...
GRAND TOTAL	77,294	...	-77,294	...

PUBLIC WORKS DEPARTMENT, IRRIGATION BRANCH

PURMEPADA TANK,

CANAL PROJECT.

Part II,—Detailed Account of Capital Expenditure for, and to end of, 1952-53.

Heads of Account, 1	Direct charges.		Cost of Construction as now estimated (Construction estimate closed on —1). 4	Remarks. 5
	During the year. 2	To end of the year. 3		
	Rs.	Rs.	Rs.	
I.—WORKS.				
(1) HEAD WORKS.				
A. Preliminary Expenses	
B. Land	
C. Works	
K. Buildings	
M. Plantations	
O. Miscellaneous	
P. Maintenance	
Total, Head Works	
(2) MAIN CANAL AND BRANCHES.				
A. Preliminary Expenses	
B. Land	
D. Regulators	
E. Falls and Weirs	
F. River and Hill Torrent Works	
F. (1) Other Cross Drainage Works	
G. Bridges	
H. Escapes	
I. Navigation Works	
J. Mills	
K. Buildings	
L. Earth-work	
M. Plantations	
N. Tanks and Reservoirs	
O. Miscellaneous	
P. Maintenance	
Total, Main Canals and Branches	

PURMEPADA TANK.

CANAL PROJECT.

Part II.—Detailed Account of Capital Expenditure for, and to end of, 1952-53.

Heads of Account, 1	Direct charges,		Cost of Construction as now estimated (Construction estimate closed on —1—). 4	Remarks, 5
	During the year, 2	To end of the year, 3		
Broughtforward ...	Rs.	Rs.	Rs.	
1.—WORKS—contd.				
(3) DISTRIBUTIONS.				
A. Preliminary Expenses	
B. Land	
C. Works	
L. Earth-work	
M. Plantations	
O. Miscellaneous	
P. Maintenance	
Total, Distributaries	
(4) DRAINAGE AND PROTECTIVE WORKS.				
A. Preliminary Expenses	
B. Land	
C. Works	
L. Earth-work	
O. Miscellaneous	
P. Maintenance	
Total, Drainage and Protective Works.	
(5) WATER COURSES.				
A. Preliminary Expenses	
B. Land	
C. Works	
L. Earth-work	
O. Miscellaneous	
Total, Water Courses	
(6) SPECIAL TOOLS AND PLANT	
(7) LOSSES ON STOCK	
Total, I.—Works ...	321356	3,21,356	

PUBLIC WORKS DEPARTMENT, IRRIGATION BRANCH

PURMEPADA TANK.

CANAL PROJECT.

Part II.—Capital Account, for, and to end of, 1952-53.

Heads of Account. 1	Direct charges.		Cost of Con- struction as now estimated (Construction estimate closed on —1). 4	Remarks. 5			
	During the year. 2	To end of the year. 3					
Brought forward ...	Rs.	Rs	Rs.				
II.—ESTABLISHMENT.							
1 and 2. Direction and Accounts ...	}	}	}				
3. Executive					58,843	58,843
4. Medical							
5. Pensionary Charges ..	2,942	2,942				
Total, II —Establishment ...	61,785	61,785				
III.—TOOLS AND PLANT ...	4,820	4,820				
IV.—SUSPENSE ACCOUNTS				
Grand Total ..	3,87,961	3,87,961				
V.—Less RECEIPTS ON CAPITAL ACCOUNT.				
Net Outlay ...	3,87,961	3,87,961	..				

PURMEPADA TANK.

CANAL PROJECT.

Part IV.—Interest Account for, and to end of, 1952-53.

	Amount.			Amount.	
	Rs.			Rs.	
Total interest charges to end of 1951-52.	.. .		Net Revenue realized to end of 1951-52 as per Part III.	
Interest charges for the year 1952-53,	8,516		Net Revenue realized during 1952-53 as per Part III.	
			Total Net Revenue realized to end of the year as per Part III.	
			Balance net interest charges ..	8,516	
Total ..	8,516		Total ..	8,516	

Part V.—Account of Indirect Charges for, and to end of, 1952-53.

Particulars.	Amount.		Particulars.	Amount.	
	During the year.	To end of the year.		During the year.	To end of the year.
	Rs.	Rs.		Rs.	Rs.
CAPITAL ACCOUNT.			REVENUE ACCOUNT.		
1. Capitalized abatement of Land Revenue.	1. Capitalized abatement of Land Revenue.
2. Leave and Pension Allowances.	2. Leave and Pension Allowances.
3. Audit and Accounts Establishment.	3,214	3,214	3. Audit and Accounts Establishment.
Total ..	3,214	3,214	Total

PUBLIC WORKS DEPARTMENT, IRRIGATION BRANCH

PURNEPADA TANK.

CANAL PROJECT.

Part VI.—Statement comparing Capital Cost to end of 1952-53 with sanctioned Estimates.

Particulars.	Charges against closed sanctions			Current sanctions.			Total charges to date against old and current sanctions.
	Expenditure against Construction Estimate.	Expenditure against open Capital sanctions	Total.	Charges to date	Amount of sanctioned Estimate.	Unspent balance or Estimate	
1	2	3	4	5	6	7	8
	Rs.	Rs.	Rs.	Rs.	Rs.	Rs.	Rs.
DIRECT CHARGES.							
Works	3,21,356	—3,21,356
Establishment	58,843	—58,843
Tools and Plant	4,820	—4,820
Pensionary charges	2,942	—2,942
Total	3,87,961	—3,87,961
Less—Receipts on Capital Account.
Net Total	3,87,961	..	—3,87,961
INDIRECT CHARGES.							
Capitalized abatement of Land Revenue.
Leave and Pension Allowances.
Audit and Accounts	3,214	—3,214
Total	3,214	—3,214	..
GRAND TOTAL	3,91,175	—3,91,175	..

PATANDUNGRI TANK:

CANAL PROJECT.

Part II.—Detailed Account of Capital Expenditure for, and to end of, 1952-53.

Heads of Account.	Direct charges.		Cost of Construction as now estimated (Construction estimate closed on —1—).	Remarks.
	During the year.	To end of the year.		
1	2	3	4	5
	Rs.	Rs.	Rs.	
I.—WORKS.				
(1) HEAD WORKS.				
A. Preliminary Expenses	
B. Land	
C. Works	
K. Buildings	
M. Plantations	
O. Miscellaneous	
P. Maintenance	
Total, Head Works	
(2) MAIN CANALS AND BRANCHES.				
A. Preliminary Expenses	
B. Land	
D. Regulators	
E. Falls and Weirs	
F. River and Hill Torrent Works	
F. (1) Other Cross Drainage Works...	
G. Bridges	
H. Escapes	
I. Navigation Works	
J. Mills	
K. Buildings	
L. Earth-work	
M. Plantations	
N. Tanks and Reservoirs	
O. Miscellaneous	
P. Maintenance	
Total, Main Canals and Branches	
Carried over	

PATANDUNGRI TANK.

CANAL PROJECT.

Part II.—Detailed Account of Capital Expenditure for, and to end of, 1952-53.

Heads of Account. 1	Direct charges.		Cost of Construction as now estimated Construction estimate closed on —1). 4	Remarks. 5
	During the year. 2	To end of the year. 3		
	Rs.	Rs.	Rs.	
Brought forward ...				
I.—WORKS—contd.				
(3) DISTRIBUTARIES.				
A. Preliminary Expenses	
B. Land	
C. Works	
L. Earth-work	
M. Plantations	
O. Miscellaneous	
P. Maintenance	
Total, Distributaries ...				
(4) DRAINAGE AND PROTECTIVE WORKS.				
A. Preliminary Expenses	
B. Land	
C. Works	
L. Earth-Work	
O. Miscellaneous	
P. Maintenance	
Total, Drainage and Protective Works				
(5) WATER COURSES.				
A. Preliminary Expenses	
B. Land	
C. Works	
L. Earth-work	
O. Miscellaneous	
Total, Water Courses	
(6) SPECIAL TOOLS AND PLANT	
(7) LOSSES ON STOCK	
Total, I.—Works...	23,519	23,519		
Carried over	

PATANDUNGRI TANK.

CANAL PROJECT.

Part II.—Capital Account for, and to end of; 1952-53.

Heads of Account.	Direct charges.		Cost of Construction as now estimated. (Construction estimate close on —1),	Remarks.
	During the year.	To end of the year.		
1	2	3	4	5
Brought forward ...	Rs.	Rs.	Rs.	
II.—ESTABLISHMENT.				
1 and 2. Direction and Accounts ...				
3. Executive ...	4,375	4,375	
4. Medical ...				
5. Pensionary charges ...	219	219	
Total, II.—Establishment ...	4,594	4,594	
III.—TOOLS AND PLANTS ...	354	354	
IV.—SUSPENSE ACCOUNT	
Grand Total ...	28,467	28,467	
V.—Less RECEIPTS ON CAPITAL ACCOUNTS.	
Net Outlay...	28,467	28,467	

PATANDUNGRI TANK.

CANAL PROJECT.

Part IV.—Interest Account for, and to end of, 1952-53.

	Amount.			Amount.	
	Rs.			Rs.	
Total interest charges to end of 1951-52.		Net Revenue realized to end of 1951-52, as per Part III.	
Interest charges for the year 1952-53.	640		Net Revenue realized during the 1952-53, as per Part III.	
			Total Net Revenue realized to end of the year as per Part III.	
			Balance net interest charges ..		640
Total ..	640		Total ..		640

Part V.—Account of Indirect Charges for, and to end of, 1952-53.

Particulars.	Amount.		Particulars.	Amount.	
	During the year.	To end of the year.		During the year.	To end of the year.
	Rs.	Rs.		Rs.	Rs.
CAPITAL ACCOUNT.			REVENUE ACCOUNT.		
1. Capitalized abatement of Land Revenue.	1. Capitalized abatement of Land Revenue.
2. Leave and Pension Allowances.	2. Leave and Pension Allowances.
3. Audit and Accounts Establishment.	235	235	3. Audit and Accounts Establishment.
Total ..	235	235	Total

PATANDUNGRI TANK.

CANAL PROJECT.

Part VI.—Statement comparing Capital Cost to end of 1952-53 with sanctioned Estimates.

Particulars	Charges against closed sanctions.			Current sanctions			Total charges to date against old and current sanction.
	Expenditure against Construction Estimate.	Expenditure against open Capital sanctions.	Total.	Charges to date.	Amount of sanctioned Estimate	Unspent balance of Estimate.	
1	2	3	4	5	6	7	8
	Rs.	Rs.	Rs.	Rs.	Rs.	Rs.	Rs.
DIRECT CHARGES.							
Works	23,519	..	-23,519
Establishment	4,375	-4,375
Tools and Plant	354	-354
Pensionary Charges	219	-219
Total	28,467	-28,467
Less—Receipts on Capital Account.
Net Total	28,467	-28,467
INDIRECT CHARGES.							
Capitalized abatement of Land Revenue.
Leave and Pension Allowances.
Audit and Accounts	235	..	-235
Total	235	..	-235
GRAND TOTAL	28,702	-28,702

PUBLIC WORKS DEPARTMENT, IRRIGATION BRANCH

SABARMATI RIVER PROJECT.

CANAL PROJECT.

Part II.—Detailed Account of Capital Expenditure for, and to end of, 1952-53.

Heads of Account. 1	Direct charges.		Cost of Construction as now estimated (Construction estimate closed on —1). 4	Remarks. 5
	During the year. 2	To end of the year. 3		
	Rs.	Rs.	Rs.	
I.—WORKS.				
(1) HEAD WORKS.				
A. Preliminary Expenses	
B. Land	
C. Works	
K. Buildings	
M. Plantations	
O. Miscellaneous	
P. Maintenance	
Total, Head Works	
(2) MAIN CANALS AND BRANCHES.				
A. Preliminary Expenses	
B. Land	
D. Regulators	
E. Falls and Weirs	
F. River and Hill Torrent Works	
F. (1) Other Cross Drainage Works.	
G. Bridges	
H. Escapes	
I. Navigation Works	
J. Mills	
K. Buildings	
L. Earth-work	
M. Plantations	
N. Tanks and Reservoirs	
O. Miscellaneous	
P. Maintenance	
Total, Main Canals and Branches	

SABARMATI RIVER PROJECT.

CANAL PROJECT.

Part II.—Detailed Account of Capital Expenditure for, and to end of, 1952-53.

Heads of Account.	Direct charges.		Cost of Construction as now estimated (Construction estimate closed on —1).	Remarks.
	During the year.	To end of the year.		
1	2	3	4	5
Brought forward ...	Rs.	Rs.	Rs.	
I.—WORK—contd.				
(3) DISTRIBUTARIES.				
A. Preliminary Expenses	
B. Land	
C. Works	
L. Earth-work	
M. Plantations	
O. Miscellaneous	
P. Maintenance	
Total, Distributaries	
(4) DRAINAGE AND PROTECTIVE WORKS.				
A. Preliminary Expenses	
B. Land	
C. Works	
L. Earth-work	
O. Miscellaneous	
P. Maintenance	
Total, Drainage and Protective Works.	
(5) WATER COURSES.				
A. Preliminary Expenses	
B. Land	
C. Works	
L. Earth-work	
C. Miscellaneous	
Total, Water Courses	
(6) SPECIAL TOOLS AND PLANT ..				
(7) LOSSES ON STOCK ..				
Total, I.—Works	68,086	68,086	

PUBLIC WORKS DEPARTMENT, IRRIGATION BRANCH

SABARMATI RIVER PROJECT.

CANAL PROJECT.

Part II.—Detailed Account of Capital Expenditure for, and to end of, 1952-53.

Heads of Account.	Direct charges.		Cost of Construction as now estimated (Construction estimate closed on —1).	Remarks.
	During the year.	To end of the year.		
1	2	3	4	5
	Rs.	Rs.	Rs.	
Brought forward	
II.—ESTABLISHMENT.				
1 and 2. Direction and Accounts.				
3. Executive	12,666	12,666	
4. Medical				
5. Pensionary Charges	633	633	
Total, II.—Establishment ..	13,299	13,299	
III.—TOOLS AND PLANT.				
	1,021	1,021	
IV.—SUSPENSE ACCOUNTS				
	
Grand Total ..	82,406	82,406	
V.—Less RECEIPTS ON CAPITAL ACCOUNT.				
	
Net Outlay ..	62,406	62,406	

SABARMATI RIVER PROJECT.

CANAL PROJECT.

Part IV.—Interest Account for, and to end of, 1952-53.

	Amount.			Amount.	
	Rs.			Rs.	
Total interest charges to end of 1951-52.		Net Revenue realized to end of 1951-52 as per Part III.	
Interest charges for the year 1952-53.	1,8,4		Net Revenue realized during 1952-53 as per Part III.	
			Total Net Revenue realized to end of the year as per Part III.	
			Balance net interest charges ..		1,854
Total ..	1,854		Total ..		1,854

Part V.—Account of Indirect Charges for, and to end of, 1952-53.

Particulars.	Amount.		Particulars.	Amount.	
	During the year	To end of the year.		During the year.	To end of the year.
	Rs.	Rs.		Rs.	Rs.
CAPITAL ACCOUNT.			REVENUE ACCOUNT.		
1. Capitalized abatement of Land Revenue.	1. Capitalized abatement of Land Revenue.
2. Leave and Pension Allowances.	2. Leave and Pension Allowances.
3. Audit and Accounts Establishment.	681	681	3. Audit and Accounts Establishment.
Total	681	681	Total

SABARMATI RIVER PROJECT.

CANAL PROJECT.

Part VI.—Statement comparing Capital Cost to end of 1952-53 with sanctioned Estimates.

Particulars	Charges against closed sanctions.			Current sanctions.			Total charges to date against old and current sanctions.
	Expenditure against Construction Estimate	Expenditure against open Capital sanctions	Total	Charges to date.	Amount of sanctioned Estimate	Unspent balance of Estimate.	
1	2	3	4	5	6	7	8
	Rs	Rs.	Rs.	Rs.	Rs.	Rs.	Rs
DIRECT CHARGES							
Works	---	68,086	..	-68,086	---
Establishment	---	12,666	..	-12,666
Tools and Plant	1,021	-1,021	..
Pensionary charges	633	-633
Total	82,406	-82,406
Less—Receipts on Capital Account.
Net Total	82,406	..	-82,406
INDIRECT CHARGES.
Capitalized abatement of Land Revenue.
Leave and Pension Allowances.
Audit and Accounts	681	-681
Total	681	-681
GRAND TOTAL	83,087	-83,087

JOJWA CANAL;

CANAL PROJECT,

Part III.—Revenue Account for, and to end of, 1952-53.

GROSS RECEIPTS.			GROSS WORKING EXPENSES.		
Minor heads 1	Total.		Heads of Accounts (Minor and Service heads). 4	Total.	
	During the year. 2	To end of the year. 3		During the year. 5	To end of the year. 6
	Rs.	Rs.		Rs.	Rs.
I—DIRECT RECEIPTS.			I.—EXTENSIONS AND IMPROVEMENTS.		
1. Water-rates from Irrigation.	1. Head Works
2. Sales of water	2. Main Canals and Branches.
3. Water-supply of town	3. Distributaries
4. Plantations	4. Drainage and Protective Works
5. Other canal produce	Total
6. Water power			
7. Navigation	II.—MAINTENANCE AND REPAIRS		
8. Rents of buildings	1. Head Works+
9. Fines	2. Main Canals and Branches
10. Recoveries of expenditure.	3. Distributaries
11. Miscellaneous receipts	Total	23,219	23,219
12 <i>Deduct</i> —Refunds	III.—COMPENSATION.
Total	IV.—ESTABLISHMENT.		
			1 & 2 Direction and Accounts.	4,319	4,319
II.—INDIRECT RECEIPTS			3. Executive
Irrigation share of Land Revenue collected in the Civil Department			4. Collection Charges in C.D
			5. Pensionary Charges	216	216
Total	Total	4,535	4,535
Total, Receipts			V—TOOLS AND PLANTS	348	348
Carrie over			Carried over	28,102	28,102

PUBLIC WORKS DEPARTMENT, IRRIGATION BRANCH

JOJWA CANAL.

CANAL PROJECT.

Part III.—Revenue Account for, and to end of, 1952-53.

GROSS RECEIPTS.			GROSS WORKING EXPENSES.		
Minor heads.	Total.		Heads of Accounts (Minor and Service heads).	Total.	
	During the year.	To end of the year.		During the year.	To end of the year.
1	2	3	4	5	6
	Rs.	Rs.		Rs.	Rs.
Brought over	---	---	Brought over	28,102	28,102
			Profit and Loss	---	---
			VI.—REFUNDS OF REVENUE.	---	---
			Suspense Account	---	---
			Deduct—Receipts on Revenue Account.	---	---
			Total	28,102	28,102
			Share of Collection Charges in the Civil Department.	---	---
			Total, Direct Charges	28,102	28,102
			Indirect Charges debitable to Revenue Account as per Account No. 5.	232	232
			Total Charges	28,334	28,334
			Balance Net Revenue	(-) 28,334	(-) 28,334
GRAND TOTAL	---	---	GRAND TOTAL	---	---

JOJWA CANAL.

CANAL PROJECT.

Part IV.—Interest Account for, and to end of, 1952-53.

	Amount			Amount	
	Rs.			Rs.	
Total interest charges to end of 1951-52.		Net Revenue realized to end of 1951-52 as per Part III.	
Interest charges for the year 1952-53.		Net Revenue realized during 1952-53 as per Part III.	—28,334	
			Total Net Revenue realized to end of the year as per Part III.	—28,334	
			Balance net interest charges	
Total		Total	

Part V.—Account of Interest Charges for, and to end of, 1952-53.

Particulars.	Amount.		Particulars.	Amount.	
	During the year.	To end of the year.		During the year.	To end of the year.
	Rs.	Rs.		Rs.	Rs.
CAPITAL ACCOUNT.			REVENUE ACCOUNT.		
1. Capitalized abatement of Land Revenue.	1. Capitalized abatement of Land Revenue.
2. Leave and Pension Allowances.	2. Leave and Pension Allowances.
3. Audit and Accounts Establishment.	3. Audit and Accounts Establishment.	232	232
Total	Total ...	232	232

Statistical Statements
for
Irrigation Works in the State of Bombay
for the year 1952-53

STATEMENT

Statement of Canals in the State of

	(4)	(5)	(6) Hathmati and Khari Cut Canals.	
			Hathmati Canal.	Khari Cut Canal.
Source of Supply of Water.	Gomai River.	River Nandni	Hathmati River.	Khari River.
Minimum } C. ft. per discharge per } second.	H.W. 22.23 Kh. 21.78 R. 22.23	6 60	30	5
Maximum } C. ft. per discharge of } canal.	H.W. 36.93 Kh. 41.32 R. 27.87	8 40	369	255
Average annual rainfall .. Inches ..	No rangauge	20.71	21.94	25.22
Gross area com- manded .. Acres ..	3,000	1,871	44,744	32,000
Culturable area commanded	3,000	1,478	28,840	20,000
Area irrigable by complete project	3,000	1,478	11,336	16,000
Area irrigable at present	3,178	1,478	8,000	16,000
<i>Sanctioned Estimate—</i>				
Direct charges .. Ra.	1,00,139	53,803	4,96,805	5,79,678
Indirect charges	6,808	3,612	30,086	30,651
Interest during construction	2,37,687
Total, Estimate	1,07,547	57,415	7,64,578	6,10,329

I.A.

Bombay for the year 1952-53.

(18) Krishna Canal.	(22) Revari Canal.	(28) Gokak Canal 1st Section, and Store Works.	(37) Jamda Canals.		(40) Nira Left Bank Canal.
Krishna River.	River Warna.	River Ghata- prabha and Storage Works.	Gurna River. J. Right J. Left		Nira River and Reservoir at Bhatgar.
H.W. 19 Kh. 30 R. 34	Not recorded	Kh. 6 R. 2	104 88 50	H.W. 37 M. 44 R. 44	
40	9.72	Kh. 152 R. 132	... 26 22	H.W. .. Kh. 6 R. 7	Designed 720
26.04	26.43	21.39	8.6	..	11.01
28,327	3,813	18,668	37,122	9,166	2,01,011
26,453	3,624	17,627	25,600	8,400	1,49,827
21,000	1,920	17,627	25,600	8,400	1,13,280
12,320	1,920	17,627	25,600	8,400	1,13,280
9,00,299	56,324	13,86,490	10,01,146	}	1,00,78,923
51,751	3,124	81,599	50,214		
7,83,613	1,44,865	N.L.		
17,35,663	59,448	16,12,954	10,51,360		1,00,78,923

STATEMENT

		(41) Kadava River Works.			(45) Girna Canal.
		Palkhed Canal.	Ojhar Tambat Canal.	Wadali Canal.	Chankapur Tank.
Source of Supply of Water.		Kadva River.	Banganga River.	Kadva River.	Girna River.
Minimum discharge per second.	C. ft. per second.	Kh. 15	1.85	2.0	2.2
		R. 4.78	0.46	2.83	20
		H.W. 2	0.46	2.0	3
Maximum discharge of canal.	C. ft. per second.	Kh. 40	25.36	21.25	144
		R. 40	18.35	23.28	137
		H.W. 40	19.32	21.25	761
Average annual rainfall	.. Inches ..	29.23	18.26	12.45	16.37
Gross area commanded	.. Acres ..	28,832	8,085	3,486	29,182
Culturable area commanded	26,280	7,421	2,729	25,200
Area irrigable by complete project	23,466	6,824	2,433	8,500
Area irrigable at present	11,853	3,384	2,433	8,500
Sanctioned Estimate—					
Direct charges	.. Rs.	}	10,35,876	}	21,00,317
Indirect charges				
Interest during construction				
Total, Estimate			10,35,876		21,00,317

I-A—contd.

(46) Godavari Canals.		(26) Parsul Canal.	(49)	(50) Pravara River Work	
Right Bank Canal.	Left Bank Canal.		Nira Right Bank Canal	Pravara Canal.	Pravara Left Bank Canal including Lakh Canal.
Godavari River		Parsul River.	Nira River and Reservoir at Bhatgar.	Pravara River and Reservoir.	Pravara River and Reservoir.
17	88	1 57			
67	56	1 58			
44	79	Dry	Designed		
370	220	29 02	1,500	196	654
370	220	7 23	196	636
350	220	Dry	196	637
12 25	10 60	7.43	11 00	8 24	12.61
1,44,310	83,080	3,337	4,96,377	73,763	1,25,044
1,36,390	83,000	3,197	4,47,726	58,514	99,025
49,331	30,109	1,783	1,32,000	16,960	40,040
49,331	30,109	1,783	1,32,000	16,960	30,800
3,34,32,836		2,11,995	5,84,23,327	1,47,20,568	
3,34,32,836		2,11,995	5,84,23,327	1,47,20,568	

STATEMENT

	(4)	(8)	(9)	
	Shahada Channel.	Chikhli Canal	Hathmati and Khari Cut Canals.	
			Hathmati Canal	Khari Cut Canal
Source of Supply of Water.	Gomai River.	River Nandni.	Hathmati River.	Khari River.
<i>Expenditure to end of 1952-53—</i>				
Direct charges .. Ra.	1,00,739	53,803	4,93,590	7,50,058
Indirect charges	6,808	3,639	27,004	48,077
Interest during construction	15,035	2,37,687
Total, Expenditure	1,22,582	57,442	7,58,281	7,98,135
<i>Works as now sanctioned—</i>				
Main Canals, Irrigation .. Miles.	20·51	6·50	21	31
Branch Canals Irrigation..	8
Distributaries	1 15	25	27
<i>Of above—</i>				
Navigable Channels .. Miles.
<i>Works completed at end of 1952-53—</i>				
Main Canals, Irrigation .. Miles.	20·51	6·50	21	31
Branch Canals Irrigation..	8
Distributaries	1·15	53	29·5
<i>Of above—</i>				
Navigable Channels .. Miles.

I-A—contd.

(18)	(22)	(28)	(37)	(40)
Krishna Canal.	Revar Canal	Gokak Canal 1st Section, and Storage Works.	Jamda Canals	Nira Left Bank Canal.
Krishna River.	River Warna	River Ghata-prabha and Storage Works.	Girna River	Nira River and Reservoir at Bhatgar.
8,98,168	56,771	14,78,233	10,01,146	1,48,48,425
51,644	3,040	84,282	50,214	5,03,082
7,83,061	...	19,72,330	...	2,44,40,722
17,32,868	59,811	35,34,845	10,51,360	3,97,92,179
35·25	6·00	410	39	113·75
26·25	5·25	12·08	Nil.	Nil.
....	35·43	100	139
...	Nil.
35·25	6·00	4·10	39	118·75
24·62	5·25	12·08	Nil.	Nil.
....	35·43	100	139
....	Nil.

STATEMENT

	(41) Kadava River Works			(45) Girna Canal
	Palkhed Canal	Ojhar Tambat Canal	Wadali Canal	Chankapur Tank
Source of Supply of Water	Kadva River.	Banganga River	Kadva River	Girna River
<i>Expenditure to end of 1952-53—</i>				
Direct charges .. Rs.		9,73,359		20,10,784
Indirect charges .. "		62,517		68,757
Interest during construction .. "		22,79,951		31,23,410
Total, Expenditure .. Rs.		33,15,827		52,02,951
<i>Works as now sanctioned—</i>				
Main Canals, Irrigation .. Miles.	11 0	8 0	8 62	18 61
Branch Canals Irrigation .. "
Distributaries .. "	21 50	20 27
<i>Of above—</i>				
Navigable Channels .. Miles.
<i>Works completed at end of 1952-53—</i>				
Main Canals, Irrigation .. Miles.	11 0	8 0	8 62	18 61
Branch Canals Irrigation .. "
Distributaries .. "	21 50	20 27
<i>Of above—</i>				
Navigable Channels .. Miles.

I-A—contd.

(46)		(26)	(49)	(50)	
Godavari Canals				Pravara River Works.	
Right Bank Canal.	Left Bank Canal	Parsul Canal	Nira Right Bank Canal	Pravara Right Bank Canal	Pravara Left Bank Canal including Lakh Canal.
Godavari River.		Parsul River	Nira River and Reservoir at Bhatgar.	Pravara River and Reservoir	Pravara River and Reservoir.
3,45,70,820		4,73,673	4,16,05,175	1,50,36,883	
—12,756		9,196	11,00,987	5,17,910	
7,06,449					
1,63,85,063		5,57,636	5,86,87,556	2,28,98,150	
5,16,49,576		10,40,505	10,12,93,718	3,84,52,043	
69·0	48·00	...	*106·50	33·3	47·2
5·0	*56·26	35
78·0	34·00	4·75	*346·86	43	96
.....
69·0	48·0	*106·50	33·3	47·2
5·0	*56·25	35
78·0	34·0	4·75	*346·86	43	96
.....

* The figures include the lengths of the canal, branches and distributaries in the jurisdiction of the Sholapur Division of the Central Circle.

STATEMENT

	(59) Vijapur Tube Wells.	(52) Meshwa Canal Project.	(58) Wadwana Irrigation tank including Jojwa Main Canal.	(48) Dharma Canal.	(55) Ghataprabha Left Bank Canal			
Source of Supply of Water.	...	Meshwa River.	Dharma River.	Ghataprabha River			
Minimum discharge per second. C. ft. per second.	No. 27 tube wells.	54	10	<i>Ntl.</i>	Kh 6 R. 2			
Maximum discharge of canal. C. ft. per second.	...	500	40	242 00	Kh 152 R 132			
Average annual rainfall .. Inches	24"	34.19"	28 36"	21.30"			
Gross area commanded ... Acres ...	4,294	8,975	10,595	13,562	2,50,000			
Culturable area commanded	4,294	8,545	8,285	12,870	2,00,000			
Area irrigable by complete project ..	4,294	18,000	13,000	12,870	1,20 000			
Area irrigable at present	4,294	15,800	5,000	12,870	750			
Sanctioned Estimate—								
Direct charges ... Rs.	} 15,00,000	} 28,76,873	} 68,190	} 95,550	} 5,40,84,281			
Indirect charges						540	2,753	4,38,683
Interest during construction
Total, Estimate ... Rs.	15,00,000	28,76,873	68,739	98,352	5,45,22,984			

I-A—concl'd.

	(59)	(52)	(58)	(48)	(55)	
	Vijapur Tube Wells.	Meshwa Canal Project.	Wadwana Irrigation Tank including Jojwa Main Canal.	Dharma Canal.	Ghataprabha Left Bank Canal.	
Source of Supply of Water.	Meshwa River.	Dharma River.	Ghataprabha River.	
Expenditure to end of 1952-53—						
Direct charges .. Rs.	68,717	46,05,034	44,843	95,510	2,24,32,728	
Indirect charges	Capital A/c does not show the expenditure incurred in B a r o d a State	38,365	362	2,323	1,86,847	
Interest during con- struction		5,80,090	18,24,446	
Total Expenditure ... Rs.	68,717	52,23,489	45,205	97,833	2,44,44,021	
Works as now sanctioned—						
Main Canals, Irrigation Miles.	} No. 30 Tube Well.	{ 10.2	11	19.00	44	
Branch Canals Irrigation ..			15.5	7	8.16	31
Distributaries			5.0	5	3.71	83 (up to 32 miles of the main canal).
Of above—						
Navigable Channels .. Miles.	
Works completed at end of 1952-53—						
Main Canals Irrigation Miles.	} No. 27 Tube Wells.	{ 10.2	...	19.00	8	
Branch Canals Irrigation ..			15.5	..	8.16	11.2
Distributaries			5.0	..	3.71	0.84
Of above—						
Navigable Channels .. Miles.	

STATEMENT

Statement showing Incidence of Working Expenses and Assessed Water

Name of Work.	Average Discharge of the year at Canal Head in Cubic feet per Second.	Water	
		Occupier's.	Owner's.
WORKS FOR WHICH CAPITAL AND REVENUE ACCOUNTS ARE KEPT.		Rs.	Rs.
PRODUCTIVE.			
1. Gadikeri Tank
2. Mavinkop Tank
3. Ekruk Tank	21.44	57,433
4. Shahada Channel	19.56	20,795
Total productive	78,228
UNPRODUCTIVE.			
5. Meshwa Canal	91	54,404
6. Chikhli Canal	6	5,111
7. Hathmati and Khari Cut Canals ..	221	1,69,171
8. Dambal Tank	2.64	2,184
9. Medleri Tank	1.42	1,988
10. Vijapur Tube Wells Scheme	1,32,054
11. Mhasva Tank	3.42	17	.. .
12. Madag Tank	23.84	4,289
13. Asundi Tank	1.59	82
14. Muchkundi Tank
15. Bhadalvadi Tank	2,152
16. Bhatodi Tank	13.0	2,327
17. Wadhwane Irrigation Tank including Jojwa Main Canal.	I } 10 II } 25 III } 40 IV } 30 V } 20	As per G. R., P. W. D. No. 1916/48, dated 7th	October 1950.
18. Krishna Canal	61.09	76,432
19. Upper Man River Works	0.30	6,583
20. Maini Tank	0.66	9,983

II-E. .

Revenue on Canals in the State of Bombay during the year 1952-53.

rate Assessed.			Gross assessed Revenue from all sources.	Working Expenses, Direct and Indirect.
Total Direct.	Indirect.	Total, Direct and Indirect.		
Rs.	Rs.	Rs.	Rs.	Rs.
....	2,344	2,344	2,344	244
....	2,013	2,013	2,478	5,341
57,433	57,433	3,71,242	47,188
20,795	6,082	26,877	27,124	17,242
78,228	10,439	88,667	4,03,188	70,015
54,404	54,404	15,192
5,111	5,111	5,142	3,686
1,69,171	1,69,171	1,52,657	93,005
2,184	920	3,104	3,529	2,079
1,988	1,988	2,342	1,093
1,32,054	...	1,32,054	1,56,190	76,925
17	17	487	1,866
4,289	4,289	4,960	4,546
82	710	792	1,881	861
....	(b)	1,470	1,493
2,152	2,152	2,315	10,051
2,327	2,327	3,387	5,410
...	44,132	45,205
76,432	76,432	76,885	44,268
6,583	6,583	7,608	19,120
9,983	9,983	11,927	41,115

STATEMENT

Name of Work	Area irrigated during the year	Working Expenses.		
		Per cent. on Gross Revenue	Per Acre irrigated	Per Cubic foot per Second of Discharge at Canal Head.
WORKS FOR WHICH CAPITAL AND REVENUE ACCOUNTS ARE KEPT.	Acres	Rs	Rs	Rs.
PRODUCTIVE.				
1. Gadikeri Tank	(a) 423	10 40	0·57
2. Mavinkop Tank	(a) 573	215·50	9·32
3. Ekruk Tank	7,391	13	6·2	2,171
4. Shahada Channel	3,178	63·56	5·42	881·49
Total, Productive	11,565	17 36	6·05
UNPRODUCTIVE				
5. Meshwa Canal	5,776
6. Chikhli Canal	533	71 68	6·92	614·33
7. Hathmati and Khar, Cut Canals ..	19,562	60 92	4·75	418 94
8. Dambal Tank	(a) $\left. \begin{array}{l} 441 \\ 144 \end{array} \right\}$	58·91	3·55	878·50
9. Medleri Tank	271	42 41	4·03	169·72
10. Vijapur Tube Wells Scheme	2,794	49 26	27·5
11. Mhasva Tank	6·00	385	311	546
12. Madag Tank	809	91·65	5·62	191·53
13. Asundi Tank	(c) 193	45·46	4·46	541·51
14. Muchkundi Tank	97·48
15. Bhadalvadi Tank	207	434·2	48 6	110·8
16. Bhatodi Tank	415	160	13 0	416
17. Wadhwane Irrigation Tank including Jojwa Main Canal	6,103	102	7·4	1,808
18. Krishna Canal	10,640	56·76	4·10	715
19. Upper Man River Works	876	251 31	21 82	637·33
20. Mami Tank	1,412	344·72	29·11	62,295

II-E—contd.

Occupier's Rate.		Total Water-rate, Direct and Indirect.		Remarks.
Per Acre irrigated.	Per Cubic foot per Second of Discharge at Canal Head.	Per Acre irrigated.	Per Cubic foot per Second of Discharge at Canal Head.	
Rs.	Rs.	Rs.	Rs.	
....	5.54	(a) Area wholly under consolidated assessment.
....	3.51	...	
7.77	26.79	7.77	26.79	
6.54	10.63	8.45	1,374.07	
6.76	7.66	
94.18	597.84	94.18	597.84	
9.59	851.82	9.59	851.82	
8.65	762.03	8.65	762.03	
3.73	827.27	5.31	1,175.75	
7.34	1,400.00	7.34	1,400.00	
47.26	47.26	
3	5	3	5	
5.30	179.91	5.30	179.91	
7.45	51.57	4.10	498.01	(c) Includes area under consolidated assessment.
....	(b) There was no irrigation during the year under report.
10.4	244.6	10.4	244.6	
5.6	179	5.6	179	
6.16	1,504	7.22	1,765.28	
7.18	1,251	7.18	1,251	
7.51	219	7.51	219	
7.07	151	7.07	151	

STATEMENT

Name of Work.	Average Discharge of the year at Canal Head in Cubic feet per Second.	Water	
		Occupier's	Owner's
WORKS FOR WHICH CAPITAL AND REVENUE ACCOUNTS ARE KEPT—contd.		Rs	Rs.
UNPRODUCTIVE			
21. Ashti Tank	1 81	10,700	.. .
22. Revari Canal	2 03	3,003
23. Shirsuphal Tank	11,864
24. Lower Panjhra River Works	1 49	16,343
25. Yerla River Irrigation Works	1 35	33,628
26. Parsul Tank	2 74	6,344
27. Mutha Canals including Matoba Tank.	145	2,42,796
28. Gokak Canal, 1st Section and Storage Works	99 11	1,05,128
29. Mhaswad Tank	38	92,836
30. Jamda Canals	117	90,096
31. Pathri Tank	5 3	10,145
32. Nira Left Bank Canal and Shetphal Tank.	435	14,99,790
33. Kadwa River Works.	{ Waghad Tank
	{ Palkhed Canal	29 75	43,138
	{ Ojhar-Tambat Canal	8 54	45,017
	{ Wadali Canal	11 80	28,272
34. Wangroli Tank	152 65	11,106	.. .
35. Tranza Nagrama Tanks	546	.. .
36. Savli Tank	96 13	10,964
37. Chankapur Tank—Girna Canal	90 42	3,22,060
38. Ghataprabha Left Bank Canal (0—8 miles).	7 56	3,610
39. { Lake Beale—Darna Dam
	{ Godavari Right Bank Canal	242	8,37,682
	{ Godavari Left Bank Canal	144	6,96,053
40. Futelao Tank	12 25	1,287
41. Dharma Canal	56 40	6,982
42. Nira Right Bank Canal	577	19,46,674	.. .
43. Pravara River Works.	Pravara Right Bank Canal	128	5,02,606
	Pravara Left Bank Canal	412	20,08,879
Total, Unproductive	90,54,126
GRAND TOTAL	91,32,354

II-E—contd.

rate Assessed.			Gross assessed Revenue from all sources.	Working Expenses, Direct and Indirect.
Total Direct.	Indirect.	Total, Direct and Indirect.		
Rs	Rs	Rs	Rs	Rs.
10,700	10,700	16,417	51,927
3,003	3,003	3,049	5,947
11,664	..	11,664	11,830	13,178
16,343	10,289	26,632	35,791	2,08,185
33,628	33,628	39,019	40,699
6,344	6,344	6,406	2,946
2,42,796	...	2,42,796	7,71,700	2,60,879
1,05,128	1,05,128	1,30,182	49,916
92,836	...	92,836	97,909	98,615
90,096	...	90,096	94,044	88,639
10,145	...	10,145	31,036	5,987
14,09,790	..	14,09,790	16,17,767	4,22,826
....		
43,138	..	43,138		
45,017	594	45,017	1,23,350	87,169
28,272	.	28,272		
		+ 594		
11,106	...	11,106	12,220	7,378
546	546	1,698	6,530
10,964	.	10,964	13,413	7,202
3,22,060	..	3,22,060	3,34,520	1,09,449
3,610	1	3,611	44,189	...
8,37,682	.	8,37,682	15,63,258	4,74,434
6,96,053	.	6,96,053		
1,287	.	1,287	141	11,018
6,982	22,026	29,008	29,008	11,904
19,46,674	.	19,46,674	20,18,557	6,69,727
5,02,606	.	5,02,606	5,15,293	
20,08,879	.	20,08,879	20,38,691	4,55,487
90,54,126	34,540	90,88,666	1,00,40,451	34,38,705
91,32,354	44,979	91,77,333	1,04,43,639	35,08,720

STATEMENT

Name of Work.	Area irrigated during the year.	Working Expenses.		
		Per cent. on Gross Revenue.	Per acre irrigated	Per Cubic foot per Second of Discharge at Canal Head.
WORKS FOR WHICH CAPITAL AND REVENUE ACCOUNTS ARE KEPT—contd	Acres.	Rs.	Rs.	Rs
UNPRODUCTIVE				
21 Ashti Tank	1,418	310	37	28,680
22. Revarti Canal	454	195 04	13 09	2,929
23 Shirsuphal Tank ...	1,333	111.4	9 8	149 8
24. Lower Panjhra River Works ..	2,976	581.67	69 95	139,722 14
25. Yerla River Irrigation Works . .	4,627	104 30	8.79	30,147
26. Patsul Tank	1,255	46	2 3	1,071
27 Mutha Canals including Matoba Tank.	14,167	34	18 4	1,800
28 Gokak Canal, 1st Section and Storage Works.	16,243	38 3	3.07	503 6
29. Mhaswad Tank	11,470	100.72	8 59	2,595
30. Jamda Canals	7,277	91	12	740
31. Pathri Tank	1,522	395 92	3.04	1,130
32. Nira Left Bank Canal and Shetphal Tank.	78,783	26 1	5.4	972
33 Kadra River Works. } Waghad Tank } Palkhed Canal } Ojhar-Tambat Canal } Wadah Canal	4,379	70.7	19.9	1,740
34 Wangroli Tank	2 097	60 33	3 51	48 33
35. Tranza Nagrama Tanks	161	384 6	40.5	..
36 Savli Tank	2,126	53 70	3 38	74.92
37. Chankapur Tank—Gurna Canal ..	18,370	32.7	6 0	1,210 7
38. Ghataprabha Left Bank Canal (0—8 miles)	795 166
39 { Lake Beale—Darna Dam } Godavari Right Bank Canal } Godavari Left Bank Canal	58,686	30 4	8 0	1,230
40 Futelao Tank	509	7,814	21 64	890.4
41. Dharma Canal	(a) 1,130 8,648	41.04	1.22	211 06
	9,778			
42. Nira Right Bank Canal	70,814	42.2	9.4	1,161
43. Pravara River Works. } Pravara Right Bank Canal } Pravara Left Bank Canal	89,153	17.8	5.1	843
Total, Unproductive	4,48,741	34 24	7 66	..
Grand Total	4,60,306	33 59	7 62	..

II-E—concl.

Occupier's Rate.		Total Water-rate, Direct and Indirect.		Remarks.
Per Acre irrigated.	Per Cubic foot per Second of Discharge at Canal Head.	Per Acre irrigated.	Per Cubic foot per Second of Discharge at Canal Head.	
Rs.	Rs.	Rs.	Rs.	
7.54	59.12	7.54	59.12	
6.61	1,479	6.61	1,479	
8.7	132.6	8.7	132.6	
5.49	109.68	8.49	24,020.30	
7.26	24,902	7.26	24,909	
5	2,307	5	2,307	
17.1	1,674.4	17.1	1,674.4	
6.47	1,060.7	6.47	1,060.7	
8	2,443	8	2,443	
12	770	12	770	
6.66	1914	6.66	1,914	
18.8	3,448	18.8	3,448	
26.6	2,324	26.9	2,335	
5.30	72.75	5.30	72.75	
3.39	3.39	
5.15	114.05	5.15	114.05	
17.5	3,562	17.5	3,562	
3.75	74.5	8.75	74.5	
26.1	3,948	26.1	3,948	
2.5	100.5	2.5	100.5	
6.18	123.79	2.97	514.33	
27.5	3,373	27.5	3,373	
28.2	4,651	28.2	4,651	
20.17	20.25	
19.83	19.93	

STATEMENT

Statement showing Financial Results of Irrigation Works in the Bombay

Revenue—Actual			
Irrigation.			
Name of work.	Water rates.	Share of Land Revenue.	Total.
1	2	3	4
XVII—IRRIGATION ETC.			
PRODUCTIVE.			
Gad. ker. Tank	2,110	2,110
Mavinkop tank	1,812	1,812
Ekrak Tank	86,649	. ..	86,649
Shahda Channel	19,271	5,474	24,745
Total Productive	1,05,920	93,96	1,15,316
UNPRODUCTIVE.			
Ch. khal Canal	1,957	1,957
Hatmati and K. cut Canal	1,06,599	1,06,599
Dambal Tank	363	828	1,191
Medleri Tank	3,184	. ..	3,184
Mhaswa Tank	4,001	. . .	4,001
Madag Tank	1,159	.. .	1,159
Asundi Tank	2,914	639	3,553
Muchkundi Tank
Bhadalwadi Tank	13,540	. . .	13,540
Bhatedi Tank	3,283	146	3,429
Kr. shna Canal	97,590	97,590
Upperman River Works	7,835	. . .	7,835
Mayani Tank	9,471	9,471
Ashti Tank	44,217	. . .	44,217
Rewar. Tank	4,702	4,702
Shirsuphal Tank	6,680	6,680

I-C FOR 1952-53.

State Realisation under main heads and working expenses during 1952-53. - - -

Receipts.					
Navigation.	Plantation.	Water Power.	Miscellaneous.	Deduct Refunds.	Total Revenue.
5	6	7	8	9	10
....	2,110
....	105	360	2,277
...	3,01,873	1,245	3,87,277
....	272	25,017
....	105	...	302,505	1,245	4,16,681
....	1,957
....	46,058	..	1,52,657
....	425	1,616
....	372	3,556
...	80	439	50	4,470
..	671	1,830
..	1,089	..	4,642
....	1,470	..	1,470
....	781	14,321
.. .	605	..	455	.. .	4,489
..	391	97,981
....	1,025	...	8,860
....	2,044	100	11,415
..	5,303	49,520
.	46	4,748
	207	6,887

STATEMENT

Working

Revenue Management.					
Name of Work.	Execu- tive.	Civil Officers.	Total Establish- ment Revenue Manage- ment.	Establish- ment.	Works.
	11	12	13	14	15
XVII—IRRIGATION ETC.					
PRODUCTIVE.					
Gadikeri Tank ...	19	...	19	19	...
Mavinkop Tank ..	416	.	416	416	198
Ekrak Tank ..	20,310	7,613	27,923	3,344	(—)41
Shahda Channel ...	7,503	386	7,889	1,581	1,487
Total Productive ...	28,248	7,909	36,247	5,360	1,644
UNPRODUCTIVE.					
Chikhali Canal ...	2,152	39	2,191	272	..
Hatmati and K. cut Canal ...	7,039	2,399	9,438	7,030	11,727
Dambal Tank ...	279	10	289	279	...
Medteri Tank ...	213	191	404	86	...
Mhaswa Tank ..	669	80	749	184	...
Madag Tank ...	1,291	26	1,317	519	...
Asundi Tank ...	227	65	292	92	...
Muchkundi Tank ...	193	..	193	193	...
Bhadalwadi Tank ...	5,559	271	5,830	758	...
Bhatodi Tank ..	3,472	66	3,538	358	...
Krishna Canal ...	25,500	1,962	27,462	3,078	—15,913
Upperman River Works ...	11,432	167	11,599	1,375	...
Mayani Tank ...	24,669	206	24,875	2,985	111
Ashti Tank ...	21,987	802	22,789	4,897	4,050
Bewari Tank ...	3,526	100	3,626	427	..
Shrusuphal Tank ...	7,490	...	7,490	1,022	..

I-C—contd.

Expenses						
Maintenance and Repairs.						
Repairs.	Tools and Plant.	Plantation	Total M and R.	Indirect charge.	Grand Total Working Expense	Net Revenue.
16	17	18	19	20	21	22
201	3	242	2	244	1,866
4,202	66	.. .	5,298	44	5,342	-3,065
15,574	233	47,033	155	47,188	3,40,089
6,095	114	17,166	76	17,242	7,775
26,072	416	69,739	277	70,016	3,46,665
1,193	18	3,674	12	3,686	-1,729
62,937	1,117	92,258	747	93,005	59,652
1,474	22	...	20,64	15	2,079	-463
592	6	1,088	6	1,094	2,462
910	14	1,857	9	1,866	2,604
2,643	40	4,519	27	4,546	-2,716
465	7	856	5	861	3,781
1,022	15	1,423	10	1,433	37
3,378	51	.. .	10,017	34	10,051	4,270
1,477	22	...	5,395	15	5,410	(-)921
29,304	203	..	44,134	134	44,268	53,713
5,997	89	..	19,060	60	19,120	-10,260
12,821	194	..	40,986	129	41,115	-29,700
19,600	354	.	51,690	237	51,927	-2,407
1,848	28	...	5,929	18	5,947	-1,199
4,552	68	...	13,132	46	13,178	-6,291

STATEMENT

Revenue—Actual			
Irrigation			
Name of Work.	Water rates.	Share of Land Revenue.	Total.
1	2	3	4
XVII—IRRIGATION ETC.			
PRODUCTIVE			
Lower Panzara River Works. ...	22,204	8,189	30,393
Yerla River Works	37,843	37,843
Parsul Tank	5,972	..	5,972
Mahu Canal	5,21,397	66	5,21,463
Gokak Canal	1,39,889	1,39,889
Mhaswad Tank	62,432	62,432
Jamda Tank	74,025	74,025
Pathri Tank	29,411	29,411
Nira Left Bank Canal	14,93,306	14,93,306
Kadwa River Works	1,27,369	594	1,27,963
Wangroli Tank	5,180		5,180
Tranza Nagrama Tank
Savli Tank	20	20
Chankapur Tank	3,08,071	3,08,071
Godavari Canal	16,49,526	..	16,49,526
Futelaoli Tank	116	..	116
Dharma Canal	5,011	—1,017	3,994
Nira Right Bank Canal	19,56,993	19,56,993
Pravara River Works	17,12,888	76	17,12,964
Vadwana Tank	49,243		49,243
Vijapur Tube Wells	1,55,990	...	1,55,990
Jojwa Canal
Total Unproductive	86,64,381	9,521	86,73,902
Grand Total	87,70,301	18,917	87,89,218

I-C—contd.

Receipts.

Navigation.	Plantation.	Water Power.	Miscellaneous.	Deduct Refunds.	Total Revenue.
5	6	7	8	9	10
....	2 793	..	33,186
....	5,398	7	43,234
...	62	.	6,034
100	2,81,055	176	8,02,451
...	49,463	4	1,89,348
....	4,222	.. .	66,654
....	3,626	1,222	...	78,873
...	2,628	32,039
1,039	192	28,821	6 179	15,17,179
....	46	5,161	...	1,33,170
.	1,123	6,303
.	1,152	.	1,152
...	2,449	.	2,469
. . .	177	9,748	44	3,17,952
.	334	.	76,825	19,919	17,06,766
.	25	141
....	3,994
248	532	.	86,228	6,006	20,37,995
. . .	8,563	175	21,792	713	17,42,781
.	7,653	56,896
....	200	1,56,190
....
1,306	14,155	175	6,48,796	33,198	53 65,226
1,306	14,260	175	9,51,301	34,443	97,21,607

STATEMENT

Working					
Revenue Management.					
Name of Work.	Executive	Civil Officers.	Total Establishment Revenue Management.	Establishment.	Works
1	11	12	13	14	15
XVII—IRRIGATION ETC					
PRODUCTIVE.					
Lower Panzara River Works	38,175	454	38,629	26,641	69,525
Yerla River Works	24,377	274	24,651	2,950	...
Patsul Tank	1,737	119	1,856	202	...
Mahā Canal	1,51,118	7,382	1,58,500	17,779	11,945
Gokak Canal	33,852	4,184	38,036	4,279	3472
Mhaswad Tank	41,878	1,238	43,116	9,327	1,001
Jamda Tank	31,860	1,497	33,357	8,782	...
Pathri Tank	2,309	619	2,928	514	...
Nira Left Bank Canal	2,44,638	31,077	2,75,715	27,452	8,520
Kadwa River Works	51,988	2,504	54,492	6,055	...
Wangroh Tank	566	104	670	565	...
Tranza Nagrama Tank	506	.	506	507	...
Savli Tank	558	.	558	550	—1
Chankapur Tank	63,483	6,110	69,593	7,392	1,161
Godavari Canal	2,70,393	33,066	3,03,459	31,505	23,010
Futelao Tank	841	202	1,043	842	...
Dharma Canal	3,624	89	3,723	1,319	53
Nira Right Bank Canal	3,70,000	39,701	4,09,701	47,188	9274
Pravara River Works	2,73,625	34,048	3,07,673	27,322	1,820
Vadwana Tank	1,308	1,009	2,317	1,231	547
Vijapur Tube Wells	5,988	.	5,988	5,988	..
Jojwa Canal	2,338	.	2,338	2,197	..
Total Unproductive	17,30,870	1,70,061	19,00,931	2,59,532	1,33,302
Grand Total	17,59,118	1,78,070	19,37,178	2,59,532	1,34,940

I-C—concl.

expenses.

Maintenance and repairs.

Repairs.	Tools and Plant.	Planta-tion.	Total M. and R.	Indirect Charge.	Grand Total Working Expense.	Net Revenue.
16	17	18	19	20	21	22
69,905	2,091	2,06,791	1,394	2,08,185	-1,74,999
12,778	192	40,571	128	40,699	2,535
866	13	2,937	9	2,946	3,088
70,592	1,238	...	2,60,054	825	2,60,879	5,41,572
16,038	293	62,118	195	62,313,	1,27,035
44,045	676	98,165	450	98,615	-31,961
43,415	651	86,205	434	86,639	-7,766
2,483	37	5,962	25	5,987	26,052
1,08,222	1,750	4,21,659	1,167	4,22,826	10,94,353
25,970	390	86,909	260	87,169	46,001
5,993	90	..	7,318	60	7,378	-1,075
5,400	80	6,502	54	6,556	-5,404
5,938	89	7,143	59	7,202	-4,733
30,531	475	1,09,152	317	1,09,469	2,08,483
1,10,038	2,041	.	4,73,073	1,361	4,74,434	12,32,332
8,910	134	..	10,929	89	11,018	-10,877
6,625	119	..	11,839	66	11,905	-7,911
1,97,928	3,113	437	6,67,651	2,076	6,69,727	13,68,268
1,14,982	1,680	834	4,54,311	1,176	4,55,487	12,87,294
12,451	195	.	16,741	130	16,871	40,025
63,364	951	76,291	634	76,925	79,265
23,219	348	..	28,102	232	28,334	-28,334
11,29,935	18,894	1,271	34,38,505	12,645	34,51,150	58,54,076
11,56,007	19,310	1,271	35,08,244	12,922	35,21,166	62,00,741

STATEMENT

Statement of Reservoir Projects in the State of

	(1)	(2)	(3)	(58)
	Gadikeri Tank	Mavinkop Tank.	Ekruk Tank	Wadhvana Irrigation Tank, (including Jojwa Main Canal)
Source of Supply	Nala.	Nala.	Adhela River	
If supplied by rainfall. { Area of catchment Sq miles	4.68	6.25	159	779
{ Average annual rainfall Inches	Rain Gauge not maintained.	50.81	25.85	34.19
Contents of tanks between levels of surface of full supply and sill of canal head sluice. } Millions of cubic feet.	27.50	43.75	2,616
Area of surface at full supply. } Acres and decimals.	129	170.50	4,551	1,494
Gross area commanded. Acres.	687	872	17,552	8,965
Culturable area commanded	687	755	16,941	7,035
Area irrigable by complete project.	450	755	16,941	13,000
Area irrigable at present	423	617	16,941	5,000
Wells supplied by tanks	No. Not known.
Sanctioned Estimate—				
Direct Charges .. Rs	16,990	30,379	12,28,243	68,199
Indirect Charges ..	541	4,005	1,06,687	540
Interest during construction.	Nil	8,00,650
Total Estimate ... Rs.	17,531	34,384	21,35,580	68,739

II-A

Bombay for the year 1952-53.

(10)	(11)	(55)	(12)	(13)	(15)	(14)
Dambal Tank.	Medleri Tank.	Ghataprabha Left Bank Canal	Mhasva Tank.	Madag Tank.	Muchkundi Tank.	Asundi Tank.
Nala.	Nala.	Ghataprabha River.	Local Streams.	Kumudwath River.	Nala.	Nala.
43	11	1,080	1,340	540	26	23
19.34	23.13	119	10.47	27.95	24.76	18.46
96.70	57.60	988	172.40	54.63	624	57.40
Present capacity						
442	169.00	3,489	421	362.00	1059	440.00
3,000	1,916	2,50,000	1,500	2,851	5,570	2,800
2,500	830	2,00,000	1,500	1,345	5,417	1,011
2,500	1,052	1,20,000	1,150	2,186	3,417	1,011
1,000	600	750	600	1,345	350	1,011
.....	Nil
61,162	78,237	5,40,84,281	1,29,813	2,32,263	1,48,200	67,731
3,744	3,468	4,38,633	10,202	17,144	20,220	12,754
...	Nil.
64,906	81,705	5,45,22,964	1,40,015	2,49,407	1,68,420	80,435

STATEMENT

	(16)	(17)	(19)	(20)	(21)
	Bhadal- vadr Tank	Bhatod Tank	Upper Man River works (Pugh Tank).	Maini Tank.	Asht Tank.
Source of Supply.	Tribu- tary of the Bhuma River.	Mehokari River.	Man River	Wanga Nala.	Asht Nala.
If supplied by rainfall. } Area of catchment- Sq miles	23	44	20	52	92
} Average annual } rainfall. Inches.	17.92	11.20	18.33	22.74	22.50
Contents of tanks } between levels } of surface of full } supply and sill } or canal head } sluice. } Millions of } cubic feet.	213	40	103	80	1,419
Area of surface } at full supply. } Acres and } decimals.	335	315	349	463	2,836
Gross area commanded. Acres.	3000	15,126	8,443	4,876	17,882
Culturable area commanded ..	2,400	13,627	7,623	4,625	16,825
Area irrigable by complete project. ..	2,000	12,124	7,623	4,625	11,780
Area irrigable at present	2,000	12,124	2,080	4,625	11,780
Wells supplied by tanks. No.	.	.	33	14	...
Sanctioned Estimate—					
Direct Charges .. Rs.	2,14,382		4,16,341	4,70,538	7,54,250
Indirect Charges	14,342	3,79,707	28,190	25,730	80,677
Interest during construc- tion.
Total Estimate ... Rs.	2,28,724	3,79,707	4,44,531	4,96,268	8,34,927

II-A—contd.

(23)	(24)	(25)	(26)	(27)	(27A)	(28)
Shirsuphal Tank.	Lower Panjhra River Works and Mukti Tank.	Yerla River Irrigation Works (Nehr Tank).	Parsul Tank.	Mutha Reservoir Lake Five Mutha Canals.	Matoba Tank.	Gokak Canal, 1st Section and Storage Works.
Tributary of the Bhuna River.	Local Streams.	Yerla River.	Parsul River and Tirolnalla.	Mutha River Ghat Catchment.	Nala and Mutha Right Bank Canal.	Ghataprabha River Ghat Catchment.
23	34 22	59	20.33	196.0	10	1,030
15.30	20.23	24.90	7.43	33.25	16.33	119
351	32,003	411	119 0	3,091	184	938
834	509	676	151.0	3,466.48	413 22	3,489
4,500	13,117	11,234	3,337	94,087	10,700	18,668
2,500	12,627	10,680	3,197	50,000	7,133	17,627
1,800	12,627	10,680	1,783	16,800	3,250	17,627
1,800	12,627	5,480	1,783	16,800	3,250	17,627
.....	.. .	28	43
2,09,460	4,44,486	7,35,072				13,86,490
12,822	22,774	45,836	2,11,995	70,44,020		81,599
	2,37,421					1,44,865
2,22,282	7,04,681	7,81,508	2,11,995	70,44,020		16,12,954

STATEMENT

	(29) Mhaswad Tank.	(38) Pathri Tank.	(40) Shetphal Tank.	(41) Kadva River Works (Waghad Tank).	(4) Wan- grol Tank.	
Source of Supply.	Man River.	Yera River.	Nira Left Bank Canal.	Kolvan River Ghat Catch- ment.	Kharva Nala.	
If supplied by rainfall.	Area of catchment Sq. miles.	480	27.50	2.33	29	13.13
	Average annual rainfall Inches.	18.50	26.86	8.69	65.59	33.00
Contents of tanks between levels of surface of full supply and sill of canal head sluice.	Millions of cubic feet.	2,601	407	592	606	212
	Area of surface at full supply. } Acres and decimals.	4,014	681	898	778	596.87
Gross area commanded	Acres.	1,29,045	5,000	23,527	<i>Vide</i> Sta- te- ment I- A.	5,000
Culturable area commanded	"	1,06,214	4,586	17,483	Do.	5,000
Area irrigable by complete project.	"	24,800	2,500	4,200	Do.	3,000
Area irrigable at present.	"	24,800	2,500	4,200	Do.	3,400
Wells supplied by tanks.	No.	12	Do.	..
Sanctioned Estimate— Direct Charges .. Rs.	Man river. 20,24,327	6,43,141	Included in the Nira Left Bank Canal, <i>vide</i> state- ment I-A.	Do.	2,03,375	
Indirect Charges .. "	1,03,947	29,715			47,041	
Interest during construc- tion. .. "	6,56,222	
Total Estimate .. Rs.	27,84,496	6,72,856			2,50,416	

II-A—contd.

(43)		(44)	(45)	(46)	(47)	(48)	(50)
Tranza Tank.	Nagrama Tank.	Savh Tank.	Chan-kapur Tank, Gurna Canal.	Darna Reservoir, Godavari Canals.	Futelao Tank.	Lake Whiting Lloyd Dam, Nira Canals.	Lake Arthur Hill, Wilson Dam, Pravara Canals.
Matar Drainage Channel.		Gadia Nala.	Gurna River.	Darna River.	Futelao Nala.	Yelvandi River Ghat Catchment.	Pravara River, Ghat Catchment.
<i>Nil.</i>	1 50	11	100	156	11.5	128	47
25 95	25.95	30.03	21.82	78.85	29.00	145	159.73
79.97	97.14	(a)172.29 (b)210.00	1,548	7,763	56.5	24,198 9,368	11,189 F. S. L. 265.70 4,656
196	298.0	557.00	1,043	8,584	..	2,01,011 4,96,377	Nira Left Bank Canal Nira Right Bank Canal.
1,000	500	4,700	<i>Vide</i> Statement I-A.	<i>Vide</i> Statement I-A.	1,500	1,49,821 1,47,726	Nira Left Bank Canal Nira Right Bank Canal.
888	402	4,700	Do.	..	1,200	1,13,286 1,32,000	Nira Left Bank Canal, Nira Right Bank Canal.
500	300	3,000	Do.	..	800	1,13,280 1,32,000	Nira Left Bank Canal Nira Right Bank Canal.
500	300	3,000	Do.	..	509.18	<i>Vide</i> Statement I-A.	<i>Vide</i> Statement I-A.
..	<i>Nil.</i>	Do.	Do.
2,61,048	2,03,375	2,25,703	1,16,461	Do.	Do.
51,686	..	23,519	Do.	Do.
..	Do.	Do.
3,12,734	.	2,49,222	..	.	1,16,461	Do.	Do.

STATEMENT

	(1) Gadikeri Tank.	(2) Mavinkop Tank.	(3) Ekruk Tank.	(58) Wadhvana Irrigation Tank, (including Jojwa Main Canal)
Source of Supply.	Nala.	Nala.	Adhela River.	
Expenditure to end of 1952-1953—				
Direct Charges ... Rs.	16,363	30,185	12,28,117	44,843
Indirect Charges ... „	555	3,319	1,12,269	362
Interest during construction. „	1,02,783
Total Expenditure ... Rs.	16,918	33,504	23,68,279	45,205
Works as now sanctioned—				
Dam (earthen or masonry) ...	Earthen.	Earthen.	Earthen.
Total height ... Feet.	20	30.53	76
Canals ... Miles.	48	11
Distributaries ... „	1.50	2.75	1.68	5
Works completed at end of 1952-1953.				
Dam (height completed). com- Feet.	20	30.53	76
Canals ... Miles.	48
Distributaries ... „	1.50	2.79	1.68

II-A—contd.

(10)	(11)	(55)	(12)	(13)	(15)	(14)
Dambal Tank.	Medleri Tank.	Ghataprabha Left Bank Canal.	Mhasva Tank.	Madag Tank.	Muchkundi Tank.	Asundi Tank.
Nala.	Nala.	Ghataprabha River.	Local Streams.	Kumud-wati River.	Nala.	Nala.
60,236	78,237	2,24,32,728	1,28,781	1,61,248	1,40,217	60,741
3,744	3,468	1,86,847	10,175	6,350	18,490	14,254
.....	18,24,446	Nil.
63,980	81,705	2,44,44,021	1,38,956	1,67,598	1,58,707	74,995
Earthen.	Earthen.	Masonry.	Earthen.	Earthen.	Masonry.	Earthen.
42.25	41.10	44	100.00	60	35.49
.....	75	7	9.00	5.50	...
3.27	5.64	83	2.25	4.86
.....	Earthen.
42.25	41.10	44	100.00	60	35.49
..	8	7	9.00	5.50	...
3.27	5.64	0.84	2.75	4.86

STATEMENT

	(16) Bhadal- vadi Tank.	(17) Bhatodi Tank.	(19) Upper Main River works (Pingli Tank).	(20) Main Tank.	(21) Ashti Tank.
Source of Supply.	Tribu- tary of the Bhima River.	Mehekari River.	Main River.	Wanga Nala.	Ashti Nala.
Expenditure to end of 1952-1953—					
Direct Charges ... Rs.	2,13,115	3,52,214	4,15,835	4,70,538	7,62,493
Indirect Charges .. „	14,307	27,022	23,451	25,730	79,215
Interest during construc- tion. „	<i>Nil.</i>	10,53,393
Total Expenditure ... Rs.	2,27,422	14,32,629	4,39,286	4,96,268	8,41,708
Works as now sanctioned—					
Dam (earthen or masonry ..	Earthen.	Masonry.	Earthen.	Earthen.	Earthen.
Total height ... Feet.	65 09	50	53.5	61 33	57 75
Canal ... Miles.	...	4 50	17.5	9.25	27.50
Distributaries . „	9.75	5.50	3 15
Works completed at end of 1952-1953					
Dam (height completed) ... Feet.	65 09	50	53 5	61.33	57.75
Canals ... Miles.	...	4 50	17 5	9 25	27 50
Distributaries .. „	9.75	5.50	3.15

II-A—contd.

(23)	(24)	(25)	(26)	(27)	(27A)	(28)
Shirsu- phal Tank.	Lower Panjhra River Works and Mukti Tank.	Yerla River Irri- gation Works (Nehr Tank).	Parsul Tank.	Mutha Reservoir Lake Rife Mutha Canals.	Matoba Tank.	Gokak Canal, 1st Sec- tion and Storage Works.
Tribu- tary of the Bhima River	Local Streams.	Yerla River.	Parsul River & Tiroh- nalla	Mutha River Ghat Catch- ment.	Nala and Mutha Right Bank Canal.	Ghata- prabha River Ghat Catch- ment.
2,12,199	4,45,382	7,35,872	4,73,673	67,20,610		14,78,233
12,309	23,289	45,836	9,196	2,98,558		84,282
.....	4,18,839	5,57,636	1,87,79,936		19,72,330
2,24,568	8,87,460	7,81,508	10,40,505	2,57,99,104		35,34,845
Earthen.	Earthen.	Earthen	Earthen.	Masonry.	Earthen.	Masonry.
54 32	65	74-00	62	97-84	48-41	27
.....	33-33	4-75	88	16-13
12 50	45		67	17	35-43
Earthen	65	Earthen				
54-32	74-00	62	97-84	48-41	27
.....	88	16-13
12 50	45	33-33	4-75	67	17	35-43

STATEMENT

	(29)	(38)	(40)	(41)	(42)
	Mhaswad Tank.	Pathri Tank.	Shetphal Tank.	Kadva River Works (Waghad Tank).	Wan-groh Tank.
Source of Supply.	Man River.	Yerai River.	N.ra Left Bank Canal.	Kolvan River Ghat Catchment.	Kharwa Nala.
Expenditure to end of 1952-1953—					
Direct Charges .. Rs.	20,05,553	6,27,825	Included in N.L.B.C. vide State-ment I-A.	Vide State-ment I-A.	2,42,512
Indirect Charges	90,463	15,021	Do.	Do.	50,783
Interest during construction	14,45,492	...	Do.	Do.	...
Total Expenditure .. Rs.	35,41,508	6,42,846	Do.	Do.	2,93,295
Works as now sanctioned—					
Dam (earthen or masonry) ..	Earthen.	Earthen.	Earthen.	Earthen.	
Total height .. Feet.	79·79	63·75	66	95	27·18
Canals .. Miles.	24·94	4·66	13·125	Vide State-ment I-A.	13·79
Distributaries	8·18	3·33	..	Do.	..
Works completed at end of 1952-1953					
Dam (height completed) .. Feet.	79·79	63·75	66	95	27·18
Canals .. Miles.	24·94	4·66	13·25	Vide State-ment I-A.	17·26
Distributaries	8·18	3·33	..	Do.	..

II-A.—*concd.*

(43)		(44)	(45)	(46)	(47)	(48)	(50)
Tranza Tank.	Nagrama Tank.	Savli Tank.	Chan-kapur Tank, Girna Canal.	Darna Reservoir, Godavari Canals.	Futelao Tank.	Lake Whiting Lloyd Dam, Nira Canals.	Lake Arthur Hill, Wilson Dam, Pravara Canals.
Matar Drainage Channel.		Gadla Nala.	Girna River.	Darna River.	Futelao Nala.	Yelvandi River, Ghat Catchment.	Pravara River, Ghat Catchment.
2,38,032	..	2,34,179	<i>Vide</i> Statement I-A	<i>Vide</i> Statement I-A	..	<i>Vide</i> Statement I-A	<i>Vide</i> Statement I-A
42,603	..	21,031	Do.	Do.	..	Do.	Do.
..	Do.	Do.	..	Do.	Do.
2,80,635	..	2,55,210	Do.	Do.	1,16,461	Do.	Do.
15·84	17·12	37·5	Masonry.	Masonry.	Earthen.	Masonry.	Masonry.
			140	92	34·5	183·75	270
5·35	2·5	8·35	<i>Vide</i> Statement I-A	<i>Vide</i> Statement I-A	4·1	<i>Vide</i> Statement I-A.	<i>Vide</i> Statement I-A.
..	..	1·32	Do.	Do.	..	Do.	Do.
..	..		Do.	Do.	..	Do.	Do.
15·84	17·12	37·5	140	92	34·5	183·75	270
5·35	2·25	8·35	<i>Vide</i> Statement I-A	<i>Vide</i> Statement I-A	4·1	<i>Vide</i> Statement I-A.	<i>Vide</i> Statement I-A.
		1·32	Do	Do		Do.	Do

STATEMENT

Showing Capital Accounts of Irrigation Works in the

During the year 1952-53.

Direct Charges.				
Name of Work.	Works.	Establishment.	Tools and Plant.	Deduct— Recoveries on Capital Account.
1	2	3	4	5
XVI—IRRIGATION, ETC. PRODUCTIVE				
(1) Gadikeri Tank
(2) Mavinkop Tank
(3) Ekruk Tank
(4) Shahada Channel
(5) Sabarmati Project	15,099	71,156	—468	1,55,369
(6) Narbada Project	9,71,366
(7) Kakrapar Weir and Canal	72,92,260	12,59,154	1,25,256	97,459
Total, Productive ...	82,78,725	13,30,310	1,24,788	2,52,828
UNPRODUCTIVE.				
(8) Chikhali Canal
(9) Hatmati & K. Cut Canal
(10) Dambal Tank
(11) Medleri Tank
(12) Alhaswa Tank
(13) Madag Tank
(14) Asundi Tank
(15) Muchkundi Tank
(16) Bhadalwadi Tank
(17) Bhat, di Tank

I-B FOR 1952-53.

Bombay State for and to the end of the year 1952-53.

Indirect Charges.				Direct Charges.	
Suspense.	Total.	Audit and Accounts.	Total.	Works.	Establishment.
6	7	8	9	10	11
....	13,105	3,118
.....	23,738	6,232
.....	10,07,089	2,12,509
.....	60,690	38,518
34,225	-35,357	151	-35,206	1,66,577	1,27,952
.....	9,71,366	9,714	9,81,080	16,88,121	55,278(A)
21,87,545	1,07,66,756	72,922	1,08,39,678	2,24,68,588	1,35,362
				16,324(B)	29,57,327
					-58,846(B)
22,21,770	1,17,02,765	82,787	1,17,85,552	2,54,27,908	34,99,018
				16,324	-3,568
				2,54,44,232	34,95,450
.....	39,984	13,611
..	10,07,178	2,24,687
..	49,262	10,769
.....	61,881	15,324
.....	1,01,259	26,399
..	1,26,596	31,841
..	48,805	10,881
.....	1,11,830	26,360
.....	4,56,744	1,10,344
.....	2,73,838	70,183

STATEMENT

Name of Work.	Direct Charges.			
	Tools and Plant.	Suspense	Deduct— receipts on Capital Account.	Total.
1	2	3	4	5
XVII—IRRIGATION ETC. PRODUCTIVE.				
(1) Gadkeri Tank	140	16,363
(2) Mavinkop Tank	303	138	30,185
(3) Ekruk Tank	9,713	1,194	12,28,117
(4) Shahada Channel	1,531	1,00,739
(5) Sabarmati Project	14,891	25,160	1,57,547	1,77,033 55,278(A)
(6) Narbada Project	18,41,483
(7) Kakrapar Weir and Canal	4,79,771	30,29,665	1,53,106	2,87,82,245 —42,522(B)
Total, Productive	5,06,399	30,54,825	3,11,985	3,21,76,165
				(+)12,756*
				3,21,88,921
UNPRODUCTIVE.				
(8) Chikhali Canal	208	53,803
(9) Hatmati and K. Cut Canal	13,252	..	1,469	12,43,648
(10) Dambal Tank	878	..	62	60,847
(11) Medleri Tank	1,155	..	6	78,354
(12) Mhaswa Tank	1,129	..	6	1,28,781
(13) Madag Tank	2,825	..	14	1,61,248
(14) Asundi Tank	1,055	60,741
(15) Muchkundi Tank	2,294	..	267	1,40,217
(16) Bhadalwadi Tank	7,117	5,74,205
(17) Bhatodi Tank	9,354	..	1,161	3,52,214

I-B—contd.

To end of the year 1952-53.

Indirect Charges.					
Capital	Leave and Pensionary Charges.	Audit and Accounts.	Total	Grand Total.	Remarks.
16	17	18	19	20	21
13	542	...	555	16,918	
2,101	1,218	...	3,319	33,504	
69,948	42,321	..	1,12,269	13,40,386	
1,232	5,204	312	6,808	1,07,547	
...	...	1,665	1,665	1,78,698	
...	...	16,882	16,882	55,278(A)	Mis classification in the previous year set right.
...	...	2,24,835	2,24,835	18,58,365	
...	...			2,90,07,080	
				—42,552(B)	Do.
73,204	49,345	2,43,694	3,66,333	3,25,42,498*	(B) Do.
				*12,756	
				3,25,55,254	Lo.
917	2,722	...	3,639	57,442	
36,598	38,462	21	75,081	13,18,729	
1,034	2,099	...	3,133	63,980	
243	2,795	...	3,038	81,392	
5,026	5,149	...	10,175	1,38,956	
...	6,350	.	6,350	1,87,598	
12,536	1,718	..	14,254	74,995	
14,386	4,104		14,890	1,58,707	
4,067	10,240	2,998	17,305	5,91,510	
13,623	13,999	..	27,622	3,79,236	

STATEMENT

During the year 1952-53.

Name of Work.	Direct Charges.			
	Works.	Establishment.	Tools and Plant.	Deduct—Recoveries on Capital Account.
1	2	3	4	5
<i>UNPRODUCTIVE—contd.</i>				
(18) Krishna Canal
(19) Upperman River Works
(20) Mayani Tank
(21) Asthi Tank
(22) Rewari Canal
(23) Shirsuphal Tank
(24) Lower Panzra River Works
(25) Yerla River Irrigation Works
(26) Parsul Tank
(27) Mutha Canal including Matoba Tank.
(28) Gokak Canal 1st Section Storage works.
(29) Mhaswad Tank
(30) Jamda Canal
(31) Pathri Tank
(32) Nira Left Bank Canal and Shetpal Tank.	1,76,177	55,675	2,643
(33) Kadwa River Works
(34) Wangroli Tank
(35) Tranza Nagrama Tank
(36) Savli Tank
(37) Chankapur Tank
(38) Godavari Canals	49,17,748	9,41,864	73,537	26,289

I-B—contd.

Indirect Charges.				Direct Charges.	
Suspense.	Total.	Audit and Accounts.	Total.	Works.	Establishment.
6	7	8	9	10	11
.....	7,39,340	1,56,123
.....	3,14,286	95,008
.....	5,01,079	1,47,028
.....	6,13,578	1,46,014
.....	47,057	9,693
.....	1,71,148	38,190
.....	3,67,303	74,888
.....	6,02,586	1,26,889
.....	3,83,312	84,296
.....	53,75,596	12,34,766
.....	12,43,598	2,28,140
.....	15,98,308	3,45,781
.....	7,94,306	1,93,426
.....	5,21,783	1,00,435
.....	2,31,495	1,762	2,36,257	1,08,76,594	37,03,337
.....	7,61,718	1,89,176
.....	2,13,031	28,361
.....	2,22,942	14,168
.....	3,02,183	30,269
.....	16,06,075	3,45,315
.....	59,06,860	49,177	59,56,037	2,87,00,452	53,71,690 —12,756*

STATEMENT

To end of year 1952-53.

Name of Work.	Direct Charges.			
	Tools and Plant.	Suspense.	Deduct—Receipts on Capital Account.	Total.
1	12	13	14	15
<i>UNPRODUCTIVE—con'd</i>				
(18) Krishna Canal	2,738	..	38	8,98,163
(19) Upperman River Works	6,782	..	241	4,15,835
20) Mayani Tank	6,062	..	540	6,53,629
(21) Asthi Tank	8,293	..	5,392	7,62,493
(22) Rewari Canal	21	56,771
(23) Shirsuphal Tank	2,861	2,12,199
(24) Lower Panzra River Works	3,228	..	37	4,45,382
(25) Yerla River Irrigation Works	8,562	..	2,365	7,35,672
(26) Parsul Tank	6,136	..	71	4,73,673
(27) Mutha Canal including Matoba Tank.	1,24,217	—1,136	12,833	67,20,610
(28) Gokak Canal Ist Section Storage works.	24,092	..	740	14,95,090
(29) Mhaswad Tank	62,937	..	1,473	20,05,553
(30) Jamda Canal	13,435	..	21	10,01,146
(31) Pathri Tank	7,403	..	1,796	6,27,825
(32) Nira Left Bank Canal and Shetpal Tank.	3,29,017	..	60,523	1,48,48,425
(33) Kadwa River Works	22,605	..	140	9,73,359
(34) Wangroli Tank	1,863	..	743	2,42,512
(35) Tranza Nagrama Tank	924	..	2	2,38,032
(36) Savli Tank	1,974	..	247	2,34,179
(37) Chankapur Tank	61,526	..	2,132	20,10,784
(38) Godavari Canals	5,32,149	..	42,471	3,45,70,820 —12,756*

I-B—contd.

Indirect Charges				Grand Total.	Remarks.
Capital.	Leave and Pensionary Charges	Audit and Accounts.	Total.		
16	17	18	19	20	21
21,822	29,779	43	51,644	9,49,807	
5,880	17,571	...	23,451	4,39,236	
3,875	21,850	1,580	27,305	6,80,934	
52,311	26,860	44	79,215	3,41,708	
1,259	1,781	...	3,040	59,811	
5,137	7,232	..	12,369	2,24,568	
8,694	14,545	...	23,239	4,68,621	
22,684	23,023	129	45,836	7,81,508	
972	6,016	2,208	9,196	4,82,869	
93,528	2,02,243	2,787	2,98,558	70,19,168	
53,279	29,709	1,435	84,423	15,79,513	
36,924	53,539	..	90,463	20,96,016	
12,015	38,118	81	50,214	10,51,360	
960	14,061	...	15,021	6,42,846	
1,87,189	2,80,861	34,982	5,03,032	1,53,51,457	
31,133	31,370	14	62,517	10,35,876	
46,793	3,972	18	50,783	2,93,295	
40,620	1,983	...	42,603	2,80,635	
16,793	4,238	..	21,031	2,55,210	
20,033	48,103	621	68,757	20,79,541	
3,11,326	1,89,306	2,05,817	7,06,449	3,52,77,269 —12,756*	*Erroneously debited to Godavari Canal in 1951-52 now transferred to Kakrapar Weir and Canal

During the year 1952-53.

Name of Work.	Direct Charges.			
	Works.	Establishment.	Tools and Plant.	Deduct—Recoveries on Capital Account.
1	2	3	4	5
<i>UNPRODUCTIVE—concl'd.</i>				
✓(39) Futclao Tank
✓(40) Dharma Canal	9,993	1,889	150
✓(41) Nira Right Bank Canal	1,19,225	22,533	1,788
✓(42) Pravara River Works	1,16,800	36,910	1,752
(43) Gokak Canal 2nd Section
✓(44) Mehswa Canal	-9,090	(-)1,718	(-)136	408
(45) Wardala Tank
(46) Mahi Canal	11,72,819	2,07,109	16,437	53
✓(47) Ghataprabha Left Bank Canal	53,21,868	3,19,398	20,454
(48) Ranand Tank	5,50,424	1,04,030	8,257
(49) Budhial Tank
(50) Kolchi Weir	5,23,709	98,982	7,855
✓(51) Vijapur Tube Wells Scheme	26,345	4,979	395	8,615
(52) Radhanagari Hydro Electric Scheme	8,67,385	1,099	16,681	(-)20,237
✓(53) Vadwana Tank
(54) Tarangwadi Tank	16,644	3,142	250
(55) Trans Tapi Irrigation Bandhara	18,112	3,705	272
(56) Chincholi Tank	38,404	7,989	576
(57) Mangi Tank	1,33,557	27,783	2,003
(58) Saptna Tank	62,688	13,039
(59) Purnepada Tank	3,21,356	61,785	4,820
(60) Patandungri Tank	23,519	4,594	354
(61) Jojwa Canal
Total, Unproductive	1,44,75,769	19,28,586	1,60,949	15,128
Grand Total	2,27,54,494	32,58,896	2,84,837	2,67,956

I-B—concl.

		Indirect Charges.		Direct Charges.	
Suspense	Total.	Audit and Accounts.	Total	Works	Establishment.
6	7	8	9	10	11
....	88,822	17,325
....	12,032	100	12,132	1,08,090	22,353
....	1,43,546	1,192	1,44,738	3,23,77,518	85,52,448
....	1,55,462	1,168	1,56,630	1,19,08,741	29,88,961
....	92,036	70,024
....	-11,352	-91	-11,443	38,35,566	7,22,314
....	11,807	2,230
(-)23,147	13,73,165	11,728	13,84,893	51,97,579	9,60,851
-4,946	56,57,274	53,219	57,10,493	1,86,84,610	27,10,122
....	6,62,711	9,344	6,72,055	11,09,769	2,09,747
....	4,16,718	95,065
....	6,30,546	5,237	6,35,783	13,79,950	2,76,187
....	23,104	264	23,368	63,927	12,084
-1,35,589	7,69,813*	8,674	7,78,487	1,17,60,554	1,941
....	466	87
....	20,036	166	20,202	-466*	-87
....	22,089	181	22,270	16,644	3,142
..	46,969	384	47,353	38,404	7,989
..	1,63,343	1,336	1,64,679	1,33,557	27,783
....	76,667	627	77,294	62,688	13,039
....	3,87,961	3,214	3,91,175	3,21,356	61,785
..	28,467	235	28,702	23,519	4,594
..
(-) 1,63,682	1,63,85,594	1,43,598	1,65,34,192	14,62,40,322(A)	2,99,67,711
20,58,088	2,80,88,359	2,31,385	2,83,19,744	17,16,93,554	3,34,63,161

STATEMENT

Name of Work.	Direct Charges.			
	Tools and Plant.	Suspense.	Deduct—Receipts on Capital Account.	Total.
1	12	13	14	15
<i>UNPRODUCTIVE—concl'd.</i>				
(39) Futelao Tank	1,209	1,07,356
(40) Dharma Canal	1,008	1,32,051
(41) Nira Right Bank Canal ..	10,02,724	58,964	4,86,479	4,15,05,175
(42) Pravara River Works ..	3,48,665	2	2,09,486	1,50,36,883
(43) Gokak Canal 2nd Section ..	14,246	1,76,306
(44) Meshwa Canal	57,241	..	10,087	46,05,034
(45) Wardala Tank	176	14,213
(46) Mabi Canal	76,257	5,92,053	437	68,26,303
(47) Ghataprabha Left Bank Canal ..	2,09,183	8,28,813	..	2,24,32,728
(48) Ranand Tank	16,647	13,36,163
(49) Budhial Tank	5,263	..	11,645	5,05,401
(50) Kolchi Weir	20,694	16,76,831
(51) Vijapur Tube Wells Scheme ..	959 7*	..	8,813	68,157 560*
(52) Radhanagari Hydro-Electric Scheme.	1,54,000	2,62,998	3,47,492	1,18,32,001(A)
(53) Vadwana Tank	7	560
(54) Tarangwadi Tank	— 7*	— 560*
(55) Trans Tapi Irrigation Bandhara ..	250	20,036
(56) Chinoholi Tank	272	22,089
(57) Mangi Tank	576	46,969
(58) Saptna Tank	2,003	1,63,343
(59) Purnepada Tank	76,667
(60) Patandungri Tank	4,820	3,87,961
(61) Jojwa Canal	354	28,467
(61) Jojwa Canal
Total, Unproductive ..	30,47,955	14,69,699	11,88,133	17,95,46,554
Grand Total ..	35,54,354	45,24,524	15,00,118	21,17,55,475

I-B—*cond.*

To end of year 1952-53

Indirect Charges.				Grand Total.	Remarks.
Capital.	Leave and Pensionary Charges.	Audit and Accounts.	Total.		
16	17	18	19	20	21
6680	2,425	...	9,105	1,16,461	
2	2,321	302	2,625	1,34,676	
1,23,999	7,80,613	1,96,375	11,00,987	4,26,06,162	
86,098	4,01,354	30,458	5,17,910	1,55,54,793	
740	13,238	..	13,978	1,90,284	
...	...	38,365	38,365	46,43,399	
...	...	108	108	14,321	
...	...	51,974	51,974	68,78,277	
...	...	1,86,847	1,86,847	2,26,19,575	
3,840	...	11,098	14,938	13,51,101	
5,741	12,565	124	18,521	5,23,922	
...	...	13,799	13,799	16,90,630	
...	...	640	640	68,797	*Wrongly debited to Vadh-
5*	5*	5*	5*	565*	wana during 1950-51
...	...	35,949	35,949	1,18,67,950	now set right.
...	...	(B)81,657	(B)81,657	81,657(B)	(A) Include the expendi-
..	..	5	5	565	ture of Rs. 85,53,960
...	...	—5*	—5*	—565*	
...	...	166	166	20,202	*Transferred from the
.	.	181	181	22,270	major head 81-A without
...	...	384	384	47,353	financial adjustment.
...	.	1,336	1,336	1,64,679	
..	..	627	627	77,294	
...	.	3,214	3,214	3,91,175	
..	..	235	235	28,702	
...	
12,84,317	23,46,405	9,11,143	45,41,865	18,40,88,419	
13,57,611	23,95,750	11,64,637	49,08,198	21,66,43,673	

STATEMENT

Statement showing the Operation of Irrigation Works in the

No.	Name of Work.	Amount due, 1952-53.		Remissions.	
		Kharif.	Rabi.	Kharif.	Rabi.
1	2	3	4	5	6
	WORKS FOR WHICH CAPITAL AND REVENUE ACCOUNTS ARE KEPT.	Rs.	Rs.	Rs.	Rs.
	PRODUCTIVE				
1	Gadikeri Tank .. .	(a)
2	Mavinkop Tank	(a)
3	Ekrak Tank .. .	23,630	33,803
4	Shahada Channel	8,771	12,025
	Total, Productive ..	32,401	45,828	.	..
	UNPRODUCTIVE,				
5	Hathmati and Khari Cut Canals combined.	1,53,810	25,674	5,843	4,470
6	Wangroli Tank	11,106
7	Tranza-Nagramma Tanks ..	539	7
8	Savli Tank	10,964
9	Meshwa Canal	30,010	24,394
10	Futelao Tank	772	515
11	Lower Panjhra River Works ..	13,043	3,299
12	Mhasva Tank	17	2,097
13	Jamda Canals	56,998	45,486
14	Bhatodi Tank	429	1,898
15	Vijapur Tube Wells	43,353	88,701
16	Wadhvana Irrigation Tank including Jojawa Mam Canal	23,003	14,603	11	85
17	Ashti Tank	1,233	9,467
18	Pathri Tank	904	9,241
19	Krishna Canal	43,248	33,185
20	Mhaswad Tank	44,540	48,295
21	Revari Canal	1,034	1,984	15	..
22	Upper Man River Works ..	888	6,695
23	Yerla River Irrigation Works ..	7,889	25,762	9	14

E.

State of Bombay, for the year 1952-53.

Total.		Grand Total.	Remarks.
Kharif.	Rabi.		
7	8	9	10
Rs.	Rs.	Rs.	
.....	(a) Area under consolidated assessment.
.....	
23,630	33,803	57,433	
8,771	12,025	20,796	
32,401	45,828	78,229	
1,47,987	21,204	1,69,171	
11,106	11,106	
539	7	546	
10,964	10,964	
30,010	24,394	54,404	
772	515	1,287	
13,043	3,299	16,342	
17	2,097	2,114	
56,998	45,486	1,02,484	
429	1,898	2,327	
43,353	88,701	1,32,054	
22,992	14,518	37,510	
1,233	9,467	10,700	
904	9,241	10,145	
43,248	33,185	76,433	
44,540	48,295	92,835	
1,019	1,984	3,003	
-888	5,095	6,583	
7,880	25,748	33,628	

STATEMENT

No.	Name of Work.	Amount due, 1952-53.		Remissions		
		Kharif.	Rabi.	Kharif.	Rabi.	
1	2	3	4	5	6	
	UNPRODUCTIVE—contd.	Rs.	Rs.	Rs.	Rs.	
24	Chukhli Canal	2,267	2,844	
25	Maini Tank	3,062	6,921	
26	Muchkundi Tank	(b)	
27	Gokak Canal 1st Section and Storage Works.	55,865	49,263	
28	Damba! Tank	712	1,472	
29	Medleri Tank	1,490	498	
30	Madag Tank	3,205	1,084	
31	Asundi Tank	67	15	
32	Dharma Canal	6,982	
33	Kadwa River Works {	Waghad Tank
		Palkhed Canal	37,328	5,810
		Ojhar-Tambat Canal	42,530	2,487
		Wadali Canal	22,807	5,465
34	Chankapur Tank—Girna Left Bank Canal.	2,35,056	87,004	..	3,189	
35	{	Lake Beale—Darna Dam
		Godavari Right Bank Canal	6,86,916	1,50,766	5,080	36
		Godavari Left Bank Canal	5,65,277	1,30,776	1,246	119
36	Pravara River Works—Pravara Right Bank Canal.	3,63,160	1,39,446	
37	Parsul Tank	5,834	510	
38	Pravara River Works—Pravara Left Bank Canal.	13,44,177	6,64,702	
39	Mutha Canals and Matoba Tank ..	1,89,059	53,917	4,006	891	
40	Nira Left Bank Canal and Shetphal Tank.	11,88,629	3,11,161	7,409	6,789	
41	Shirsufal Tank	2,931	8,733	
42	Bhadalvadi Tank	2,152	
43	Nira Right Bank Canal	13,11,937	6,34,737	4,137	2,654	
44	Ghataprabha Left Bank Canal 0-8 miles.	3,194	416	
	Total, Unproductive	65,16,265	26,00,482	27,741	18,247	
	Grand Total	65,48,666	26,46,310	27,741	18,247	

F—contd.

Total.		Grand Total.	Remarks.
Kharif.	Rabi.		
7	8	9	10
Rs.	Rs.	Rs	
2,267	2,844	5,111	
3,062	6,921	9,983	
....	(b) There was no irrigation during the year under report due to drought in the area.
55,865	49,263	1,05,128	
712	1,472	2,184	
1,490	498	1,988	
3,205	1,084	4,289	
67	15	82	
6,982	6,982	
..	
37,328	5,810	43,138	
42,530	2,487	45,017	
22,807	5,465	28,272	
2,35,056	83,815	3,18,871	
..	
6,81,851	1,50,730	8,32,581	
5,64,031	1,30,657	6,94,688	
3,63,160	1,39,446	5,02,606	
5,834	510	6,344	
13,44,177	6,64,702	20,08,879	
1,85,053	53,026	2,38,079	
11,81,220	3,04,372	14,85,592	
2,931	8,733	11,664	
.. .	2,152	2,152	
13,07,800	6,32,083	19,39,883	
3,194	416	3,610	
64,88,524	25,82,235	90,70,759	
65,20,925	26,28,063	91,48,988	

STATEMENT III-C

Statement showing assessment realisations and balances of the

Name of work 1	Balance of demands unrealised at the commencement of the year. (D). 2	Rabl. 1951-52 3	Khariq. 1952-53. (C). 4	Miscellaneous. 5	Total. 6
	R ^c	Rs.	Rs	R ^c .	R ^c .
XVII—IRRIGATION, NAVIGATION, EMBANKMENT AND DRAINAGE WORKS.					
A—IRRIGATION WORKS.					
PRODUCTIVE.					
1. Gadkeri Tank
2. Mavinkop Tank	465	465
3. Ekruk Tank .	43,750	29,505	23,030	3,01,873	3,55,008
4. Shabada Chanel ..	4,805 —33(A)	13,025	8,771	272	22,668
Total, Productive .	43,355 —33(A)	43,130	32,401	3,02,610	3,78,141
UNPRODUCTIVE.					
5. Chkhali Canal ..	2,331	1,921	2,945		4,806
6. Hatmat K. cut Canal ..	71,263	1,163	25,817	40,058	73,038
7. Dambal Tank ..	1,641	81	712	425	1,218
8. Medleri Tank ..	933	.	1,490	372	1,802
9. Mhaswa Tank ..	34	2,097	17	519	2,633
10. Madag Tank ..	2,296	626	3,205	671	4,502
11. Asundi Tank ..	1,866	1,770	67	1,089	2,926
12. Muchkundi Tank ..	68	1,470	1,470
13. Bhadalwadi Tank .	5,648	10,371	..	781	11,152
14. Bhatodi Tank .	291	3,268	429	1,060	4,757
15. Krishna Canal ..	51,726	37,345	67,931	391	1,06,167
16. Upperman River Works	1,921	5,914	888	1,025	7,827
17. Mayani Tank ..	831	9,229	3,062	2,044	14,335
18. Ashti Tank ..	41,830	35,742	1,233	5,303	42,278
19. Bewari Canal .	1,454	3,245	1,019	46	4,510
20. Shirsuphal Tank ..	145	7,304	—2,931	207	10,442

FOR THE YEAR 1952-53.

Irrigation Works in the Bombay State.

Total including balance at the commencement of the year (2+6).	Deduct remissions not including Cash Refund.	Net Total.	Deduct amount unrealised at the end of the year.	Net realisation. (B)
7	8	9	10	11
Rs.	Rs.	Rs.	Rs.	Rs.
465	.. .	465	.. .	465
3,98,758	3,98,758	92,315	(H) 3,00,443 +82,079
27,240	.. .	27,240	7,986	(B) 19,254 +188
4,26,463	...	4,26,463	1,00,301	(H) +121 3,26,182 (H) +82,200 (B) + 188
				4,08,580
7,197	.. .	7,197	5,096	(B) 2,101 +188
1,44,301	.. .	1,44,301	25,674	(H) —307 1,18,627 (B) +1,558
2,859	.. .	2,859	2,329	(H) +32,472 530 (H) +268
2,795	.. .	2,795	1,556	(H) 1,239 +2,317
2,607	2,607	17	(H) 2,650 1,370
6,793	.. .	6,793	3,280	(B) 3,518 39
4,792	.. .	4,792	975	(H) —1,727 3,817 (H) 186
1,538	.. .	1,538	42	(H) 1,496 —26
16,800	.. .	16,800	2,479	(H) 14,321
5,048	5,048	673	(H) 4,375 —32
1,57,89	1,57,893	77,700	(B) 80,193 +5,989 (H) 11,799 3,860
9,748	.. .	9,748	888	(H) 12,520 —1,005
15,166	.. .	15,166	2,646	(H) 40,197 9,323
84,108	.. .	84,108	43,911	(B) 4,745 +3
5,764	5,764	1,019	(H) 10,506 +3 (H) —3,622
10,987	.. .	10,987	81	

STATEMENT

Name of work.	Balance of demands unrealised at the commencement of the year. (D)	Rabi. 1951-52.	Kharif. 1952-53 (C)	Miscellaneous.	Total.
1	2	3	4	5	6
XVII—IRRIGATION, NAVIGATION, EMBANKMENT AND DRAINAGE WORKS—contd.	Rs.	Rs.	Rs.	Rs.	Rs.
A—IRRIGATION WORKS—contd.					
UNPRODUCTIVE—contd.					
21. Lower Panzra River Works ..	1,467	14,784	16,837	2,763	34,414
22. Yerla River Works ..	6,227	31,405	7,881	5,308	44,694
23. Parsul Tank ..	2,919	2,813	5,834	62	8,709
24. Mutha Canal including Matoba Tank.	2,11,145	58,490	1 68,125	3,09,379	5,35,994
25. Gokak Canal 1st Section ..	85,647	40,903	54,639	49,463	1,45,055
26. Mhaswad Tank ..	86,342	47,039	46,688	4,222	97,949
27. Jamba Canal ..	19,026	45,486	56,998	4,848	1,07,382
28. Pathri Tank ..	6,595	9,131	904	2,628	12,633
29. Nira Left Bank Canal ..	6,07,530	2,68,223	11,87,042	30,052	14,85,317
30. Kadwa River Work ..	71,707	39,583	1,02,603	5,207	1,47,393
31. Wangroli Tank ..	3,554	1,902	1,123	3,025
32. Trants Nagrama Tank ..	316	..	57	1,152	1,209
33. Savli Tank ..	7,803	347	2,449	2,796
34. Futelao Tank ..	1,134	515	772	25	1,312
35. Dharma Canal ..	3,923	6,982	6,982
36. Chankapur Tank ..	2,42,413	78,454	2,33,961	9,925	3,22,340
37. Godavari Canal ..	2,83,287	3,36,521	12,50,714	77,159	16,64,394
38. Nira Right Bank Canal ..	6,81,158	5,32,591	13,26,947	87,003	19,46,546
39. Pravara River Works ..	3,59,511	4,63,095	17,08,257	30,530	22,01,912
40. Vadhwans Tank	49,243	7,653	56,896
41. Vijapur Tube Well Scheme	1,55,990	200	1,56,190
42. Jojwa Canal
Total, Unproductive ..	28,65,787	20,91,858	64,92,300	6,92,737	92,76,895
Grand Total ..	29,14,109	21,34,993	65,24,701	9,95,847	96,55,026

Note.—(A) Represents adjustments of demands Remissions over collections of last year.

(B) Represents over collections during the year.

(C) Excludes irrigation share of land revenue.

(D) Represents balance of demands unrealised at the commencement of the year.

(E) Excludes refunds of revenue and indirect revenue.

(F) Excludes assessments as per canal return No. XVII.

(G) Includes balance of demands on account of effluent supplied through distillery No. 3 of Matha Canal (Bhira Bank) to end of 1939.

(H) Miscellaneous in Treasury Accounts.

III-C—contd.

Total including balance at the commencement of the year. (2+6)	Deduct remissions not including Cash Refund:	Net Total.	Deduct amount unrealised at the end of the year.	Net realisation. (E)
7	8	9	10	11
Rs.	Rs.	Rs.	Rs.	Rs.
(F) 85,881	...	85,881	13,820	(H) 22,061 (B) +2,938
50,911		50,911	7,644	(B) +3 (H) 43,267 -20
11,028	..	11,028	5,594	6,034
7,47,139	21,780	7,25,359	(G) 1,88,504	(H) 5,30,855 +2,05,706
2,30,702	.. .	2,30,702	62,919	(H) 1,67,783 +21,599
1,84,291	..	1,84,291	1,21,935	(H) 62,656 +3,998
1,26,358	1,26,358	47,555	(B) 78,803 (H) 16 54
19,258	19,258	792	(H) 18,466 +13,573
20,92,647	26,519	20,66,128	6,88,252	(H) 14,27,876 95,482
2,19,100	...	2,19,100	99,601	(H) 1,19,499 19,077
6,579	...	6,579	1,121	(H) 5,458 846
1,525	1,525	154	(H) 1,971 -210
10,604	10,604	1,010	(H) 9,594 -7,125
2,446	..	2,446	2,305	141
10,905	..	10,905	5,986	(H) 4,919 92
5,64,753	14	5,64,739	2,49,892	(H) 3,15,847 +2,649
19,47,681	.	19,47,681	2,62,865	(B) 16,84,816 41,899
20,27,704	22,495	20,05,209	5,44,586	(H) 20,60,623 -16,622
25,61,423	1,407	25,60,016	8,82,047	(B) 16,77,969 65,449
156,896	..	56,896	.. .	50,896
1,56,190	1,56,190	.. .	1,56,190
....
1,21,42,992	72,216	1,20,70,467	88,04,148	(B) 87,66,319 (H) 11,15,082 4,47,492 93,28,903
1,25,69,145	72,216	1,24,90,930	84,04,449	(H) 90,92,481 5,29,692 1,15,260 (B) 97,37,433

STATEMENT

Statement showing the financial results of Irrigation Works in the State of
during the year

Name of work.	Capital out- lay direct and indirect to end of the year 1952-53.	Revenue assessed				
		Direct Assessed				
		Occupier's rate.	Owner's rate.	Planta- tions.	Water power.	Nav- igation.
1	2	3	4	5	6	7
	Rs.	Rs.	Rs.	Rs.	Rs.	Rs.
XVII.—IRRIGATION, NAVIGATION, EMBANKMENT AND DRAINAGE WORKS.						
<i>A—Irrigation Works.</i>						
PRODUCTIVE.						
1. Gadikeri Tank ...	16,918
2. Mavinkop Tank ...	33,504	105
3. Ekrnk Tank ..	13,40,386	57,433
4. Shahada Channel ...	1,07,547	20,796
Total, Productive . .	14,98,355	78,229	...	105
UNPRODUCTIVE.						
5. Chukhal Canal ..	57,442	2,945
6. Hatmati and Kharicut Canal.	13,18,729	27,959
7. Dambal Tank ...	63,980	2,184
8. Medleri Tank ...	81,392	1,988
9. Mhaswa Tank ..	1,38,956	24,411	.	80
10. Madag Tank	1,67,598	4,269
11. Asundi Tank ..	74,995	82
12. Muchkundi Tank .	1,58,707
13. Bhadalwadi Tank :	5,91,510	3,283
14. Bhatodi Tank .	3,79,236	2,326	..	605
15. Krishna Canal ..	9,49,807	1,61,115
16. Upper Man River Works ..	4,39,286	6,582
17. Mayani Tank ...	6,80,934	9,983
18. Ashti Tank ...	8,41,708	10,700
19. Rewari Canal ...	59,811	3,003

IV-C FOR 1952-53.

Bombay based on the assessment of the year, Principal results and operations 1952-53.

during the year.						
Revenues.		Indirect Revenue Land Revenue.	Grand Total.	Working Expenses Direct and Indirect.	Net assessed Revenue.	Percentage on capital outlay to end of the year.
Miscellaneous.	Total.					
8	9	10	11	12	13	14
Rs.	Rs.	Rs.	Rs.	Rs.	Rs.	
.....	2,110	2,110	244	1,866	11 03
360	465	1,812	2,277	5,342	-3,065	(a)
3,01,873	3,59,306	..	3,59,306	47,188	3,12,118	23·28
272	21,068	5,474	26,542	17,242	9,300	8·65
3,02,505	3,80,839	9,396	3,90,235	70,016	3,20,219	21·37
....	2,945	2,945	3,686	-741	(a)
40,058	74,017	74,017	93,005	-18,988	(a)
425	2,609	828	3,437	2,079	1,358	2 12
372	2,360	2,360	1,094	1,266	1·56
439	24,930	24,930	1,866	23,064	16·60
671	4,960	4,960	4,546	414	0·25
1,089	1,171	639	1,810	861	949	1·27
1,470	1,470	1,470	1,433	37	0 02
781	4,064	4,064	10,051	-5,987	(a)
455	3,386	146	3,532	5,410	-1,878	(a)
391	1,01,506	1,01,006	44,208	57,238	6·03
1,025	7,608	7,608	19,120	-11,512	(a)
2,044	12,027	..	12,027	41,115	-29,088	(a)
5,303	16,003	..	16,003	51,927	-35,924	(a)
-46	3,049	3,049	5,947	-2,898	(a)

STATEMENT

Name of works.	Capital outlay direct and indirect to end of the year 1952-53		Revenue assessed			
	1	2	Direct Assessed			
			Occupier's rate.	Owner's rate.	Plantations.	Water power.
	Rs.	Rs.	Rs.	Rs.	Rs.	Rs.
XVII—IRRIGATION, NAVIGATION, EMBANKMENT AND DRAINAGE WORKS—contd.						
<i>A—Irrigation Works—contd.</i>						
UNPRODUCTIVE—contd.						
20. Shitsuphal Tank ..	2,24,568	11,664
21. Lower Panzra River Works	4,68,621	20,136
22. Yerla River Works ..	7,81,508	33,629
23. Parsul Tank ..	4,82,869	6,344
24. Mutha Canal including Motoba Tank.	70,19,168	2 22,041	109
25. Gokak Canal ..	15,79,513	1,03,952
26. Mhaswad Tank ..	20,96,016	59,414
27. Jamda Canal ..	10,51,360	90,096	..	3,626
28. Pathri Tank ..	6,42,846	10,145
29. Nira Left Bank Canal ..	1,53,51,457	14,98,203	..	192	..	1,039
30. Kadwa River Works ..	10,35,876	1,15,358	..	46
31. Wangroli Tank ..	2,93,295	5,180
32. Tranza Nagrama Tanks ..	2,80,635	57
33. Savli Tank ..	2,55,210	20
34. Futelao Tank ..	1,16,461	772
35. Dharmma Canal ..	1,34,676	6,982
36. Chankapur Tank ..	20,79,541	3,20,176	..	177
37. Godavari Canal ..	3,52,64,513	15,30,572	..	334
38. Nira Right Bank Canal ..	4,26,06,162	19,76,915	..	532	..	248
39. Pravara River Works ..	1,55,54,793	25,12,436	..	8,563	175	..
40. Wadwana Tank ..	565	49,243
	-565					
41. Vijapur Tube Wells Scheme	68,797	1,55,990
	+565					
42. Jojwa Canal
Total Unproductive ..	13,33,92,541	89,30,176	..	14,155	175	1,396
Grand Total ..	13,48,90,896	90,17,405	..	14,260	175	1,396

(a) No percentage is worked out as the net assessment is a minus figure.

(b) The percentage is not worked out as the figures of capital outlay including prior to

IV-C FOR. 1952-53—contd.

during the year.						
Revenues.		Indirect Revenue Land Revenue	Grand Total.	Working Expenses Direct and indirect.	Not assessed Revenue.	Percentage on capital outlay to end of the year.
Miscellaneous.	Total.					
8	9	10	11	12	13	14
Rs	Rs.	Rs.	Rs.	Rs.	Rs	
207	11,871	..	11,871	13,178	-1,307	(a)
2,703	22,929	8,189	31,118	2,08,185	-1,77,067	(a)
5,398	39,027	39,027	40,699	-1,672	(a)
62	6,406	...	6,406	2,946	3,460	0.72
3,09,270	5,31,420	66	5,31,486	2,60,879	2,70,607	3.86
49,463	1,53,415	..	1,53,415	62,313	91,102	5.77
4,222	63,636	..	63,636	98,615	-34,979	(a)
1,222	94,044	. .	94,044	86,639	8,305	0.79
2,628	12,773	12,773	5,987	6,786	1.06
28,821	15,28,255	..	15,28,255	4,22,826	11,05,429	7.21
5,161	1,20,565	594	1,21,159	87,169	33,990	3.28
1,123	6,303	6,303	7,378	-1,075	(a)
1,152	1,209	1,209	6,556	-5,347	(a)
2,449	2,469	2,469	7,202	-4,733	(a)
25	797	...	797	11,018	-10,221	(a)
.....	6,982	-1,017	5,965	11,905	-5,940	(a)
9,748	3,30,101	3,30,101	1,09,469	2,20,632	10.61
70,825	16,07,731	..	16,07,731	4,74,434	11,33,297	3.21
86,228	20,63,923	..	20,63,923	6,69,727	13,94,196	3.29
21,792	25,42,966	76	25,43,042	4,55,487	20,87,555	13.42
7,653	56,896	...	56,896	16,871	40,025	...
200	1,56,190	1,56,190	76,925	79,265	(b)
...	28,334	-28,334	(a)
6,77,011	96,22,913	9,521	96,32,434	34,51,150	61,81,284	4.63
9,79,516	1,00,03,752	18,917	1,00,22,669	35,21,166	65,01,503	4.82

meter period in respect of Baroda Public Works Divisions are not available

STATEMENT

Statement showing the Financial Results of Irrigation, Navigation,

S. No.	Name of Works.	General Financial Results		
		Mileage in operation		Estimated Cost of Construction (Direct and Indirect).
		Main Canals Branch.	Distributions.	
1		3	4	5
	XVII—IRRIGATION, ETC.	Miles.	Miles.	Rs.
	PRODUCTIVE.			
1	Gadikeri Tank	1-50	16,918
2	Mavinkop Tank	2-79	33,504
3	Ekruk Tank	48-00	1 68	13,40,386
4	Shahada Channel	20-51	1 13	1,07,547
5	Sabarmati Project
6	Narbada Project
7	Kakrapar Weir and Canal
	Total Productive	68-51	7-10	14,98,355
	UNPRODUCTIVE.			
8	Chikhali Canal	6-50	57,442
9	Hatmati and K. Cut Canal	60-00	82-50	13,18,729
10	Dambal Tank	3-27	63,980
11	Medleri Tank	5-64	81,392
12	Mhaswa Tank	7-00	1,38,956
13	Madag Tank	9-00	1,67,598
14	Asundi Tank	4-86	74,995
15	Muchkundi Tank	5-50	2-25	1,58,707
16	Bhadalwadi Tank	9 75	4,91,613
17	Bhatodi Tank	4-50	5-50	3,79,707
18	Krishna Canal	35-25	24 62	9,40,807

(B) Expenditure debited to "81-A" during past years brought over

(C) Misclassification in the previous

II-C.

Embankment and Drainage Works for and upto the end of 1952-53.

to end of 1952-1953.

Date of Completion of works.	Date when system first came into operation.	Total Capital Outlay direct and indirect.	Accumulated arrears of Interest.	Accumulated surplus revenue.
6(a)	6(b)	7	8	9
Date.	Date.	Rs.	Rs.	Rs.
31st March 1882 ..	1882-83 ..	16,918	75,840
31st March 1882 ..	1882-83 ..	33,504	3,864
31st March 1891 .	1872-73 ..	13,40,386	24,02,584
1921-22	1922-23 ' ..	1,07,547	56,483
Under Construction	1,78,698 (C) 55,278	18,841
Do.	18,58,365	89,446
Do.	2,90,07,080 (C) -42,522	15,73,119
..	3,25,22,498 (C) 12,756	17,41,753	24,78,424
31st March 1883 ..	1870-71 ..	57,442	1,64,593
1883-84 ..	1873-74 ..	13,18,729	25,40,812
31st March 1885 ..	1880-81 ..	63,980	2,29,090
31st March 1886 ..	1884-85 ..	81,392	2,29,437
31st March 1887 .	1877-78 ' ..	1,38,956	3,47,936
31st March 1889 .	1866-67 ..	1,67,598	5,07,620	...
31st March 1890 ..	1884-85 ..	74,995	1,62,414
31st March 1891 ..	1884-85 ..	1,58,707	3,73,645
31st March 1891 ..	1881-82 ' ..	5,91,510	5,92,828	...
31st March 1892 ..	1871-72 .	3,79,236	9,71,308
31st March 1892 ..	1869-70 .	9,49,807	20,56,016

without financial adjustment,
years set right.

STATEMENT

S No.	Name of Works.	Financial Result			
		Total sum at charge Column 7 and 8.	Gross Receipts Direct and Indirect.	Working Expenses Direct and Indirect.	Net Revenue.
1	2	10	11	12	13
	XVII—IRRIGATION, ETC. <i>—contd.</i>	Rs	Rs.	Rs	Rs.
	PRODUCTIVE—contd.				
1	Gadikeri Tank	16,918	2,110	244	1,866
2	Mavinkop Tank	37,368	2,277	5,342	—3,065
3	Ekruk Tank	13,40,386	3,87,277	47,188	3,40,080
4	Shaada Channel	1,64,080	25,017	17,242	7,775
5	Sabarnati Project	2,52,817
6	Narbada Project	19,47,811
7	Kakrapar Weir and Canal ..	3,05,37,677
	Total Productive	3,42,97,007	4,16,681	70,016	3,46,665
	UNPRODUCTIVE—contd.				
8	Chikhali Canal	2,22,035	1,957	3,686	—1,729
9	Hathmati and K. Cut Canal ...	98,59,541	1,52,657	93,005	59,852
10	Dambal Tank	2,93,070	1,613	2,079	—463
11	Medleri Tank	3,10,829	3,556	1,094	2,462
12	Mhaswa Tank	4,86,892	4,470	1,866	2,604
13	Madag Tank	6,75,218	1,830	4,546	—2,716
14	Asundi Tank	2,37,400	4,642	861	3,781
15	Muchkundi Tank	5,32,352	1,470	1,433	37
16	Bhadalwadi Tank	11,84,338	14,321	10,051	4,270
17	Bhatodi Tank	13,50,544	4,489	5,410	—921
18	Krishna Canal	30,05,823	97,981	44,268	53,713

II-C—contd.

of the Year 1952-1953.

Percent- age on Capital Outlay (Column 7).	Percent- age on sum at charge (Column 10).	Interest.	Net Gain.	Net loss.	Percent- age Working expenses to receipts.	Area irrigated.
14	15	16	17	18	19	20
per cent.	per cent.	Rs.	Rs.	Rs.	per cent.	Acres
11.03	11.03	544	1,322	11.56	423
.....	1,004	4,069	234.61	573
25.37	25.37	40,837	2,99,252	12.18	7,391
7.23	4.74	3,976	3,799	68.92	3,178
.....	8,315	8,315
.....	48,197	48,197
.....	10,29,091	10,29,091
1.06	1.01	11,31,964	...	7,85,299	16.80	11,565
.....	1,789	3,518	188.35	533
4.52	1.55	41,396	18,256	60.92	19,562
.....	2,023	2,486	128.65	585
3.02	0.79	2,605	143	30.70	271
1.15	0.53	4,282	1,678	41.74	6
.....	5,362	8,078	248.42	809
5.04	1.59	2,020	1,761	18.55	193
0.02	0.01	4,662	4,625	97.48
0.72	0.36	23,335	19,065	70.18	207
... .	..	11,705	12,626	120.52	415
5.66	1.79	29,948	23,765	45.18	10,940

STATEMENT

S. No.	Name of Works.	General Financial Results		
		Mileage in operation		Estimated cost of Construction. (Direct and Indirect).
		Main Canals Branches.	Distributar.es.	
1	2	3	4	5
	XVII—IRRIGATION, ETC. — <i>contd.</i>	Miles	Miles	Rs.
	UNPRODUCTIVE— <i>contd.</i>			
19	Upperman R. Works ...	17-50	6 50	4,39,286
20	Malini Canal ...	9-25	7 58	6,02,672
21	Ashti Tank ...	27-50	3 15	8,41,708
22	Revani Canal ...	6-00	5 25	59,811
23	Shirsuphal Tank	12-50	2,24,568
24	Lower Panzra River Works	45 00	4,68,621
25	Yerla River Works ...	33-33	4 60	7,81,503
26	Parsul Tank ...	4-75	2,18,946
27	Mutha Canal including Matob Tank.	87-62	81 00	70,42,016
28	Gokak Canal 1st Section ...	16 13	35 43	15,87,888
29	Mhaswad Tank ...	24-94	8 18	20,96,016
30	Tarangwadi Tank
31	Trans Tapi Irrigation Bandhara
32	Chincholi Tank
33	Mangi Tank
34	Saptna Tank
35	Purnepada Tank
36	Patan-Dungri Tank
37	Jamda Canal ...	39-5	100 5	10,51,260
38	Pathri Canal ..	4 66	3-33	6,42,846
39	Bu. hial Tank	14,54,620
40	Nira Left Bank Canal and Shetphal Tank.	113-33	139-00	1,05,77,726

II-C—contd.

to end of 1952-1953				
Date of Completion of works	Date when system first came into operation	Total Capital Outlay direct and indirect	Accumulated arrears of Interest.	Accumulated surplus revenue.
6(a)	6(b)	7	8	9
Date.	Date.	Rs.	Rs.	Rs.
31st March 1892	1872-73 19 ...	4,39,286	13,07,329
31st March 1892	... 1875-76 20 ...	6,80,934	1,14,989
31st March 1893	... 1881-82 ✓ 21 ...	8,41,708	16,70,762
31st March 1893	... 1865-66 22 ...	59,811	1,32,801
31st March 1893	... 1879-80 ✓ 23 ...	2,24,568	5,71,332
31st March 1895	... 1851-52 24 ...	4,68,621	6,31,532
31st March 1896	... 1869-70 25 ...	7,81,508	17,46,563
31st March 1896	... 1889-90 ✓ 26 ...	4,82,869 ✓	4,37,519
31st March 1897	... 1874-75 ✓ 27 ...	70,19,168 ✓	16,32,470
31st March 1897	... 1884-85 28 ...	15,79,513	2,16,523
31st March 1897	... 1884-85 29 ...	20,96,016	41,23,432
Under Construction 30	20,202	450
Do.	... 31	22,270	497
Do.	... 32	47,353	1,057
Do.	... 33	1,64,679	3,381
Do.	... 34	77,294	1,725
Do.	... 35	3,91,175	8,516
Do.	... 36	28,702	640
31st March 1902	... 1870-71 37 ...	10,51,380	33,78,764
31st March 1902	... 1906-07 ✓ 38 ...	6,42,846	7,58,267
Under Construction 39	5,23,922	7,15,316
31st March 1906	... 1885-86 40 ...	1,53,51,457	84,722 ✓

STATEMENT

S. No.	Name of Works.	Financial Results			
		Total sum at charge Columns 7 and 8.	Gross Receipts Direct and Indirect.	Working Expenses Direct and Indirect.	Net Revenue.
1	2	10	11	12	13
		Rs.	Rs.	Rs.	Rs.
	XVII—IRRIGATION, ETC.— <i>contd.</i>				
	UNPRODUCTIVE— <i>contd.</i>				
19	Upper man River Works ...	17,47,115	8,860	19,120	—10,260
20	Maini Canal ...	18,21,923	11,415	41,115	—29,700
21	Ashti Tank ...	25,12,470	49,520	51,927	—2,407
22	Revani Canal ...	1,92,412	4,748	5,947	—1,199
23	Shirsuphal Tank ...	7,95,900	6,887	13,178	—6,291
24	Lower Panzra River Works ...	11,30,153	33,186	2,08,185	1,74,999
25	Yerla River Works ...	25,28,071	43,234	40,699	2,535
26	Parsual Tank ...	9,20,388	6,034	2,946	3,088
27	Mutha Canal including Matob Tank.	86,51,638	8,02,451	2,60,879	5,41,572
28	Gokak Canal 1st Section ...	17,96,036	1,89,348	62,313	1,27,035
29	Mhaswad Tank ...	62,19,448	66,654	98,615	—31,961
30	Tarangwadi Tank ...	20,652
31	Trans Tapi Irrigation Bahadara.	22,767
32	Chincholi Tank ...	48,410
33	Mangi Tank ...	1,68,060
34	Saptna Tank ...	79,019
35	Purmpada Tank ...	3,99,691
36	Patan-Dungri Tank ...	29,342
37	Jamda Canal ...	44,30,124	78,873	86,639	—7,766
38	Pathri Canal ...	14,01,113	32,039	5,987	26,052
39	Budhial Tank ...	12,39,238
40	Nira Left Bank Canal and Shetphal Tank.	1,54,36,179	15,17,179	4,22,826	10,94,353

II-C—contd.

of the Year 1952-1953.						
Percentage on Capital Outlay. (Column 7.)	Percentage on sum at charge (Column 10).	Interest.	Net gain.	Net loss.	Percentage Working expenses to receipts.	Area irrigated.
14	15	16	17	18	19	20
per cent.	per cent.	Rs.	Rs.	Rs.	per cent.	Acres.
.....	13,827	24,087	215.80	870
.....	24,018	53,718	360.18	1,412
.....	25,440	27,847	104.86	1,418
.....	1,888	3,087	104.19	454
.....	7,056	13,347	191.35	1,333
.....	14,810	1,80,809	627.33	2,976
0.32	0.10	24,716	22,181	94.14	4,627
0.64	0.34	18,872	15,784	48.82	1,255
→ 7.72	6.26	2,30,604	3,10,968	32.51	16,324
8.04	7.07	52,312	74,723	32.91	16,243
.....	66,689	98,650	147.95	11,470
.....	450	450
.....	497	497
.....	1,057	1,057
.....	3,381	3,381
.....	1,725	1,725
.....	8,516	8,516
.....	640	640
.....	33,447	41,213	109.85	7,277
4.05	1.86	20,876	5,176	18.69	1,522
.....	16,986	16,986
7.13	7.09	6,16,947	4,77,406	27.87	78,783

STATEMENT

S. No.	Name of Works.	General Financial Results		
		Mileage in Operation		Estimated cost of Construction (Direct and Indirect).
		Main Canals Branches	Distributaries	
1	2	3	4	5
		Miles.	Miles	Rs.
	XVII—IRRIGATION, ETC.—contd UNPRODUCTIVE—concl.			
41	Kadwa River Works	24.12	13.92	10,35,876
42	Wangroh Tank ...	17.26	...	2,93,295
43	Tranza Nagrama ...	7.60	..	2,80,635
44	Savli Tank ...	8.35	1.32	2,55,210
45	Chaukapur Tank ..	18.61	20.80	21,00,317
46	Godavari Canal ..	122.00	112.00	3,41,80,852
47	Futelao Tank ...	4.00	2.36	1,16,461
48	Dharma Canal ..	27.15	3.71	3,05,474
49	Nira Right Bank Canal ...	161.96	362.57	6,02,21,151
50	Prayara River Works ...	81.30	139.01	1,52,50,560
51	Gokak Canal 2nd Section	1,91,995
52	Meshwa Canal ..	15.28	13.16	...
53	Wardala Tank
54	Mahi Canal
55	Ghataprabha Left Bank Canal ..	3.75	1.13	5,45,22,964
56	Ranand Tank	30,18,090
57	Kolchi Weir	20,40,865
(A)	Vadhvana Tank
58				
(A)	Vijapur Tube Well
59				
60	Radhanagari Hydro Electric Scheme.	1,66,25,391
61	Sabarmati River Project
62	Jojwa Canal
	Total Unproductive ...	996.69	1,266.28	22,24,20,654
	Grand Total ..	1,065.20	1,273.38	22,39,19,009

(A) The works have been transferred from the Ex-Baroda State.

The Capital Expenditure incurred on these works before the merger of the Baroda State will be progressive Capital expenditure.

II-C—contd.

to end of 1952-1953.

Date of Completion of works	Date when system first came into operation.	Total Capital Outlay direct and indirect.	Accumulated arrears of Interest.	Accumulated surplus revenue.
6(a)	6(b)	7	8	9
Date.	Date.	Rs.	Rs.	Rs.
31st March 1908 ...	1808-09 ..	10,35,876	15,95,339
31st March 1909 .	1904-05 ' ...	2,93,295	4,38,419
30th June 1909 ...	1904-05 ' ...	2,80,035	4,94,160
31st March 1910 ...	1908-09 ' ..	2,55,210	4,01,414
31st March 1910 ...	1909-10 ' ..	20,79,541	17,49,157
31st March 1916 .	1911-12 ' ..	3,52,77,269	39,19,581
30th November 1916	1915-16 ' ..	1,16,461	2,35,602
1921-22 .	1913-14 ' ...	1,34,676	4,10,519
31st March 1938 ...	1924-25 ' ...	4,26,06,162 ✓	5,01,48,400
30th June 1926 ...	1909-10	1,55,54,793 ✓	74,46,806
In abeyance	1,90,284	4,78,139
Under Construction	46,43,390	5,83,090
Do.	14,321	1,580
Do.	68,78,277	5,53,001
Do.	2,26,19,575	18,24,446
Do.	13,51,101	75,907
Do.	16,90,630	1,09,066
Do.	565
Do.	(C) —565
Do.	(C) 68,797
Do.	(C) + 565	2,22,697
Do.	(B) 33,13,990
Do.	86,35,617	1,854
Do.	83,087	28,334
Do.	17,54,65,558 } 86,35,617 } —12,756 }	9,74,88,097
	20,80,08,056 } 86,35,617 }	9,92,98,850	24,78,424

be indicated in Column 7 when it is brought on to the State Books by necessary corrections of

STATEMENT

S. No.	Name of Works.	Financial Results			
		Total sum at charge Column 7 and 8.	Gross Receipts Direct and Indirect	Working Expenses Direct and Indirect.	Net Revenue.
1	2	10	11	12	13
	IRRIGATION, ETC.— <i>concd.</i>	Rs.	Rs.	Rs.	Rs.
	UNPRODUCTIVE— <i>concd.</i>				
1	Kadwa River Works	26,31,215	1,33,170	87,169	46,001
42	Wangroli Tank	7,31,714	6,303	7,378	—1,075
43	Tranza Nagrama	7,74,795	1,152	6,556	—5,404
44	Savli Tank	6,56,624	2,469	7,202	—4,733
45	Chankapur Tank	38,28,698	3,17,952	1,09,469	2,08,483
46	Godavari Canal	3,91,84,094	17,06,766	4,74,434	12,32,332
47	Futelao Tank	3,52,063	141	11,018	—10,877
48	Dharma Canal	5,45,195	3,994	11,905	7,911
49	Nira Right Bank Canal	9,27,54,562	20,37,995	6,69,727	13,68,268
50.	Pravara River Works	2,30,01,599	17,42,781	4,55,487	12,87,294
51	Gokak Canal 2nd Section	6,68,423
52	Meshwa Canal	52,26,489
53	Wardala Tank	15,901
54	Mahu Canal	74,31,278
55	Ghataprabha Left Bank Canal	2,44,44,021
56	Ranand Tank	14,27,008
57	Kolchi Weir	17,99,696
(A)	58 Vadhvana Tank	56,896	16,871	40,025
(A)	59. Vijapur Tube Wells	69,362	1,56,190	76,925	79,265
60	Radhanagar Hydro Electric Scheme.	1,21,72,804
61	Sabarmati River Project	84,941
62	Jojwa Canal	28,334	..	28,334	—28,334
	Total, Unproductive	28,15,76,516	93,05,226	34,51,150	58,54,076
	Grand Total	31,58,73,523	97,21,907	35,21,166	62,00,741

II-C—concl'd.

of the Year 1952-1953						
Percentage on Capital Outlay (Column 7).	Percentage on sum at charge (Column 10).	Interest	Net gain.	Net loss	Percentage Working expenses to receipts.	Area irrigated.
14	15	16	17	18	19	20
per cent.	per cent.	Rs.	Rs.	Rs.	per cent.	Acres.
4.44	1.75	32,391	13,610	65.46	4,379
.....	8,120	9,195	117.06	2,097
.....	7,915	13,319	569.10	161
.....	7,787	12,520	291.70	2,126
→ 10.03	5.45	69,444	1,39,039	34.43	18,370
→ 3.40	3.14	13,12,464	80,132	27.80	58,686
.....	3,570	14,447	7,814.18	509
.....	4,707	12,618	298.07	9,778
✓ 3.21	1.48	18,61,670	4,93,402	32.86	70,815
✓ 8.28	5.69	6,12,740	6,74,554	26.14	88,883
.....	5,863	5,863
.....	2,07,482	2,07,482	5,775
.....	640	640
..	2,74,347	2,74,347
.....	8,79,810	8,79,810	962
.....	45,163	45,163
.....	61,265	61,265
.....	25	40,025	29.65	6,092
.....	(C) —25
.....	2,547	76,693	49.25	2,794
.....	(C) 25
.....	1,20,677	1,29,677
.....	1,854	1,854
.....	28,334
3.18	2.08	68,43,372	9,89,296	37.09	4,50,618
2.86	1.96	79,75,336	17,74,595	36.22	4,62,183

STATEMENT

Comparative Statement of Irrigation and Rainfall for the years

Civil District	Of the Civil District			Workssupplying Irrigation	Culturable area commanded by the Irrigation Works in Column 5	Area at present estimated as annually irrigable by the works specified in Column 5
	Total area	Culturable area	Total area of crop	Name		
1	2	3	4	5	6	7
	Acres	Acres	Acres		Acres	Acres
Kaira	16,61,750	13,38,979	13,38,979	Wangrolitank	2,600	3,400
				Savlitank	4,700	3,000
				Tranza Nagrama tank	1,200	800
				Leshwa Canal	18,000	15,800
				Hathmati and Khari Cut Canal	No separate information	
					28,900	23,000
Ahmedabad	22,23,024	17,69,374	15,23,282	Hathmati Canal and	28,840	8,000
				Khari Cut Canal	20,000	16,000
					48,840	24,000
Sabarkantha	15,99,056	11,42,167	10,71,572	Hathmati and Khari Cut canal	No separate information	
Mehsana	27,70,269	21,02,230	20,40,414	Vijapur Tube Wells	4,294	4,294
Baroda	18,22,415	13,20,037	12,78,546	Wadhwa Irrigation Tank including Jojwa Main Canal.	8,285	7,135
Panchmahal District.	22,08,381	15,88,965	13,60,481	Fuleao Tank	1,500	800
East Khandesh District.	28,76,254	20,85,608	19,78,800	Jamada Canal	34,000	34,000
				Mhaswa Tank	1,500	600
					35,500	34,600
West Khandesh District.	37,03,300	32,50,300	30,55,100	Lower Panzra River Works	12,627	12,627
				Shahada Channal	3,000	2,400
					15,627	15,027
Sholapur District	37,03,261	29,17,043	28,80,567	Ekrak Tank	16,941	16,941
				Ashki Tank	16,825	11,780

NOTE.—When a Civil District is irrigated from two or more irrigation works, Columns 6-13 inclusive should

IV-E.

1951-52 and 1952-53 in the State of Bombay.

Area actually irrigated.						Rainfall.		Remarks.
1951-1952.			1952-1953.			1951-1952.	1952-1953.	
Kharif. 8	Rabi. 9	Total 10	Kharif. 11	Rabi. 12	Total. 13	14	15	
Acres.	Acres	Acres	Acres.	Acres.	Acres.	Inches.	Inches.	
347	..	347	2,097	..	2,097	18.55	29.08	
745	..	745	2,126	.	2,126	17.24	29.15	
6	16	21	154	7	161	16.18	25.75	
655	1,114	1,769	3,112	2,664	5,776	Not available	24.00	
is available and the same is included in the figures shown against Ahmedabad District.								
1,758	1,129	2,882	7,489	2,071	10,160	
1,020	378	1,398	17,305	2,257	19,562	16.37	29.62	
2,290	27	2,317				Himath-nagar. 18.75 Raipur.	Himath-nagar. 28.59 Raipur.	
3,810	400	3,710	17,305	2,257	19,562	
is available and the same is included in the figures shown against Ahmedabad District.								
1,498	1,784	3,277	992	1,802	2,794	Not available.	33.88	
3,808	590	4,448	4,249	1,854	6,103	17.6	27.15	
224	89	313	234	275	509	16.20	24.80	
2,154	5,088	7,102	3,524	2,648	6,172	22.49	8.6	
30	610	640	6	Nil	6	19.16	10.47	
2,181	5,648	7,832	3,530	2,648	6,178	
1,597	3,320	4,917	2,340	565	2,905	16.25	5.27	
1,308	2,856	4,164	1,325	1,800	3,181	16.29	17.44	
2,906	6,176	9,081	3,665	2,371	6,036	
2,048	3,866	5,914	2,080	4,182	6,212	24.88	14.95	
2,227	4,831	6,558	213	878	1,091	17.98	11.29	

be totalled separately for each Civil District so irrigated.

STATEMENT

Civil District	Of the Civil District			Works supplying Irrigation	Culturable area commanded by the Irrigation Works in Column 5	Area at present estimated annually irrigable by the works specified in Column 5
	Total area	Culturable area	Total area of crop			
1	2	3	4	5	6	7
Sholapur District— <i>could.</i>	Acres	Acres	Acres	Pathri Tank ..	4,586	2,500
				Nira Right Bank Canal ✓ ..	8,84,316	81,616
					4,22,668	1,12,887
Satara North	25,98,422	16,89,832	16,36,896	Nira Right Bank Canal ✓ ..	62,292	49,266
				Mhaswad Tank ..	20,486	1,500
				Krishna Canal ..	26,453	12,320
				1,09,281	63,086	
Satara South	21,29,692	18,82,124	17,95,101*	Upper Man River Works ..	7,623	2,080
				Yerala River Works ..	10,680	5,480
				Mayani Canal ..	4,025	4,025
				Chikhali Canal ..	1,478	400
				Rewari Canal ..	3,624	1,020
					28,030	14,505
Poona District	38,16,806	25,52,385	24,74,047 (1,62,590 double crop- ped area)†	Bhadalwadi Tank ..	2,400	2,000
				Shirsuphal Tank ..	2,500	1,800
				Nira Left Bank Canal ✓ ..	149,821	1,18,280
				Shotphal Tank ✓ ..	17,483	4,200
				Mutha Canals ✓ ..	49,800	16,800
				Matoba Tank ✓	3,250
				2,22,004	1,41,380	
Ahmednagar District.	42,01,781	28,79,604	28,42,869	Lake Arthur Hill Wilson Dam Pravara Right Bank Canal ✓	58,514	18,400
				Pravara Left Bank Canal ✓	99,025	40,040
				Bhatodi Tank ..	13,687	12,124
				(Lake Beale—Darna Dam)		
				Godawari Right Bank Canal ✓	1,86,390	49,331
			Godawari Left Bank Canal ✓	83,000	30,109	
				3,90,616	1,50,004	

IV-E—cont'd.

Area actually irrigated.						Rainfall.		Remarks.
1951-1952.			1952-1953.			1951-1952	1952-1953	
Kharif.	Rabi.	Total.	Kharif.	Rabi.	Total.			
8	9	10	11	12	13	14	15	
Acres.	Acres.	Acres.	Acres.	Acres.	Acres.	Inches.	Inches.	
127	1,138	1,265	105	1,135	1,240	19.10	14.30	
21,374	26,271	47,645	23,525	28,908	52,433	15.05	11.60	
25,776	35,606	61,382	25,873	35,103	60,976	
14,800	13,600	28,400	11,762	14,454	26,216	18.81	12.23	
3,817	5,197	9,014	3,151	3,513	6,664	14.66	9.54	
7,347	3,340	10,686	4,938	2,265	7,203	17.43	20.99	
25,964	22,206	48,170	19,851	20,232	40,083	
377	842	1,219	158	410	568	19.04	5.88	
1,176	4,395	5,571	1,360	2,844	4,204	19.20	25.82	
186	1,337	1,523	500	742	1,242	19.50	12.18	
193	131	324	277	256	533	18.56	11.50	
172	460	632	193	122	315	14.42	14.90	
2,104	7,165	9,269	2,483	4,374	6,857	
566	1,494	2,060	..	207	207	8.55	1.45	
729	973	1,702	255	1,020	1,275	10.00	9.10	
38,617	53,166	91,783	32,527	57,643	90,170	13.40	11.01	
2,863	5,121	7,984	2,670	3,638	6,308	13.29	8.69	
11,106	6,343	17,449	8,739	2,707	11,446	21.47	16.00	
626	1,786	2,412	1,992	1,621	3,513			
54,507	63,883	1,28,390	46,183	66,736	1,12,919	
6,009	13,039	22,338	9,357	12,793	22,150	22.30	8.24	
22,742	37,130	59,872	21,905	36,883	58,788	25.63	12.61	
109	475	584	97	294	391	19.33	11.20	
12,016	18,47	30,492	11,439	17,836	29,305	16.50	12.25	
8,334	12,339	21,173	9,966	12,336	22,352	24.63	10.10	
51,900	82,559	1,34,459	52,324	80,192	1,33,016	

*Includes double cropped area.

†This includes double cropped area.

STATEMENT

Civil District	Of the Civil District			Works supplying Irrigation	Culturable area commanded by the Irrigation Works in Column 5	Area at present estimated as annually irrigable by the works specified in Column 5
	Total area	Culturable area	Total area of crop	Name		
1	2	3	4	5	6	7
Nasik ..	Acres	Acres	Acres		Acres	Acres
	38,29,317	21,43,490	1,97,581	Godawari Right Bank Canal ✓ Godawari Left Bank Canal ✓	Included in the corresponding figures for these Canals in Ahmednagar. 25,200	the correct figures for the works in 3,500
				Chankapur Tank, Gina Canals Gina Left Bank Canal ✓		
		Kadwa River	Works, Waghad Tank	(1) Palkhed Canal ..	26,280	11,853
				(2) Ozar Tambat Canal ..	7,421	3,384
				(3) Wadali Canal ..	2,729	2,433
	Persul Tank ..			3,197	1,788	
				64,827	27,953	
Belgaum District ..	35,42,987	27,24,044	23,34,473	Gokak Canal, 1st Section and storage Works.	17,627	17,027
				Gaddikeri Tank ..	687	423
				Ghp. Left Bank Canal (0.8 miles).	1,200	750
				19,514	18,300	
Dharwar District ..	34,02,065	27,50,050	26,69,377	Dambal Tank ..	2,500	1,000
				Medleri Tank ..	330	600
				Asundi Tank ..	1,011	1,011
				Madag Tank ..	1,345	1,345
				Dharma Canal ..	12,870	12,870
				18,556	16,826	
Belapur District ..	42,31,469	37,84,365	34,31,444	Muohkundi Tank ..	5,417	350
North Kanara District.	25,26,785	3,27,524	2,61,500	Mavinkop Tank ..	755	617
Grand Total ..	5,28,67,074	3,80,98,073	3,59,79,479		14,24,654	6,55,064

NOTE.—When a Civil District is irrigated from two or more irrigation works, Columns 6-13 inclusive should

IV-E—concl'd.

Area actually irrigated.						Rainfall.		Remarks.	
1951-1952			1952-1953			1951-1952	1952-1953		16
Kharif 8	Rabi 9	Total 10	Kharif 11	Rabi. 12	Total. 13	14	15		
Acres	Acres	Acres	Acres	Acres.	Acres.	Inches.	Inches.		
894	1,660	2,554	1,292	1,751	3,043	16 50	12 25		
784	1,869	2,653	3,213	2,061	5,274	24 03	10 00		
8,557	14,126	22,683	12,332	5,538	18,370	18. 61	16 37		
1,002	1,848	2,850	1,226	555	1,781	30 78	29.23		
662	1,085	1,747	1,068	206	1,274	22.0	18 26		
499	942	1,441	634	952	1,586	26 70	12.45		
1,127	616	1,743	1,108	218	1,326	12 07	7.43		
13,525	22,146	35,671	21,373	11,281	32,654	.	.		
9,011	6,052	15,063	9,491	6,752	16,243	22 44	21 39		
(a) 423	..	423	(a) 423	.	423	.	..	(a)Area under con- solidated assess- ment.	
744	..	744	795	(b) 166	⁷⁹⁵ (b) 166	22 44	21 39	(b)166 acres under single watering in Rabi Season.	
10,178	6,052	16,230	10,709	(b) 6,752 166	(b) 17,461 166	.	.		
(a) 152 144	..	296	(a) 170 144	271	585	17 87	25.41		
183	..	183	205	66	271	23 08	23 15		
108	(a) <u>185</u> 182	(a) <u>303</u> 182	8	(a) <u>3</u> +182	(a) <u>11</u> +182	12 05	18 46		
555	377	485	185	198	198				
555	111	666	650	159	809	28 65	27 95		
(a)+8,648	976	(a)+8,648	+ 1,130 8,644	.	(a)+8,648 1,130	33 42	28 30		
9,624		9,624	9,778		9,778				
10,786	488	11,254	10,955	681	11,636				
33		33	*			25 16	19 34	*There was no irriga- tion during the year under report due to drought in the area.	
552		552	573		573	54 40	50.81		
2,11,042	2,60,916	4,71,958	2,28,288	2,39,395	4,67,683		

be totalled separately for each Civil District so irrigated.

STATEMENT

Statement showing Operations of the

No	Name of Work.	Amount of Estimate, Direct and indirect	Capital Outlay, Direct and indirect		Length of		Area under	
			During 1952-1953	To end of 1952-1953.	Canal.	Distributaries.	Gross	
1	2	3	4	5	6	7	8	
WORKS FOR WHICH CAPITAL AND REVENUE ACCOUNTS ARE KEPT.		Rs	Rs	Rs	Miles	Miles	Acres	
PRODUCTIVE.								
1	Gadkeri Tank	17,531		16,918		1 50	687	
2	Mavinkop Tank	34,384		33,504		2 79	872	
3	Shabada Channel	1,07,547		1,07,547	20 51	1.15	3,000	
4	Ekrak Tank	21,35,580		13,40,386	48 0	1 68	17,552	
Total, Productive		22,05,042	..	14,98,355	68 51	7 12	22,111	
UNPRODUCTIVE.								
5	Hathmatia and Kharji Cut Canals combined.	13,74,907	..	13,18,729	60.0	82 5	76,744	
6	Wangroli Tank	2,50,416	..	2,03,295	17 26	..	5,000	
7	Tranza Nagamma Tanks	3,12,734	..	2,30,035	7.60	..	1,290	
8	Savli Tank	2,49,222	..	2,55,210	8 85	1.32	4,700	
9	Vijapur Tubewalla Scheme	15,00,000	23,868	69,362	4,294	
10	Futelao Tank	1,16,461	1,16,461	4 1	N/A.	1,500	
11	Lower Panjhra River Works	4,68,621		4,68,621	65	45	13,177	
12	Meshwa Canal	53,95,202	-11,443	46,43,393	25.7	5 0	18,000	
13	Mhasva Tank	1,38,956		1,38,956	7	.	1,500	
14	Jamda Canals	10,51,360		10,51,360	39	100	46,288	
15	Bhatodi Tank	3,79,707		3,79,236	4 50	5 50	15,126	
16	Wadhvana Irrigation tank including Jojwa Main Canal.	68,739		68,739	11.0	5 0	10,595	
17	Bhalwadi Tank	5,21,871		3,91,510		9.75	3,000	
18	Ashti Tank	8,34,927	..	8,41,708	27 50	3 15	17,882	
19	Pathri Tank	6,72,856	..	6,42,846	4 66	3 33	5,000	
20	Krishna Canal	17,35,663		9,49,807	35 25	24.62	28,237	
21	Mhaswad Tank	27,84,496		20,96,016	24 94	8 18	1,29,045	
22	Revani Canal	59,448		59,811	6 00	5 25	3,813	
23	Upper Man River Works	4,44,331	..	4,39,286	17.5	6 5	8,443	
24	Yerla River Irrigation Works	7,81,508	7,81,508	33 33	4 00	11,234	
25	Chikhli Canal	61,015	..	57,442	6.50	..	1,871	
26	Mafni Tank	4,96,288	..	6,80,934	9.25	7 58	4,876	
27	Bhachkundi Tank	1,68,420	..	1,58,707	5 50	2.25	5,570	
28	Gokak Canal, 1st Section and Storage Works.	14,68,089	..	15,79,513	16.13	35.48	18,668	

H.

years 1952-53 in the Bombay State.

Command.	Rainfall.	Discharge of Canal at head, cubic feet per second	Area.		Amount of gross Assessment	Realizations	Working Expenses	Net Revenue.
			Applied for	Irrigated.				
9	10	11	12	13	14	15	16	17
Acres	Inches		Acres	Acres	Rs.	Rs.	Rs.	Rs.
423	Rain-gauge not maintained	..	(a) 423	(a) 423	2,344	2,110	244	1,866
617	50 81	.	(a) 573	(a) 573	2,478	2,277	5,342	-3,065
3,178	17 44	10 56	3,178	3,178	27,124	25,017	17,242	+7,775
16,941	14 95	21 44	7,391	7,391	3,71,242	3,87,277	47,188	+3,40,089
21,159			11,565	11,565	4,03,188	4,10,681	70,016	3,46,665
24,000	Himatnagar 28 62 Raipur 28 59	164	21,500	19,662	1,69,171	1,52,657	93,005	59 652
3,400	29 07	152 65	2,097	2,097	12,229	5,359	7,378	-2,019
800	25 73		101	161	1,698	1,371	6,530	-5,150
3,000	29 42	96 13	2,126	2,126	13,418	9,594	7,202	+2,392
4,294	33 38	.	2,794	2,794	1,32,054	1,56,190	76,925	79,265
800	24 80	12 5	509	509	1,287	141	11,018	-10,877
12,627	5 27	1 49	2,976	2,976	35,791	33,186	2,08,156	-1,74,999
15,800	24 00	91	6,221	5,776	54,404	15,192
900	10 47	3 42	6	6	437	4,470	1,866	+2,604 10
84,000	8 6	117	6,925	6,172	94,944	73,873	86,639	-7,766
12,124	11 20	13 0	415	3,337	4,489	5,410	(-) 921 15
5,000	27 15	25	6,103	6,103	44,132	56,896	45,205	11,691
2,000	1 45	8 8	207	207	2,319	14,321	10,051	+4,270 17
11,780	11 29	1 81	1,418	1,418	16,417	49,520	51,927	-2,407 14
2,500	14 30	5 3	1,522	1,522	31,036	32,039	5,987	+20,052 19
12,320	20 99	61 09	10,275	10,640	76,855	97,981	44,268	+53,713
24,800	9 54	38 00	11,470	11,470	67,909	66,654	98,615	-31,961 2 1
1,920	14 90	2 03	436	454	3,049	4,748	5,947	-1,199
2,680	5 88	0 30	543	876	7,608	8,800	19,120	-10,266
5,480	25 82	1 35	4,437	4,627	39,019	43,234	46,699	+2,535
4,478	11 50	6	557	533	5,111	1,957	3,680	-1,729
4,625	12 15	0 66	1,377	1,412	11,927	11,415	41,115	-29,700
850	19 34	1,470	1,470	1,433	37
17,627	21 30	99 11	15,588	16,243	1,30,132	1,89,348	62,313	1,27,035

STATEMENT

No.	Name of Work	Amount of Estimate, Direct and Indirect.	Capital Outlay, Direct and Indirect.		Length of		Area under
			During 1952-53.	To end of 1952-53.	Canal.	Distributaries.	Gross.
1	2	3	4	5	6	7	8
		Rs	Rs.	Rs	Miles.	Miles.	Acres.
29	Dambal Tank ..	64,906	..	63,980	..	3.27	3,000
30	Medleri Tank ..	81,705	..	81,392	..	5.64	1,916
31	Madag Tank ..	2,49,407	1,97,598	9	..	2,851
32	Asundi Tank	80,485	..	74,995	.	4.86	1,800
33	Dharma Canal	98,352	..	1,34,676	27.15	3.71	18,562
34	Waghad Tank	10,35,876	.	10,35,876	24.12	13.92	40,408
	Palkhed Canal						
	Kadwa River Works.						
	Ojhar-Tambhat Canal.						
	Wadali Canal						
35	Chankapur Tank—Girna Left Bank Canal	21,00,817	.	20,79,541	18.61	20.80	29,182
36	Ghatabrabha Left Bank Canal 0-8 miles.	5,45,22,964	57,10,493	2,26,19,575	(0 to 8)	(0.56) 0.28	1,600
37	Lake Beale—Darna Dam	3,34,32,836	59,43,281	3,52,64,513	122.0	112.0	232,390
	Godavari Right Bank Canal						
	Godavari Left Bank Canal						
38	Pravara River Works—Pravara Right Bank Canal.	1,47,29,568	1,56,630	1,55,54,793	80.50	174.0	198,807
39	Pravara River Works—Pravara Left Bank Canal.						
40	Mutha Canals including Matoba Tank	70,42,016	..	70,19,168	88.0	84.0	50,000
41	Nira Left Bank Canal including Shetphal Tank	1,00,78,923	2,36,257	1,53,51,457	106.79	139.0	201,011
42	Shrusuphal Tank ..	2,24,568	..	2,24,568	..	12.50	4,500
43	Parsul Tank	2,11,995	..	4,82,869	4.75	..	3,337
44	Nira Right Bank Canal	5,84,23,327	1,44,738	4,26,06,162	161.96	362.57	496,377
Total, Unproductive..		20,37,12,462	1,22,03,324	16,07,24,254	1,086.95	1,303.35	1,716,489
GRAND TOTAL ..		20,00,07,504	1,22,03,324	16,22,22,609	1,165.46	1,310.47	1,788,600

(A) Area under consolidated assessment.

II—contd.

Command.	Rainfall	Discharge of Canal at head, cubic feet per second.	Area.		Amount of gross Assessment.	Realizations	Working Expenses.	Net Revenue.
			Applied for	Irrigated				
Irrigable at present.								
9	10	11	12	13	14	15	16	17
Acres	Inches.		Acres	Acres.	Rs	Rs.	Rs	Rs
1,000	25 41	2 04	441 (a) 144	441 (a) 144	3,104	1,616	2,079	—463
600	23 15	1.42	271	271	2,342	3,556	1,094	2,462
1,345	27.05	23 84	809	809	4,960	3,518	4,546	—1,028
1,011	18.46	1 59	193	193	1,881	4,642	861	3,784
12,870	28.36	56 40	9,778	9,778	29,008	3,994	11,905	—7,911
	65.59	..						
17,670	29.23	29 75	. . . }	4,870	1,23,350	1,33,170	87,169	46,001
	18.26	8 54						
	12 45	11 80						
8,500	16 37	90 42	. .	18,370	3,34,520	3,17,952	1,09,469	2,08,483 35
750	21 39	48.45	672.	795 S'd. 166	44,189	
79,440	12 25	242	. . }	58,686	15,63,258	17,06,766	4,74,434	12,32,332 37
	10 60	144						
53,440	8.24	128	.	89,153	20,38,691	17,42,781	4,55,487	12,87,294 36
	12.61	412						
20,050	16 09	145	..	14,167	7,71,700	3,02,451	2,60,879	5,41,572
1,13,280	11.01	435		78,783	16,17,767	15,17,179	4,22,826	10,94,353
1,800	9 10	8 8	1,333	1,333	11,830	6,887	13,178	—6,291
1,783	7 43	2 74		1,255	6,406	6,034	2,946	3,088
1,30,832	11 00	577		70,814	20,18,557	20,37,995	6,69,727	13,68,268
6,52,826			1,12,834	4,47,636	95,57,412	93,28,506	34,15,125	58,62,200
6,73,985	.	.	1,24,399	4,59,201	99,60,600	97,45,187	34,85,141	62,03,865

STATEMENT III-E.

Statement of Quantity and Value of Crops Irrigated in the State of Bombay during the year 1952-53.

	1		2		3		4		
	Gaddikeri Tank.		Mavinkop Tank.		Ekruk Tank.		Shahada Channel.		
	Area irrigated.	Estimated value.	Area irrigated.	Estimated value.	Area irrigated.	Estimated value.	Area irrigated.	Estimated value.	
	Acres.	Rs.	Acres.	Rs.	Acres.	Rs.	Acres.	Rs.	
Gardens and Orchards	Vegetable	332	} 11,250
	Fruits and other trees	43		..	58
Sugarcane	214	17,120	41	16,350	
Cereals	Wheat	178	44,500	1,180	70,300
	Barley
	Rice	292	73,000	209	10,980
	Maize	29	2,900	1	20
	Jowar	3,686	3,68,600	3	140
Pulses	Chiuo, Ragi, Bala, Wara	7	350
	Bajri	15	1,500	28	1,850
	Miscellaneous	26	1,589
	Gram, Udid, Mug	253	25,300	35	2,606
	Tur	40	3,000
Fodder Crops	Peas
	Groundnut	450	4,500	82	4,754
	Miscellaneous
Fodder Crops	Fodder	{ 14 565	{ 420 28,250	40	2,650
	Lucerne, etc.	11	1,100	197	24,260
Fibres	Cotton	75	30,000	74	17,290
	Ta g (Hemp)	8	800	2	25
Dyes	
Drugs and Narcotics.	Tobacco
	Bhang

STATEMENT III-E—contd.

	1		2		3		4	
	Gaddikeel Tank.		Mavinkop Tank.		Ekruk Tank.		Shahada Channel.	
	Area irrigated.	Estimated value	Area irrigated.	Estimated value.	Area irrigated.	Estimated value.	Area irrigated.	Estimated value.
	Acres.	Rs.	Acres.	Rs.	Acres.	Rs.	Acres.	Rs.
Oil-seeds								
{ Mustard, Sesame
{ Linseed, Castor-oil	7	570
Condi-ments.								
{ Chilly and Onions	153	24,636
{ Garlic, Turmeric and Methi
Miscellaneous
Land insufficiently irrigated
Land assessed but not irrigated	1,168	..	47	..
Areas assessed under penalties for water taken out of turn, waste of water, etc.	11
Total	7,891	6,12,500	2,164	2,04,020
Area on which consolidated assessment is levied ..	423	1,09,520	573	1,02,708	1,014	2,56,383

STATEMENT III-E—contd.

	5		6		7		8		
	Chikhali Canal.		Hathmati and Khari Cut Canals		Dambal Tank.		Medleri Tank.		
	Area irrigated.	Estimated value	Area irrigated	Estimated value	Area irrigated.	Estimated value.	Area irrigated.	Estimated value.	
	Acres.	Rs	Acres	Rs	Acres	Rs	Acres	Rs.	
Gardens and Orchards	Vegetables	6	825	40	8,000	7	1,400	54	10,200
	Fruits and other trees
Sugarcane	133	33,250	
Cereals	Wheat	35	7,000	800	2,40,000	36	3,600
	Barley	2	240
	Rice	18	2,775	15,708	70,68,600	27	6,750	155	31,000
	Maize
	Jowar	233	58,250	177	15,930	31	3,100
	Chino, Ragi, Rala, Warai	6	600	2	240	1	50
	Bajri	8	480
Miscellaneous	150	10,250	3 (Nawani)	300	
Pulses	Gram, Udid, Mug	10	1,000	6	300
	Tur	1,731	2,59,650
	Peas
	Groundnut	7	800	93	13,950
Miscellaneous	
Fodder Crops	Fodder
	Lucerne, etc.
Fibres	Cotton	5	509	115	13,800
	Tag (Hemp)
Dyes	
Drugs and Narcotics	Tobacco	26	17,940	
	Bhang	

STATEMENT III-E—contd.

	5 Chikhali Canal.		6 Hathmati and Kharj Cut Canals.		7 Dambal Tank.		8 Medleri Tank.	
	Area irri- gated.	Esti- mated value.	Area irri- gated	Esti- mated value	Area irri- gated.	Esti- mated value	Area irri- gated.	Esti- mated value.
	Acres	Rs.	Acres.	Rs.	Acres.	Rs.	Acres.	Rs.
Oil-seeds	Mustard, Sesame.	15	1,200
	Linseed, Castor- oil
Condi- ments ..	Chilly and Onions..	83	33,237
	Garlic, Turmeric and Methi	63	63,000	.	..	54	10,800	..
Miscellaneous	890	66,750	2	200
Land insufficiently irrigated	..	63	26,500
Land assessed but not irrigated
Areas assessed under penalties for water taken out of turn, waste of water, etc.	3	800	.	..
Total	524	1,93,987	19,562	77,01,910	441	54,130	271	68,740
Area on which consoli- dated assessment is levied	144	15,544	.	..

STATEMENT III-E—contd.

	9		10		11		12	
	Mhaswa Tank.		Madag Tank.		Asundi Tank.		Muckkundi Tank.	
	Area irrigated	Estimated value.	Area irrigated	Estimated value	Area irrigated.	Estimated value.	Area irrigated.	Estimated value.
	Acres	Rs	Acres.	Rs	Acres	Rs.	Acres	Rs.
Gardens and Orchards.			19	5,700
{Vegetables
{Fruits and other trees
Sugarcane	1	690
{Wheat	2	300
{Barley
{Rice	555	1,11,000
{Maize
{Jowar
{O h i n o,
{R a g i,
{R a l a,
{W a r a
{Bajri
{Miscellaneous
{G r a m,	3	300
{U d i d,
{Mug
{Tur	2	400
{Peas
{Groundnut	39	5,850
{Miscellaneous
Fodder Crops.
{Fodder
{Lucerne, etc.
Fibres
{Cotton
{T a g (Hemp).
Dyes
Drugs and Narcotics.
{Tobacco
{Bhang
Oil seeds.
{Mustard, Sesame.
{Linseed, Castor-oil

There was no irrigation during the year under report due to drought in the Bijapur District

STATEMENT III-E—*contd.*

	9		10		11		12		
	Mhaswa Tank.		Madag Tank.		Asundi Tank.		Muchkundi Tank.		
	Area irrigated.	Estimated value.	Area irrigated	Estimated value.	Area irrigated.	Estimated value.	Area irrigated.	Estimated value.	
	Acres.	Rs.	Acres.	Rs.	Acres.	Rs.	Acres.	Rs.	
Condi- ments.	Chilly and Onions.	194	58,200	10	3,000
	Garlic, Turmeric and Methi
Miscellaneous	
Land insufficiently irrigated	
Land assessed but not irrigated	
Area assessed under penalties for water taken out of turn, waste of water, etc.	
Total	6	600	809	1,81,150	11	3,600	
Area on which consolidated assessment is levied	182	9,828	..	.	

STATEMENT III-E—*contd.*

	13 Bhadalwadi Tank.		14 Bhatodi Tank.		15 Wadhawana Irrigation Tank including Jajwa, Orsang Main Canal.		16 Krishna Canal	
	Area irri- gated.	Esti- mated value.	Area irri- gated.	Esti- mated value.	Area irri- gated.	Esti- mated value.	Area irri- gated.	Esti- mated value.
	Acres.	Rs.	Acres.	Rs.	Acres.	Rs.	Acres.	Rs.
C o n d i- m e n t s. {	Chilly and Onions.	921	27,276
	G a r l i c, Turmeric a n d M o t h i.
Miscellaneous	1,254	2,94,646
Land insufficiently irri- gated	290	..
Land assessed but not irrigated	24	8,117
Areas assessed under penalties for water taken out of turn, waste of water, etc. ..	12	30
Total	207	13,375	415	78,700	6,108	19,87,445	10,640	1,48,507
Area on which consoli- dated assessment is levied

STATEMENT III-E—*contd.*

	17		18		19		20		
	Upper Man River Works.		Mayani Tank.		Ashti Tank.		Bevari Canal.		
	Area irrigated.	Estimated value.	Area irrigated.	Estimated value.	Area irrigated.	Estimated value.	Area irrigated.	Estimated value.	
	Acres.	Rs.	Acres.	Rs.	Acres.	Rs.	Acres.	Rs.	
C o n d i - m e n t s .	Chilly and Onions	11	4,125	20	5,000	2	400	2	300
		Garlic, Turmeric and Methi.
Miscellaneous
Land insufficiently irrigated	30	..	20	30	
Land assessed but not irrigated	80	64	..	98	..	100	
Areas assessed under penalties for water taken out of turn, waste of water, etc.	208	86	..	229	
Total	876	1,27,370	1,412	2,46,300	1,418	1,37,225	454	30,550	
Area on which consolidated assessment is levied.	

STATEMENT III-E—contd.

	21		22 ✓		23		24		
	Shirsuphal Tank.		Lower Panzra River Works.		Yeria River Irrigation Works.		Mutha Canals including Matoba Tank.		
	Area irrigated.	Estimated value.	Area irrigated	Estimated value.	Area irrigated	Estimated value.	Area irrigated.	Estimated value	
	Acres.	Rs.	Acres.	Rs.	Acres.	Rs.	Acres.	Rs.	
Gardens and Orchards.	Vegetables.	17	3,400	1,419	5,00,150
	Fruits and other trees ..	22	1,100	297	16,123	353	6,66,400
Sugarcane ..	177	83,500	1	160	102	2,55,000	
Cereals ..	Wheat ..	104	5,200	81	12,425	454	1,36,200	54	12,150
	Barley	15	750
	Rice	60	3,505	250	37,500	1,584	3,16,800
	Maize	8	600	375	56,250
	Jowar ..	810	4,050	53	2,120	2,160	8,64,000	2,126	2,12,000
	Chino, Ragi, Raia, Wara
	Bajri	416	19,790	175	13,125	3,680	5,22,000
Miscellaneous	364	13,290	547	4,16,250	
Pulses ..	Gram, Udid, Mug ..	8	400	39	2,595	530	25,200	29	2,900
	Tur ..	16	775	2	200
	Peas
	Groundnut	157	22,910	97	14,550
	Miscellaneous	3	100
Fodder Crops.	Fodder ..	88	2,640	27	2,042	45	5,625	689	1,08,350
	Lucerne, etc.	15	1,320	192	76,800
Fibres ..	Cotton ..	31	9,300	71	8,260	112	11,200
	Ta g (Memp).
Dyes	
Drugs and Narcotics.	Tobacco
	Bhang
Oil-seeds..	Mustard, Sesame..
	Linseed, Castor oil	39	3,935

STATEMENT III-E—contd.

	21		22		23		24		
	Shirsuphal Tank.		Lower Panzra River Works		Yerla Riyer Irrigation Works		Mutha Canals including Matoba Tank.		
	Area irrigated.	Estimated value	Area irrigated	Estimated value.	Area irrigated	Estimated value.	Area irrigated.	Estimated value.	
	Acres.	Rs.	Acres.	Rs.	Acres.	Rs.	Acres.	Rs.	
C o n d i - m e n t s .	Chilly and Onions	1	120	6	345	35	7,000	300	45,000
	Garlic, Turmeric and Methi	202	30,360
	Miscellaneous
Land insufficiently irrigated	60	
Land assessed but not irrigated	58	..	71	.	180	..	2,182	..	
Areas assessed under penalties for water taken out of turn, waste of water, etc	1	188	..	194	..	
Total	1,333	1,15,485	1,700	1,08,920	4,627	14,99,500	14,157	23,20,460	
Area on which consolidated assessment is levied	..	.	1,276	3,07,985	

STATEMENT III-E—contd.

	25		26		27		28		
	Parsul Tank.		Gokak Canal 1st Section and Storage Works.		Mhaswad Tank		Jamda Canals.		
	Area irri- gated.	Esti- mated value.	Area irri- gated.	Esti- mated value.	Area irri- gated.	Esti- mated value.	Area irri- gated.	Esti- mated value.	
	Acres.	Rs.	Acres	Rs.	Acres	Rs.	Acres	Rs.	
Gardens and Orchards	Vegetables	5	2,500	112	11,200	18	540	61	13,461
	Fruits and other trees	2	1,000	26	18,200	1,209	4,27,401
Sugarcane		48	23,900	92	73,600	63	22,050	15	6,025
Cereals	Wheat	3	675	13	2,600	171	42,750	1,376	1,09,039
	Barley	890	1,95,300
				(Kha- poli). 1,553	2,79,540	61	15,250	605	34,393
	Rice	50	12,500	4,191	7,10,770	50	5,000	2	325
	Maize	11	1,650	3,391	2,71,280	3,180	3,18,000	1,908	2,25,574
	Jowar	3	450
	Chino, Ragi, Rala, Wara	822	1,64,400	627	75,240
Pulses	Bajri	192	38,400	1,172	1,17,200	109	5,796
	Miscella- neous
	Gram, Udid, Mug	4	800	1,133	2,26,600	326	32,600	575	43,592
	Tur
	Peas
Fodder Crops.	Ground- nut	30	15,000	246	61,500	1,340	1,34,000	12	2,648
	Miscella- neous
	Fodder	24	6,000	14	1,680	225	11,250	17	1,233
Fibres	Lucerne, etc.	28	14,000	32	5,089
	Cotton	2	1,000	158	47,400	55	22,000	151	27,004
Dyes	Taag (Hemp)	7	1,400	1,588	79,400	7	190

Drugs and Narcotics.	2	400	34	20,700
	Bhang
Oil-seeds.	Mustard, Sesame	2	400
	Linseed, Castor- oil

STATEMENT III-E—*contd.*

	25		26		27		28		
	Parsul Tank		Gokak Canal 1st Section and Storage Works.		Mhaswad Tank.		Jamda Canals.		
	Area irri- gated.	Esti- mated value.	Area irri- gated	Esti- mated value	Area irri- gated.	Esti- mated value.	Area irri- gated.	Esti- mated value.	
	Acres.	Rs.	Acres.	Rs.	Acres	Rs.	Acres.	Rs.	
C o n d i - m e n t s .	Chilly and Onions	.	.	854	1,36,640	9	1,800	59	16,850
		G a r l i c , Turmeric and Methi
Miscellaneous	164	
Land insufficiently irri- gated	
Land assessed but not irrigated	42	...	1,169	23,089	2,280	1,105	
Areas assessed under penalties for water taken out of turn, waste of water, etc.	10	2,520	
Total	1,255	2,50,175	16,243	22,58,739	11,470	7,22,440	7,277	9,39,370	
Area on which consol- dated assessment is levied	

STATEMENT III-E—contd.

	29		30		31		32		
	Pathri Tank		Nira Left Bank Canal including Shetphal Tank.		Girna Canal.		Wangroll Tank.		
	Area irrigated.	Estimated value	Area irrigated	Estimated value.	Area irrigated	Estimated value.	Area irrigated	Estimated value.	
	Acres.	Rs.	Acres	Rs	Acres	Rs.	Acres	Rs.	
Gardens and Orchards	Vegetables	1	30	256	89,600	82	28,700
	Fruits and other trees	2	800	467	3,73,000	16	8,000
Sugarcane		11	3,850	6,045	1,66,12,500	3,244	10,70,800
Cereals	Wheat	84	21,000	3,435	7,72,375	3,170	9,51,000
	Barley
	Rice	21	5,250	3,368	6,78,600	1,181	2,95,250	1,928	5,88,400
	Maize	.	.	497	74,550	118	10,820
	Jowar	806	80,600	39,977	39,97,700	41	3,990
	Chino, Baid, Rala, Wara	9	450
	Bajri	..	.	8,615	12,92,250	3,601	5,40,150	1	100
Miscellaneous	.	..	233	18	3,000	
Pulses	Gram, Udid, Mug	232	23,200	5,811	5,81,100	801	1,28,160
	Tur	6	450	3,843	3,84,300	85	72,950
	Peas
	Groundnut	1,453	2,18,700	356	1,06,800
Miscellaneous	
Fodder Crops	Fodder	.	..	1,069	1,59,450	266	37,240	4	100
	Lucerne, etc.	14	5,600	211	56,970
Fibres	Cotton	.	..	461	46,100	155	46,500	1	150
	Ta g (Hemp)	80	8,000	12	1,500
Dyes	
Drugs and Narcotics	Tobacco	1	400	1	100	150	41,000
	Bhang
Oil-seeds	Mustard, Sesame
	Linseed, Castor oil	3	1,500

STATEMENT III-E—*contd.*

	33 Tranra-Nagrama Tank.		34 Savli Tank.		85 Godavari Right Bank Canal		86 Godavari Left Bank Canal		
	Area irri- gated.	Esti- mated value.	Area irri- gated.	Esti- mated value.	Area irri- gated.	Esti- mated value.	Area irri- gated	Esti- mated value	
	Acres.	Rs.	Acres.	Rs.	Acres.	Rs.	Acres.	Rs.	
Gardens and Orchards	Vegetables	108	21,200	803	1,45,200	
	Fruits and other trees	720	2,88,000	1,371	13,71,000	
Sugarcane	7,412	1,03,76,800	5,644	79,01,600	
Cereals	Wheat	3,775	5,66,250	2,754	8,26,200	
	Barley	
	Rice ..	125	19,840	2,119	5,93,280	418	83,000	380	1,14,000
	Maize	7	1,400	24	7,200
	Jowar ..	5	300	4,958	4,95,800	2,509	7,52,700
	Chinno, Ragla, Baisa, Wara
	Bajri	2,161	3,24,150	1,525	4,57,500
Miscellane- ous ..	30	3,000	6	590	
Pulses	Gram, Udid, Mug	1,744	5,23,200	2,597	7,79,100
	Tur	1	85	12	600	12	600
	Peas
	Ground- nut	1,057	1,58,550	190	76,000
	Miscellane- ous
Fodder Crops	Fodder	391	1,17,300	1,217	4,38,120
	Lucerne, etc.	865	6,92,000	644	5,15,200
Fibres	Cotton ..	1	300	389	2,21,400	19	3,650
	Taag (Hemp)	148	22,200	151	30,200
Dyes	
Drugs and Narco- tics.	Tobacco
	Bhang
Oil-seeds.	Mustard, Sesame
	Linseed, Castor- oil	19	3,800	6	2,700

STATEMENT III-E—*cont'd.*

	37		38		39		40		
	Futlao Tank.		Dharma Canal.		Nira Right Bank Canal.		Vijapur Tube-Wells Scheme		
	Area irrigated.	Estimated value.	Area irrigated.	Estimated value.	Area irrigated.	Estimated value.	Area irrigated.	Estimated value.	
	Acres.	Rs.	Acres.	Rs.	Acres.	Rs.	Acres.	Rs.	
Gardens and Orchards.	Vegetables.	283	84,900	103	20,600
	Fruits and other trees	72	21,600
Sugarcane	10,719 (3,217)	1,60,78,500	
Cereals	Wheat	142	14,270	1,918	1,11,300	704	2,11,200
	Barley	22	2,212
	Rice	9	912	1,130	2,26,000	2,562	3,84,300	28	8,400
	Maize	221	22,075	275	27,500
	Jowar	27,981	27,98,100	195	31,200
	Chino, Ragi, Rala, Wara	668	80,100
Bajri	8,707	6,53,025	
Miscellaneous	243	
Pulses	Gram, Udid, Mug	103	10,250	3,909	3,90,900
	Tur	1,373	1,09,840
	Peas	8	800
	Groundnut	4	395	3,753	7,50,600	67	13,400
	Miscellaneous
Fodder Crop	Fodder	1,154	2,88,500	88	13,760
	Lucerne, etc.	2	400
Fibre.	Cotton	674	1,34,800	20	4,000
	Ta (Hemp)	306	30,600
Dyes	
Drugs and Narcotics.	Tobacco	195	78,000
	Bhang
Oil-seeds.	Mustard, Sesame
	Linseed, Castor oil

STATEMENT III-E—contd.

	37		38		39		40		
	Futelao Tank.		Dharma Canal.		Nira Right Bank Canal		Vijapur Tube-Well Scheme.		
	Area irrigated	Estimated value.	Area irrigated.	Estimated value.	Area irrigated	Estimated value.	Area irrigated.	Estimated value	
	Acres	Rs.	Acres.	Rs	Acres	Rs	Acres	Rs.	
C o n d i - ments {	Chilly and Onions	5	250	703	1,40,600
	Garlic.
	Turmeric and Methi
Miscellaneous	25	3,000	
Land insufficiently irrigated	567	
Land assessed but not irrigated	2,646	
Areas assessed under penalties for water taken out of turn, waste of water, etc.	347	
Total ..	509	50,014	1,130	2,26,000	70,813	2,18,05,115	2,794	6,04,320	
Area on which consolidated assessment is levied	..	.	8,648	17,29,600	

STATEMENT III-E—contd.

	41				42				
	Pravara River Works.				Kadwa River Works.				
	Pravara Right Bank Canal.		Pravara Left Bank Canal.		Talkhed Canal.		Ozar Tambat Canal.		
	Area irrigated.	Estimated value	Area irrigated.	Estimated value	Area irrigated.	Estimated value.	Area irrigated.	Estimated value.	
	Acres.	Rs.	Acres.	Rs.	Acres.	Rs.	Acres.	Rs.	
Gardens and Orchards	Vegetables.	64	25,600	158	63,200	87	21,750	24	6,000
	Fruits and other trees.	1,411	14,11,000	999	9,99,000	3	900	0	1,500
Sugarcane		1,557 (785)	3,14,000	8,445 (5,466)	1,68,90,000	135	94,150	372	2,60,400
Cereals	Wheat	1,225	2,45,000	2,894	5,78,800	327	65,400	69	73,800
	Barley
	Rice	796	1,59,200	694	1,38,800	236	94,400	97	38,800
	Maize	12	1,200	22	2,200
	Jowar	6,245	1,24,900	13,780	27,57,200	7	1,400
Miscellaneous	Chinno, Ragia, Rajra, Wara	83	12,450
	Bajri	1,094	1,09,400	2,153	2,15,300	41	6,150
	Miscellaneous
Pulses	Gram, Urdia, Mung	1,083	1,62,450	3,420	8,83,000	141	63,450	39	17,550
	Tur	54	8,100	7	1,050
	Peas
	Groundnut	1,501	3,00,200	1,940	3,88,000	343	85,750	132	32,700
	Miscellaneous
Fodder Crops	Fodder	344	34,400	975	97,500	10	1,500	1	150
	Lucerne, etc.	564	2,25,600	695	2,78,000	112	67,200	42	25,200
Fibres	Cotton	505	1,01,000	519	1,03,800
	Taap (Hemp)	358	53,700	162	24,300	1	250
Dyes	
Drugs and Narcotics	Tobacco	1	100
	Bhang
Oil-seeds	Mustard, Sesame	16	3,200
	Linseed, Castor oil	1	200	8	1,600

STATEMENT III-E—contd.

	41 Pravara River Works				42 Kadwa River Works.				
	Pravara Right Bank Canal		Left Bank Canal.		Palkhed Canal		Ozar Tambat Canal.		
	Area irri- gated.	Esti- mated value	Area irri- gated.	Esti- mated value.	Area irri- gated.	Esti- mated value.	Area irri- gated	Esti- mated value.	
	Acres.	Rs.	Acres.	Rs.	Acres.	Rs.	Acres.	Rs	
C on d i - ments {	Chilly and Onions.	-	188	1,50,400	104	83,200
	Garlic, Turmeric and Methi .	25	5,000	1	200	4	1,000
	Miscellaneous	..		8	1,600	21	..	109
Land insufficiently irrigated	444	.	348	
Land assessed but not irrigated	692	.. .	23,130		75	..	72		
Areas assessed under penalties for water taken out of turn, waste of water, etc.	870		3,078	55	.. .	119	..	
Total	19,630	32,80,950	69,517	2,34,26,850	1,781	6,52,450	1,274	5,53,300	
Area on which consoli- dated assessment is revised	

STATEMENT III-E—contd.

	42 Kadwa River Works		43 Meshwa Canal		44 Ghata Prabha Left Bank Canal 0 to 8 miles		Grand Total.		
	Wadali Canal.		Area irri- gated.	Esti- mated value	Area irri- gated.	Esti- mated value	Area irri- gated	Esti- mated value	
	Area irri- gated.	Esti- mated value							
	Acres	Rs	Acres	Rs	Acres	Rs.	Acres.	Rs	
Gardens and Orchards.	Vegetables	18	4,500	.	..	2	425	3,085	10,86,481
	Fruits and other trees	3	900			7,575	56,64,324
Sugarcane		158	1,10,600	.	..	21	16,600	54,911	7,02,93,845
Cereals	Wheat	465	83,000	2,484	6,70,680	31,399	61,01,575
	Barley	929	1,09,002
	Rice	95	38,000	3,090	12,36,000	60	18,000	44,346	1,42,12,925
	Maize	107	25,026	6,208	9,53,201
	Jowar	5	1,000	22	1,575	243	44,784	1,18,280	1,37,84,243
	Chin o, Ragi, Rajia, Wara.	129	19,350	.	..	41	6,520	2,395	3,59,810
	Bajri	.	..	3	420	60	3,206	34,175	44,05,292
Miscellane- ous	2,060	4,71,179	
Pulses	Gram, Udid, Mug	85	38,250	23,970	40,11,167
	Tur	.	..	70	8,400	20	..	7,290	8,51,725
	Peas	53	1,400
	Ground- nut	68	17,000	.	..	169	36,340	13,693	24,84,107
Miscellane- ous	41	3,400	
Fodder Crop.	Kodder	37	62,500	7,558	14,35,010
	Lucerne, etc.	45	27,000	3,659	20,15,739
Fibres	Cotton	14	2,100	46	18,200	1	225	3,647	8,78,179
	Tag (Hemp)	44	3,928	2,374	2,56,503
Dyes
Drugs and Narcotics	Tobacco	60	22,500	.	..	470	1,81,140
	Bhang
Oil-seeds	Mustard, Sesam.	33	4,800
	Linseed, Castor, oil	83	14,305

STATEMENT III-E—*concl.*

	42		43		44		Grand Total.	
	Kadwa River Works.		Meshwa Canal		Ghata Prabha Left Bank Canal 0 to 8 miles			
	Wadali Canal							
	Area Irrigated	Estimated value.	Area Irrigated.	Estimated value	Area Irrigated	Estimated value.	Area Irrigated	Estimated value.
	Acres	Rs.	Acres.	Rs.	Acres	Rs.	Acres.	Rs.
Condi- ments. { Chilly and Onions .	192	97,000	27	2,487	4,489	12,22,416
{ Garlic Turmeric and Mothl .	2	500	1	70	409	1,30,430
Miscellaneous	3	16,756	3,66,193
Land insufficiently irrigated	2,729	26,500
Land assessed but not irrigated	76	48,035	23,089
Areas assessed under penalties for water taken out of turn, waste of water, etc .	49	16,207	800
Total .	1,874	5,02,300	5,776	19,57,945	795	1,58,601	4,47,904	13,16,03,333
Area on which consolidated assessment is levied	166	4,944	12,426	25,36,512