

ADMINISTRATION REPORT

BOMBAY JAIL DEPARTMENT

FOR THE

YEAR 1897.



Bombay:

PRINTED AT THE GOVERNMENT CENTRAL PRESS.

1898.

# CONTENTS.

## PART I—(Report).

	PAGE.
Introductory and explanatory paragraphs ... ..	1
Admission and disposal of prisoners ... ..	1 to 3
Religion, age, education of convicts and previous occupation... ..	4
Numbers according to nature and length of sentence ... ..	4 & 5
Previous convictions ... ..	5
Escapes and recaptures ... ..	6 & 7
Offences and punishments ... ..	7 & 8
Imposition of fetters ... ..	8 & 9
Remission system ... ..	9
Convict officers ... ..	9
Diet ... ..	9
Under-trial prisoners in Prisons, Subordinate Jails and Lock-ups ... ..	9
Civil prisoners ... ..	10
Total expenditure incurred ... ..	10 to 13
Employment of convicts ... ..	13 & 14
Manufactures and earnings of prisoners ... ..	14 to 17
Net cost ... ..	17
Health of prisoners ... ..	17 to 24
Official and non-official visitors ... ..	24
Buildings ... ..	25
Miscellaneous remarks and inspection ... ..	25 to 27

## PART II—(Statements).

General Summary showing the distribution of prisoners of all classes ... ..	29 to 31
---	----------

### JUDICIAL.

Statement No.	I.—Admission and disposal of convicts ... ..	32 & 33
Do. „	II.—Religion, age, education and previous occupation of convicts ... ..	34 & 35
Do. „	III.—Sentences of convicts ... ..	36 to 38
Do. „	IV.—Previous convictions ... ..	39
Do. „	V.—Escapes and recaptures... ..	40
Do. „	VI.—Jail offences and punishments ... ..	41 to 43
Do. „	VII.—Particulars regarding convicts employed as Convict Officers ... ..	44
Do. „	VIII.—Diet scales for natives, Europeans, &c., &c. ... ..	45 to 47

### FINANCIAL.

Statements Nos. IX & X.—Expenditure incurred in guarding and maintenance of	prisoners ... ..	48 to 52
Statement No.	XI.—Employment of convicts ... ..	53
Do. „	XII.—Results of the employment of convicts ... ..	54
Do. „	XIII.—Gross and net cost of prisoners ... ..	55

### VITAL.

Statement No.	XIV.—Sickness and Mortality amongst all classes of prisoners ... ..	56 to 61
Do. „	XV.—Admission and deaths from the chief diseases amongst convicts ... ..	62

	PAGE.
Statement No. XVI.—Mortality according to length of <i>original</i> sentences amongst convicts ... ..	63
Do.    " XVII.—Mortality according to length of time passed in Prisons ...	64

MINOR CLASSES OF STATEMENTS.

Statement No. XVIII.—Particulars regarding under-trial prisoners ...	65
Appendix A.—Showing the nature and amount of accommodation for each class of prisoners ... ..	66 to 69
" B.—Showing condition of convicts discharged ... ..	70
" C.—Showing working of the Mark system ... ..	71
" D.—Showing the nature of the crimes for which convicts were im- prisoned ... ..	72 to 79
" E.—Superintendents and Jailors ... ..	80

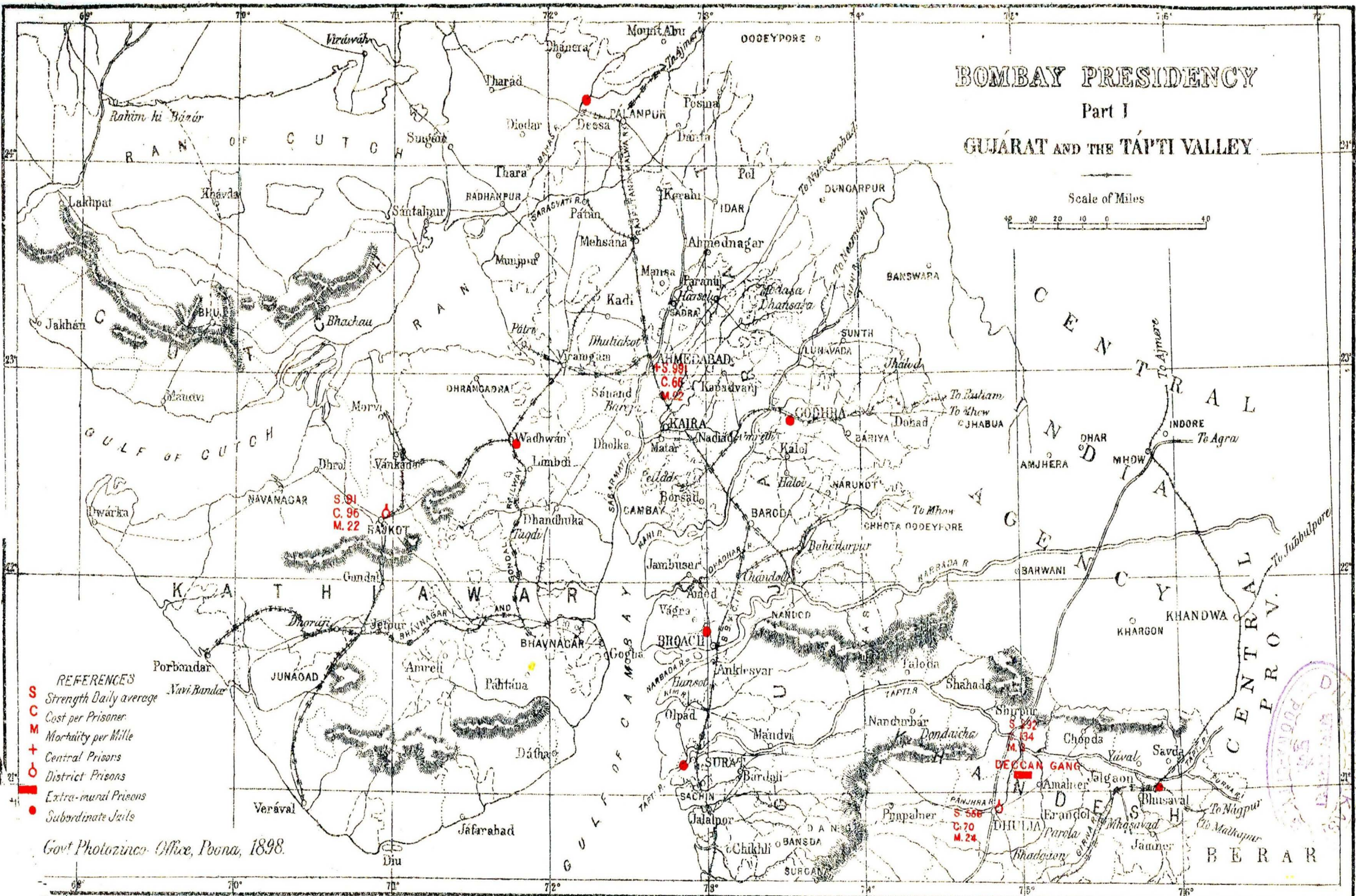
---

# BOMBAY PRESIDENCY

## Part I

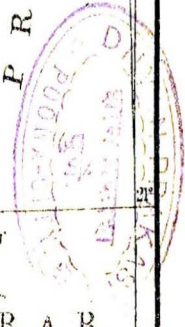
### GUJARAT AND THE TAPTI VALLEY

Scale of Miles



- REFERENCES**
- S Strength Daily average
  - C Cost per Prisoner
  - M Mortality per Mille
  - + Central Prisons
  - O District Prisons
  - Extra-mural Prisons
  - Subordinate Jails

Govt. Photodup. Office, Poona, 1898.





Common Prison  
 S. 295  
 C. III  
 M. 54  
 ALIBAG  
 House of Correction  
 Chaul  
 S. 255  
 C. 76  
 M. 150  
 MURUD  
 JANJIRA FT.

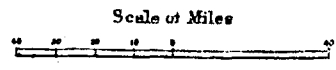
S. 1772  
 C. - 36  
 M. 15  
 PHALTAN

S. 191  
 C. 91  
 M. 42  
 RAJAPUR

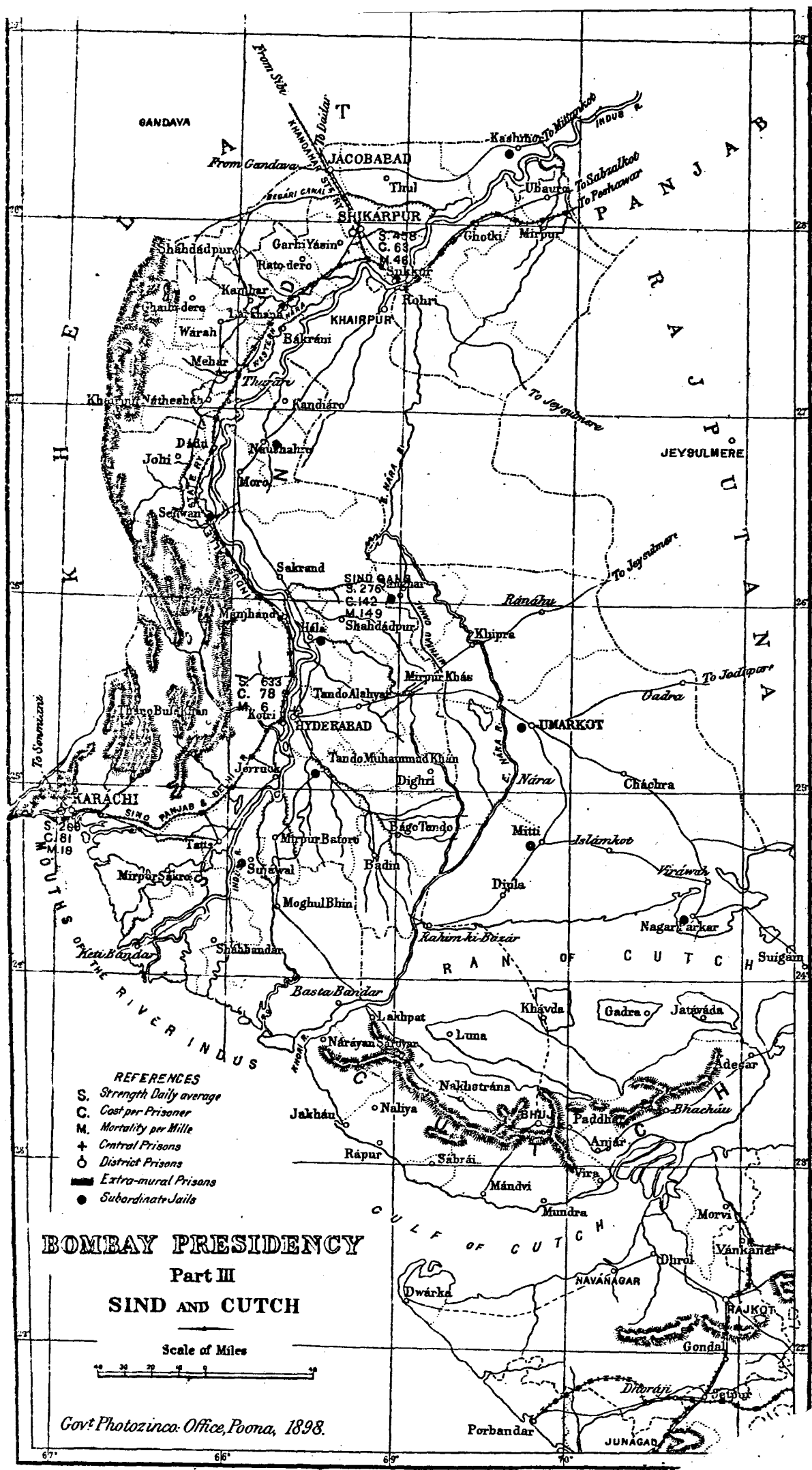
S. 288  
 C. 74  
 M. 10  
 BELGAUM

S. 109  
 C. 78  
 M. 0  
 KARWAR

**BOMBAY PRESIDENCY**  
 Part II  
**THE DECCAN, KONKAN AND KARNATIC**

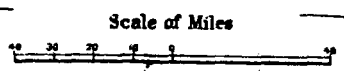


Govt Photozouco Office, Poona, 1898.



- REFERENCES**
- S. Strength Daily average
  - C. Cost per Prisoner
  - M. Mortality per Mille
  - + Central Prisons
  - District Prisons
  - Extra-mural Prisons
  - Subordinate Jails

**BOMBAY PRESIDENCY**  
 Part III  
**SIND AND CUTCH**



Govt. Photodupl. Office, Poona, 1898.

67° 66° 65° 64° 63° 62°

From

THE INSPECTOR-GENERAL OF PRISONS,  
BOMBAY PRESIDENCY;

To

THE SECRETARY TO GOVERNMENT,  
JUDICIAL DEPARTMENT,  
Bombay.

*Inspector-General of Prisons' Office :  
Bombay, 3rd May 1898.*

SIR,

I have the honour to submit the Annual Administration Report, together with the usual statistical tables, on the Prisons and Jails in the Bombay Presidency (including the Province of Sind and Settlement of Aden) for the year 1897.

### JUDICIAL.

2. During the period under report what was till recently the District Prison of Násik has been reduced to the status of a Subordinate Jail. This re-classification took place, however, so late during the past year that in the statistical tables annexed to this Report Násik figures as a District Prison. The classification at the close of the year 1897 of the Prisons and Jails of this Department stood as follows :—

Central Prisons	...	{ Yerrodda, Ahmedabad, Hyderabad,
Special Prisons	...	{ House of Correction, Bombay, Common Prison, Bombay, Thána, Aden.
District Prisons	...	{ Bijápur, Dhárwár, Dhulia, Karáchi, Kárwár, Rájkot, Ratnágiri, Shikárpur,
Extra-mural Prisons	...	{ Deccan Gang, Sind Gang,

and 29 Subordinate Jails.

3. The summary prefixed to the statements in the appendix gives a comparative view of the number of prisoners—convicted and under trial—in confinement during the years 1896 and 1897. The total population in Prisons, Jails, Lock-ups, and Civil Jails during the year under report, has been 98,108 as compared with 88,513 in 1896—an increase of 9,595; while the daily average population has risen from 8,248 in 1896 to 9,381 in 1897. The increase in the number of admissions into Lock-ups has been 1,121.

Statement No. I.—Number and disposal of convicts.

4. The table below refers to the admissions of convicted prisoners and is a summary of the statement marginally noted:—

	1896.			1897.		
	Males.	Females.	Total.	Males.	Females.	Total.
Number remaining on last day of previous year.	6,758	207	6,965	6,806	193	6,999
Imprisoned during the year.	10,877	583	11,460	14,252	858	15,110
Total	17,635	790	18,425	21,058	1,051	22,109
Grand Total	21,320	1,027	22,347	26,694	1,326	28,020
Daily average Number	6,889	211	7,100	7,573	187	7,760

5. The total number of convicts admitted into Prisons and Subordinate Jails during the year has been 20,705. In 1896 the number was 15,151. The daily average number for 1897 has been 7,760, while in 1896 it was 7,100. The crop failures of 1896 in some districts, and the dearness of food-grains in all, have been the cause of the rise in the figures. The statement referred to in the preceding paragraph is not, it should be explained, absolutely reliable, for there are some Lock-ups, in out-of-the-way parts of this Presidency, in which convicts sentenced to very short terms of imprisonment work out their sentences. This matter has already received the attention of Government, and information is being collected with a view to determining whether it is desirable that the above Lock-ups should be classed as Subordinate Jails.

6. A reference to the following table will show that there has been a large increase in the number of direct admissions into Prisons in 1897 as compared with the previous year:—

		1896.	1897.	Increase.	Decrease.	Total Increase or Decrease in each Province.
Bombay	Common Prison	2,571	2,700	129	...	+ 76
	House of Correction	447	334	...	113	
Deccan	Yerrowda	643	1,181	538	...	+ 2,009
	Násik	529	918	389	...	
	Dhulia	558	1,640	1,082	...	
Southern Marátha Country.	Deccan Gang	...	...	...	...	+ 405
	Bijápur	503	679	176	...	
	Dhárwár	380	609	229	...	
Konkan	Kárwár	128	257	129	...	+ 1,270
	Ratnágiri	90	223	133	...	
Gujarát	Thána	901	1,909	1,008	...	+ 360
	Ahmedabad	1,451	1,767	316	...	
	Rájkot	74	119	44	...	
Sind	Karáchi	658	612	...	46	- 391
	Hyderabad	874	786	...	88	
Aden	Shikárpur	1,408	1,151	...	257	- 9
	Sind Gang	1	1	...	...	
Aden		244	225	...	19	
Total		11,460	15,110	4,173	523	
Increase		...	...	3,650	...	

7. The Yerrowda, Ahmedabad, Thána, Dhulia, Násik, and Dhárwár Prisons show a large increase in the number of admissions, whereas the Sind Prisons exhibit a decrease. The increase in the number of convicts in the Prisons of the Presidency proper is due, as already explained in paragraph 5, to the crop failures of 1896 and consequent rise in prices of food-grains.

8. The number of female prisoners imprisoned during 1897 both in Prisons and Jails has been 1,126 against 810 in the year 1896, an increase of about 39 per cent.

9. The statement which follows gives the number and disposal of convicted prisoners during the past two years:—



	1896.			1897.		
	Males.	Females.	Total.	Males.	Females.	Total.
Transferred to other Prisons—						
To undergo sentence ... ..	3,363	120	3,483	3,752	108	3,860
For transportation beyond seas, &c. ...	123	8	131	26	1	27
Released on appeal ... ..	827	44	871	884	24	908
Do. on expiry of sentence ... ..	11,414	730	12,144	14,794	920	15,714
Do. under Remission Rules ... ..	1,538	42	1,640	1,412	31	1,443
Do. by order of Government on account of sickness ... ..	5	...	5	2	...	2
Do. on other grounds ... ..	18	3	21	1,480	136	1,616
Transported beyond seas ... ..	27	1	28	...	...	...
Transferred to Lunatic Asylums ... ..	8	...	8	11	...	11
Escaped ... ..	9	...	9	3	...	3
Executed ... ..	33	1	40	32	...	32
Died ... ..	231	6	237	288	5	293
Number remaining on 31st December.	7,115	200	7,315	7,997	207	8,204
Total ... ..	24,777	1,155	25,932	30,681	1,432	32,113

10. The number of transfers shows an increase over the figures of 1896. These transfers have been carried out mainly with the object of relieving overcrowding and would undoubtedly have been more numerous had it not been for the difficulties connected with the moves of prisoners, due to the existence of Plague in so many of our districts during the year under report. There has been a decrease in the number released under the mark rules, a circumstance for which the Jubilee releases of last June are of course mainly responsible. The number of prisoners released on account of sickness has been two—Government Resolution, Judicial Department, No. 3590, dated 5th May 1897—and both these were released from the House of Correction. Owing to the Plague restrictions no prisoners whatever have during the period under report been transported beyond the seas. Of the 1,616 prisoners released on other grounds, 1,603 were set at liberty on the occasion of the celebration of the Diamond Jubilee of Her Majesty the Queen-Empress in June last, while thirteen prisoners were released for reasons which appear in the 11 Government Resolutions noted in the margin. Three convicts escaped during the year from parties working outside the Prison walls and remained uncaptured when the year closed. Three condemned prisoners succeeded in escaping on the night of the 30th October last from the Prison of Shikárpur. As these prisoners—whose sentences were eventually commuted to transportation for life—were recaptured in the course of a few hours they do not figure in the statement with which the present paragraph deals. In paragraph 15 of this Report further information regarding these Shikárpur escapes will be found. The number of prisoners executed during the year under report has been 32, or eight less than during the previous year. There were in our Prisons at the close of the year 69 Burman prisoners and three State prisoners. Of the latter one was in the Yerrowda Central Prison, one in the Ahmedabad Central Prison, and one in the Bombay House of Correction. The last named has since the close of the year under report been removed under the orders of Government to the Thána Prison.

Government Resolution, Judicial Department, No. 6273 of 28th August 1897.

Government Resolution, Judicial Department, No. 8221 of 11th November 1897.

Government Resolution, Judicial Department, No. 4156 of 1st June 1897.

Government Resolution, Political Department, No. 1209 of 17th February 1897.

Government Resolution, Judicial Department, No. 3679 of 14th April 1897.

Government Resolution, Political Department, No. 2540 of 20th April 1897.

Government Resolution, Judicial Department, No. 3322 of 27th April 1897.

Government Resolution, Judicial Department, No. 3654 of 7th May 1897.

Government Resolution, Judicial Department, No. 4310 of 8th June 1897.

Government Resolution, Judicial Department, No. 7539 of 15th October 1897.

Government Resolution, Political Department, No. 5536 of 9th September 1897.

11. The classification, according to religion, of convicts admitted into Prisons and Jails shows that there has been a large increase in the number of Hindus and Sikhs admitted, and that the number of illiterate persons admitted has also increased. Of the 179 juveniles admitted, (of whom 6 had been previously convicted), 131 were sentenced to terms of imprisonment of one month and under ; 39 to terms of above one month and not exceeding six months ; and 9 to terms in excess of six months' imprisonment.

Statement No. II.—Religion, age, education and previous occupation of convicts.

The subjoined table, which summarises a portion of the contents of Statement II of the Appendix, shows the occupation of male convicts previous to their admission into Prison or Jail, and contains the figures of the free population according to the last census. There has been a slight decrease in the number admitted under the head of "Commerce and trade" and a heavy increase under the heads of "Engaged in agriculture and with animals," and "Miscellaneous" under which are included mendicants, and it is but natural to expect that the pinch of hunger caused by the disastrous crop failures of 1896 should drive many of the two last named classes into the commission of acts of crime.

	1896.				1897.			
	Census (1891).	Number admitted during the year.	Percentage of number admitted to free Population.	Percentage to Total Prisoners admitted.	Census (1891).	Number admitted during the year.	Percentage of number admitted to free Population.	Percentage to Total Prisoners admitted.
Employed under Government or Municipal or other local authorities ... ..	878,041	503	0.133	3.5	878,041	671	0.177	3.4
Professional persons ... ..	219,603	834	0.036	2.3	219,603	556	0.253	2.8
In service or performing personal offices ... ..	264,859	2,730	1.030	19.0	264,859	3,544	1.338	18.1
Engaged in agriculture and with animals ... ..	5,752,769	6,642	0.115	46.3	5,752,769	9,428	0.164	48.2
Engaged in commerce or trade ... ..	456,657	1,145	0.250	8.0	456,657	1,104	0.242	5.6
Do. mechanical arts, manufactures, and engineering operations, &c., &c. ... ..	2,078,026	1,200	0.058	8.4	2,078,026	1,308	0.067	7.1
Miscellaneous persons not classed otherwise ... ..	644,026	1,787	0.277	12.5	644,026	2,878	0.447	14.8
<b>Total ...</b>	<b>9,793,981</b>	<b>14,341</b>	<b>0.146</b>	<b>100.0</b>	<b>9,793,981</b>	<b>19,579</b>	<b>0.200</b>	<b>100.0</b>

12. The table which follows compares the sentences of the convicts admitted into the Prisons and Jails during the past two years. All the heads exhibit an increase in the number of admissions, the most marked being that under the head "Not exceeding one month." The number sentenced to death also exhibits a large increase, and a reference to the close of paragraph 13 of the Report for 1896 will show that this was more or less anticipated :—

Statement No. III.—Nature and length of sentence.

The number sentenced to death also exhibits a large increase, and a reference to the close of paragraph 13 of the Report for 1896 will show that this was more or less anticipated :—

	Not exceeding 1 month.	Above 1 and not exceeding 3 months.	Above 3 months and not exceeding 6 months.	Above 6 months and not exceeding 1 year.	Above 1 year and not exceeding 2 years.	Above 2 years and not exceeding 5 years.	Above 5 years and not exceeding 10 years.	Exceeding 10 years.	SENTENCED TO TRANSPORTATION BEYOND SEAS.		Sentenced to death.	Total.
									For life.	For a term.		
1896 ...	5,871	3,802	2,746	1,598	735	527	159	7	115	49	44	15,151
1897 ...	8,526	4,212	3,570	1,982	1,017	797	286	23	141	85	66	20,765
Ratio per cent. to number admitted direct into Jails. { 1896 ...	53.7	21.8	18.1	10.6	4.9	3.6	1.0	...	0.8	0.3	0.3	100.0
{ 1897 ...	41.2	20.3	17.2	9.6	4.9	3.9	1.4	0.1	0.7	0.4	0.3	100.0

13. As regards the nature of the imprisonment awarded, the annexed table shows an increase under the first three heads and a decrease under the last :—

	1896.	1897.
Sentence of simple imprisonment ... ..	642	951
Do. rigorous imprisonment ... ..	14,382	19,631
Do. do. with solitary confinement ... ..	35	38
Do. do. with whipping ... ..	92	85
Total ...	15,151	20,705

14. Of 2,155 previously convicted prisoners admitted during the year under report, 1,658 were recognized before trial as old offenders, while 475 were so recognized subsequent to trial. The number who during the past year confessed themselves to be old offenders exhibits, compared to the figures for 1896, a very heavy decline :—

1	2	3	4	5	6	7	8
Number.	Prisons.	Number of Convicts admitted during the year.	The number of Convicts in column 3 identified as reconvicted or habitual offenders before conviction and whose previous convictions appear in the records of proceedings at the trial.	Number of Convicts in column 3 not so identified and whose previous convictions did not so appear, but who were after arrival in Jail identified by Jail Officials as having been previously convicted.	Number of Prisoners who confessed themselves to be habituals.	Total of columns 4 to 6.	Of the Prisoners shown in column 7 the number classified by Courts as habituals.
1	Common Prison ...	2,700	396	224	...	620	254
2	House of Correction	334	179	15	...	194	144
3	Yerrowda...	1,181	99	29	3	131	49
4	Násik ...	918	88	11	2	101	20
5	Dhulia ...	1,640	121	19	...	140	77
6	Deccan Gang ...	...	...	...	...	...	...
7	Bijápur ...	679	61	7	...	68	29
8	Dhárwár ...	609	38	26	3	67	57
9	Kárwár ...	257	30	1	...	31	19
10	Ratnágiri...	223	38	...	1	39	39
11	Thána ...	1,909	113	24	...	137	137
12	Ahmedabad ...	1,767	161	19	...	180	41
13	Rájkot ...	118	10	2	...	12	...
14	Karáchi ...	612	67	35	13	115	48
15	Hyderabad ...	786	80	7	...	87	87
16	Shikárpur ...	1,151	160	52	...	212	64
17	Sind Gang ...	1	...	...	...	...	...
18	Aden ...	225	17	4	...	21	2
	1897...	15,110	1,658	475	22	2,155	1,067
	Total ... 1896...	11,460	1,456	551	141	2,148	952
	1895...	11,187	1,547	446	9	2,002	1,204

15. A reference to the statement marginally noted, which relates to Subordinate Jails as well as to Prisons, will show that, dealing with those escaped prisoners who were recaptured before the year closed as well as with those who on that date remained still at large, in all eleven prisoners have escaped from within, or from parties of prisoners working outside, the walls of Prisons and Jails during 1897.

Statement No. V—Escapes and recaptures.

*Shikárpur.*—At about 4 A. M. on the 30th October last, a Convict Overseer on patrol duty observed that a roughly constructed ladder was standing against a corner of the enclosure wall in the neighbourhood of the condemned cells. He immediately gave the alarm when it was speedily discovered that three convicts, who had been occupying the condemned cells, were missing. The condemned cells in the Shikárpur Prison each consist of a cell with, in front, a small yard enclosed at the sides, front, and top, with iron bars. From the statements of the recaptured prisoners, and as the result of further investigation, it would appear that two of the runaways succeeded in forcing their way through the iron barred tops of their cell yards, thereafter assisting the third prisoner to do the same. The three prisoners then proceeded to unroof a vacant solitary cell adjoining the condemned cells, and with the material thus obtained constructed a rough ladder with the aid of which, supplemented by their blankets, the prisoners succeeded in scaling the main enclosure wall and dropping into the adjoining prison garden, though in doing so one of the three fractured his leg. Three convict officers who were, in connection with the above escapes, deemed to have shown a want of vigilance, were reduced. Cells containing prisoners under sentence of death are invariably placed in charge of a special Police sentry and this was the case as regards the Shikárpur condemned cells on the above occasion. The District Superintendent of Police accordingly held an enquiry into the matter, but—being satisfied that, from the structural arrangements of the Shikárpur Prison in the neighbourhood of the condemned cells, it was possible for a prisoner confined therein to escape without attracting the notice of the sentry on duty—he did not deem it right to punish any of his subordinates who were on duty on the above occasion. When first I heard that, in the case of these Shikárpur escapes, the prisoners stated that they had forced their way through the barred tops of the enclosed yards of their cells, I was extremely sceptical as to the truth of what they said, for I regarded such a feat as an impossibility. After recapture, however, one of the three men in the presence of the District Superintendent of Police and of the Superintendent of the Prison repeated the performance of wriggling his way through the bars in question. Steps have already been taken to remove the elements of insecurity in the arrangements of the Shikárpur condemned cells which the above incidents brought to light. The three prisoners who escaped as above were all recaptured within forty-eight hours.

*Thana.*—One of the prisoners in the hospital on the night of the 27th June last succeeded in making his way through the roof of the hospital latrine, and let himself down the enclosure wall—the hospital is situated on a level with the top of the enclosure wall—with the aid of a piece of cotton tape which he had removed from a cot in the hospital, thus effecting his escape. The warder who was in charge of the hospital at the hour that the prisoner escaped was prosecuted and sentenced to two months' simple imprisonment. The prisoner was recaptured within less than a fortnight.

16. Of the escapes from outside Prison walls one occurred at each of the Prisons of Karáchi, Hyderabad, and Shikárpur. In the case at Shikárpur the warder responsible was dealt with departmentally and dismissed; in that of Karáchi the warder was prosecuted, found guilty, and sentenced to a fine of Rs.100, or four months' simple imprisonment; at Hyderabad the warder who was held to blame was, though a prosecution before a Magistrate failed to secure a conviction, dismissed from his employment. Of the four prisoners who escaped from outside the Umákot Subordinate Jail, all were recaptured.

17. The statement marginally noted shows the offences committed by convicts in prison and the punishments inflicted on them. From the summary given below it will be seen that the number of offences dealt with by Crimi-

Statement No. VI.—  
Offences and punishments.

nal Courts has fallen when compared with the previous year, a period during which an outbreak in one of our Prisons helped to run up the figures under this head. Details of those offences which were dealt with by the Courts are given in the margin. The total offences exhibit a large increase, a circumstance to be more or less expected when the increase in the number of prisoners admitted is borne in mind.

Offences dealt with—	1896.		1897.	
	By Criminal Courts		By Superintendents.	
Escapes, mutiny and assaults ... ..	12	8	3,143	2,091
Refusing to work ... ..	8	3	1,080	251
Introducing prohibited articles into the Prison. ... ..	3	23	80	104
	—	—	2,230	411
	59	23	4,657	2,857
			1,493	6,533
			2,371	639
			660	316
			123	101
			1,503	437
Total...	4,657	1,493	6,533	2,857

18. With an increase in the number of offences a corresponding increase in the number of punishments must be looked for. The subjoined table summarises the punishments and contrasts them for the past two years. "Penal diet with solitary confinement" and "Fetters and hand cuffing behind or to a staple" appear to have been much more frequently resorted to than during the year 1896. The Yerrowda Central Prison Superintendent has awarded 861 out of a total of 970 of the former and 869 out of a total of 1,140 of the latter class. The number of warnings has not very far from doubled. The number of "Corporal punishments" shows a trivial decrease. In the Hyderabad Central Prison the total number of punishments rose from 1,046 in 1896 to 2,248 in the year under report, the whippings which were 13 in the earlier having numbered 26 in the later period. In the earlier months of the past year there was in this Central Prison a recrudescence of that spirit of pronounced insubordination which in former reports I have spoken of as having at one time been a distinguishing feature of many of the Hyderabad prisoners. This spirit of insubordination, of refusal to obey orders, was to be found chiefly among the prisoners detailed for canal clearance work in the neighbourhood of Hyderabad. In the first two months of the past year out of 14 whippings inflicted in the Hyderabad Central Prison 12 were awarded to prisoners who refused to go on canal clearance operations. As regards the increase of punishments all round in Hyderabad the cause is not far to seek. Surgeon-Captain James Jackson, the late Superintendent of Hyderabad Central Prison, who has recently been promoted to the Superintendency of the Central Prison of Yerrowda, very early in the year under report set to work to introduce on parades, among working parties, and in barracks what is known as the "silent system", an up-hill struggle, when the chattering proclivities of our warders and prisoners alike are borne in mind, and I must admit that when inspecting the Hyderabad Central Prison during the early weeks of the present year I was as much surprised as pleased to observe the result of the above officer's strenuous efforts in the direction indicated. Out of the total of 2,248 punishments awarded to prisoners in the Hyderabad Central Prison during the past year, 750, or almost exactly one-third, were due to misconduct on parades and talking, while out of a total of 214 punishments awarded to convict officers no less than 171 were for slackness on parade. Of the total number of 2,248

punishments, awarded during the year in the Hyderabad Central Prison, 1,793, or almost exactly four-fifths, were punishments of a minor character, 362 of these latter having consisted of warnings. I have thought it right, in view of the great increase in the number of the punishments in the Hyderabad Central Prison, to enter somewhat closely into the figures with which, in my foregoing remarks, I have ventured to deal:—

Punishments inflicted—		1896.	1897.
By Criminal Courts ... ..		59	23
By Superintendents.			
Minor.	Warnings ... ..	1,005	2,005
	Penal diet ... ..	593	364
	Separate cellular and solitary confinement... .	399	491
	Hand-cuffing and link fetters ... ..	359	742
	Other punishments... ..	2,241	2,931
Total ...		4,657	6,533
Major.	Separate cellular and solitary confinement... .	162	204
	Penal diet with solitary confinement ... ..	312	970
	Fetters and hand-cuffing behind or to a staple.	372	1,140
	Corporal punishments ... ..	139	135
	Other punishments... ..	508	408
Total ...		1,493	2,857
Grand Total ...		6,209	9,413

19. A table giving the particulars of the number of stripes inflicted in Prisons, when corporal punishment has been awarded, is given below. The award of a whipping of from 5 to 10 stripes, save of course in those cases in which it may be deemed right on medical grounds, in the course of the infliction of the punishments, to stay a large proportion of the latter as awarded, is a form of punishment the desirability of which is in my opinion open to question, and it would, I think, be more conducive to discipline were Superintendents to have recourse to some form of punishment other than that of a light whipping when dealing with offences for which 5 to 10 stripes of a cane have hitherto, in the cases under reference, been awarded.

	1	2	3					4	5	6			
			TOTAL NUMBER OF PRISONERS PUNISHED BY WHIPPING.							Percentage of Column 3 to Column 1.	Percentage of Column 3 to Column 2.	Number of Prisoners in whose case (a) Death or (b) Illness was directly or indirectly the effect of Corporal Punishment.	
			5 to 10 stripes.	Above 10 to 15.	Above 15 to 20.	Above 20 to 25.	Above 25 to 30.					Grand Total.	(a) Death.
Total ...	1896...	18,668	6,006	17	49	32	13	28	139	0·7	2·3	...	...
	1897...	22,868	9,270	13	51	35	21	14	134	0·6	1·4	...	...

\* The 6 figures include the number of prisoners moved from Prison to Prison within the Department.

20. Subjoined is a statement showing the number of cases in which fetters have been imposed during the year. The number in the preceding year was 3,547, whereas in the year under report it has risen to 4,788, an increase of 1,241. The increase in the Prison population, and the fact that it was considered desirable, in cases where, to relieve overcrowding inside the barracks, prisoners had to sleep in the verandahs of the latter, to fetter certain of such prisoners, accounts for the rise in the figures:—

	Total Number of Convicts confined.		Number of Cases in which Fetters were not imposed or worn.		Number of Cases in which Fetters were imposed or worn.		LENGTH OF TIME FOR WHICH FETTERS WERE IMPOSED OR WORN.											
							Under 1 month.		One to three months.		Three to six months.		Six to twelve months.		Over twelve months.		Total.	
	M.	F.	M.	F.	M.	F.	M.	F.	M.	F.	M.	F.	M.	F.	M.	F.		
Total	24,986	1,156	20,198	1,156	4,788	...	1,440	...	1,151	...	869	...	538	...	790	...	4,788	...

21. The number of prisoners under the mark rules released during the year has been 1,443, a decrease of 197 as compared with the figures for the year 1896. The decrease is, as already explained in paragraph 10 of this Report, mainly due to the Jubilee releases of last June which set at liberty many prisoners who in the latter half of the year would otherwise have been released under the remission system. The following table summarises the results of the mark system for the past five years :—

	1893.	1894.	1895.	1896.	1897.
Number on mark rolls released...	1,139	1,651	1,884	1,640	1,443
Percentage of the number on mark rolls released to the number under sentence of one year and upwards ...	99.1	98.8	99.3	99.3	98.2

22. With a daily average population of 7,573 males and 187 females in Prisons and Subordinate Jails, 748 males and 13 females have been employed as Prison Officers. The proportion of Prison Officers amongst the female prisoners is greater than amongst the males, as in some Prisons where the number of female prisoners is so limited as to fail to justify the employment of a paid matron, a female Convict Officer carries on the duties ordinarily allotted to a Prison matron. The number of punishments awarded to male Convict Officers during 1897 has been largely in excess of that during the previous year, the figures showing an increase from 529 to 757, a circumstance which, bearing in mind what I have written in paragraph 18 of this Report in connection with the Hyderabad Central Prison, I attribute mainly to the increased demands—not always met with success—made upon the vigilance of our Convict Officers by reason of the increased Prison population.

23. The statement marginally noted shows the diet scales which, having received the sanction of Government, were brought into force on the 1st January 1897. So far they appear to have worked satisfactorily, though in thus recording my opinion I do not mean to convey that as time goes on it will not be found desirable to modify them here and there.

24. This statement deals with under-trial prisoners in Prisons, Subordinate Jails, and Lock-ups. The three State prisoners referred to in paragraph 10 of this Report have been included amongst the under-trials in Statement No. XVIII.

25. There has been a large increase both in the number of males and females admitted as under-trial prisoners into Prisons, Subordinate Jails and Lock-ups. This increase is of course mainly ascribable to the same causes—crop failures and famine—as those which, as pointed out in paragraph 5 of this Report, have so largely added to the numbers of our convicted prisoners during the past year.

26. The particulars regarding civil prisoners are shown in the table which follows :—

	1896.			1897.		
	Males.	Females.	Total.	Males.	Females.	Total.
Number remaining at close of previous year ...	139	...	139	89	...	89
Number received during the year...	1,739	4	1,743	894	5	899
<b>Total Population</b> ...	<b>1,878</b>	<b>4</b>	<b>1,882</b>	<b>983</b>	<b>5</b>	<b>988</b>
Released during the year ...	1,788	4	1,792	902	5	907
Died ...	1	...	1	1	...	1
Remaining on 31st December ...	89	...	89	80	...	80
<b>Daily average number</b> ...	<b>116</b>	<b>...</b>	<b>116</b>	<b>62</b>	<b>...</b>	<b>62</b>
	<b>Total Cost.</b>		<b>Cost per head of average strength.</b>	<b>Total Cost.</b>		<b>Cost per head of average strength.</b>
	<b>Rs. a. p.</b>	<b>Rs. a. p.</b>	<b>Rs. a. p.</b>	<b>Rs. a. p.</b>	<b>Rs. a. p.</b>	<b>Rs. a. p.</b>
	8,249 1 7	71 1 10	7,936 4 10	128 0 1		

27. The number of prisoners admitted, as well as the daily average number, has been less in the year under report than in 1896. Looking to the scarcity that prevailed, it was perhaps to be expected that there would have been an increase in the numbers over those for 1896. In the matter of civil prisoners, however, high prices of food-grains, while having a tendency doubtless to drive men into debt and possibly into a Civil Jail, make it so much more expensive for a creditor to indulge in the luxury of putting his debtor into durance vile, by reason of the former having to pay for the feeding of the latter while in the Civil Jail, that I imagine the high prices of food stuffs, obtaining generally all over the Presidency during the year under report, must have caused many a creditor to think twice before taking steps to curtail the liberty of his debtor. The decrease has been chiefly in the Civil Jails of Bombay, 446, Poona, 89, Thána, 80, and Surat, 60, all of them places scourged by the Plague which, interfering as it did so very largely with business transactions, had a distinct tendency to reduce the population of the Civil Jails within the area of its ravages. There has only been one death in a Civil Jail during the past year, this having occurred at Kárwár. The total cost of maintenance of civil prisoners has been Rs. 7,936-4-10 and the average cost per prisoner Rs. 128-0-1 against Rs. 8,249-1-7 and Rs. 71-1-10 respectively in 1896. A lower daily average has, in a measure, increased the average cost per prisoner.

### FINANCIAL.

28. The statements marginally noted deal with the gross expenditure on account of all classes of criminal prisoners, including under-trial prisoners, in Central and District Prisons, Subordinate Jails, and Lock-ups. The cost of Police and Military Guard is omitted from the expenditure, and the realizations from the Prison and Jail Gardens are deducted from the dieting charges.

29. The subjoined table compares the expenditure for the past two years :—



	1896.			1897.		
	Rs.	a.	p.	Rs.	a.	p.
Average number of prisoners ...	8,132			9,319		
Establishment ...	2,29,722	0	0	2,29,631	0	0
Cost per prisoner ...	28	4	0	24	10	3
Dieting charges ...	2,36,673	0	0	4,08,968	0	0
Cost per prisoner ...	29	1	8	43	14	2
Hospital charges ...	23,668	0	0	29,114	0	0
Cost per prisoner ...	2	14	7	3	2	0
Clothing and bedding of prisoners ...	25,301	0	0	29,538	0	0
Cost per prisoner ...	3	1	9	3	2	9
Sanitation charges ...	13,748	0	0	14,074	0	0
Cost per prisoner ...	1	11	1	1	8	2
Charges for moving prisoners ...	17,073	0	0	24,117	0	0
Cost per prisoner ...	2	1	7	2	9	5
Charges for other miscellaneous services and supplies ...	18,550	0	0	22,395	0	0
Cost per prisoner ...	2	4	6	2	6	5
Travelling allowances ...	2,359	0	0	1,802	0	0
Cost per prisoner ...	0	4	7	0	3	1
Contingencies ...	5,860	0	0	5,858	0	0
Cost per prisoner ...	0	11	6	0	10	1
Extraordinary charges for live-stock and tools and plant likely to last for 3 years and upwards ...	4,392	0	0	4,045	0	0
Cost per prisoner ...	0	8	8	0	6	11
Grand Total of expenditure ...	5,77,346	0	0	7,69,542	0	0
Cost per prisoner ...	70	15	11	82	9	3

30. There has been a slight decrease under the head of Establishment, due chiefly to the pension portion of the stipend paid to the Superintendent of the Central Prison, Yarrowda—Brigade-Surgeon-Lieutenant-Colonel S. M. Salaman having continued in charge of that appointment after his retirement upon pension—not having been charged to the establishment.

31. The table which follows shows the rise in the average rates of the chief food-grains—caused by the crop failures of the autumn of 1896—in the year 1897 over the average rates for the preceding year:—

	Average Rate per Rupee.					
	1896.			1897.		
	Lbs.	ozs.	s.	Lbs.	ozs.	s.
Rice ...	19	11		16	3	
Wheat ...	22	2		15	0	
Bājri ...	27	11		19	14	
Jowāri ...	29	15		22	0	
Dāl ...	20	11		12	12	

32. The average cost of dieting charges per prisoner has been Rs. 43-14-2 as compared with Rs. 29-1-8 in 1896, an increase of more than 50 per cent. The payment of a total sum

Dieting charges.

of Rs. 16,528-7-2½ to a number of contractors as compensation (Government Resolution, Judicial Department, No. 5219, dated 16th July 1897), for a portion of the heavy losses which they suffered whilst provisioning the Prisons and Jails in 1896-97, has helped to swell the expenditure under this head. In paragraph 34 of the Report for 1896 I mentioned how, in view of the very high rates for food-grains obtaining all over this side of India, in the month of March 1897 I had refrained from entering into any agreements with our food contractors for the usual period of one year from the 1st of April, but had entered into four-month contracts in the hope that by the end of the month of July the monsoon would be fairly established, and that rates would fall all round, and Government, in paragraph 6 of Government Resolution, Judicial Department, No. 7468 of 13th October 1897, in reviewing the Report in question, were pleased to approve of my action in the matter. When the end of last July approached, taking Western India as a whole, food-grain prices showed but slight tendencies to collapse in the way I had hoped for, and, indeed, in some parts showed symptoms of rising. Accordingly I again had recourse to what I am willing should be called a hand-to-mouth policy, contracting in some cases for the provisioning of a Prison for two months, and in others for three, renewing in the former cases the contract for a third month. In this manner one scrambled along till, with the approach of November, that decline in prices, for which I had looked a number of weeks previously, at last made its appearance, with the result that I entered into a number of agreements for provisioning our Prisons for the remaining portion of the contract, i.e., the official year. I cannot pretend that the saving accruing to Government from my proceedings as above is as substantial as, when giving expressions to my hopes in paragraph 34 of the Report for 1896, I anticipated, but I can at all events claim that—compared to what would have been our outgoings under the head of Dieting charges had I in March 1897 entered into a number of provisioning contracts for an entire year—what I have called my hand-to-mouth policy has resulted in a saving to Government of not less than Rs. 15,400. I am quite ready to admit that with the failure of another monsoon things might have turned out very much the other way, but I was prepared to take the risk of that, and, if the Fates were against me, to face the responsibility of, while striving to save the money of Government, having put them to extra expense. In all Prisons the cost of dieting has naturally been very much higher during the year under report than in that preceding it. The rise is not so great in the Sind Prisons as in those of the Presidency proper. Sind had bumper crops at a time when the cry of crop-failure was going up over a wide area of the Presidency proper. This circumstance did not, however, prevent a heavy rise in prices in Sind owing to the export of food-grains from that Province. To old stagers, like myself, who can remember the famine of 1876-77 the fact is borne home very forcibly that if in this country the extended Railway communications of the last twenty years have rendered such extraordinary high prices as in those days prevailed in some parts—and notably at Bijápur and Sholápur—on this side of India a thing of the past, so too those extended Railway communications have killed off the low prices which ruled at that time in districts that during the period to which I am referring had been blessed with abundant crops. In the city of Bombay the cost of rations per convict in the years 1897 has been Rs. 50-7-10 against Rs. 29-1-11 in 1896; in the Deccan Rs. 43-11-11 against Rs. 24-8-2; in the Southern Marátha Country Rs. 47-11-4 against Rs. 31-1-7; in the Konkan Rs. 44-5-6 against Rs. 22-11-3; in Gujarát Rs. 41-9-3 against Rs. 28-5-1; in Sind Rs. 40-2-4 against Rs. 34-5-7, and in Aden Rs. 59-12-2 against Rs. 48-5-2. Owing to the famine prices that were ruling for the greater portion of the year under report no purchases of grain for storing purposes were effected.

33. The gardens attached to Prisons and Jails have proved very productive during the year under report. The value of

Gardens.

vegetables supplied for the use of the prisoners from these gardens has been Rs. 18,542-7-8 against Rs. 12,269-2-7 in 1896.

34. The hospital charges per prisoner have increased by three annas and five pies per head. As the dieting of the sick is included under this head, the chief cause of the increase, in view of what has been stated above, is apparent. In the year under report the average cost per head has been Rs. 3-2-0 and in the Thána, Ratnágiri, Aden and Hyderabad Prisons the charges have respectively been Rs. 7-10-3, Rs. 8-2-7, Rs. 8-5-11 and Rs. 5-5-8. The cost per head of daily average number sick has been Rs. 22-6-11 as compared with Rs. 89-7-9 in 1896.

Hospital charges.  
 35. The increase under this head is due to the increased number of admissions. There is now a plentiful supply of clothing in hand, and a decrease under this item may fairly be anticipated when the Report for the current year makes its appearance.

Clothing and bedding of prisoners.  
 36. With an increased daily average the cost per prisoner under this head which is more or less made up of fixed charges, is, as might be expected, a trifle lower than in 1896. The eccentricities of the water charges of the Yerrowda Central Prison—a subject on which I have commented in previous Annual Reports—again come to the fore. As Government are aware, the water-supply to the Prison in question is gauged by meter. In 1896, when the daily average number of prisoners at Yerrowda was 1,465, the water charges amounted to Rs. 5,502. In 1897, when the daily average number of prisoners has been 1,772, the charges have only amounted to Rs. 4,966.

Sanitation charges.  
 37. Amongst the items which are included under this head is that of road subsistence to convicts. The railway fares, &c., given to convicts released at the Jubilee have mainly contributed to the increase in the expenditure.

Charges for moving prisoners.  
 38. The Jubilee releases of last June, amongst which were included a large number of Convict Officers who received their deferred pay when set at liberty, have contributed very largely to the increased expenditure under the marginally noted head, under which is grouped "Money payments as rewards for recaptures and services." In 1896 the total charges under this last named minor head amounted to Rs. 2,430; while in 1897 they have risen to Rs. 5,222.

Charges for other miscellaneous services and supplies.  
 39. The Deccan and Sind Gangs have not moved camp during the year, and owing to the existence of the Plague in various localities transfers of prisoners have been much restricted. The number of Prison officials travelling on duty has, therefore, been limited, and this circumstance accounts for the decrease under this head.

Travelling allowances.  
 40. "Contingencies and Extraordinary Charges" exhibit a decrease both in the total expenditure and the average cost per prisoner, though in the first named case the decline in the total expenditure is the infinitesimally small one of Rs. 2. It has not been found necessary to make any substantial purchases of dead-stock articles during 1897, a fact which accounts for the decrease under the head "Extraordinary Charges."

Contingencies and extraordinary charges.  
 41. The total cost per prisoner has been Rs. 82-9-3 as compared with Rs. 70-15-11 in 1896, an increase of Rs. 11-9-4. This increase, as will have been gathered from the contents of paragraph 32, has been altogether due to the high prices paid for food-grains. In controllable charges, such as "Contingencies" and "Extraordinary Charges," there has been, as already pointed out, a decrease in the expenditure, notwithstanding that the number of prisoners admitted and the daily average number of prisoners has been higher than in the year 1896.

Statement No. XI.—Employment of convicts.  
 42. The following table compares the employment of convicts for the year under report with that for the preceding year:—

			Average number under sentence of labour.	Sick and convalescent.	Average number not employed for other reasons.	On unremunerative labour.	Prison officers.	Prison servants.	Gardening.	Grinding grain and preparing articles for Prison use.	On additions, alterations, &c., and repairs to Prison buildings.	Manufactures.	Extra-mural labour.
<i>Prisons.</i>													
1896	Number	{ ...	6,752	530	123	340	75 <sup>8</sup>	718	386	1,251	219	1,837	598
	Percentage	{ ...	100	7.9	1.8	5.0	11.2	10.6	5.7	18.5	3.2	27.3	8.9
1897	Number	{ ...	7,289	456	309	498	760	741	481	1,353	295	2,086	315
	Percentage	{ ...	100	6.3	4.2	6.8	10.4	10.2	6.6	18.6	4.0	28.6	4.3
<i>Subordinate Jails.</i>													
1896	Number	{ ...	264	14	16	6	5	40	68	43	4	69	9
	Percentage	{ ...	100	5.3	6.0	2.3	1.9	15.2	25.8	16.3	1.5	22.3	3.4
1897	Number	{ ...	377	21	28	15	1	60	88	69	4	82	9
	Percentage	{ ...	100	5.6	7.4	4.0	0.3	15.9	23.3	18.3	1.1	21.6	2.4

43. Dealing with Prisons apart from Subordinate Jails, it will be seen from the above table that the total daily average number of prisoners sentenced to labour has increased by 537, *i.e.*, from 6,752 in 1896 to 7,289 in 1897. With an increased daily average number there has been a rise in the number shown under all the remaining heads save those of "Sick and Convalescent" and "Extra-mural." The figures under "Average number not employed for other reasons" include prisoners under punishment. Under the head "Unremunerative labour" there has been an increase of 153, which, in view of the overcrowded condition of a number of our Prisons during the year, might well have been greater, for in ordinary times the provision of an adequate supply of remunerative labour for our prisoners is no easy matter. The percentage of those employed in "grinding grain and preparing other articles for prison use" remains almost exactly the same as during the previous year. The numbers under the head of "Extra-mural" have fallen, owing to the Deccan Gang having been without remunerative employment throughout the past year. In Subordinate Jails the average number of prisoners sentenced to labour has risen from 264 in 1896 to 377 in the year under report.

44. This statement shows the net cash earnings of convicts sentenced to labour. The earnings have amounted during 1897 to Rs. 61,753 against Rs. 98,228 during 1896, a decrease of Rs. 36,475. The average earnings of each prisoner sentenced to labour have been Rs. 8-1-0 and the average earnings of each prisoner employed on Jail manufactures have been Rs. 24-12-0, against Rs. 14-0-0 and Rs. 39-3-0, respectively, in the previous year. The following table shows the cash earnings for the past two years and is a summary of the figures of column 11, Statement No. XII, grouped under the different heads:—

	1896.	1897.
	Rs.	Rs.
Factory ... ..	47,081	29,662
Extra-mural labour ... ..	49,448	30,783
Building and repairing Prisons ... ..	366	169
Subordinate Jails ... ..	1,333	1,139
Total ... ..	98,228	61,753

45. The figures in connection with the Factory operations exhibit a decrease of Rs. 17,419, due to a falling off in orders caused by the Plague, and, I think I may add, the War on the Frontier. The net profit on manufactures in the Yerrowda Central Prison has been Rs. 8,722 in 1897 as compared with Rs. 15,505 in 1896; in the House of Correction, Bombay, Rs. 3,371 against Rs. 7,758; in the Thána Prison Rs. 3,620 against Rs. 3,742; in the

Karáchi Prison Rs. 1,610 against Rs. 4,379; and in the Hyderabad Central Prison Rs. 1,399 against Rs. 2,405. In the Yerrowda Central Prison, the difficulty in securing raw materials owing to the Plague restrictions much hindered the progress of the Factory work. In the House of Correction the use of the worksheds for the treatment of Plague cases during the outbreak of that disease in February 1897 in the Prison under reference, threw the working of the Factory quite out of gear; while the ordinary patrons of the institution seemed to fight shy of purchasing from the House of Correction articles manufactured in a Prison in which it was well known that the Plague had for a time secured a footing. In the Karáchi Prison a very remunerative form of labour, *viz.*, sand excavation, had to be discontinued, as Plague broke out very virulently in the quarter from which the sand was procured. In Hyderabad, communication between the town and the Central Prison was, on Plague grounds, practically cut off for a greater portion of the year. In the Ahmedabad Central Prison, which is situated in a district which has practically escaped the Plague, the profits on manufactures rose from Rs. 3,770 in 1896 to Rs. 4,651 in 1897. The realizations from extra-mural labour during the year under report show a decrease of Rs. 18,665 when compared with the earnings under the head for 1896.

46. The cash earnings of the Deccan Gang for 1896 were Rs. 11,820; in 1897 the prisoners of the Deccan Gang have really earned nothing, as remunerative labour could not be found for them; though Rs. 5,734-9-5, an outstanding debt due by a contractor for convict labour supplied to him from the Gang in 1895, has been recovered during the past year, and is shown as the Gang's earnings for 1897. The Deccan Gang, however, has not been altogether idle during the past year, having been engaged in the philanthropic work of aiding the more impoverished class of cultivators in the immediate neighbourhood of the camp by clearing old or digging new wells, preparing land for cultivation by digging, &c., &c. It will be within the memory of Government that the Gang was engaged in making a portion of the Amalner-Párola Road when, in December 1896, it was deemed necessary, at somewhat short notice, to turn the above project into a Famine Relief Work, the labours of the prisoners thereon being stopped. Though the Gang has during the past year been earning nothing for Government, I have found it extremely useful as a safety-valve so to speak, as by several substantial transfers thither of prisoners from the Prison of Dhulia I have been enabled to somewhat mitigate the very great overcrowding of the past year in the above Prison. In addition to the operations of the Deccan Gang during the past year to which I have referred above, it has also been employed in repairing some of the cross-country roads in the neighbourhood of its camp. The value of the labour of the Gang thus gratuitously supplied during the past year is estimated to amount to Rs. 8,819. It was most important, of course, that the prisoners of the Deccan Gang should not be allowed to idle, and that state of things was obviated by the adoption of the measures indicated above. In view of some of the foregoing remarks the question may be asked "why keep up the Deccan Gang at all; why not break it up?" My answer to such a question shall be short, and to the point. If the Deccan Gang is to be broken up, the accommodation for a large number of prisoners which will thus disappear will have to be replaced by substantial additions to the accommodation of some of our Prisons in the Presidency proper. From correspondence which is at present passing, I am in hopes that it may be possible before long to employ the Deccan Gang on some Railway earthworks in Khándesh. Formerly the labours of the Deccan Gang used to be in such demand by the Public Works Department that there was no lack of employment for its prisoners. Now, for a number of years I have periodically been compelled to go touting about all over the place to secure employment for the Gang. If I may be permitted to say so, it would, I think, be a sound measure were the Public Works Department instructed, when preparing any forecast of large works to be undertaken in the near future in the Presidency proper, to furnish to the Inspector-General of Prisons a list of such works, indicating at the same time the locality of such works, the number approximately of convict labourers for whom employment could be found on each of them, and for what length of time in each case such employment might be assumed to last. As regards the recent history of the Deccan Gang, I have regularly, in connection with the effect of the recent Famine upon its fortunes, if I may say so, found myself between the devil and the deep sea, for the same widespread disaster which so

greatly increased the cost of feeding the prisoners of the gang was also the cause (*vide supra*) of the remunerative labours of those prisoners being suddenly put a stop to.

47. The cash earnings of the Sind Gang show a decrease of Rs. 7,192, from Rs. 23,437 in 1896 to Rs. 21,245 in the year under report. In this case, however, insufficiency of The Sind Gang. work has not been the cause of the drop in the earnings. The Jubilee releases of last June so reduced the prison population of Sind—in which Province the absence of famine contributed to subsequently maintain that population at a low level—that it has been no easy matter to keep the Gang up to the skeleton strength represented by a daily average of 276 prisoners.

48. A small gang of prisoners is still employed (Government Resolution, Judicial Department, No. 5320 of 31st July 1894) Bijápur Gang. in clearing away the prickly-pear, &c., in the station at Bijápur. For this work no payment is received by this Department. The value of the labour of this small gang is assumed to have amounted during the past year to about Rs. 2,300.

49. The earnings of Subordinate Jails have fallen from Rs. 1,333 to Rs. 1,139.

50. The summary that appears below relates to the sale of quinine packets. The profits arising from the transactions in connection with the sale of quinine have been very small. As Quinine packets. pointed out, however, in paragraph 49 of the Report for 1896, the industry is one which on philanthropical grounds should, in my opinion, be maintained even if worked at a slight loss. Of the profit of Rs. 55-6-3, the Yerrowda Central Prison has secured Rs. 36-7-3, and the Hyderabad Central Prison Rs. 18-15-0; these being the only two of our Prisons in which the quinine-packing industry is pursued.

Debit.		Credit.	
	Rs. a. p.		Rs. a. p.
Filled packets in stock at the end of 1896 ... ..	.....	Value of raw materials in hand at the end of 1897 ...	986 8 3
Value of raw materials at the end of 1896 ... ..	1,579 15 10	Outstanding debts due to the Prison at the end of 1897 ...	2,039 9 0
Outstanding debts due to the Prison at the end of 1896...	2,015 2 0	Amount paid into the Treasury during 1897 ... ..	4,941 14 4
Value of quinine received during the year ... ..	3,700 0 0	Value of filled packets in stock at the end of 1897 ...	177 10 2
Value of packing materials purchased during the year .	555 1 8		
Pay of Establishment ...	300 0 0		
Net profit of Factory ...	55 6 3		
<b>Total ...</b>	<b>8,205 9 9</b>	<b>Total ...</b>	<b>8,205 9 9</b>

51. The statement which follows shows the extent to which Prison manufactures have been utilized by Government Departments during the past and preceding year:—

	1896.		1897.	
	Rs.	a. p.	Rs.	a. p.
Public Works Department ...	861	3 9	1,100	7 7
Telegraph Department ...	1,386	15 9	694	9 10
Other Civil Departments ...	4,943	6 8	3,577	2 3
Commissariat Department ...	1,147	2 0	1,784	9 0
Marine Department ...	1,012	3 9	1,245	4 0
Military Department ...	962	14 3	1,194	2 0
<b>Total ...</b>	<b>10,313</b>	<b>14 2</b>	<b>9,796</b>	<b>2 8</b>

52. There has been a decline of about Rs. 500 when compared with the figures for 1896, and one of about Rs. 2,000 when compared with those for 1895. Until some of our largest Prisons are equipped with steam power in their factory sheds, we can hardly hope to materially increase our dealings with the Departments indicated above.

53. This statement shows the total cost of the guarding (Military and Police guards excluded) and maintenance of all Prisons, Subordinate Jails, and Lock-ups. The total of the above expenditure, excluding "Inspection charges and General Superintendence," has been Rs. 7,43,271 against Rs. 5,47,095 in 1896—an increase of Rs. 1,96,176. The actual cash realizations have been Rs. 61,753 against Rs. 98,228—a decrease of Rs. 36,475, thus making the total net cost to Government of the Department Rs. 6,81,518 in 1897 against Rs. 4,48,867 in 1896—an increase of Rs. 2,32,651. The average net cost per prisoner in 1896 was Rs. 55-3-0; in 1897 it has been Rs. 73-2-0. That the above result is from a fiscal stand-point most unsatisfactory goes without saying. The year, however, with which this Report deals, has been, as every one knows, an entirely abnormal one in Western India, what with famine on the one hand and Plague on the other. The famine, of course, it is which has been the main cause of our increased outgoings and of our diminished incomings. I had in November last to apply to Government for an additional grant towards the expenditure of this Department, and Government were good enough to allot Rs. 1,24,000—Government Resolution, Financial Department, No. 1263, dated 19th, and Government Resolution, Judicial Department, No. 2447, dated 30th March last—in addition to the original Budget provision. Even this sum has proved insufficient, and though I am at present not in a position to say what the Departmental expenditure for the month of March has been, I roughly estimate that our total outgoings during the financial year which has lately closed, have proved to be about Rs. 14,000 in excess of the original and supplementary allotments when taken together.

### VITAL.

54. This statement shows the sickness and mortality amongst prisoners of all classes throughout the year. With a daily average strength of 9,331 criminal and civil prisoners confined in Prisons, Jails, and Lock-ups there have been 7,566 admissions into hospital; the daily average number of sick has been 242.4, and the total number of deaths 331 or 35.2 per mille of average strength. For the preceding year the figures were as follows:—total number of admissions into hospital 7,101; daily average number of sick 264.9; total number of deaths 263, or a ratio on a daily average strength of 8,248 of 31.9 per mille.

55. The subjoined table shows the capacity of the several Prisons together with the daily average and maximum population on any one day.—

Prisons.	Capacity, inclusive of hospital and cell accommodation.	Daily average.	Maximum Population.
Common Prison ... ..	180	295	423
House of Correction ... ..	262	255	346
Yerrowda ... ..	1,482	1,772	2,202
Násik ... ..	31	60	124
Dhulia ... ..	199	506	976
Bijápur ... ..	294	288	421
Dhárwár ... ..	336	371	439
Kárwár ... ..	252	109	180
Ratnágiri ... ..	228	191	280
Thána ... ..	653	813	1,046
Ahmedabad ... ..	920	991	1,091
Rájkot ... ..	102	91	119
Karáchi ... ..	412	269	395
Hyderabad ... ..	865	633	744
Shikárpur ... ..	433	453	560
Aden ... ..	61	46	64
Total ... ..	6,710	7,148	9,410

56. Yerrowda, the Common Prison, Násik, Dhulia, Dhárwár, Thána, Ahmedabad and Shikárpur,—that is to say, eight Prisons out of the entire sixteen appearing in the above list—have been overcrowded throughout the year, while, with the exception of Hyderabad, Karáchi, and Kárwár, every one of the sixteen Prisons has at one time or another been overcrowded. I appeal to the figures contained in the foregoing statement as confirmatory of what I have written in paragraph 46 of this Report, regarding the arguments which exist in favour of the maintenance of the Deccan Gang. I have, of course, done what lay in my power to mitigate, as far as possible the more pronounced instances of overcrowding. To arrange for the transfer of a body of prisoners from one Prison or Jail to another in ordinary times is a very simple matter indeed. The case is, however, altogether different when one is confronted by a network of Plague rules, regulations, and restrictions existing here, there, and everywhere. As I have remarked more than once before now when submitting the Annual Report of this Department, overcrowding in a Prison as exhibited by the figures appearing in a table such as the above is very often more apparent than real, buildings such as worksheds being temporarily used for the accommodation of the prisoners at night. A transfer of 180 prisoners was made in the months of March and May 1897 from the two Bombay Prisons to Ratnágiri, and I am at present engaged in arranging for the move of about 100 prisoners from the Common Prison to Ratnágiri and of about 60 from Thána to Kárwár. In selecting prisoners for transfer to the two coast Prisons of Ratuágiri and Kárwár, stations which are to a very great extent cut off from communication with the outer world during the monsoon months, no prisoners are taken whose dates of release will presumably fall during the months of June, July, and August in any year.

57. The following statement deals with the sickness and mortality amongst convicts and under-trial prisoners confined in Prisons during the years 1896 and 1897:—

	1896.			1897.		
	Males.	Females.	Total.	Males.	Females.	Total.
Total population ... ..	24,134	1,057	25,191	29,588	1,307	30,895
Daily average strength ... ..	6,788	205	6,993	7,531	185	7,716
Number admitted into hospital ...	6,184	133	6,317	6,452	106	6,558
Daily average sick ... ..	245·9	4·7	250·6	219·5	3·6	223·1
Number of deaths... ..	230	6	236	282	5	287
Ratio per mille of deaths to total population...	9·5	5·7	9·3	9·5	3·8	9·3
Do. do. to strength...	33·9	29·3	33·7	37·4	27·0	37·2
Do. do. to admission into hospital ... ..	37·2	45·1	37·4	43·7	47·2	43·8

58. With an increase in the daily average strength as compared with 1896, the daily average number of sick has been 223·1 in 1897 or 27·5 less than the preceding year. The number of deaths has been 287 or an increase of 51 over the figures for 1896. The fall—in spite of the increased mortality—in the daily-average number of sick may be set down to the fact that 41 deaths were from cholera, a disease which usually makes short work of its victim. The Prisons which exhibit a ratio of mortality in excess of 33·3 per mille, are the Sind Gang 148·6, the Thána Prison 118·9, the House of Correction 86·3, the Násik Prison 66·7, the Common Prison 52·5, the Shikárpur Prison 45·6, and the Ratnágiri Prison 41·9. The death-rate per mille of convicts on average strength in the three Central Prisons has been during the year under report as follows:—Yerrowda 15·2, Ahmedabad 22·0, and Hyderabad 6·3.

*Sind Gang.*—41 deaths occurred in this gang during the year under report. Of this number 16 occurred in January, 6 in February, 5 in March, 3 in April, 1 in May, 1 in September, 1 in October, and 8 in December. Nineteen deaths were due to pneumonia, 12 to influenza, 3 to remittent fever, 2 to anæmia, 1 to fracture of base of skull, 1 to pericarditis, 1 to valvular disease of the heart, and 2 to broncho-pneumonia. In the beginning of the year, influenza made its



appearance amongst the prisoners of the gang and within about twenty days 12 prisoners were carried off by this disease. The Medical Officer of the gang states that "the extremes of heat and cold and chilly winds in their respective seasons have been the principal causes of the diseases. Besides, the unusually heavy fall of rain in July and August made the place more unhealthy than in the past year." In the month of December seven prisoners were carried off in the space of a week by pneumonia. This outbreak of pneumonia at the end of the year under report lasted into the months of January and February of the present year. On the occasion of my visiting the Sind Gang in the middle of last February I took with me to the Gang Camp Surgeon-Captain J. Jackson, the then Superintendent of the Hyderabad Central Prison, as in view of that officer's marked success in practically banishing pneumonia from the above Central Prison I was anxious that he and Assistant Surgeon Kothawalla, the recently appointed Superintendent and Medical Officer of the Sind Gang, should be brought together for the purposes of discussing matters connected with the heavy mortality from the above-mentioned disease among the Gang prisoners during the past year. As one result of the conference between the above two officers I have directed that when next cold weather makes its appearance, coir mattresses should be issued to the prisoners of the Gang. The following figures show the mortality and the ratio of such, in the Sind Gang, during the past ten years :—

	No. of Deaths.	Ratio per Mille.
1888	13	33.4
1889	22	55.8
1890	22	49.4
1891	47	109.8
1892	20	64.1
1893	11	28.8
1894	6	19.4
1895	2	5.7
1896	11	35.5
1897	41	148.6

The mortality of the past year though absolutely less than that for 1891, in which year the Gang was attacked by influenza, has been relatively much greater—owing to the reduced number of the Gang in the past year—than in the year above mentioned.

*Thána.*—The Report for 1896 showed that in that year there had been 71 deaths in the Thána Prison, the ratio of mortality being 108.7 per mille. For the past year the record is even worse, for the total number of deaths in Thána Prison in 1897 has amounted to 97, the ratio reaching 118.9 per mille. As in 1896 so in 1897 cholera is mainly responsible for the very heavy mortality in this Prison. In July 1896 an epidemic of cholera, which lasted about 27 days, made its appearance in Thána Prison, 24 prisoners being carried off by the disease. In July 1897 an epidemic of cholera broke out in the same Prison, lasted about 21 days, and carried off during that time 37 prisoners. During the prevalence of the disease, owing to the representation of the Medical Officer of the Prison, 210 prisoners were removed from the Prison to the new and unoccupied buildings of the Nowpada Lunatic Asylum about  $1\frac{1}{2}$  mile distant from Thána. This transfer was carried out with the object of temporarily relieving the overcrowded condition of the Prison. The above prisoners remained at Nowpada from the 8th of August to the 3rd September and during their stay at that place no case of cholera appeared amongst them. The Director-General of the Indian Medical Service in his minute—circulated with Government of India's Resolutions, Home Department (Jails), Nos. 562-574 of 9th November last—on the sickness and mortality in the Thána Prison in 1896 remarked that owing to the water from the Pokran Tank—which is supplied to the Thána Prison in pipes—having been condemned by the Chemical Analyser to Government, the use of the water from that tank should be confined to washing and irrigation purposes. Such an arrangement as the above is not, as matters stand, feasible. The Pokran Tank stands in the same relation to the town of Thána that the Tánsa, Vehár, and Tulsi Lakes stand to the City and Island of Bombay, and if the prisoners at Thána are not to drink Pokran water, they will have to fall back upon well water, of which—assuming that sufficient would be forthcoming—I should anticipate that

the analysis would be no more favourable than that of the Pokran water. In my remarks in paragraph 59 of last year's Report, on the sickness and mortality in Thána Prison during 1896, I spoke of my intention of paying two visits—one during the monsoon and one during the dry-season—to the Prison of Thána in company with Surgeon-Lieutenant-Colonel Clarkson, the Sanitary Commissioner. Accordingly on the 4th October last and again on the 11th of last March I visited the above Prison in company with the officer named. As the result of our first visit the entire system of water pipes within the Prison walls has been renewed and relaid, and as the result of our second, measures have already been commenced with the object of gradually filling up the moat referred to in the remarks in last year's Report to which I have drawn attention. Of the 97 deaths in Thána Prison during the past year, 37 were due to cholera, 20 to remittent fever, 14 to dysentery, 14 to diarrhœa, 5 to bronchitis, 4 to tubercle and 1 each to scurvy, syncope, and broncho-pneumonia. Six of the 14 fatal cases of diarrhœa were of an epidemic form and took place during the period covered by the outbreak of cholera.

*House of Correction.*—Seventeen out of the twenty-two deaths which occurred in this Prison have been due to Plague. In the month of January, a number of dead rats were found in the carpenter's shop of this Prison, and on the 23rd of the same month the first case of Plague occurred, the victim being a Convict Night Watchman who was accustomed to sleep at night, when off duty, in a portion of the above shop. The last case of Plague occurred in the Prison under reference on the 7th February. During the course of the outbreak, 33 prisoners were attacked by the disease and 17 of these died. All the Plague cases which occurred in the House of Correction were treated in the Prison, the Treadmill shed and a portion of the Factory sheds being, for the time being, turned into Plague wards. A special report regarding the outbreak of Plague in the House of Correction was submitted to Government under this office No. 2615, dated 2nd June 1897. Of the five other deaths in the above Prison, one was due to dysentery, one to pneumonia, one to cholera, one to acute mania, and one to remittent fever.

*Násik Prison.*—In this Prison four deaths occurred, one from dysentery, one from dementia, one from diarrhœa and one from cholera, out of a daily average strength of 60·0. Bowel complaints have been the chief cause of sickness and mortality, and these were common in the district.

*Common Prison.*—Two cases of Plague, both of which terminated fatally, occurred amongst the prisoners. These two cases were sent to the Municipal Infectious Diseases Hospital for treatment. Of the remaining fourteen deaths, two occurred amongst under-trial prisoners, one of whom committed suicide by cutting his throat with a piece of glass, while the other succumbed to epilepsy. Tubercle of lungs has accounted for four deaths, diarrhœa for five, and heat apoplexy, hepatitis, and cirrhosis of the liver each for one. The much overcrowded condition of this Prison, from which transfers could not be made to any extent in view of the Plague restrictions, has been, in the opinion of the Medical Officer, in a measure the cause of its unhealthiness. Perhaps I should add, in view of the figures relating to overcrowding appearing below paragraph 55, that the Medical Officer of the Common Prison, who was also Medical Officer of the House of Correction, was not prepared to recommend that the overcrowding in the former Prison should be mitigated by heavy additions being made to the numbers in the House of Correction.

*Shikárpur Prison.*—The mortality in this Prison occurred chiefly during the cold months. Of the twenty-one deaths, six took place in January, four in February, three in March, one in each of the months of April, July, September, October and November, and three in December. Pneumonia—that ancient and almost ever-present curse of the Prison of Shikárpur—was the cause of eighteen deaths, and anæmia, dysentery and jaundice each accounted for one. Straw mattresses have been provided, in addition to cots with tape webbing and carpets, for sick prisoners in hospital on the recommendation of the Medical Officer.

*Batnágiri Prison.*—Four of the fatal cases, which numbered eight, in this Prison were, on admission, at once sent into the hospital. In this Prison diarrhœa has accounted for three deaths, and tubercle, scurvy, rheumatism, heart disease and disease of the spine for one each.

59. The death-roll in Hyderabad Central Prison has been so extraordinarily small as in my opinion to claim special notice. The total number of deaths in the above Central Prison during the past year has been four—of which one was due to an assault—giving, on a daily average strength of 633 prisoners, a ratio of 6·3 per mille. Surgeon-Captain James Jackson has long held some very clearly defined opinions regarding the causes of Jail pneumonia, his prophylactic against which, I think, I may sum up in the words “Lots of fresh air at all times.” With the admirable system for the control of the ventilation, which is in existence in the sleeping barracks of the Hyderabad Central Prison, the above officer has found himself in a favourable position for carrying out his theories, and, I think I may add, proving their thorough soundness.

60. *The Plague.*—The Bubonic Plague deserves, I suppose, a paragraph to itself in this Report. The Plague outbreak in the House of Correction, to which reference has been made in a foregoing paragraph, was the means of bringing my cold-weather tour of 1896-97 to an abrupt conclusion, as it brought me back at short notice from Karáchi to Bombay in the early half of February. I was not of course absurd enough to think that my presence at Head Quarters could in any way assist the strenuous efforts which were being made by the Medical Officer and the staff of the House of Correction to stamp out the disease in that Prison, but what I did feel was that, in case it was finally deemed necessary to vacate the above Prison for a time, my proper place, to assist in carrying out such a measure, was in Bombay itself. There have in all during the past year been 48 cases in our Prisons and Jails of prisoners being attacked by Plague, and of these 27 cases have proved fatal during that period. I have already given the figures for the House of Correction (33 and 17) and the Common Prison (2 and 2) in this connection. In Yerrodda there was one attack which proved fatal; in Karáchi Prison there was one attack, the subject of which recovered; in the Sub-ordinate Jail of Surat there were 11 cases, 7 of which proved fatal. All things considered I think this Department is to be congratulated in having, in regard to what I will call its dealings with the Plague—more especially if the crowded condition of many of our Prisons and Jails be borne in mind—got off uncommonly cheap. It is my duty as the writer of the present Report to add to the above remark the further one that the figures which I have given above are, in my opinion, a standing testimony to the measures adopted by our Superintendents and Medical Officers to prevent the enemy from entering within their gates or, where he had succeeded in doing so, to drive him therefrom as speedily as possible. In the House of Correction when the Plague made its appearance, volunteers were called for among the prisoners to undergo the process of inoculation with Professor Haffkine's serum, and accordingly 154 prisoners or about half the Prison population were so inoculated. Of the uninoculated prisoners, 27—of whom it is right to add that 15 were taken ill before any inoculations had taken place in the prison—were attacked with Plague and 14 succumbed to the disease. Of the inoculated prisoners, 6 were attacked by Plague and 3 of these died. Four of the latter six were taken ill of Plague within twenty-four hours of inoculation, showing, I presume, that they were already in the clutches of the disease at the time they underwent inoculation. These figures I allow to speak for themselves. 249 prisoners, or practically the entire Prison population, underwent inoculation in the Karáchi Prison during the height of the Plague epidemic at that station last year. The one prisoner in Karáchi Prison who was attacked with Plague, and who recovered, had not undergone inoculation.

61. The following measures have been during the past year adopted in the case of some Prisons with a view to improve the health and condition of the prisoners:—

- (a) Issue of wheat or rice in lieu of bájri and jowári.
- (b) Reduction, at the instance of the Medical Officer, in the allowance of dál per prisoner during the cholera epidemic in the Thána Prison.
- (c) Issue of extra rations to weakly prisoners on admission.
- (d) Provision of straw mattresses for sick prisoners in Shikárpur Prison Hospital.
- (e) Issue of extra clothing to old and weakly prisoners.

The foregoing information is inserted in view of the orders of Government contained in paragraph 1 of Government Resolution, Judicial Department, No. 9115, dated 29th December 1896.

62. The following statement contrasts the mortality amongst convicts and under-trial prisoners in Subordinate Jails and Lock-ups during the years 1896 and 1897 :—

	1896.						1897.					
	Jails.			Lock-ups.			Jails.			Lock-ups.		
	Males.	Females.	Total.	Males.	Females.	Total.	Males.	Females.	Total.	Males.	Females.	Total.
Total population	6,558	386	6,944	51,760	2,761	54,521	9,979	441	10,420	52,264	2,941	55,205
Daily average strength	435	15	450	611	28	639	656	20	676	694	33	727
Number admitted into hospital	450	13	463	290	14	304	397	44	441	337	19	356
Daily average sick	9.5	0.5	10.0	3.7	0.2	3.9	14.0	0.7	14.7	4.2	0.2	4.4
Number of deaths	8	...	8	18	...	18	23	...	23	19	1	20
Ratio per mille of deaths to total population	1.2	...	1.2	0.3	...	0.3	2.3	...	2.3	0.4	0.3	0.4
Do. do. strength	18.4	...	17.8	27.2	...	26.1	35.1	...	34.0	21.3	30.3	31.6
Do. do. admission	17.8	...	17.3	62.1	...	59.2	36.3	...	35.9	56.4	55.6	56.2

63. The daily average number of sick in Subordinate Jails has been 14.7 in 1897 against 10.0 in 1896, and in Lock-ups 4.4 as compared with 3.9. The number of deaths in Subordinate Jails in the year under report has been 23 as compared with 8 in the year previous, and in Lock-ups 20 as compared with 18. The ratio of deaths per mille to daily average strength has been in the past year 34.0 in Subordinate Jails and 21.6 in Lock-ups, against 17.8 and 26.1 in 1896. The increase in the death-rate in Subordinate Jails from 17.8 to 34.0 has been due to the prevalence of Plague and cholera in the Surat Subordinate Jail where from the former disease, as already remarked, seven prisoners died and from the latter eight. A prisoner who was admitted into the Jail from the Pardi Taluka on the 9th October was attacked with cholera on the 12th idem and died the following day. On the 14th of October 7 cases of cholera and one case of Plague occurred in the Jail and on the 15th two cases of cholera and one of Plague. On the 16th, 6 cases of cholera and two of Plague occurred, making in a short space of four days 16 cases of cholera and 4 of Plague. As the Jail was overcrowded, transfers to the Ahmedabad Central Prison having been stopped owing to the prevalence of Plague in the city of Surat, all the sick prisoners were removed to the old Military Hospital and additional temporary accommodation for prisoners was erected in the Jail yard.

64. The statement marginally noted, which has been to a slight extent modified by the orders contained in Government Resolution, Judicial Department,

No. 4832, dated 1st July 1897, deals with the number of admissions into hospital and the deaths from the chief diseases amongst convicts confined in Prisons.

The following table is a summary of the statement above referred to and compares the results of the past two years :—

	1896.		1897.	
	Admissions.	Deaths.	Admissions.	Deaths.
Cholera	51	25	70	41
Dysentery	453	22	476	22
Malarial fevers	1,905	14	2,250	24
Tubercle of the lungs, tuberculous phthisis and hæmoptysis due to tubercle	68	16	59	24
Anæmia and debility	128	6	156	4
Other general diseases	847	16	972	40
Pneumonia	187	52	173	58
Other respiratory diseases	297	14	266	9
Diarrhoea	382	20	404	21
Abscesses, boils and ulcers of all kinds	539	1	550	...

65. The increase in the figures under the head of "Cholera" is due to the outbreak of that disease in the Thána Prison, of which detailed mention has been made in an earlier paragraph of this report. "Malarial fevers" exhibit an increase both in the number of admissions and the number of deaths. The admissions under "Tubercle of lungs, &c." show a decrease, whilst the number of deaths from this disease has in a relative sense risen considerably. "Other general diseases," under which heading the cases of Plague have been grouped, also show an increase both in the number of admissions and deaths. There has been an increase of six over the figures of last year in the number of deaths from pneumonia and a decrease of five in the deaths under the head "Other respiratory diseases." There has been a slight increase in the number of admissions under the head of "Dysentery," the number of deaths having been the same in each year, and a slight increase also in the admissions on account of "Diarrhoea," the deaths under which head have risen from 20 to 21. The figures under "Abscesses and ulcers of all kinds" call for no special comment.

66. The table which follows is an abstract of Statement XVI and deals with the mortality according to length of original sentence. The ratio of mortality has been highest amongst those sentenced to "Above one year and not exceeding three years," and lowest amongst those sentenced to "Above three years and not exceeding seven years":—

	1896.			1897.		
	Average number.	Deaths.	Ratio of deaths per mille of average strength.	Average number.	Deaths.	Ratio of deaths per mille of average strength.
Not exceeding six months ...	1,523	49	32.2	2,084	64	30.7
Above six months and not exceeding one year ...	1,164	35	30.1	1,274	56	44.0
Above one year and not exceeding three years ...	1,612	56	34.7	1,558	72	46.2
Above three years and not exceeding seven years ...	1,574	43	27.3	1,486	42	28.3
Above seven years ...	945	49	51.9	961	41	42.7
Total ...	6,818	232	34.0	7,363	275	37.3

Statement No. XVII.—Mortality according to length of time passed in Prison:

67. The subjoined table, which is a summary of the contents of Statement XVII, deals with the mortality according to length of time passed in prison:—

	1896.			1897.		
	Average number.	Deaths.	Ratio of deaths per mille of average number.	Average number.	Deaths.	Ratio of deaths per mille of average number.
Not exceeding six months in Jail ...	3,185	91	28.6	3,520	137	38.9
Above six months and not exceeding one year ...	1,107	45	40.7	1,259	54	42.9
Above one year and not exceeding two years ...	953	32	33.6	1,016	36	35.4
Above two years and not exceeding three years ...	573	15	26.2	599	17	28.4
Above three years and not exceeding seven years ...	703	33	46.9	687	20	29.1
Above seven years ...	297	16	53.9	282	11	39.0
Total ...	6,818	232	34.0	7,363	275	37.3

68. There has been a marked decrease in the ratio of deaths under the fifth and sixth heads, while under the remaining heads there has been an increase. The increase in the ratio is greatest under the first head "Not exceeding six months in Jail", and this was to be expected in a year during which a considerable number of the newly admitted prisoners were, owing to lack of food, in a somewhat weakly condition at the time of admission.

Statement B.

69. The table which follows refers to the weights of prisoners on admission into and discharge from Prison :—

	1896.		1897.	
	Number.	Percentage.	Number.	Percentage.
Number discharged during the year ...	14,730	...	18,035	...
Do. who had gained weight ...	7,956	54.0	11,403	63.2
Do. who had lost weight ...	4,419	30.0	3,830	21.3
Do. who had neither lost nor gained weight in Jail ...	2,355	16.0	2,802	15.5

70. The percentage of those who have neither lost nor gained weight in Jail remains about the same as in the preceding year; there has been a substantial rise in the percentage of those who have gained weight, and an almost corresponding decline in the percentage of those who have lost weight. In a year of scarcity, results, such as the above, are to be more or less looked for.

#### OFFICIAL AND NON-OFFICIAL VISITORS.

71. The following statement relates to the visits to Prisons and Jails carried out during the past year by official and duly appointed non-official visitors. Revised rules for the appointment and guidance of these have been issued in Government Resolution, Judicial Department, No. 5750, dated 7th August 1897 :—

No.	Prisons and Jails.	Number of official visitors appointed.	QUARTERLY MEETINGS.					Number of other occasions on which an official visit or visited the Prison during the year.	Number of visits paid by appointed non-official visitors during the year.	
			Number in the year.	Number of official visitors present.						
				First.	Second.	Third.	Fourth.			Fifth.
<i>Prisons.</i>										
1	Common Prison ...	18	3	5	...	4	4	...	20	4
2	House of Correction ...	13	4	6	3	4	5	...	44	3
3	Yerrowda ...	15	4	3	6	3	3	...	42	5
4	Násik ...	9	3	3	3	4	...	...	32	1
5	Dhulia ...	10	4	2	4	3	4	...	63	10
6	Deccan Gang ...	...	...	...	...	...	...	...	...	...
7	Bijápur ...	8	4	1	7	3	3	...	43	9
8	Dhárwar ...	9	4	4	2	4	4	...	59	7
9	Kárwar ...	6	4	2	2	5	3	...	48	33
10	Ratnágiri ...	8	4	3	4	5	2	...	30	...
11	Thána ...	17	4	5	5	4	...	...	66	7
12	Ahmedabad ...	17	4	4	5	6	5	...	29	...
13	Rájkot ...	4	1	...	...	1	...	...	13	...
14	Karáchi ...	12	4	5	6	6	4	...	103	1
15	Hyderabad ...	19	4	4	8	10	6	...	40	6
16	Shikárpur ...	12	1	4	...	...	...	...	74	6
17	Sind Gang ...	...	...	...	...	...	...	...	2	...
18	Aden ...	8	...	...	...	...	...	...	48	5
<i>Subordinate Jails.</i>										
1	Ahmednagar ...	11	4	4	7	6	5	...	24	1
2	Belgaum ...	9	5	3	3	5	4	4	38	33
3	Godhra ...	6	4	3	3	4	3	...	81	10
4	Sátara ...	9	4	4	7	4	2	...	20	6
5	Sholápur ...	8	4	6	6	4	3	...	73	1
6	Surat ...	8	3	3	4	4	...	...	77	...
Total ...		231	76	74	84	89	60	4	1,067	147

## BUILDINGS.

72. The next statement shows the works for which allotments have been made from the general funds of the Public Works Department during the financial year which terminated on the 31st of last March, and also the works financed during the same period from the Departmental Discretionary Grant. Owing to the strain on the resources of Government, the last named grant was reduced from Rs. 3,000—the ordinary amount allotted for a year—to Rs. 1,800.

Num-ber.	District.	Place at which carried out.	Nature of Work.	Amount allotted.	Remarks.
			<b>Major Works.</b>	Rs.	
			Nil.		
			<b>Minor Works.</b>		
			<i>P. W. D. Funds.</i>		
1	Ahmedabad ...	Central Prison ...	Masonry drains in connection with bathing platforms... ..	800	
2	Do. ...	Do. ...	Strengthening doors of cells ... ..	2,181	
3	Bhusával ...	Jail ...	Quarters for 3 warders ... ..	1,300	
4	Dhárwár ...	Prison ...	New gallows and drop ... ..	600	
5	Do. ...	Do. ...	New iron main gates with subsidiary arrangements, and alteration to main entrance ... ..	998	
6	Sátára ...	Jail ...	Quarters for 4 warders ... ..	1,400	
7	Sholápur ...	Do. ...	Do. do. ... ..	1,500	
8	Surat ...	Do. ...	Quarters for 6 warders ... ..	1,200	
			Total ...	9,979	
			<i>Discretionary Grant.</i>		
1	Dhárwár ...	Prison ...	Wicket-gate in the outer gate of the Prison ... ..	24	
2	Poona (Yerrowda) ...	Central Prison ...	Weather boards at the top of the outer wall of the grinding shed ... ..	46	
3	Násik... ..	Prison ...	New drain ... ..	218	
	Do. ...	Do. ...	Alterations to kitchen chimney ... ..	50	
5	Khándesh ...	Do. ...	Connection of the Prison pipe with the main water pipe ... ..	225	
6	Dhárwár ...	Do. ...	Rebuilding the bakery ... ..	58	
7	Do. ...	Do. ...	Latrines of 18 seats ... ..	257	
8	Hyderabad ...	Central Prison ...	Strengthening the doors of the separate cells ... ..	111	
9	Násik... ..	Prison ...	A wicket gate ... ..	19	
10	Dhárwár ...	Do. ...	Construction of a cook-house ... ..	500	
11	Thar and Párkar ...	Umarkot Jail ...	Construction of a room near Jail office ... ..	65	
12	Shikárpur ...	Prison ...	Additional bars to two solitary cells ... ..	142	
13	Hyderabad ...	Central Prison ...	Closing the openings of 6 iron barred doors ... ..	21	
14	Belgaum ...	Jail ...	Latrine ... ..	40	
			Total ...	1,776	
			Grand Total Rs. ...	11,755	

## MISCELLANEOUS REMARKS.

73. The Jubilee releases of last year, to which reference has been made in two or three passages of this Report, resulted in the setting at liberty of 1,603 prisoners. In connection with the release of prisoners on an occasion of national or imperial rejoicing, I am in a position to boast somewhat of the experiences of a veteran. In November 1876, when unconnected with the Jail Department, I was placed on special duty to select prisoners for release on the occasion of the Proclamation on the 1st January 1877 of Her Majesty the Queen as Empress of India; in 1887, I had been in charge of the Bombay Jail Department for about two months when the Jubilee releases of that year took place in the month of February.

74. During the past year the following Prisons, Gangs and Jails have been visited and inspected by me. My cold weather tour of 1896-97 having been suddenly terminated, as explained in paragraph 60 of this Report, I made a prolonged tour in the Deccan and Southern Marátha Country Districts during the monsoon months of the year under report:—

<i>Central Prisons.</i>	<i>Prisons.</i>	<i>Subordinate Jails.</i>
Yerrowda.	Karáchi.	Surat.
Ahmedabad.	Shikárpur.	Sátára.
Hyderabad.	Common Prison.	Belgaum.
	House of Correction.	Sholápur.
	Dhárwár.	Bronch.
· <i>Gange.</i>	Bijápur.	Godhra.
	Násik.	Wadhwán.
Deccan.	Thána.	
Sind.	Rájkot.	

75. With regard to the defalcation of Mr. J. M. Cardozo, late Jailor of the Kárwár Prison, to which reference was made in paragraph 75 of last year's Report, I have to state that the proceedings against the defaulting Jailor's sureties have now closed, and that the Court's judgment in the matter is awaited.

76. In paragraph 73 of last year's Report I gave some figures showing that the stress and strain caused by the famine of 1896-97 could not, in the matter of severity, be compared to those which marked the famine of 1876-77. I repeat these figures in the present Report, adding thereto further figures which show the later effects on the Prison population produced by each famine as the figures already given have shown the earlier effects. In all cases the figures are exclusive of the Lock-up population, the figures of which for the period covered by the famine of more than twenty years ago are not available in this office:—

Total Prison and Jail population on 1st January 1876	...	(a) 9,004
Do. do. 31st December 1876	...	* 9,917
Do. do. 31st December 1877	...	† 13,181
Do. do. 1st January 1896	...	(b) 7,756
Do. do. 31st December 1896	...	‡ 8,056
Do. do. 31st December 1897	...	§ 8,717

77. No cubicles have as yet been provided in any of our Prisons or Jails. This information is inserted in accordance with the instructions contained in paragraph 1 of the Government of India's Resolution, Home Department, No. 10 Jails—533-544, dated 5th December 1895. The plans and estimates for the proposed new Subordinate Jail at Belgaum provide for the sleeping wards of that Jail being fitted up with cubicles, as do also the revised plans and estimates for the contemplated new Prison at Sukkur. When this Government will be in a position to sanction either of the two above projects I am of course unable to say.

78. On the 30th March 1897, Brigade-Surgeon-Lieutenant-Colonel Salaman, Superintendent of the Central Prison of Yerrowda, retired upon pension. On the 1st of May following, owing to the strain upon the resources of the Bombay Branch of the Indian Medical Department, Dr. Salaman resumed charge of his old post in which, as a pensioned officer, he continued to serve until the 8th of last month, when he finally severed his connection with the largest of our Prisons, with the management of which for so many years his name has been connected. Dr. Salaman took charge of the Superintendentship of the Yerrowda Central Prison for the first time in the early days of June 1876, and, save when absent on furlough or privilege leave, or on the two occasions when during my absence on privilege leave he officiated as Inspector-General of Prisons, or during the month which elapsed between the date of his taking his pension and the date of his resuming charge of his post as explained above, he has continuously filled the post, which he has just finally vacated, for close on 22 years. With the final retirement of this thoroughly capable Jail officer there disappears from the scene a veritable Departmental land mark.

79. And now I bring this Report to a close. It deals with a year marked by Plague, Pestilence, and Famine; a year in which a number of our Prisons have been scourged by a terribly heavy death-rate; a year in which the overcrowding of our Prisons and Jails has in some cases been pronounced to a degree; a year in which the outgoings of this Department have—owing to causes already

\* Equal to an increase of about 10 per cent. on (a)  
† Equal to an increase of about 33 per cent. on \*.  
‡ Equal to an increase of about 4 per cent. on (b).  
§ Equal to an increase of about 8 per cent. on ‡.



explained—increased enormously, while—for reasons also explained—the Departmental incomings have at the same time exhibited a very substantial decline. I think I can honestly claim that in none of the now fairly numerous Annual Jail Reports which I have written, have I endeavoured to put a gloss on matters which were of an unsatisfactory nature, and on the present occasion, true to the above principle, I have in this final paragraph summarized the most unsatisfactory of the features of the past year, as already disclosed in various passages of this Report. The year 1897 has been one during which, from the causes indicated, steady progress in Jail administration—which in any way involved enhanced expenditure, other than that of feeding, clothing, looking after the health of, and duly guarding, the prisoners—has been out of the question. The year has been one throughout which my efforts as Head of the Department have mainly been directed, not to ambitious schemes of reform or improvement, but to simply endeavouring—in the face of appreciable difficulties—to, in the words of a familiar saying, “keep things straight as far as possible.”

I have the honour to be,

Sir,

Your most obedient Servant,

T. M. FILGATE,

Inspector-General of Prisons.

---

General Summary showing the Distribution of the Prisoners of all Classes confined in the Prisons and Subsidiary Jails of Bombay during the year 1897.

Station.	Places of Confinement.	Classes of Prisoners.	4			5			6			7			8			9			10				
			Remained at the commencement of the year.			Received during the year.			Total.			Discharged from all Causes.			Remaining at end of the year.			Daily average number of each Class.			Total, daily average of whole Prison or Jail.				
			Males.	Fe-males.	Total.	Males.	Fe-males.	Total.	Males.	Fe-males.	Total.	Males.	Fe-males.	Total.	Males.	Fe-males.	Total.	Males.	Fe-males.	Total.	Males.	Fe-males.	Total.		
Bombay.	Bombay	Common Prison	Convicts	223	5	227	2,558	156	2,714	2,780	101	2,941	2,420	140	2,560	287	21	381	270	10	290	294	11	305	
			Under-trials	13	1	14	486	15	501	499	16	515	493	15	407	17	1	18	14	1	15				
	Do.	House of Correction.	Europeans	Convicts	7	...	7	82	...	82	89	...	89	81	...	81	8	...	8	7	...	7	255	...	255
				Under-trials	...	...	...	7	...	7	7	...	7	7	...	7	...	...	...	...	...	...			
	Yerrowda (Poona)	Central Prison	Natives	Convicts	326	...	326	393	...	393	718	...	718	461	...	461	257	...	257	247	...	247	1,750	25	1,775
				Under-trials	...	...	...	2	...	2	2	...	2	2	...	2	1	...	1	1	...	1			
Junnar	Jail	...	Convicts	...	...	...	30	1	31	30	1	31	30	1	31	...	...	...	10	...	10	6	...	6	
			Under-trials	2	...	2	61	7	68	63	7	70	63	7	69	...	...	...	4	...	4				
Nasik	Prison	...	Convicts	29	4	33	822	99	921	851	103	954	817	102	919	34	1	35	47	6	53	53	7	60	
			Under-trials	14	...	14	115	10	125	139	10	149	109	9	118	20	1	21	6	1	7				
Malgawan	Jail	...	Convicts	...	...	...	23	6	29	23	6	29	23	6	29	...	...	...	10	...	10	6	...	6	
			Under-trials	2	...	2	318	32	350	320	32	352	317	32	349	...	...	...	5	...	5				
Vinchur	Do.	...	Convicts	5	...	5	116	11	127	121	11	132	118	11	129	...	...	...	70	10	80	10	2	12	
			Under-trials	...	...	...	101	4	105	101	4	105	101	4	105	...	...	...	3	10	13				
Dhulia	Prison	...	Convicts	287	5	292	1,571	109	1,680	1,858	114	1,972	1,462	109	1,569	286	14	410	284	12	296	494	15	509	
			Under-trials	108	1	109	803	27	830	911	28	939	876	26	901	34	2	38	107	3	110				
Bhusaval	Jail	...	Convicts	22	...	22	617	34	651	680	34	714	621	32	653	18	2	20	50	2	52	50	2	52	
			Under-trials	...	...	...	9	...	9	9	...	9	6	...	6	3	...	3	...	...	...				
Ahmednagar	Do.	...	Convicts	15	1	16	789	38	826	808	39	842	774	36	810	29	8	32	28	1	29	32	2	34	
			Under-trials	40	...	40	596	23	619	642	23	665	575	23	598	67	...	67	64	1	65				
Satara	Do.	...	Convicts	58	1	59	784	45	829	842	46	888	801	44	845	41	2	43	40	3	43	68	4	72	
			Under-trials	28	1	29	328	10	338	356	11	367	344	11	355	12	...	12	23	1	24				
Sholapur	Do.	...	Convicts	22	...	22	360	17	377	382	17	399	337	13	350	45	4	49	31	1	32	52	1	53	
			Under-trials	59	...	59	279	3	282	332	3	335	272	3	275	60	...	60	31	...	31				
Deccan Gang (a)	Extramural Gang	...	Convicts	205	...	205	414	...	414	679	...	679	390	...	390	289	...	289	292	...	292	292	...	292	
			Under-trials	...	...	...	...	...	...	...	...	...	...	...	...	...	...	...	...	...	...				
Bijapur	Prison	...	Convicts	244	15	259	709	46	755	953	61	1,014	895	48	943	258	13	271	240	12	252	277	12	289	
			Under-trials	75	...	75	278	8	281	358	8	366	324	8	327	29	...	29	86	...	86				
Dhárwar	Do.	...	Convicts	368	19	385	874	54	928	1,220	78	1,298	908	56	964	312	17	329	237	15	252	358	16	374	
			Under-trials	12	1	13	245	16	260	257	16	273	252	16	268	5	...	5	18	1	19				
Belgaum	Jail	...	Convicts	25	1	26	525	29	554	550	30	580	470	24	494	80	6	86	81	2	83	88	3	91	
			Under-trials	24	1	25	493	14	497	507	15	522	480	15	495	27	...	27	51	1	52				

(a) The Deccan Gang was located at Vehn, in the Chopda Taluka of the Khândesh District.

General Summary—continued.

1	2	3	4			5			6			7			8			9			10			
			Remained at the commencement of the year.			Received during the year.			Total.			Discharged from all causes.			Remaining at end of the year.			Daily average number of each Class.			Total, daily average of whole Prison or Jail.			
			Males.	Females.	Total.	Males.	Females.	Total.	Males.	Females.	Total.	Males.	Females.	Total.	Males.	Females.	Total.	Males.	Females.	Total.	Males.	Females.	Total.	
Konkan.	Kārwār ... Prison ...	Convicts ...	71	3	78	254	8	257	325	5	330	185	4	189	140	1	141	97	1	98	108	2	110	
		Under-trials ...	1	...	1	125	10	135	128	10	138	128	9	137	8	1	9	10	1	11				
		Civil ...	...	...	...	11	...	11	...	...	11	...	9	...	2	...	2	1	...	1				
	Hallyāl ... Jail ...	Convicts ...	...	...	...	10	...	10	10	...	10	10	...	10	...	...	...	...	...	...	...	...	...	...
		Under-trials ...	...	...	...	...	...	...	...	...	...	...	...	...	...	...	...	...	...	...	...			
		Civil ...	...	...	...	...	...	...	...	...	...	...	...	...	...	...	...	...	...	...	...			
	Ratnāgiri ... Prison ...	Convicts ...	101	0	107	372	31	408	478	37	510	303	84	380	104	3	171	180	7	187	184	7	191	
		Under-trials ...	1	...	1	47	4	51	48	4	52	46	6	50	2	...	2	4	...	4				
		Civil ...	1	...	1	6	...	6	...	7	...	7	...	7	...	...	...	...	...	...				
	Mālvān ... Jail ...	Convicts ...	...	...	...	17	2	19	17	2	19	17	2	19	...	...	...	...	...	...	...	...	...	...
Under-trials ...		2	...	2	27	6	32	20	6	26	20	6	26	...	...	...	...	...	...					
Civil ...		...	...	...	...	...	...	...	...	...	...	...	...	...	...	...	...	...	...					
Dāpōll ... Do. ...	Convicts ...	...	...	...	25	0	25	25	0	25	24	6	30	1	...	1	...	1	...	1	2	...	3	
	Under-trials ...	...	...	...	88	2	90	88	2	90	88	3	91	...	...	...	...	...	...					
	Civil ...	...	...	...	...	...	...	...	...	...	...	...	...	...	...	...	...	...	...					
Thāna ... Prison ...	Convicts ...	659	50	709	1,980	180	2,160	2,680	180	2,819	1,089	188	2,077	700	42	742	758	40	799	770	46	816		
	Under-trials ...	104	...	104	111	2	113	114	2	116	117	2	119	1	...	1	14	...	14					
	Civil ...	6	...	6	41	...	41	47	...	47	42	...	42	5	...	5	...	...	5					
Alibāg ... Jail ...	Convicts ...	16	2	18	314	87	361	330	89	400	313	89	353	17	...	17	14	1	15	28	1	29		
	Under-trials ...	2	...	2	195	8	203	198	8	206	198	8	206	...	...	...	15	...	15					
	Civil ...	...	...	...	...	...	...	...	...	...	...	...	...	...	...	...	...	...	...					
Mahād ... Do. ...	Convicts ...	...	...	...	19	5	24	19	5	24	19	5	24	...	...	...	...	...	...	...	9	...	9	
	Under-trials ...	20	...	20	79	0	79	105	0	105	105	0	105	...	...	...	9	...	9					
	Civil ...	...	...	...	...	...	...	...	...	...	...	...	...	...	...	...	...	...	...					
Gujarā.	Ahmedabad ... Central Prison ...	Convicts ...	923	49	972	1,008	86	1,094	2,881	135	2,066	1,004	110	2,014	927	25	952	937	30	967	971	31	1,002	
		Under-trials ...	7	...	7	26	17	276	210	17	228	238	15	253	23	2	25	23	1	24				
		Civil ...	16	...	16	180	2	182	145	2	147	132	3	134	18	...	18	11	...	11				
	Decan ... Jail ...	Convicts ...	3	...	3	24	4	28	27	4	31	22	4	26	5	...	5	...	...	...	...	4	...	4
		Under-trials ...	3	...	3	46	2	48	49	2	51	44	2	46	1	...	1	...	...	...				
		Civil ...	...	...	...	5	...	5	...	5	...	...	...	...	...	...	...	...	...	...				
	Godhra ... Do. ...	Convicts ...	17	1	18	201	3	204	378	4	382	366	4	370	12	...	12	24	...	24	28	1	29	
		Under-trials ...	3	...	3	144	11	155	147	11	158	146	11	154	1	...	1	4	...	4				
		Civil ...	...	...	...	...	...	...	...	...	...	...	...	...	...	...	...	...	...	...				
	Surat ... Do. ...	Convicts ...	39	...	39	498	6	504	575	6	543	474	9	482	31	...	31	68	1	69	29	1	30	
Under-trials ...		1	...	1	20	0	20	21	0	21	18	1	19	2	...	2	6	...	6					
Civil ...		...	...	...	...	...	...	...	...	...	...	...	...	...	...	...	...	...	...					
Broach ... Do. ...	Convicts ...	22	...	22	249	11	260	271	11	282	256	11	267	15	...	15	19	...	19	37	...	37		
	Under-trials ...	3	...	3	63	1	64	55	1	56	51	1	52	4	...	4	...	4						
	Civil ...	19	...	19	121	...	121	140	...	140	180	...	180	10	...	10	14	...	14					
Bājkoṭ (Kāthiāwār). Prison ...	Convicts ...	67	2	69	114	4	118	131	6	137	79	6	85	102	2	104	80	1	81	89	2	91		
	Under-trials ...	4	...	4	161	7	168	165	7	172	159	6	165	6	...	6	7	...	7					
	Civil ...	1	...	1	1	...	1	...	1	...	1	...	1	...	...	...	...	...	...					
Wadhvān Civil Station, Kāthiāwār. Jail ...	Convicts ...	22	1	23	129	0	129	148	7	155	128	6	134	20	1	21	29	1	30	42	2	44		
	Under-trials ...	2	...	2	74	13	87	70	13	83	72	12	84	4	...	4	12	...	12					
	Civil ...	2	...	2	1	...	1	...	3	...	3	...	1	...	...	...	...	...	...					

Sind.	Karachi	Prison	Convicts	810	3	813	608	8	614	916	11	927	717	0	726	100	2	201	253	1	254	270	1	271
			Under-trials	7		7	308	9	315	313	9	322	291	8	290	22	1	23	15		15			
			Civil	2		2	24	1	25	26	1	27	24	1	25	2		2	2		2			
	Schwan	Jail	Convicts	6		6	40	1	41	40	1	41	40	1	41	4		4	1		1	8		8
			Under-trials				130	4	134	136	4	140	132	4	136			4	7		7			
			Civil																					
	Sujaval	Do.	Convicts	1		1	38	1	39	39	1	40	37	1	38	2		2	2		2	3		3
			Under-trials	1		1	19	3	22	20	3	23	21	3	23									
			Civil																					
	Hyderabad	Central Prison	Convicts	615	2	617	1,071	4	1,075	1,086	6	1,092	1,122	3	1,125	564	3	567	592	4	596	632	5	637
			Under-trials	30		30	663	10	673	683	10	693	651	9	690	32	1	33	36	1	37			
			Civil	5		5	79		79	84		84	74		74	10		10	4		4			
	Guni	Jail	Convicts	1		1	26	1	27	27	1	28	27	1	28	18		18	2		2	7	1	8
			Under-trials	4		4	146	1	147	150	1	151	132	1	133			18	5		5			
			Civil																					
	Hala	Do.	Convicts	7		7	18	1	19	18	1	19	18	1	19	41		41	10		10	17		17
			Under-trials				318	3	316	320	3	323	270	3	282									
			Civil																					
	Naushahro	Do.	Convicts	1		1	56	2	58	57	2	59	49	2	51	8		8	4		4	8		8
			Under-trials	2		2	127	5	132	129	5	134	124	5	129	5		5	4		4			
			Civil																					
	Shikarpur	Prison	Convicts	405	4	409	1,144	12	1,156	1,549	16	1,565	1,082	5	1,087	467	11	478	415	5	420	456	5	461
			Under-trials	82	2	84	391	4	395	423	6	429	389	6	395	34		34	38		38			
			Civil	4		4	45		45	49		49	46		46	3		3	3		3			
	Umarkot	Jail	Convicts	80		80	276		276	306		306	278		278	28		28	43		43	49		49
			Under-trials	2		2	103	1	104	105	1	106	105	1	106				6		6			
			Civil																					
	Nagar	Do.	Convicts	4		4	20		20	24		24	24		24				1		1	2		2
			Under-trials				17		17	17		17	17		17				1		1			
			Civil																					
	Mitti	Do.	Convicts				17		17	17		17	17		17	2		2	1		1	2		2
			Under-trials				85		85	85		85	83		83			2	1		1			
			Civil																					
	Sanghar	Do.	Convicts	1		1	3		3	3		3	2		2	1		1	2		2	2		2
			Under-trials				55	1	56	56	1	57	54	1	55	2		2	2		2			
			Civil																					
	Kashmor (Upper Sind Frontier)	Do.	Convicts	6		6	8		8	14		14	13		13	1		1	1		1	3		3
			Under-trials				73		73	73		73	72		72	1		1	2		2			
			Civil																					
	Sind Gang (b)	Extramural Gang	Convicts	833		833	411		411	744		744	419		419	325		325	276		276	276		276
			Under-trials																					
			Civil																					
Aden.	Aden	Prison	Convicts	04	1	05	221	4	225	285	5	290	263	5	263	22		22	46		46	49		49
			Under-trials	1		1	1		2	2		2	2		2			3	3		3			
			Civil	4		4	21		21	25		25	22		22	3		3	3		3			
		Lock-ups	Under-trials	648	18	661	52,221	2,928	55,144	52,864	2,941	55,805	52,156	2,910	55,066	708	81	739	694	33	927	694	33	927
			Total, 1897	8,492	225	8,717	84,922	4,409	89,391	93,414	4,694	98,108	84,180	4,442	83,672	9,284	252	9,536	9,143	238	9,381	9,143	238	9,381
			Total, 1898	7,859	265	8,254	76,836	3,928	80,259	84,325	4,188	88,513	76,383	3,968	79,708	8,492	225	8,717	8,000	248	8,248	8,000	248	8,248

(b) The Sind Gang was located at Ahmedabad in the Sakrand Taluqa of the Hyderabad District.

STATEMENT No. I.—

Showing the Number and Disposal of the Convicts in the Prisons

1 Serial Number.	2 Jails.	3 Remained at the close of the previous year.		4 Imprisoned during the present year.		5 Total.		6 RECEIVED BY TRANSFER.								7 Grand Total.						
										A. To undergo sentence.				B. In transit for transportation or to other Jails.								
										From Prisons in the province.		From Subsidiary Jails to District Jails in the province.		From Jails outside the province.		From Jails in the province.		From Jails outside the province.				
		M.	F.	M.	F.	M.	F.	M.	F.	M.	F.	M.	F.	M.	F.	M.	F.	M.	F.	Total.		
1	Bombay... {	Common Prison...	223	5	2,544	156	2,760	161	13	...	...	1	...	...	...	...	2,780	101	2,941			
		House of Correction. {	7	...	7	...	80	...	5	...	...	4	...	...	...	...	89	...	89			
2		Natives ...	326	...	261	...	587	...	99	...	...	...	...	52	...	...	718	...	718			
3	Deccan ... {	Yerrowda...	1,512	26	1,003	178	2,515	204	638	16	1,006	23	3	...	...	...	4,209	243	4,452			
4		Nasik ...	29	4	819	90	849	103	3	...	...	...	...	...	...	...	851	103	954			
5		Dhulia ...	287	5	1,531	109	1,618	114	...	...	49	...	...	...	...	...	1,858	114	1,972			
6		Deccan Gang ...	265	...	...	...	265	...	414	...	...	...	...	...	...	...	679	...	679			
7	Southern Maratha Country. {	Bijapur ...	244	15	651	28	895	43	14	17	43	1	1	...	...	...	953	61	1,014			
8		Dhargwar ...	366	19	593	41	934	60	...	1	236	12	...	...	...	...	1,320	73	1,393			
9	Konkan... {	Karwar ...	71	2	254	3	225	5	...	...	...	...	...	...	...	...	325	5	330			
10		Ratnagiri ...	101	6	192	31	293	37	180	...	...	...	...	...	...	...	472	37	510			
11		Thana ...	650	50	1,800	109	2,469	159	164	20	20	1	6	...	...	...	2,039	180	2,319			
12	Gujarat ... {	Ahmedabad ...	928	49	1,605	72	2,618	131	3	...	210	14	...	...	...	...	2,831	135	2,966			
13		Rajkot ...	67	2	114	4	131	6	...	...	...	...	...	...	...	...	181	6	187			
14	Sind ... {	Karachi ...	310	3	604	8	914	11	...	...	...	...	...	2	...	...	916	11	927			
15		Hyderabad ...	615	2	782	4	1,397	0	100	...	189	...	...	1	...	...	1,686	6	1,692			
16		Shikarpur... ..	405	4	1,130	12	1,544	16	5	...	...	...	...	...	...	...	1,549	16	1,565			
17		Sind Gang ...	833	...	1	...	334	...	410	...	...	...	...	...	...	...	744	...	744			
18	Aden ...	Aden ...	64	1	22	4	295	5	...	...	...	...	...	...	...	293	5	290				
Total, 1897.		Prisons ...	6,806	193	14,252	858	21,058	1,051	3,023	54	1,795	51	15	...	...	...	24,980	1,155	26,142			
		Subordinate Jails ...	309	7	5,327	268	5,636	275	35	1	...	...	...	24	...	...	5,095	276	5,971			
		Total ...	7,115	200	10,579	1,126	26,694	1,326	3,118	55	1,795	51	15	...	...	...	30,081	1,433	32,113			
Total, 1896.		Prisons ...	6,758	207	10,677	553	17,035	790	2,380	67	1,027	60	6	...	23	1	...	21,082	618	22,000		
		Subordinate Jails ...	221	10	3,464	227	3,695	237	9	...	...	...	...	1	...	...	3,697	237	3,932			
		Total ...	6,979	217	14,141	810	21,730	1,027	2,389	67	1,027	60	6	...	20	1	...	24,777	1,155	25,932		

Convicts who escaped during the year and were not re-caught

JUDICIAL--(FOR CONVICTS ONLY).

and Subsidiary Jails of Bombay during the year 1897.

8				9												10		11		12		13		14		15		16			17
TRANSFERRED TO OTHER JAILS.				RELEASED DURING THE YEAR.												Transferred beyond Seas.	Transferred to Lunatic Asylum.	Escaped.	Executed.	Died.	Remaining at the end of present year.	Daily average number.			Serial Number.						
A.		B.		A.		B.		C.		D.																					
To undergo sentence.		For Transportation beyond Seas, &c.		On appeal.		On expiry of sentence.		Under remission rules.		By order of Government.																					
M.	F.	M.	F.	M.	F.	M.	F.	M.	F.	a.		b.																			
M.	F.	M.	F.	M.	F.	M.	F.	M.	F.	On account of sickness.		On other grounds.		M.	F.	M.	F.	M.	F.	M.	F.	M.	F.	Total							
259	21	7	...	1	...	2,014	111	7	...	...	...	60	8	...	...	...	...	5	...	14	...	360	21	270	10	280	1				
6	...	...	...	2	...	61	...	8	...	...	...	9	...	...	...	...	...	...	...	...	...	8	...	7	...	7	2				
176	...	1	...	...	...	125	...	91	...	2	...	41	...	...	...	8	...	...	...	...	23	...	257	...	247	...	247	2			
61	19	...	...	49	2	1,399	165	264	4	...	...	322	19	...	...	2	...	...	3	...	27	...	2,082	34	1,737	24	1,761	3			
230	6	...	...	86	...	536	87	3	...	...	...	9	9	...	...	...	...	...	...	...	3	...	34	1	47	6	53	4			
494	...	1	...	47	...	842	97	24	...	...	...	67	3	...	...	...	...	...	1	...	6	...	396	14	384	12	396	5			
...	...	...	...	4	...	151	...	179	...	...	...	55	...	...	...	...	...	...	...	...	1	...	289	...	292	...	292	6			
86	2	7	1	40	2	518	26	37	4	...	...	55	13	...	...	...	...	1	...	2	...	258	13	240	12	252	7				
251	8	6	...	42	5	480	32	61	8	...	...	57	13	...	...	1	...	...	8	...	2	...	312	17	337	15	352	8			
...	...	4	...	5	...	137	2	18	...	...	...	20	2	...	...	...	...	...	1	...	...	...	140	1	97	1	98	9			
...	...	...	...	18	3	169	24	91	2	...	...	19	8	...	...	...	...	...	...	...	8	...	168	3	180	7	187	10			
171	2	...	...	168	1	1,320	102	61	9	...	...	134	20	...	...	1	...	...	2	...	92	4	700	42	753	46	799	11			
3	...	...	...	137	7	1,336	68	151	7	...	...	249	26	...	...	2	...	...	4	...	23	...	927	25	937	30	967	12			
1	...	...	...	2	...	40	...	30	1	...	...	13	3	...	...	...	...	...	1	...	2	...	102	2	80	1	81	13			
121	1	...	...	44	3	479	3	43	...	...	...	25	1	...	...	...	...	1	...	...	4	1	199	2	253	1	254	14			
164	...	...	...	116	...	634	1	114	1	...	...	87	1	...	...	3	...	1	...	...	4	...	564	3	593	4	596	15			
130	...	...	...	80	...	709	4	50	...	...	...	88	7	...	...	...	...	1	...	4	...	20	...	467	11	415	5	430	16		
...	...	...	...	2	...	174	...	176	...	...	...	26	...	...	...	...	...	...	...	...	41	...	325	...	276	...	276	17			
1	...	...	...	12	...	224	4	16	...	...	...	10	1	...	...	...	...	...	...	...	...	...	23	...	46	...	46	18			
2,090	54	26	1	795	28	11,378	726	1,409	31	2	...	1,362	127	...	...	11	...	3	...	30	...	270	5	7,610	189	7,190	174	7,364	1897		
1,662	54	...	...	89	1	3,416	194	3	...	...	...	118	9	...	...	...	...	...	2	...	18	...	387	18	353	13	396	1897			
3,752	108	26	1	884	24	14,794	920	1,413	31	2	...	1,460	136	...	...	11	...	3	...	33	...	288	5	7,992	207	7,573	187	7,760	Total		
2,353	60	123	8	678	41	9,204	563	1,597	43	5	...	18	3	27	1	7	...	9	...	29	1	226	6	6,806	193	6,615	201	6,816	1896		
1,010	60	...	...	149	3	2,210	167	1	...	...	...	...	...	...	...	1	...	...	...	10	...	5	...	309	7	274	10	284	1896		
3,363	120	123	8	827	44	11,414	730	1,598	42	5	...	18	3	27	1	8	...	9	...	39	1	231	6	7,115	200	6,899	211	7,100	Total		

tured at close of the year should alone be shown in Column 12.

Showing the Religion, Age, Education and previous Occupation of the Convicts admitted

Serial Number.	Jails.	RELIGION.														AGE.				
		A.						B.		C.		D.		E.		A.		B.		
		CHRISTIANS.						Mahomedans.	Hindus and Sikhs.		Buddhists and Jains.		All other Classes.		Under 16.		16 to 40.			
		a.		b.		c.														
		Europeans		Eurasians.		Natives.		M.	F.	M.	F.	M.	F.	M.	F.	M.	F.	M.	F.	
1	Bombay...	Common Prison ...	1		115	5	940	33	1,460	116	1		28	1	2	2	2,361	122		
2		House of Correction.	Europeans 60	12	1													63		
					5		94		157				5					236		
3	Deccan ...	Yerrowda ...	1	3	10	1	101	10	887	167			1		5	1	661	156		
4		Nasik ...			3		36	5	780	94					13	4	683	73		
5		Dhulia ...							101		1,430	109				10	1	1,366	93	
6		Deccan Gang ...																		
7	Southern Maratha Country.	Bijapur ...					86	4	565	24					3	3	638	19		
8		Dharwar ...		1	6		103	2	458	39					2	5	511	27		
9	Konkan ...	Karwar ...			26	1	27		201	2							209	1		
10		Ratnagiri ...			7		10	1	175	30					2		149	24		
11		Thana ...			42	1	120	8	1,632	100	3		3		11	11	1,422	78		
12	Gujarat...	Ahmedabad ...			1		222	6	1,472	66					7		1,543	69		
13		Rajkot ...					32	1	80	3	2						101	4		
14	Sind ...	Karachi ...	3		4		506	7	89	1			2		2		540	5		
15		Hyderabad ...			1	1	698	1	83	2					4		715	4		
16		Shikarpur ...			1		1,038	11	100	1					1		986	9		
17		Sind Gang ...					1											1		
18	Aden ...	Aden ...	9		2		206	4	3				1		5		204	3		
Total, 1897.		Prisons ...	73	1	16		224	9	4,321	93	9,572	754	6		40	1	66	27	12,559	687
		Subordinate Jails ...	1				17	4	970	22	4,323	240	14	2	2		72	14	4,673	207
		Total ...	74	1	16		241	13	5,291	115	13,895	994	20	2	42	1	138	41	17,232	894
Total, 1896.		Prisons ...	108	1	13	1	215	16	4,539	116	5,913	448	25		64	1	39	14	9,582	47
		Subordinate Jails ...					9		712	55	2,719	172	22		2		35	14	3,020	183
		Total ...	108	1	13	1	224	16	5,251	171	8,632	620	47		66	1	74	28	12,602	661

Parsees ... 20  
 Jews ... 16  
 Total ... 36

(JUDICIAL)—(FOR CONVICTS ONLY).

into the Prisons and Subsidiary Jails of Bombay during the year 1897.

5										6										7			8	
EDUCATION OF CONVICTS.										PREVIOUS OCCUPATION.										Total.			Serial Number.	
C.		D.		A.		B.		C.		MALES.					FEMALES.					M.	F.	Total.		
40 to 60.		Above 60.		Able to read and write.		Able to read only.		Illiterate.		A.	B.	C.	D.	E.	F.	G.	H.	I.	J.					K.
M.	F.	M.	F.	M.	F.	M.	F.	M.	F.	Persons employed under Government or Municipal or other local authorities.	Professional persons.	Persons in service or performing personal offices.	Persons engaged in agriculture and with animals.	Persons engaged in commerce and trade.	Persons employed in mechanical arts, manufactures and engineering operations, &c., &c.	Miscellaneous persons not classed otherwise.	Married.	Unmarried.	Widows.	Prostitutes.				
167	81	14	1	526	3	...	...	2,018	153	50	15	1,974	20	160	75	250	86	4	53	13	2,544	156	2,700	1
9	...	1	...	65	...	...	...	8	...	13	5	7	...	31	16	1	...	...	...	...	73	...	73	2
23	...	2	...	72	...	...	...	189	...	8	20	53	68	39	70	3	...	...	...	...	261	...	261	
130	21	7	...	141	1	9	...	853	177	116	10	218	382	88	133	56	33	3	27	15	1,003	178	1,181	3
116	21	8	1	81	1	1	...	737	98	41	4	41	611	28	68	26	74	2	23	...	819	99	918	4
130	15	5	...	28	...	44	...	1,459	109	49	2	40	1,326	101	3	10	95	2	12	...	1,531	109	1,640	5
...	...	...	...	...	...	...	...	...	...	...	...	...	...	...	...	...	...	...	...	...	...	...	...	6
58	5	2	1	37	...	1	...	613	28	34	46	58	357	40	30	86	15	3	9	1	651	28	679	7
52	9	3	...	39	1	...	...	529	40	15	163	5	192	166	22	15	20	1	15	5	568	41	609	8
44	2	1	...	29	...	...	...	225	3	3	50	53	94	23	12	19	1	...	2	...	254	3	257	9
39	7	2	...	13	...	30	...	149	51	1	17	17	101	15	11	30	19	...	11	1	192	31	223	10
322	19	45	1	138	...	97	...	1,565	109	37	73	107	621	39	...	720	70	7	30	2	1,800	109	1,909	11
139	3	6	...	51	...	24	...	1,620	72	37	2	54	1,016	48	500	38	57	...	15	...	1,695	72	1,767	12
13	...	...	...	16	...	1	...	97	4	15	2	24	44	12	3	14	3	...	1	...	114	4	118	13
60	3	2	...	38	...	3	...	563	8	27	1	141	254	5	1	175	6	...	2	...	604	8	612	14
58	...	5	...	22	...	1	...	759	4	53	1	93	520	8	57	45	3	1	...	...	782	4	786	15
142	3	10	...	77	...	2	...	1,060	12	38	1	59	619	34	27	161	8	...	2	2	1,139	12	1,151	16
...	...	...	...	...	...	...	...	1	...	...	...	...	1	...	...	...	...	...	...	...	1	...	1	17
12	1	...	...	40	...	...	...	181	-4	12	4	90	2	101	2	10	2	1	1	...	221	4	225	18
1,514	140	113	4	1,413	6	213	...	12,626	852	554	406	3,034	6,631	933	1,030	1,659	592	24	203	39	11,252	853	15,110	
559	45	23	2	375	...	66	...	4,886	268	117	150	510	2,797	166	368	1,219	193	8	62	5	5,327	268	5,595	
2,073	185	136	6	1,788	6	279	...	17,512	1,120	671	556	3,544	9,423	1,104	1,393	2,878	735	32	265	44	19,579	1,126	20,705	
1,177	88	69	5	1,463	4	123	...	9,291	579	421	220	2,367	4,802	1,015	803	1,249	373	22	156	32	10,377	583	11,460	
393	27	16	1	350	...	102	...	3,012	227	82	114	363	1,840	130	397	533	141	8	71	7	3,461	227	3,691	
1,570	115	85	6	1,813	4	225	...	12,303	806	503	334	2,730	6,642	1,145	1,200	1,787	514	30	227	39	14,341	810	15,151	



STATEMENT No. III—JUDICIAL—(FOR CONVICTS ONLY).

Showing the Convicts admitted into the Prisons and Subsidiary Jails of Bombay during the year 1897, and those remaining on the 31st December of that year, according to the nature and length of sentences.

Serial Number.	Jails.	Nature of Imprisonment of those admitted as explained at foot.	NUMBER ACCORDING TO LENGTH OF SENTENCE.																								Total.			Serial Number.
			A.		B.		C.		D.		E.		F.		G.		H.		I.		J.									
			Not exceeding 1 month.		Above 1 and not exceeding 3 months.		Above 3 months and not exceeding 6 months.		Above 6 months and not exceeding 1 year.		Above 1 year and not exceeding 2 years.		Above 2 years and not exceeding 5 years.		Above 5 years and not exceeding 10 years.		Exceeding 10 years.		Sentenced to transportation beyond sea.		Sentenced to death.									
			M.	F.	M.	F.	M.	F.	M.	F.	M.	F.	M.	F.	M.	F.	M.	F.	For life.		For a term.		M.	F.	M.	F.	M.	F.	Total.	
1	Common Prison	A. B. C. D.	182	11	493	27	412	19	84	3	7	3	21	4	4	4	1	5	193	11	2,351	145	2,496	1						
			Total of Admissions	1,513	104	493	27	412	19	85	3	7	3	21	4	4	1	5	2,544	156	2,700									
			Total remaining on the 31st December 1897.	65	13	99	4	143	3	28	1	1	4	8	2	360	21	381												
2	House of Correction	A. B. C. D.	4	1	5	1	1	1	4	1	1	1	1	1	1	1	1	1	5	1	68	1	69	2						
			Total of Admissions	48	17	6	107	136	30	334	124	61	5	3	334	8	357													
			Total remaining on the 31st December 1897.	8	3	1	65	124	61	5	3	357																		
3	Yerowda	A. B. C. D.	49	24	9	2	1	4	89	6	37	60	3	12	1	2	1	64	27	926	161	1,077	3							
			Total of Admissions	379	137	186	22	212	13	102	4	37	71	3	13	1	2	1	1,003	178	1,181									
			Total remaining on the 31st December 1897.	8	10	20	9	261	6	348	2	259	3	552	208	1	54	171	3	138	1	3,062		34	2,116					
4	Nasik	A. B. C. D.	77	6	8	2	4	1	403	63	176	20	135	7	4	1	1	97	9	719	91	810	4							
			Total of Admissions	422	69	188	22	143	7	6	1	1	1	1	1	1	1	1	619	99	719									
			Total remaining on the 31st December 1897.	2	22	1	7	1	1	2	1	2	1	1	1	1	1	1	24	1	34	1		35						
5	Dhule	A. B. C. D.	21	6	8	2	7	1	432	77	258	17	319	11	135	2	179	1	88	109	1,662	109	1,771	5						
			Total of Admissions	453	77	263	17	330	11	126	2	130	1	96	61	1	2	16	4	1,781	109	1,890								
			Total remaining on the 31st December 1897.	7	10	3	117	7	29	1	66	1	71	66	2	3	19	1	7	306	14	320	14		314					
6	Deccan Gang	A. B. C. D.	...	...	...	...	...	...	...	...	...	...	...	...	...	...	...	...	...	...	...	...	...	...	6					
			Total of admissions	...	...	...	...	...	...	...	...	...	...	...	...	...	...	...	...	...	...	...	...	...		...	...	...		
			Total remaining on the 31st December 1897.	...	...	...	...	...	...	...	...	...	...	...	...	...	...	...	...	...	...	...	...	...		...	...	...		
7	Bijapur	A. B. C. D.	9	4	2	1	2	1	200	17	144	3	154	1	57	2	43	32	14	5	637	23	660	7						
			Total of Admissions	315	21	146	4	156	1	59	2	43	32	...	...	...	...	...	...	...	...	...	...		...	...	...			
			Total remaining on the 31st December 1897.	4	17	1	78	1	46	4	52	1	46	6	8	1	3	2	1	2	236	13	271							

A.—Prisoners sentenced to simple imprisonment.  
 B.—Prisoners sentenced to rigorous imprisonment.  
 C.—Prisoners sentenced to rigorous imprisonment with solitary confinement.  
 D.—Prisoners sentenced to rigorous imprisonment with whipping.



STATEMENT No. III—JUDICIAL—(FOR CONVICTS ONLY)—concluded.

Serial Number.	Jails.	Nature of Imprisonment of those admitted, as explained at foot.	NUMBER ACCORDING TO LENGTH OF SENTENCE.																								Total.			Serial Number.
			A.		B.		C.		D.		E.		F.		G.		H.		I.				J.							
			Not exceeding 1 month.		Above 1 and not exceeding 3 months.		Above 3 months and not exceeding 6 months.		Above 6 months and not exceeding 1 year.		Above 1 year and not exceeding 2 years.		Above 2 years and not exceeding 5 years.		Above 5 years and not exceeding 10 years.		Exceeding 10 years.		Sentenced to Transportation beyond seas.				Sentenced to Death.							
			M.	F.	M.	F.	M.	F.	M.	F.	M.	F.	M.	F.	M.	F.	M.	F.	For life.		For a term.		M.	F.	M.	F.				
16	Shikarpur ...	A. B. C. D.	11	...	1	...	2	...	1	...	108	...	59	...	37	...	9	...	14	1	9	...	8	...	15	...	12	...		
			177	2	206	2	222	5	268	...	...	...	4	...	4	...	...	...	...	...	...	...	10	...	10	...				
			...	...	...	...	...	...	...	...	...	...	...	...	...	...	...	...	...	...	...	...	...	...	...	...	...	...		
			188	2	209	2	224	5	290	...	116	2	64	...	29	...	9	...	14	1	9	...	8	...	1,139	12	1,161	...		
17	Sind Gang ...	A. B. C. D.	...	...	...	...	...	...	...	...	...	...	...	...	...	...	...	...	...	...	...	...	...	...	...	...				
			...	...	...	...	...	...	...	...	...	...	...	...	...	...	...	...	...	...	...	...	...	...	...	...				
			...	...	...	...	...	...	...	...	...	...	...	...	...	...	...	...	...	...	...	...	...	...	...	...				
			...	...	...	...	...	...	...	...	...	...	...	...	...	...	...	...	...	...	...	...	...	...	...	...				
18	Aden ...	A. B. C. D.	1	...	2	...	...	...	...	...	...	...	...	...	...	...	...	...	...	...	...	...	...	...	...	...				
			187	4	85	...	23	...	15	...	8	...	...	...	...	...	...	...	...	...	...	...	...	...	...	...				
			...	...	...	...	...	...	...	...	...	...	...	...	...	...	...	...	...	...	...	...	...	...	...	...				
			136	4	37	...	23	...	15	...	8	...	...	...	...	...	...	...	...	...	...	...	...	...	221	4	225	...		
1897.	Total for Central and District Prisons ...	A. B. C. D.	522	60	61	9	28	3	13	...	...	...	...	...	...	...	...	...	...	...	...	...	...	...	...	...				
			4,746	498	2,097	148	2,779	85	1,507	26	810	15	554	6	250	3	23	...	54	6	18	...	40	2	13,528	777	14,305	...		
			...	...	...	...	...	...	...	...	...	...	...	...	...	...	...	...	...	...	...	...	...	...	...	...	...	...		
			5,276	555	2,761	157	2,630	83	1,544	26	836	15	596	6	252	3	23	...	54	6	18	...	40	2	14,282	858	15,140	...		
1898.	Total for Subordinate Jails ...	A. B. C. D.	179	39	19	6	5	1	6	...	...	...	...	...	...	...	...	...	...	...	...	...	...	...	...	...				
			2,332	144	1,232	45	626	15	398	7	159	3	139	2	...	...	...	...	...	...	...	...	...	...	...	...				
			...	...	...	...	...	...	...	...	...	...	...	...	...	...	...	...	...	...	...	...	...	...	...	...	...	...		
			2,513	163	1,253	51	636	16	404	6	162	4	101	2	80	1	...	...	...	...	...	...	...	...	...	...				
1899.	Grand Total ...	A. B. C. D.	701	107	70	15	33	4	19	1	...	...	...	...	...	...	...	...	...	...	...	...	...	...	...	...				
			7,979	630	3,919	198	3,406	100	1,905	33	969	18	778	8	290	4	33	...	...	...	...	...	...	...	...	...				
			...	...	...	...	...	...	...	...	...	...	...	...	...	...	...	...	...	...	...	...	...	...	...	...				
			7,780	737	4,004	208	3,406	101	1,948	34	948	19	749	8	282	4	23	...	...	...	...	...	...	...	...	...				
1900.	Total for Central and District Prisons ...	A. B. C. D.	313	89	27	7	45	2	12	1	...	...	...	...	...	...	...	...	...	...	...	...	...	...	...	...				
			3,529	309	2,255	106	1,983	71	1,281	19	597	14	424	4	114	4	6	...	...	...	...	...	...	...	...	...				
			...	...	...	...	...	...	...	...	...	...	...	...	...	...	...	...	...	...	...	...	...	...	...	...				
			3,561	348	2,256	113	2,095	73	1,307	20	622	14	440	4	121	4	6	...	...	...	...	...	...	...	...	...				
1901.	Total for Subordinate Jails ...	A. B. C. D.	116	38	14	14	3	1	4	1	...	...	...	...	...	...	...	...	...	...	...	...	...	...	...	...				
			1,422	107	534	27	554	15	246	13	87	6	79	1	16	...	...	...	...	...	...	...	...	...						
			...	...	...	...	...	...	...	...	...	...	...	...	...	...	...	...	...	...	...	...	...	...	...	...				
			1,538	110	548	48	562	16	254	14	90	6	78	1	24	...	...	...	...	...	...	...	...	...						
1902.	Grand Total ...	A. B. C. D.	429	72	51	15	43	3	19	2	...	...	...	...	...	...	...	...	...	...	...	...	...	...	...	...				
			4,942	418	3,069	133	2,897	96	1,627	32	964	29	694	8	149	4	7	...	...	...	...	...	...	...	...	...				
			...	...	...	...	...	...	...	...	...	...	...	...	...	...	...	...	...	...	...	...	...	...	...	...				
			5,263	466	3,148	160	2,667	99	1,562	34	718	20	522	8	155	4	7	...	...	...	...	...	...	...	...	...				

A.—Prisoners sentenced to simple imprisonment.  
 B.—Prisoners sentenced to rigorous imprisonment.  
 C.—Prisoners sentenced to rigorous imprisonment with solitary confinement.  
 D.—Prisoners sentenced to rigorous imprisonment with whipping.

STATEMENT No. IV—JUDICIAL—(FOR CONVICTS ONLY).

Showing the Convicts admitted into the Prisons and Subsidiary Jails during the year 1897 who had been previously convicted.

1 Serial Number.	2 Jails.	3 Number admitted during the year.			4 NUMBER PREVIOUSLY CONVICTED.									5 Ratio per cent. of column 4 D to column 3.			6 JUVENILE PRISONERS UNDER 16 YEARS OF AGE (SECTION 399 OF THE CRIMINAL PROCEDURE CODE).						7 Serial Number.	
					A.			B.			C.						D.			A.				B.
		Once.			Twice.			More than twice.			Total.			Number admitted during the year.			Number previously convicted.							
		M.	F.	Total.	M.	F.	Total.	M.	F.	Total.	M.	F.	Total.	M.	F.	Total.	M.	F.	Total.	M.	F.	Total.		
1	Bombay ...	Common Prison ...	2,544	156	2,700	333	6	106	3	170	2	609	11	620	23.9	7.0	23.0	2	2	4	...	...	...	1
		House of Correction. } Europeans ...	73	...	73	9	...	1	...	1	...	11	...	11	15.1	...	15.1	...	...	...	...	...	...	
2		House of Correction. } Natives ...	261	...	261	31	...	36	...	116	...	153	...	153	70.1	...	70.1	...	...	...	...	...	...	
3	Deccan ...	Yerrowda ...	1,003	178	1,181	75	7	22	2	25	...	122	9	131	12.2	5.1	11.1	5	1	6	...	...	...	3
4		Nasik ...	819	99	918	66	6	15	1	10	3	91	10	101	11.1	10.1	11.0	12	4	16	...	...	...	4
5		Dhulia ...	1,531	109	1,640	101	...	26	...	13	...	140	...	140	9.1	...	8.5	10	1	11	...	...	...	5
6		Deccan Gang... ..	...	...	...	...	...	...	...	...	...	...	...	...	...	...	...	...	...	...	...	...	...	...
7	Southern Maratha Country.	Bijapur ...	651	28	679	49	...	11	1	7	...	67	1	68	10.3	3.6	10.0	3	3	6	...	...	...	7
8		Dharwar ...	568	41	609	44	1	9	1	12	...	65	2	67	11.4	4.9	11.0	2	5	7	...	1	...	8
9	Konkan ...	Karwar ...	254	3	257	15	...	7	...	9	...	31	...	31	12.2	...	12.1	...	...	...	...	...	...	9
10		Ratnagiri ...	192	31	223	23	1	6	2	7	...	36	3	39	18.7	9.7	17.5	2	...	2	...	...	...	10
11		Thana... ..	1,800	109	1,909	88	3	20	...	23	3	131	6	137	7.3	5.5	7.2	11	11	22	...	...	...	11
12	Gujarat ...	Ahmedabad ...	1,695	72	1,767	112	3	37	1	26	1	175	5	180	10.3	6.9	10.2	7	...	7	1	...	...	12
13		Rajkot ...	114	4	118	7	1	...	...	4	...	11	1	12	9.6	25.0	10.2	...	...	...	...	...	...	13
14	Sind ...	Karachi ...	604	8	612	50	...	27	...	37	1	114	1	115	18.9	12.5	18.8	2	...	2	1	...	...	14
15		Hyderabad ...	782	4	786	65	...	13	...	9	...	87	...	87	11.1	...	11.1	4	...	4	...	...	...	15
16		Shikarpur ...	1,139	12	1,151	177	...	25	...	10	...	212	...	212	18.6	...	18.4	1	...	1	...	...	...	16
17		Sind Gang ...	1	...	1	...	...	...	...	...	...	...	...	...	...	...	...	...	...	...	...	...	...	17
18	Aden ...	Aden ...	221	4	225	12	1	5	...	3	...	20	1	21	9.0	25.0	9.3	5	...	5	1	...	...	18
	Total, 1897	Prisons ...	14,252	858	15,110	1,257	29	366	11	482	10	2,105	50	2,155	14.8	5.8	14.3	66	27	93	4	...	4	
		Subsidiary Jails ...	5,327	268	5,595	254	6	69	2	36	...	369	8	367	6.7	3.0	6.6	72	14	86	1	...	2	
	Total ...	19,579	1,126	20,705	1,511	35	435	13	518	10	2,464	58	2,522	12.6	5.2	12.2	138	41	179	5	1	6		
	Total, 1896	Prisons ...	10,877	583	11,460	1,026	45	410	12	638	17	2,074	74	2,148	19.1	12.7	18.7	39	14	53	4	...	4	
		Subsidiary Jails ...	3,464	227	3,691	172	3	81	...	20	...	223	3	226	6.4	1.3	6.1	35	14	49	1	...	1	
	Total ...	14,341	810	15,151	1,198	48	441	12	658	17	2,297	77	2,374	16.0	9.5	15.7	74	28	102	5	...	5		

STATEMENT No. V—JUDICIAL—(FOR CONVICTS ONLY).

Showing the Escapes and Re-captures of Convicts in the Prisons and Subsidiary Jails of Bombay during the year 1897.

1 Serial Number.	2 Jails.	3 Remaining uncap- tured on the 31st December 1896 of those who escaped during the previous ten years.	4 ESCAPED DURING THE YEAR.			5 RE-CAPTURED DURING THE YEAR.			6 REMAINED UNCAPTURED.			7 UNEXPIRED PORTION OF SENTENCE OF THOSE WHO ESCAPED DURING THE YEAR.			8 Serial Number.
			A.	B.	C.	A.	B.	C.	A.	B.	C.	A.	B.	C.	
			From inside the Jail.	From outside the Jail.	Total.	Of those who escaped in previ- ous ten years.	Of those who escaped during the year.	Total.	Of previ- ous years.	Of the year.	Total.	Under one year.	Above one and under seven years.	Above seven years.	
1	Bombay ...	Common Prison...	...	...	...	...	...	...	...	...	...	...	...	...	1
2		House of Correction ...	...	...	...	...	...	...	...	...	...	...	...	...	2
3	Deccan ...	Yerrowda ...	5	...	...	2	...	2	3	...	3	...	...	...	3
4		Násik ...	1	...	...	...	...	...	1	...	1	...	...	...	4
5		Dhulia ...	1	...	...	...	...	...	1	...	1	...	...	...	5
6		Deccan Gang ...	2	...	...	...	...	...	2	...	2	...	...	...	6
7	Southern Marátha Country.	Bijápur ...	2	...	...	...	...	...	2	...	2	...	...	...	7
8		Dhárwár ...	1	...	...	...	...	...	1	...	1	...	...	...	8
9	Konkan ...	Kárwar ...	1	...	...	...	...	...	1	...	1	...	...	...	9
10		Ratnágiri ...	...	...	...	...	...	...	...	...	...	...	...	...	10
11		Thána ...	6	1	...	1	...	1	6	...	6	...	1	...	11
12	Gujarát ...	Ahmedabad ...	7	...	...	1	...	1	6	...	6	...	...	...	12
13		Rájkot ...	...	...	...	...	...	...	...	...	...	...	...	...	13
14	Sind ...	Karáchi ...	1	...	1	...	...	...	1	1	2	1	...	...	14
15		Hyderabad ...	7	...	1	1	1	...	1	6	1	7	1	...	15
16		Shikárpur ...	12	3	1	4	...	8	8	12	1	13	1	...	16
17		Sind Gang ...	10	...	...	...	1	...	1	9	...	9	...	...	17
18	Aden ...	Aden ...	2	...	...	...	...	...	2	...	2	...	...	...	18
Total, 1897...		Prisons ...	59	4	8	7	5	4	9	54	8	57	8	1	3
		Subordinate Jails ...	11	...	4	4	...	4	4	11	...	11	4	...	...
		Total ...	70	4	7	11	5	8	13	65	8	68	7	1	3
Total, 1896...		Prisons ...	59	15	10	25	5	16	21	54	9	63	9	11	5
		Subordinate Jails ...	12	...	1	1	1	1	2	11	...	11	1	...	...
		Total ...	71	15	11	26	6	17	23	65	9	74	10	11	5

\* Sentenced to death.

---

**STATEMENT No. VI.**

---

STATEMENT No. VI—JUDICIAL

Showing the Offences committed by the Convicts, and the Punishments inflicted on them,

Serial Number.	Jails.	Daily average population.		Offences dealt with by Superintendents.																				By Criminal Courts.														
				Relating to work.				Relating to prohibited articles.				Relating to assaults, mutiny and escapes.				All other breaches of jail rules.				Total.																		
				Dealt with by Minor punishments.		Dealt with by Major punishments.		Dealt with by Minor punishments.		Dealt with by Major punishments.		Dealt with by Minor punishments.		Dealt with by Major punishments.		Dealt with by Minor punishments.		Dealt with by Major punishments.		Dealt with by Minor punishments.		Dealt with by Major punishments.																
				M.	F.	M.	F.	M.	F.	M.	F.	M.	F.	M.	F.	M.	F.	M.	F.	M.	F.	M.	F.			M.	F.	M.	F.	M.	F.	M.	F.	M.	F.			
1	Bombay.	Common Prison	370	10	...	118	...	1	...	118	...	3	...	106	7	...	402	7	1	...	121	...	90	...														
			House of Correction.	7	...	...	16	...	...	...	...	...	...	...	16	...	...	32	...	...	...	25	...	4	...													
				Natives	247	...	...	121	...	23	...	126	...	14	...	1	...	312	...	17	...	589	...	55	...	195	...	28	...									
2	Yerrowda	1,757	24	7	1,050	...	1,761	...	283	...	108	...	36	...	42	...	170	...	108	...	2	...	1,548	...	1,053	...	2	7	...	668	...							
3		Deccan.	Nasik	47	6	...	1	...	1	...	3	...	...	...	1	...	1	1	...	...	5	2	1	...	...	...	...	...	...	3	3	...						
4			Dhulla	384	12	...	89	...	3	...	14	...	22	...	2	...	...	...	50	2	14	...	3	...	161	5	33	...	2	...	60	3	...	1				
5	Deccan Gang		292	...	2	10	...	14	...	15	...	1	...	...	...	5	...	50	...	15	...	...	...	75	...	35	...	2	...	9	...	...						
6	Southern Maratha Country.	Bijapur	240	12	1	103	...	1	...	12	...	28	...	5	...	...	...	37	12	15	...	3	...	178	15	29	...	3	1	...	31	4	...	46	3			
7		Dhárwar	367	15	1	65	...	...	...	23	...	1	...	3	...	...	...	71	6	2	...	...	...	104	7	6	...	1	...	70	...	9	...	1				
8		Karnata.	Kárwar	97	1	...	31	...	...	...	11	...	2	...	...	...	2	...	73	...	7	...	...	...	115	...	11	...	...	...	46	...	53	...				
9	Ratnágiri		160	7	...	6	...	3	...	...	...	5	...	...	...	4	...	22	...	8	...	...	...	28	...	15	...	...	...	6	...	5	...					
10	Thána		758	46	2	118	...	1	...	19	...	50	...	1	...	9	...	8	1	1	...	177	16	9	...	1	...	362	18	38	...	1	2	...	113	1	...	13
11	Gujarat.	Abmedabad	937	30	...	97	...	8	...	121	...	23	...	...	...	1	...	67	8	6	...	...	...	285	8	40	...	...	...	28	...	8	...	...				
12		RAjkot	60	1	...	8	...	1	...	2	...	3	...	...	...	...	...	...	...	...	...	...	...	5	...	4	...	...	...	2	...	3	...	...				
13	Sind.	Karachi	253	1	2	11	...	5	...	6	...	5	...	...	...	6	...	16	...	18	...	...	...	23	...	34	...	3	...	...	...	...	...					
14		Hyderabad	592	4	4	924	...	247	...	144	...	50	...	22	...	28	...	708	...	130	...	...	...	1,798	...	461	...	4	...	362	...	66	...	...				
15		Shikarpur	415	5	3	302	...	23	...	72	...	17	...	...	...	7	...	150	...	54	...	1	...	524	...	106	...	1	...	184	...	15	...	...				
16	Sind Gang	376	...	1	24	...	7	...	8	...	3	...	...	...	1	...	20	...	15	...	...	...	63	...	26	...	1	...	7	...	...	...						
17		Aden	46	...	...	22	...	6	...	16	...	...	...	5	...	1	...	20	...	8	...	...	...	72	...	10	...	...	...	41	...	...	...					
18	Total, 1897.	Prisons	7,190	174	23	3,120	...	5,200	...	1,069	...	4	251	...	74	2,104	...	2,160	46	402	...	9	6,423	57	2,647	...	9	23	...	1,900	10	354	...	6				
19		Subsidiary Jails	383	18	...	18	...	1	...	5	2	...	...	...	4	...	...	24	...	...	...	...	...	51	2	1	...	...	...	24	2	2	...	...				
20	Total	7,573	187	23	3,138	...	5,201	...	1,074	...	6	251	...	78	2,104	...	2,184	46	408	...	9	6,474	59	2,648	...	9	23	...	1,903	12	356	...	6					
21	Total, 1900.	Prisons	6,615	201	56	2,312	...	4,337	...	648	...	3	312	...	118	4,101	...	1,450	41	428	...	9	4,526	100	1,478	...	13	56	...	1,020	24	551	...	10				
22		Subsidiary Jails	274	16	3	7	...	...	...	9	...	2	...	...	...	1	...	12	...	...	...	...	...	29	...	2	...	...	...	19	...	2	...	...				
23	Total	6,889	211	59	2,319	...	4,337	...	657	...	3	314	...	119	4,101	...	1,462	41	428	...	9	4,557	100	1,480	...	13	59	...	1,020	26	553	...	10					

—(FOR CONVICTS ONLY).

in the Prisons and Subsidiary Jails of Bombay during the year 1897.

7							8							9	10	11	12	13	14									
Punishments inflicted.														Grand Total Punishments.	Ratio of Column 7 to Column 3.	Ratio of Column 8 to Column 3.	Ratio of Column 9 to Column 3.	Ratio of Column 8 & 9 to Column 9.	Serial Number.									
By Superintendents.																												
Minor.							Major.																					
c	d	e	f	a	b	c	d	e	f	a	b	c	d							e	f							
Separate, cellular and solitary confinement.	Hand cuffing and link fetters.	Other punishment.	Total.	Separate cellular and solitary confinement.	Penal diet with solitary confinement.	Fetters and hand-cuffing behind or to a staple.	Corporal punishment.	Other punishments.	Total.	Separate cellular and solitary confinement.	Penal diet with solitary confinement.	Fetters and hand-cuffing behind or to a staple.	Corporal punishment.	Other punishments.	Total.													
M.	F.	M.	F.	M.	F.	M.	F.	M.	F.	M.	F.	M.	F.	M.	F.	M.	F.											
17	6	90	...	75	1	402	7	...	...	...	...	...	1	...	1	...	403	7	148'9	70'	0'4	...	149'3	70'	'2	1		
1	...	1	...	1	...	32	...	...	...	...	...	...	...	...	...	...	32	...	457'1	...	...	...	457'1	...	...	2		
38	...	69	...	259	...	539	...	3	...	...	...	...	84	8	15	...	55	...	233'5	...	22'3	...	260'7	...	0'5	3		
13	...	105	...	762	...	1,548	...	46	...	859	2	8'9	69	111	...	1,953	2	3,508	2	89'1	...	112'4	8'3	202'0	8'3	1'9	4	
...	...	...	...	3	...	5	2	...	...	...	...	...	1	...	...	1	...	6	2	10'6	33'3	2'1	...	12'8	33'3	16'7	5	
6	...	9	...	88	1	161	5	6	2	21	...	...	0	...	...	33	2	194	7	41'9	41'7	8'6	16'7	50'5	58'3	3'1	6	
...	...	8	...	53	...	75	...	...	...	...	...	...	10	...	25	...	35	...	112	...	25'7	...	12'0	...	33'4	...	7	
26	4	13	...	60	4	178	15	6	...	6	2	...	3	14	1	29	3	208	18	74'2	125'	12'1	25	86'7	150'	1'4	8	
...	1	12	...	73	5	164	7	1	...	1	...	...	1	2	...	5	...	170	7	48'7	46'7	1'5	...	50'4	46'7	0'5	9	
3	...	1	...	12	...	115	...	...	...	4	...	...	4	3	...	11	...	126	...	118'6	...	11'3	...	129'9	...	3'2	10	
...	...	...	...	17	...	28	...	1	...	8	...	...	4	2	...	15	...	43	...	15'6	...	3'3	...	23'9	...	9'3	11	
14	6	12	...	209	8	362	18	...	...	1	...	10	...	27	1	38	1	402	19	43'1	39'1	5'0	3'2	53'4	41'3	...	12	
16	...	24	...	109	3	285	3	...	...	23	...	12'	1	4	...	40	...	325	3	30'4	10'	403'	...	34'7	10'	0'3	13	
...	...	...	...	6	...	1	...	8	...	...	...	...	...	...	4	...	9	...	9	...	6'2	...	5'0	...	11'2	...	...	14
...	...	2	...	81	...	33	...	...	...	17	...	12	1	4	...	34	...	69	...	13'0	...	13'4	...	27'3	...	1'4	15	
322	...	377	...	656	...	1,703	...	138	...	20	...	171	26	96	...	451	...	2,248	...	302'9	...	76'2	...	379'7	...	1'2	16	
7	...	4	...	311	...	624	...	...	...	2	...	16	9	79	1	106	1	633	1	126'3	...	25'5	20'0	152'5	20'0	1'4	17	
...	...	...	...	45	...	52	...	...	...	...	...	5	2	19	...	26	...	79	...	18'8	...	9'4	...	28'6	...	2'5	18	
...	...	1	...	80	...	73	...	...	...	1	...	1	4	4	...	10	...	82	...	156'5	...	21'7	...	178'3	...	4'9	19	
473	17	739	...	2,868	22	6,423	67	202	2	968	4	1,140	134	405	3	2,847	9	9,293	68	89'3	32'8	39'6	5'2	129'2	37'9	1'9	20	
1	...	3	...	21	...	51	2	...	...	...	...	...	1	...	...	1	...	52	2	13'3	15'4	0'3	...	13'6	...	1'9	21	
474	17	742	...	2,909	22	6,474	69	202	2	968	4	1,140	135	405	3	2,848	9	9,345	68	85'5	31'5	37'6	4'8	123'4	36'4	1'4	22	
304	35	359	...	2,204	29	4,528	100	157	5	307	5	372	139	603	3	1,478	13	6,062	118	68'5	49'7	22'3	6'5	91'6	56'2	2'3	23	
...	...	...	...	8	...	29	...	...	...	...	...	...	...	2	...	2	...	34	...	10'6	...	0'7	...	12'4	...	...	24	
304	35	359	...	2,212	29	4,537	100	157	5	307	5	372	139	605	3	1,480	13	6,096	113	66'1	47'4	21'5	6'2	88'5	58'6	2'3	25	



## STATEMENT No. VII—JUDICIAL—(FOR CONVICTS ONLY).

Showing the Employment of Convicts as Prison Officers in the Prisons and Subsidiary Jails of Bombay during 1897.

1 Serial Number.	2 Prisons.	3 Average number of Convicts.		4 Average number employed as Prison Officers.		5 Ratio per cent. of column 4 to column 3.		6 Total number employed as Prison Officers.		7 Number of reductions or other punishments.		8 REMARKS.	9 Serial Number.
		M.	F.	M.	F.	M.	F.	M.	F.	M.	F.		
1	Bombay ...	Common Prison ...	270	10	11	...	4.1	...	25	...	3	...	1
		House of Correction. { Europeans ...	7	...	...	...	...	...	...	...	...	...	...
2		{ Natives ...	247	...	18	...	7.1	...	48	...	58	...	2
3	Peccan ...	Yerrowda ...	1,737	24	232	...	13.4	...	203	...	171	...	3
4		Násik ...	47	6	3	...	6.4	...	6	...	1	...	4
5		Dhulia ...	384	12	25	1	6.5	6.3	26	1	5	...	5
6		Deccan Gang ...	292	...	19	...	6.5	...	27	...	29	...	6
7	Southern Maratha Country.	Bijapur ...	240	12	24	2	10.0	16.7	24	2	21	4	7
8		Dhárwár ...	337	15	37	1	11.0	6.7	35	1	20	1	8
9	Konkan ...	Kárwár ...	97	1	18	...	18.6	...	24	...	21	...	9
10		Ratnágiri ...	180	7	13	...	7.2	...	28	...	1	...	10
11		Thána ...	753	46	65	8	8.6	17.4	129	9	68	11	11
12	Gujarát ...	Ahmedabad ...	937	30	58	...	6.2	...	141	...	44	...	12
13		Rájkot ...	80	1	10	...	12.5	...	15	...	...	...	13
14	Sind ...	Karachi ...	253	1	41	...	16.1	...	100	...	18	...	14
15		Hyderabad... ..	592	4	98	...	16.6	...	250	...	214	...	15
16		Shikárpur ...	415	5	57	1	13.7	20.0	145	1	70	1	16
17		Sind Gang ...	276	...	17	...	6.2	...	48	...	13	...	17
18	Aden ...	46	...	1	...	2.1	...	1	...	...	...	18	
Total, 1897...		{ Prisons ...	7,190	174	747	13	10.4	7.5	1,275	14	757	17	
		{ Subsidiary Jails ...	383	13	1	...	0.3	...	5	...	...	...	
		Total ...	7,573	187	748	13	9.9	6.9	1,280	14	757	17	
Total 1896...		{ Prisons ...	6,615	201	743	15	11.2	7.5	1,014	22	527	43	
		{ Subsidiary Jails ...	274	10	5	...	1.8	...	6	...	2	...	
		Total ...	6,889	211	748	15	10.9	7.1	1,020	22	529	43	

Convict Officers appointed to assist the free warders in maintaining order and discipline amongst prisoners.

---

STATEMENT No. VIII.

---

## STATEMENT No.

Showing the Scale of Diet in the Prisons and

1				2									
For Natives.				DIET SCALE OF LABOURING PRISONERS.									
				Wheat, Bajri, Jowari or Nagli Flour.	Dal.	Vegetables.	Salt.	Curry-stuff.	Cokum or Tamarind.	Onions.	Oil.	Animal Food.	Fire-wood.
				Lbs. ozs.	Ozs.	Ozs.	Drs.	Drs.	Drs.	Drs.	Drs.	Ozs.	Lbs.
Prisoners on <i>bona-fide</i> hard labour ...				1 8	5	8	8	4	4	4	6	4	1
Prisoners on intra-mural or medium labour.				1 6	4	8	8	4	4	4	6	4	1
Burmese prisoners ... .. Rice. Ozs. 20				0 2	5	8	8	4	4	4	6	4	1

Animal food is issued once a week to natives and three times a week to Burmese prisoners in lieu of dal. The issue of oil to natives and Burmese prisoners was increased to 10 and 8 drs. respectively and that of tamarind reduced to 2 drs. during cold season. 4 drs. Ngapi is allowed daily to Burmese prisoners.

				PUBLIC									
				DECCAN GANG.									
				Wheat, Bajri or Jowari Flour.	Dal.	Vegetables.	Salt.	Curry-stuff.	Cokum or Tamarind.	Onions.	Oil.	Animal Food.	Fire-wood.
				Lbs. ozs.	Ozs.	Ozs.	Drs.	Drs.	Drs.	Drs.	Drs.	Ozs.	Lbs.
Prisoners on <i>bona-fide</i> hard labour ...				1 10	5	8	8	4	4	4	6	4	1
Prisoners on medium labour ... ..				1 8	4	8	8	4	4	4	6	4	1

		LABOURING PRISONERS.													
For Europeans.		Mutton or Beef.	Bread, 2nd sort.	Milk.	Rice, 2nd sort.	Ghee.	Salt.	Pepper, black.	Sugar.	Vegetables.	Potatoes.	Dal.	Condiments.	Fire-wood.	Tea.
		Ozs.	Ozs.	Ozs.	Ozs.	Drs.	Drs.	Drs.	Ozs.	Ozs.	Ozs.	Ozs.	Drs.	Lbs.	Drs.
Male prisoners ...		8	16	8	6	8	8	$\frac{1}{2}$	1 $\frac{1}{2}$	6	8	4	8	2	8
Female prisoners ...		6	16	8	6	8	8	$\frac{1}{2}$	1 $\frac{1}{2}$	6	6	3	8	2	8

Rice and condiments are issued twice, dal three times, and potatoes five times a week. On the days on which dal is issued the allowance of mutton is reduced to 4 ozs.

VIII—JUDICIAL.

Jails of the Bombay Presidency during 1897.

DIET SCALE OF NON-LABOURING PRISONERS.										4	5
Wheat, Bājri, Jowāri or Nāgli Flour.	Dāl.	Vegetables.	Salt.	Curry-stuff.	Cokum or Tamarind.	Onions.	Oil.	Animal Food.	Fire-wood.	Punishment Diet Scale.	Note of any change effected in Diet Scale during the year.
Lbs. ozs.	Ozs.	Ozs.	Drs.	Drs.	Drs.	Drs.	Drs.	Ozs.	Lbs.		
1 4	4	8	8	4	4	4	6	4	1		
...	...	...	...	...	...	...	...	...	...		
...	...	...	...	...	...	...	...	...	...		
WORKS.											
SIND GANG.											
Wheat, Bājri or Jowāri Flour.	Dāl.	Vegetables.	Salt.	Curry-stuff.	Cokum or Tamarind.	Ghee.	Animal Food.	Molasses.	Onions.	Fire-wood.	1 lb. Bājri or Jowāri flour, 6 drs. salt and 1 lb. fire-wood.
Lbs. ozs.	Ozs.	Ozs.	Drs.	Drs.	Drs.	Drs.	Ozs.	Ozs.	Drs.	Lbs.	
2 0	5	8	8	4	4	6	6	3	5	1	
1 8	5	8	8	4	4	6	4	3	5	1	
PRISONERS OF ALL CLASSES.											
	Jowāri, Bājri or Nāgli Flour.	Dāl.	Vegetables.	Salt.	Condiments.	Cokum or Tamarind.	Oil.	Fire-wood.			
	Lbs. ozs.	Ozs.	Ozs.	Drs.	Drs.	Drs.	Drs.	Lbs.			
For Subordinate Jails ...	1 4	4	6	8	4	4	6	2			

The following changes were made temporarily in the prescribed diet scales:—

*Common Prison.*—Wheat and rice were substituted for jowāri and bājri on recommendation of the Medical Officer from 3rd January to 15th October 1897.

*House of Correction.*—18 ozs. rice was issued to prisoners on non-labour on recommendation of the Medical Officer in lieu of wheat, bājri or jowāri flour.

*Deccan Gang.*—Mutton was issued twice a week in lieu of dāl, and half the allowance of vegetables issued on Sundays and Wednesdays consisted of potatoes.

*Thana Prison.*—On the recommendation of the Medical Officer the issue of rations was reduced to  $\frac{2}{3}$  of the prescribed diet.

*Kardchi Prison.*—Prisoners employed on sand party get 2 ozs. grain flour and 1 oz. molasses in addition to the prescribed diet.

*Hyderabad and Shikārpur Prisons.*—Ghee is issued once a week in lieu of oil to all prisoners.

*Sind Gang.*—Ghee is issued daily in lieu of oil. Mutton is issued five times, dāl once, and molasses once a week.

STATEMENT No. IX—FINANCIAL.

Showing the Expenditure in Guarding and Maintaining the Prisoners in the Jails and Subsidiary Jails of Bombay during the year 1897, excluding the cost of building new jails, of additions, alterations, or repairs.

Serial Number.	Jails.	DAILY AVERAGE NUMBER OF PRISONERS.			ESTABLISHMENT.				DISTING CHARGES.						HOSPITAL CHARGES.							
		Convicts.	Under-trials.	Total.	A.	B.	C.	D.	A.	B.	C.	D.	E.	F.	A.	B.	C.	D.	E.	F.	G.	
																						Permanent.
1	Common Prison	280	15	295	Rs. 12,680	Rs. 195	Rs. 12,875	Rs. a. p. 45 10 10	Rs. 14,105	Rs. 133	Rs. ...	Rs. ...	Rs. 14,238	Rs. a. p. 48 4 3	Rs. 206	Rs. 15	Rs. 298	Rs. ...	Rs. 517	Rs. a. p. 1 12 0	Rs. a. p. 168 10 8	
2	House of Correction	254	1	255	18,450	...	18,450	72 6 8	18,833	144	5	...	18,532	58 1 1	580	45	600	...	1,178	4 9 9	168 12 6	
3	Deccan Jails	Yerrowda	1,761	11	1,772	24,808	348	25,156	14 8 1	78,004	410	540	...	79,044	44 9 8	2,784	2,659	1,078	...	6,528	2 10 10	121 15 8
4		Nasik	83	7	90	1,646	155	1,701	28 5 7	2,580	41	...	2,621	43 10 11	65	...	...	...	65	1 1 4	50 0 0	
5		Dhulia	816	110	926	6,079	387	6,466	12 12 5	20,341	78	196	...	20,610	40 11 6	469	60	218	...	707	1 9 4	78 8 11
6		Deccan Gang	292	...	292	10,674	...	10,674	57 1 8	18,258	75	...	...	18,228	62 12 8	605	83	248	...	934	3 8 2	95 4 11
7	B. M. Country	Bijapur	252	36	288	5,790	37	5,817	20 8 2	12,799	49	48	...	12,891	44 12 3	354	31	410	...	795	2 12 2	120 5 3
8		Dharwar	362	19	371	7,417	...	7,417	19 15 10	18,769	119	363	24	14,164	38 2 5	390	226	207	108	691	2 6 8	127 1 3
9		Karwar	96	11	107	4,036	...	4,036	37 0 5	8,171	153	83	...	8,497	31 4 1	17	4	111	...	182	1 3 4	146 3 3
10	Karnatak	Ratnagiri	147	4	151	4,251	201	4,452	28 4 11	9,477	44	82	...	9,578	60 1 11	878	586	95	...	1,559	8 2 7	178 3 7
11		Thana	709	14	723	12,449	195	12,644	15 8 10	35,915	286	173	...	36,374	44 11 10	2,785	2,268	1,190	...	6,214	7 10 3	103 15 4
12	Gujarat	Ahmedabad	967	24	991	16,380	...	16,380	16 8 8	40,988	84	62	...	41,134	41 8 1	1,186	104	648	...	1,892	1 14 8	78 6 6
13		Rajkot	81	10	91	3,711	...	3,711	40 12 6	8,777	9	65	...	8,851	42 5 1	126	64	145	...	335	3 10 11	145 10 5
14	Sind	Karachi	254	15	269	7,165	...	7,165	26 10 3	11,038	31	...	...	11,064	41 2 1	616	38	251	...	900	3 5 6	71 0 6
15		Hyderabad	566	37	603	19,044	...	19,044	30 1 4	21,362	72	189	...	21,613	34 3 3	1,255	1,860	274	...	3,389	6 5 5	149 4 9
16		Shikarpur	420	38	458	6,935	...	6,935	15 2 8	14,901	144	118	...	15,163	33 1 8	781	214	644	...	1,699	3 9 3	174 5 9
17	Sind Gang	276	...	276	10,748	...	10,748	60 10 11	12,748	79	17	...	12,839	64 10 2	867	6	357	...	782	2 10 5	106 1 5	
18	Aden	Aden	46	...	46	6,547	...	6,547	142 5 8	2,747	2	...	...	2,749	59 12 3	16	23	246	...	285	6 5 11	3,560 0 0
	Total, 1897...	Prisons	7,344	352	7,716	1,90,768	1,508	1,92,266	24 14 7	8,34,418	1,644	1,794	24	8,38,194	43 12 3	13,181	7,921	7,667	108	24,777	3 11 8	1,78 11 8
		Subsidiary Jails	390	240	630	11,679	644	12,323	19 2 8	25,287	147	...	...	25,543	37 18 6	308	14	15	...	837	0 6 0	22 14 10
	Lock-ups	...	...	...	...	...	...	...	45,201	...	...	...	45,201	48 12 2	...	...	...	...	...	...	...	...
	Total	7,700	1,569	9,219	2,02,382	2,147	2,04,529	21 15 2	4,04,876	2,095	1,998	24	4,08,998	43 14 2	13,489	7,936	7,682	108	26,114	3 2 0	22 6 11	
	Inspection and General Superintendence.	...	...	...	24,998	194	25,192	...	...	...	...	...	...	...	...	...	...	...	...	...	...	...
	GRAND TOTAL	7,700	1,569	9,219	2,27,380	2,341	2,29,621	24 10 3	4,04,876	2,095	1,998	24	4,08,998	43 14 2	13,489	7,936	7,682	108	26,114	3 2 0	22 6 11	
	Total, 1896...	Prisons	6,816	177	6,993	1,89,458	410	1,90,868	27 2 5	1,09,784	1,188	986	...	2,01,975	28 14 1	11,550	6,027	6,944	...	23,521	3 5 10	89 18 9
		Subsidiary Jails	284	186	470	11,019	...	11,019	24 7 9	11,463	107	250	...	11,849	26 3 11	140	7	...	...	147	0 6 5	14 11 2
	Lock-ups	...	...	...	...	...	...	...	32,989	...	...	...	32,989	33 2 6	...	...	...	...	...	...	...	
	Total	7,100	1,032	8,132	2,00,477	410	2,00,887	24 11 3	2,24,125	1,302	1,246	...	2,26,673	29 1 5	11,690	6,034	6,944	...	23,668	3 14 7	89 7 9	
	Inspection and General Superintendence.	...	...	...	28,825	...	28,825	...	...	...	...	...	...	...	...	...	...	...	...	...	...	...
	GRAND TOTAL	7,100	1,032	8,132	2,29,302	410	2,29,722	24 4 0	2,24,125	1,302	1,246	...	2,26,673	29 1 5	11,690	6,034	6,944	...	23,668	3 14 7	89 7 9	

1	2	7		8					9				10								11		
		CLOTHING AND BEDDING OF PRISONERS.		SANITATION CHARGES.					CHARGES FOR MOVING PRISONERS.				CHARGES FOR OTHER MISCELLANEOUS SERVICES AND SUPPLIES.								TRAVELLING ALLOWANCES.		
		A.	B.	A.	B.	C.	D.	E.	A.	B.	C.	D.	A.	B.	C.	D.	E.	F.	G.	H.	A.	B.	
Total cost.	Cost per head of average strength excluding civil prisoners.	Charges for conservancy cleansing and purifying.	Charges for water-supply.	Extra-ordinary charges.	Total cost.	Cost per head of average strength.	Transfer charges and road subsistence of convicts and under-trial prisoners.	Transportation charges.	Total cost.	Cost per head of average strength.	For lighting.	Disciplinary charges.	Annual expenses for uniform and accoutrements of warders.	Money payments as reward for captures and services.	Execution charges.	Other miscellaneous charges.	Total cost.	Cost per head of average strength.	Total cost.	Cost per head of average strength.			
Rs.	Rs. a. p.	Rs.	Rs.	Rs.	Rs.	Rs. a. p.	Rs.	Rs.	Rs.	Rs. a. p.	Rs.	Rs.	Rs.	Rs.	Rs.	Rs.	Rs.	Rs.	Rs. a. p.	Rs.	Rs. a. p.		
1	Bombay.	Common Prison ...	622	2 1 0	2,218	153	44	2,410	8 2 8	324	...	324	1 1 7	949	27	276	136	101	180	1,619	5 7 10	3	0 0 2
2		House of Correction ...	528	2 1 1	2,318	207	...	2,565	10 2 2	402	...	402	1 0 8	568	54	232	160	...	183	1,242	4 13 11	63	0 3 11
3	Deccan.	Yerrawda ...	8,112	4 9 8	505	4,966	19	5,400	3 1 7	2,580	...	2,580	1 7 4	1,240	70	667	1,614	23	1,371	4,065	2 13 0	89	0 0 10
4		Nasik ...	174	2 14 5	0	22	2	33	0 8 10	412	...	412	0 13 11	81	20	49	89	...	27	175	2 14 8	2	0 0 6
5		Dhulia ...	1,138	2 8 10	18	20	...	33	0 1 1	302	...	302	0 9 7	135	...	125	130	...	57	494	0 15 6	16	0 0 6
6		Deccan Gang... ..	654	2 14 10	68	11	...	78	0 4 4	814	...	814	2 12 7	177	...	698	288	...	65	1,228	4 8 3	140	0 8 2
7	S. M. Country.	Bijapur ...	628	3 2 11	11	46	...	57	0 8 2	200	...	200	1 0 7	80	4	17	180	18	134	438	1 8 1	218	0 12 2
8		Dharwar ...	848	2 4 8	28	...	1	29	0 1 3	994	...	994	2 10 10	257	10	...	206	104	98	765	2 1 0	134	0 5 9
9	Konkan.	Karwar ...	105	0 15 5	5	...	5	0 0 9	102	...	102	0 15 0	65	3	...	93	10	63	234	2 2 4	11	0 1 8	
10		Ratnagiri ...	663	3 7 6	26	16	...	42	0 8 0	263	...	263	1 5 2	150	34	180	76	...	48	468	2 7 3	...	0 1 1
11		Thana ...	1,959	2 6 7	161	136	561	858	1 0 11	885	...	885	1 1 5	687	87	442	355	...	140	1,637	2 0 2	57	0 1 1
12	Gujarat.	Ahmedabad ...	8,112	8 2 8	134	14	26	174	0 2 10	913	...	913	0 14 9	394	6	492	898	34	27	1,351	1 5 10	3	...
13		Rajkot ...	298	3 3 6	14	50	...	64	0 11 8	58	...	58	0 10 2	138	1	119	64	...	33	355	3 14 5	...	...
14	Sind.	Karachi ...	1,190	4 3 9	84	79	480	648	2 6 3	28	...	28	0 1 8	129	...	...	274	...	60	453	1 10 11	38	0 2 8
15		Hyderabad ...	2,555	4 0 7	152	1	33	186	0 4 8	445	...	445	0 11 3	267	31	...	491	...	189	983	1 9 0	24	0 5 8
16		Shikarpur ...	2,805	6 2 0	105	39	...	203	0 7 1	150	...	150	0 5 8	259	11	44	416	59	270	1,069	2 5 0	568	0 13 7
17		Sind Gang ...	2,044	7 6 6	19	62	...	71	0 4 1	793	...	793	2 14 0	80	16	2	167	...	269	514	1 13 10	179	0 10 4
18	Aden.	Aden ...	27	0 9 5	65	360	...	451	9 12 10	...	...	...	35	...	11	3	...	15	64	1 6 3	...	...	
	Total, 1897 ...	Prisons ...	27,601	3 9 3	5,990	6,257	1,160	13,418	1 11 10	9,764	...	9,764	1 4 8	5,536	303	2,404	5,170	302	3,199	18,064	2 5 5	1,673	0 3 8
		Subordinate Jails ...	1,443	2 2 2	318	108	240	601	0 15 8	2,558	...	2,558	3 12 8	588	43	63	62	5	573	1,263	1 13 11	6	0 0 1
		Lock-ups ...	494	0 8 6	...	...	...	...	...	11,805	...	11,805	12 11 9	...	...	...	...	...	3,068	3,068	3 5 0	...	...
	Total ...	29,638	8 2 9	6,308	6,365	1,406	14,074	1 8 2	24,117	...	24,117	2 9 5	6,074	406	3,466	5,222	397	6,840	22,395	2 6 5	1,578	0 2 9	
	Inspection and General Superintendence.	...	...	...	...	...	...	...	...	...	...	...	...	...	...	...	...	...	...	...	224	...	...
	GRAND TOTAL ...	29,638	8 2 9	6,308	6,365	1,406	14,074	1 8 2	24,117	...	24,117	2 9 5	6,074	406	3,466	5,222	397	6,840	22,395	2 6 5	1,802	0 3 1	
	Total 1896 ...	Prisons ...	23,918	3 6 6	5,572	7,810	214	13,396	1 14 8	8,014	...	8,525	1 3 0	5,338	270	2,238	2,445	343	3,073	14,077	2 1 5	1,785	0 4 1
		Subordinate Jails ...	1,115	2 7 3	262	90	...	262	0 12 6	1,284	...	1,284	2 13 7	679	22	339	35	35	631	1,611	8 10 4	40	0 1 5
		Lock-ups ...	368	0 8 7	...	...	...	...	...	7,264	...	7,264	10 8 8	...	...	...	...	...	2,302	2,302	3 5 5	...	...
	Total ...	25,301	3 1 9	5,834	7,700	214	13,748	1 11 1	16,562	511	17,073	2 1 7	5,917	292	2,577	2,480	376	6,906	18,550	2 4 6	2,369	0 3 7	
	Inspection and General Superintendence.	...	...	...	...	...	...	...	...	...	...	...	...	...	...	...	...	...	...	...	534	...	...
	GRAND TOTAL ...	25,301	3 1 9	5,834	7,700	214	13,748	1 11 1	16,562	511	17,073	2 1 7	5,917	292	2,577	2,480	376	6,906	18,550	2 4 6	2,369	0 4 7	

STATEMENT No. IX—FINANCIAL—continued.

1	2	12							13												14																
		CONTINGENCIES.							EXTRAORDINARY CHARGES FOR LIVE-STOCK AND TOOLS AND PLANT LIKELY TO LAST FOR 3 YEARS AND UPWARDS.												Grand Total of expenditure.	Total Cost per head of average strength.															
		A.	B.	C.	D.	E.	F.	G.	H.	A.	B.	C.	D.	E.	F.	G.	H.	I.	J.	K.			L.														
Rents, rates and taxes.	Service postage.	Telegrams and telephone charges.	Current office expenses including country stationery.	Office furniture.	Charges for Registers and Stationery (Stationery Department charges).	Total Cost.	Cost per head of average strength.	Conservancy and water-supply dead stock.	Dietary dead stock.	Hospital dead stock.	Garden and agricultural plant.	Lighting dead stock.	Disciplinary dead stock.	Arms and accoutrements (original cost).	Dairy live-stock and plant (excluding maintenance).	Draught cattle (excluding keep, which goes under 10 F.).	Other miscellaneous dead stock.	Total Cost.	Cost per head of average strength.	Rs.	Rs. a. p.																
Serial Number.	Jails.	Rs.	Rs.	Rs.	Rs.	Rs.	Rs. a. p.	Rs.	Rs.	Rs.	Rs.	Rs.	Rs.	Rs.	Rs.	Rs.	Rs.	Rs.	Rs.	Rs.	Rs.	Rs. a. p.															
1	Bombay	Common Prison	5	13	26	42	86	0 4 8														33,703	116 13 9														
		House of Correction	30	31	44	19	28	145	0 9 1	27	25	22		36	69	55			7	175	0 11 0	34,297	150 2 11														
2	Deccan	Yerronda	291	22	217	7	319	1,016	0 9 2	215	926				9	11					1,161	0 10 6	1,34,149	75 11 3													
		Nasik	40	3	0	3	9	64	1 1 1	4	1										7	0 1 10	6,211	87 9 1													
		Dhulia	20	25	2	45	28	181	0 5 8		141										239	0 6 7	30,751	69 9 4													
7	Southern Maratha Country.	Bijapur	45	9	9		23	66	0 4 9		2										2	0 0 1	29,148	134 1 1													
		Dhárwar	86	23	25		18	152	0 8 5		2										19			21,356	74 2 5												
9	Konkan	Karwar	120	32	15	7	25	199	0 8 7		8											48	65	9 2 7	25,916	69 9 4											
		Ratnagiri	260	37	6		3	19	323	2 15 5		22													119	1 0 1	8,485	77 10 6									
10	Gujarat	Thana	45	40	16	11	65	14	381	0 15 2	199		14	10	11	24	36						40	119	1 0 1	17,404	91 6 11										
		Ahmedabad	161	83	65	3	17	329	0 6 6	72	151				63	63								423	0 8 4	61,360	76 9 0										
12	Sind	Bajkot	221	17	16		63	317	0 5 1																		65,254	65 13 6									
		Karachi	20	10	10	2	11	53	0 9 4	9	83		7														7	62	0 9 2	8,772	94 6 4						
14	Aden	Hyderabad	163	80	3	11	3	28	312	1 2 7																		9	10	0 0 7	21,732	80 12 7					
		Shikarpur	162	61	83	18	51	328	0 8 4		181	76	6																211	445	0 1 4	49,219	77 13 1				
15	Aden	Shikarpur	201	37	40	15	32	315	0 11 0	13	140	6																	226	0 7 11	18,493	62 1 0					
		Sind Gang	100	45	15	20	29	269	0 12 1	41	19																			111	0 5 5	29,249	142 2 9				
19	Total, 1897	Prisons	507	1,855	371	597	248	670	4,349	0 9 0	628	1,628	123	16	143	273	309																	6,37,656	82 10 1		
		Subordinate Jails	69	276	17	180	25	43	565	0 13 4	86	168		8	19	21	7																		45,115	94 12 6	
	Total	Lock-ups																																	60,545	65 5 5	
		Grand Total	576	2,133	388	787	173	916	4,913	0 8 5	612	1,821	125	21	162	274	316	377	68	399	3,638	0 7 7	4,045	0 6 11	7,48,271	79 12 2											
	Inspection and General Superintendence			401	374	198		72	945																										26,271		
		Grand Total	576	2,534	662	925	173	988	5,858	0 10 1	612	1,821	125	21	162	274	316	377	68	399	4,045	0 6 11	7,69,542		82 9 2												
19	Total, 1898	Prisons	568	1,773	231	874	250	658	4,254	0 9 9	609	1,254	69	24	116	1,861	163																			4,95,994	69 7 9
		Subordinate Jails	80	262	28	178	117	59	734	1 0 9	64	63		6	7	77	10																			18,819	83 0 7
	Total	Lock-ups																																		32,523	47 10 2
		Grand Total	648	1,933	259	1,052	367	717	4,978	0 9 9	673	1,307	69	40	123	1,938	173																				5,47,695
	Inspection and General Superintendence			481	112	261	4	74	852																											30,221	
		Grand Total	648	2,366	371	1,313	371	791	5,830	0 11 6	673	1,307	69	40	123	1,938	173																				5,77,346

Note.—Bold type figures represent surplus realizations by sale of old dead-stock over cost of new live or dead-stock purchased during the year.

STATEMENT NO. X—FINANCIAL.

Showing the Expenditure in Guarding and Maintaining the Prisoners in the Jails of Bombay during the year 1897 (excluding Cost of building new Jails; of additions, alterations, or repairs), compared with the Expenditure on the same account in each of the three preceding years.

1 Serial Number.	2 Jails.	3 Cost of establishment per head of average strength.				4 Cost of dieting charges per head of average strength.				5 Cost of hospital charges per head of average strength.				6 Cost of clothing and bedding of prisoners per head of average strength.				7 Cost of sanitation per head of average strength.				
		1894.	1895.	1896.	1897.	1894.	1895.	1896.	1897.	1894.	1895.	1896.	1897.	1894.	1895.	1896.	1897.	1894.	1895.	1896.	1897.	
		Rs. a.	Rs. a.	Rs. a.	Rs. a.	Rs. a.	Rs. a.	Rs. a.	Rs. a.	Rs. a.	Rs. a.	Rs. a.	Rs. a.	Rs. a.	Rs. a.	Rs. a.	Rs. a.	Rs. a.	Rs. a.	Rs. a.	Rs. a.	Rs. a.
1	Bombay ...	Common Prison...	39 11	38 14	48 10	43 11	26 7	26 0	23 2	48 4	1 10	1 9	2 1	1 12	0 12	2 0	2 12	2 2	15 12	9 7	11 4	8 3
2		House of Correction ...	64 12	63 9	66 4	72 6	29 3	28 9	30 0	53 1	1 12	2 1	2 13	4 10	0 12	1 6	3 0	2 1	13 3	9 5	10 0	10 2
3	Deccan ...	Yerrowda ...	22 4	22 8	20 2	14 3	28 2	26 1	24 7	44 10	2 8	2 13	3 8	3 11	1 10	2 4	1 14	4 9	2 13	3 1	4 1	3 2
4		Nāsik ...	27 15	29 12	33 9	28 6	22 8	20 13	27 3	43 11	0 10	0 11	0 6	1 1	2 7	1 5	3 13	2 14	1 10	0 7	1 1	0 9
5		Dhulia ...	17 2	20 7	29 2	12 12	24 14	19 12	23 9	40 12	1 6	1 5	1 10	1 6	0 12	2 7	3 1	2 4	0 3	0 2	0 3	0 1
6		Deccan Gang ...	63 1	55 4	49 4	57 2	43 0	41 5	41 5	62 12	1 1	1 12	2 9	3 3	3 2	0 5	3 5	2 15	0 8	0 4	0 6	0 4
7	Southern Maratha Country.	Bijapur ...	19 11	21 3	19 12	20 3	29 9	25 2	29 13	44 12	2 8	1 14	2 3	2 12	3 13	2 2	2 7	2 3	0 2	0 6	0 3	0 3
8		Dhárwar ...	20 0	18 10	17 8	20 0	21 1	22 13	22 2	35 2	1 7	1 7	2 8	2 6	1 14	1 14	1 13	2 5	0 2	0 2	0 6	0 1
9	Konkan ...	Karwár ...	42 0	51 6	53 8	37 1	24 8	23 11	17 11	31 4	1 5	2 0	3 6	1 3	2 7	2 9	3 7	0 15	...	0 1	0 2	0 1
10		Ratnagiri ...	40 1	39 1	26 7	23 5	25 11	25 5	26 6	50 2	0 15	1 0	5 9	8 3	2 2	1 3	2 6	1 8	0 4	0 3	0 2	0 3
11		Thána ...	15 6	17 1	18 9	15 9	26 6	27 14	22 7	44 12	4 3	5 14	8 4	7 10	2 14	2 4	3 4	2 7	...	0 4	0 9	1 1
12	Gujarát ...	Ahmedabad ...	25 7	17 2	17 7	16 8	25 8	25 13	27 12	41 8	1 6	1 9	1 13	1 14	3 2	2 14	3 4	3 2	0 7	0 2	0 2	0 3
13		Rájkot ...	63 5	56 7	48 4	40 13	24 1	30 8	35 0	42 5	2 9	3 13	3 8	3 11	3 5	3 6	2 8	3 4	0 3	0 7	0 11	0 11
14	Sind ...	Karáchi ...	20 13	23 0	23 5	26 10	25 13	25 14	31 9	41 2	1 9	1 7	2 7	3 6	2 14	2 12	5 12	4 4	0 6	0 8	0 7	2 6
15		Hydrabad ...	16 1	24 7	26 11	30 1	26 4	24 5	23 6	34 2	2 4	2 11	3 13	5 6	4 2	6 1	4 3	4 1	1 0	0 3	0 4	0 5
16		Shikarpur ...	17 12	15 6	12 2	15 2	22 13	19 0	23 5	33 2	2 0	2 4	3 4	3 9	5 0	5 1	7 6	6 2	0 2	0 3	0 3	0 7
17		Sind Gang ...	50 15	45 7	52 5	60 11	36 3	60 13	60 6	64 10	1 12	1 2	2 3	2 11	9 2	9 3	5 3	7 7	0 8	0 5	0 5	0 4
18	Aden ...	Adén ...	108 13	135 7	89 12	142 5	38 9	38 11	48 5	59 12	3 2	2 13	5 3	1 0	1 4	2 1	3 6	0 10	6 15	10 12	8 7	9 13
		Average ...	27 5	26 14	27 2	24 15	27 5	27 11	28 14	43 13	2 2	2 7	3 6	3 12	2 14	3 2	3 7	3 9	2 0	1 11	1 15	1 12



STATEMENT NO. X—FINANCIAL—continued.

1 Serial Number.	2 Jails.	3 Cost of charges for moving prisoners per head of average strength.				4 Cost of miscellaneous services and supplies per head of average strength.				5 Cost of travelling allowances per head of average strength.				6 Cost of contingencies per head of average strength.				7 Cost of extraordinary charges for Live-stock and Tools and Plant per head of average strength.				8 Total Cost per head of average strength.				
		1894.	1895.	1896.	1897.	1894.	1895.	1896.	1897.	1894.	1895.	1896.	1897.	1894.	1895.	1896.	1897.	1894.	1895.	1896.	1897.	1894.	1895.	1896.	1897.	
		Rs. a.	Rs. a.	Rs. a.	Rs. a.	Rs. a.	Rs. a.	Rs. a.	Rs. a.	Rs. a.	Rs. a.	Rs. a.	Rs. a.	Rs. a.	Rs. a.	Rs. a.	Rs. a.	Rs. a.	Rs. a.	Rs. a.	Rs. a.	Rs. a.	Rs. a.	Rs. a.	Rs. a.	
1	Bombay ...	Common Prison...	1 7	1 5	2 3	1 1	4 7	5 6	5 8	5 8	0 2	0 3	0 3	...	0 2	0 4	0 5	0 5	0 6	1 0	0 9	...	90 0	86 0	101 9	110 14
2		House of Correction ...	0 13	1 5	0 14	1 9	2 4	3 12	3 6	4 14	0 1	0 1	0 1	0 4	0 2	0 1	0 7	0 9	0 1	0 1	0 14	0 11	112 15	110 8	117 11	150 8
3	Deccan ...	Yerronda ...	1 11	0 13	0 13	1 7	1 8	1 13	1 8	2 13	...	0 1	...	0 1	0 4	0 6	0 12	0 9	0 1	0 2	0 2	0 10	59 15	57 14	57 4	75 11
4		Nasik ...	6 2	5 0	4 0	6 14	1 0	3 0	1 9	2 15	...	0 1	...	...	0 13	1 10	1 14	1 1	1 7	0 6	0 2	0 2	63 15	63 1	73 10	87 9
5		Dhulia ...	0 11	0 13	0 10	0 10	0 14	2 3	1 11	1 0	0 1	0 1	0 1	...	0 5	0 6	0 10	0 6	0 6	0 1	0 1	0 6	47 0	53 9	60 10	59 9
6		Deccan Gang ...	5 11	19 10	5 11	2 13	3 1	4 8	4 12	4 3	...	4 7	0 7	0 8	0 3	0 11	0 6	0 5	...	0 9	0 5	...	119 11	123 11	104 6	134 1
7	Southern Marátha Country.	Bijápur ...	0 9	2 5	1 14	1 1	1 10	1 3	2 2	1 8	0 10	0 14	0 11	0 12	0 4	0 5	0 8	0 8	0 1	0 13	0 11	0 4	59 13	56 3	60 4	74 2
8		Dhárwár ...	0 8	1 10	1 6	2 11	1 5	0 14	2 1	2 1	0 3	0 4	0 1	0 6	0 4	0 8	0 9	0 8	0 13	0 6	0 5	1 1	47 9	48 9	48 11	69 9
9	Konkan ...	Kárwár ...	0 5	0 14	0 7	0 15	1 10	2 9	5 7	2 2	...	0 4	0 10	0 2	0 10	0 13	4 5	3 1	0 2	0 1	...	1 0	72 15	84 4	88 15	77 10
10		Ratnágiri ...	0 6	0 13	1 2	1 5	1 2	3 10	2 6	2 7	0 1	0 14	0 2	...	0 7	0 13	1 0	0 13	...	0 4	0 11	1 7	71 0	73 2	66 3	91 7
11		Thána ...	3 2	1 11	0 10	1 1	1 1	1 8	1 5	2 0	0 2	0 3	0 2	0 1	0 7	0 8	0 7	0 7	0 10	0 4	0 2	0 8	54 8	57 7	55 11	75 8
12	Gujarát ...	Ahmedabad ...	0 11	1 7	1 0	0 15	0 74	1 2	0 12	1 6	...	...	0 2	...	0 4	0 5	0 4	0 5	0 11	0 4	0 6	...	58 6	50 10	52 14	65 13
13		Rájkot ...	0 12	0 8	0 13	0 10	1 10	4 13	3 10	3 14	...	0 2	0 2	...	0 6	1 3	0 13	0 9	0 2	0 4	0 1	0 9	96 6	101 7	95 6	96 6
14	Sind ...	Karáchi ...	0 7	0 12	0 8	0 2	0 1	0 13	1 9	1 11	0 1	0 2	0 2	0 12	1 0	1 2	1 3	...	...	1 12	0 1	53 11	56 4	63 4	80 13	
15		Hyderabad ...	0 15	0 15	0 8	0 11	0 15	0 15	1 9	1 9	0 6	0 4	0 5	0 6	0 4	0 10	0 7	0 8	0 9	0 13	2 10	0 11	52 1	61 4	63 7	77 12
16		Shikarpur ...	0 6	0 9	0 15	0 5	1 6	1 2	1 11	2 5	0 9	0 10	0 6	0 14	0 6	0 7	0 9	0 13	0 5	0 10	0 4	0 8	50 11	45 4	55 1	63 1
17		Siud Gang ...	3 7	10 11	2 15	2 14	2 15	4 1	4 5	1 14	0 11	0 13	1 0	0 10	0 7	0 7	0 8	0 12	1 2	0 11	0 9	0 6	107 7	133 9	129 11	142 3
18	Aden ...	Aden ...	14 6	0 1	...	...	1 15	1 4	3 8	1 6	...	...	4 4	...	0 4	1 0	1 2	0 3	1 7	0 14	0 1	175 3	192 12	164 12	223 6	
		Average ...	1 6	2 6	1 4	1 4	1 8	1 15	2 1	2 5	0 3	0 7	0 4	0 3	0 5	0 7	0 10	0 9	0 6	0 6	0 9	0 8	65 6	67 6	69 6	82 10

Note.—Bold type figures represent surplus realizations by sale of old live or dead stock over cost of new live or dead stock purchased during the year.

STATEMENT No. XI—FINANCIAL.

Showing the Employment of Convicts in the Prisons and Subsidiary Jails of Bombay during the year 1897.

B 174-14

1 Serial Number.	2 Jails.	3 Average number not sentenced to labour.	4 Average number under sentences of labour on working days.	5 Average number sick.	6 Average number convalescent and infirm.	7 Average number not employed for other reasons.	8 AVERAGE NUMBER EMPLOYED ON WORKING DAYS.												9 Number of prisoners hired out to Municipalities, private individuals or departments other than the Public Works Department.	10 Ratio per cent. on column 4 of those employed on working days as			11 Serial Number.			
							A. On Prison duties.					K. On Jail Buildings.				L. Public Works.				Prison Officers.	Prison Servants.	On manufactures (8 K).				
							B. Prison officers.	C. Prison servants.	D. Gardening.	E. Employed in preparing articles for use or consumption in Jails, e.g., wheat-grinding, manufacturing of prison clothing, &c.	F. Jail repairs.	Additions and alterations.		New Jail.		G. Under Superintendent.	H. Under Public Works Department.	I. Under Superintendent.						J. Under Public Works Department.	K. Manufactures.	Public Works.
												a.	b.	Public Works Jails.	Other Extramural gangs.											
1	Bombay ...	...	Common Prison.	3	277	3	2	9	150	11	22	...	20	22	...	...	...	38	...	...	...	4.0	8.0	13.7	1	
2			House of Correction	...	254	7	6	5	62	18	26	...	42	29	...	...	...	59	...	...	...	7.1	10.2	23.2	2	
3	Deccan ...	...	Yerrowda	13	1,748	53	51	60	8	232	155	144	188	92	...	...	...	747	...	...	15	13.3	8.9	42.7	3	
4			Nasik	5	48	1	1	1	...	3	12	...	6	...	...	...	...	25	...	...	...	6.2	25.0	52.1	4	
5			Dhulia	5	391	7	7	28	...	26	26	18	58	9	...	...	...	176	...	6	30	6.6	6.6	45.0	5	
6			Deccan Gang	...	292	10	7	5	193	19	30	...	17	...	...	11	...	...	...	...	...	...	6.5	10.3	...	6
7	Southern Marátha Country.	...	Bijápur	5	247	5	6	9	75	26	25	18	29	6	...	...	...	38	...	5	5	10.5	10.1	15.4	7	
8			Dhárwár	13	339	6	17	11	1	38	37	48	65	20	2	...	...	...	89	...	5	5	11.2	10.9	26.3	8
9	Konkan ...	...	Kárwár	...	98	1	1	1	...	18	8	24	9	7	...	...	...	29	...	...	...	18.4	8.2	29.6	9	
10			Ratnágiri	1	186	9	9	9	1	18	20	81	22	9	...	...	...	48	...	...	15	7.1	10.8	25.8	10	
11			Thána	12	787	38	42	75	...	73	76	49	96	36	...	...	...	298	...	4	...	9.3	9.7	37.9	11	
12	Gujarát ...	...	Ahmedabad	8	959	24	46	30	3	58	108	25	424	4	...	...	...	237	...	...	...	6.0	11.3	24.7	12	
13			Rajkot	1	80	2	1	2	...	10	10	22	19	3	...	...	...	11	...	...	...	12.5	12.5	13.7	13	
14	Sind ...	...	Karáchi	3	251	12	...	13	...	41	30	...	56	15	...	...	...	84	...	...	...	16.3	12.0	33.5	14	
15			Hyderabad	1	595	22	24	37	...	98	73	61	205	7	...	...	...	49	...	11	8	14.8	12.3	8.2	15	
16			Ehikárpur	5	415	9	16	9	...	58	45	38	68	16	...	...	...	128	...	23	5	14.0	10.8	30.8	16	
17			Sind Gang	...	276	7	2	5	...	17	28	3	25	...	6	...	...	...	...	183	...	...	6.2	10.1	...	17
18	Aden ...	...	Aden	...	46	...	...	...	1	10	...	4	1	...	...	...	30	...	...	...	2.2	21.7	65.2	18		
Total, 1897	...	...	Prisons	75	7,289	216	240	309	493	760	741	481	1,353	276	8	...	11	...	2,086	183	49	83	10.4	10.2	28.6	...
			Subordinate Jails.	19	377	11	10	23	15	760	1	60	88	69	4	...	...	...	82	...	...	9	0.3	15.9	21.8	
Grand Total			94	7,666	227	250	337	508	761	801	569	1,422	280	8	...	11	...	2,168	183	49	92	9.9	10.4	28.3	...	
Total, 1896	...	...	Prisons	64	6,752	247	283	122	340	758	718	386	1,251	163	4	36	8	1	1,837	425	98	75	11.2	10.6	27.2	...
			Subordinate Jails.	20	264	7	7	16	6	758	5	40	63	43	3	...	1	...	59	...	...	9	1.9	15.2	22.3	
Grand Total			84	7,016	254	290	138	346	763	758	454	1,294	166	4	37	8	1	1,896	425	98	84	10.9	10.8	27.0	...	

53

Prisoners shown in column 7 were not employed for the reasons given below.  
New admissions under observations, prisoners undergoing punishments of penal diet and solitary confinement and prisoners suffering from scabies.

STATEMENT No. XII—FINANCIAL.

Showing the Net Cash Earnings of Convicts sentenced to labour in the Prisons and Subsidiary Jails of Bombay during the year 1897.

1	2	3	4	5	6	7	8	9	10	11	12	13	14	15
Serial Number.	Jails.	Average number sentenced to labour.	Average number employed on Jail Manufacture.	Cash balance on manufacturing account in hand on the 1st January 1897.	Cash drawn on manufacturing account during the year.	Total.	Paid into Treasury on manufacturing account.	Cash balance in hand on manufacturing account on the 31st December 1897.	Total.	Cash earnings (being total of column 10 less total of column 7).	Average earning per head calculated on column 8.	Average earning per head calculated on column 4.	Remarks.	Serial Number.
				Rs. a.	Rs. a.	Rs. a.	Rs. a.	Rs. a.	Rs. a.	Rs. a.	Rs. a.	Rs. a.		
1	Bombay	Common Prison	277	88	...	1,032 1	1,032 1	2,506 2	16 10	2,522 12	1,490 11	5 6	39 8	1
2		House of Correction...	254	59	30 1	1,775 8	1,811 4	6,977 10	.....	6,977 10	5,166 6	20 8	87 9	2
3	Deccan	Yerrowda	1,748	762	72 13	87,061 8	87,134 0	87,462 2	148 15	87,606 1	472 1	0 4	0 10	3
4		Nasik	48	25	.....	10 2	10 2	244 8	.....	244 8	284 8	4 14	9 0	4
5		Dhulia	891	212	19 8	5,808 6	5,321 14	7,618 2	81 6	7,644 8	2,322 10	5 15	10 15	5
6		Deccan Gang...	292	...	.....	1,279 8	1,279 8	6,784 9	.....	5,784 9	4,455 6	15 4	...	6
7	Southern Maratha Country.	Bijapur	247	48	.....	1,645 11	1,645 11	2,546 11	.....	2,546 11	901 0	8 10	18 12	7
8		Dharwar	839	94	.....	4,699 8	4,699 8	6,281 9	26 7	6,808 0	3,608 13	10 10	38 6	8
9	Konkan	Karwar	98	29	95 15	1,078 13	1,174 12	1,829 2	103 4	1,732 6	557 10	5 11	19 4	6
10		Ratnagiri	186	63	.....	1,719 15	1,719 15	2,081 0	.....	2,081 0	361 1	1 15	5 12	10
11		Thana	787	302	50 14	10,540 13	10,591 11	14,520 12	115 4	14,636 0	4,044 8	5 2	18 5	11
12	Gujarat	Ahmedabad	959	237	185 3	10,140 10	10,325 13	15,221 2	27 0	15,248 2	4,922 5	5 2	20 12	12
13		Rajkot...	80	11	18 13	1,040 8	1,059 4	1,270 15	6 11	1,277 10	218 6	2 12	19 14	13
14	Karachi	Karachi	251	84	.....	4,409 4	4,409 4	5,861 3	.....	5,861 3	1,451 15	5 12	17 4	14
15		Hyderabad	595	68	46 14	11,527 14	11,574 12	15,099 15	18 7	15,118 6	3,518 10	5 15	52 2	15
16		Shikarpur	415	156	103 13	4,278 6	4,377 3	7,719 0	22 15	7,741 15	3,864 12	8 2	21 9	16
17		Ind Gang	278	188	.....	174 8	174 8	21,420 0	.....	21,420 0	21,245 8	77 0	116 2	17
18	Aden...	Aden	46	80	.....	2,580 2	2,580 2	4,823 5	.....	4,833 5	2,253 3	49 0	75 2	18
	Total, 1897	Prisons	7,289	2,401	629 13	1,00,290 13	1,00,920 10	1,61,022 11	511 15	1,61,534 10	60,614 0	8 5	25 4	
		Subordinate Jails	877	91	4 0	724 11	728 11	1,867 11	.....	1,867 11	1,139 0	3 0	12 8	
		Total	7,066	2,492	633 13	1,01,015 8	1,01,649 5	1,62,890 6	511 15	1,63,402 5	61,753 0	8 1	24 12	
	Total, 1886	Prisons	6,752	2,440	843 8	98,975 8	97,818 11	1,94,083 7	629 13	1,94,713 4	96,894 9	14 6	39 11	
		Subordinate Jails	864	63	.....	1,079 14	1,079 14	2,409 9	4 0	2,418 9	1,333 11	5 1	19 10	
		Grand Total	7,016	2,508	843 8	98,055 1	98,898 9	1,96,493 0	633 13	1,97,126 13	98,228 4	14 0	39 8	

STATEMENT No. XIII—FINANCIAL.

Showing the Net Cost of the Prisoners in the Jails and Subsidiary Jails of Bombay during the year 1897.

1	2	3	4	5	6	7	8	9	10
Serial Number.	Name of Jail.	Total cost of maintenance (column 14, Statement IX).	Average cost of maintenance per head (column 14, Statement IX).	Total cash earnings (column 11 of Statement XII).	Average cash earning per head of average strength.	Net cost to Government (column 8 minus column 5).	Average net cost per head of average strength (column 4 minus column 6).	REMARKS.	Serial Number.
		Rs. a.	Rs. a.	Rs. a.	Rs. a.	Rs. a.	Rs. a.		
1	Bombay ...	Common Prison ...	32,703 0	110 14	1,490 11	5 1	31,212 5	105 13	1
2		House of Correction ...	38,297 0	150 3	5,166 6	20 4	33,130 10	129 15	2
3	Deccan ...	Yerrowda ...	1,84,149 0	75 11	472 1	0 4	1,83,676 15	75 7	3
4		Násik ...	5,254 0	87 9	234 6	3 14	5,019 10	83 11	4
5		Dhulia... ..	30,151 0	59 9	2,322 10	4 9	27,828 6	55 0	5
6	Southern Marátha Country.	Deccan Gang ...	39,148 0	134 1	4,455 6	15 4	34,692 10	118 13	6
7		Bijápur ...	21,355 0	74 2	901 0	3 2	20,454 0	71 0	7
8	Konkan ...	Dhárwár ...	25,816 0	69 9	3,608 13	9 12	22,207 3	59 13	8
9		Kárwár ...	8,465 0	77 10	557 10	5 2	7,907 6	72 8	9
10	Gujarát ...	Ratnágiri ...	17,464 0	91 7	361 1	1 14	17,102 15	89 9	10
11		Thána ...	61,380 0	75 8	4,044 5	5 0	57,335 11	70 8	11
12	Sind ...	Ahmedabad ...	65,254 0	65 13	4,922 5	4 15	60,331 11	60 14	12
13		Rájkot... ..	8,772 0	96 6	218 6	2 6	8,553 10	94 0	13
14	Aden ...	Karáchi ...	21,732 0	80 13	1,451 15	5 5	20,280 1	75 8	14
15		Hyderabad ...	49,219 0	77 12	3,543 10	5 10	45,675 6	72 2	15
16	Total, 1897...	Shikárpur ...	28,883 0	63 1	3,364 12	7 6	25,518 4	55 11	16
17		Sind Gang ...	39,240 0	142 3	21,215 8	77 0	17,994 8	65 3	17
18	Aden ...	Aden ...	10,276 0	223 6	2,253 3	49 0	8,022 13	174 6	18
	Total, 1897...	Prisons. ...	6,87,558 0	82 10	60,614 0	7 14	5,76,944 0	74 12	
		Subordinate Jails ...	45,145 0	66 13	1,139 0	1 11	44,006 0	65 2	
		Lock-ups ...	60,568 0	65 5	.....	...	60,568 0	65 5	
	Grand Total ...	7,43,271 0	79 12	61,753 0	6 10	6,81,518 0	73 2		
	Total, 1896...	Prisons ...	4,85,904 0	69 8	96,894 9	13 14	3,89,009 7	55 10	
		Subordinate Jails ...	28,368 0	63 1	1,333 11	2 15	27,034 5	60 2	
		Lock-ups ...	32,823 0	47 10	.....	...	32,823 0	47 10	
	Total ...	5,47,095 0	67 4	98,228 4	12 1	4,48,866 12	55 3		

## STATEMENT

Showing the Sickness and Mortality among Prisoners of all Classes in the

1	2	3			4			5			6				
		Number of Prisoners that can be accommodated in the parts of Jails devoted to Convicts, Under-trial and Civil Prisoners respectively, but exclusive of Hospital and Observation Cells.													
		Average daily strength.			Maximum Population on any one day.			Number admitted into Hospital.							
Social Number.	Jails.	M.	F.	Total.	M.	F.	Total.	M.	F.	Total.	M.	F.	Total.		
1	Bombay.	Common Prison—													
		Convicts ... ..	107	8	115	270	10	280	368	23	391	84	5	89	
		Under-trial ... ..	44	3	47	14	1	15	31	1	32	2	1	3	
		Civil... ..	200	8	208	10	...	10	87	...	87	...	...	...	
	Total ...	351	19	370	294	11	305	486	24	460	86	6	92		
2	Bombay.	House of Correction—													
		Europeans. { Convicts ...		30	...	30	7	...	7	14	...	14	2	...	2
		Under-trial... ..		9	...	9	...	...	2	...	2	...	...	...	
		Natives ... { Convicts ...		197	...	197	247	...	247	330	...	330	157	...	157
	Total ...	236	...	236	255	...	255	346	...	346	159	...	159		
3	Bombay.	Yerrowda—													
		Convicts ... ..	1,168	52	1,220	1,737	24	1,761	2,156	85	2,191	1,757	4	1,761	
		Under-trial... ..	17	9	26	10	1	11	11	...	11	2	...	2	
		Civil ... ..	12	...	12	3	...	3	8	...	8	5	...	5	
	Total ...	1,197	61	1,258	1,750	25	1,775	2,175	35	2,210	1,764	4	1,768		
4	Deccan.	Nasik—													
		Convicts ... ..	22	4	26	47	6	53	107	15	122	44	7	51	
		Under-trial... ..	5	...	5	6	1	7	2	...	2	3	...	3	
		Civil ... ..	...	...	...	...	...	...	...	...	...	...	...	...	
	Total ...	27	4	31	53	7	60	109	15	124	47	7	54		
5	Deccan.	Dhulia—													
		Convicts ... ..	160	20	180	384	12	396	690	85	725	169	2	171	
		Under-trial... ..	7	4	11	107	3	110	240	11	251	34	1	35	
		Civil... ..	32	...	32	3	...	3	8	...	8	...	...	...	
	Total ...	199	24	223	494	15	509	938	46	984	203	3	206		
6	Deccan.	Deccan Gang—													
		Convicts ... ..	...	...	...	292	...	292	416	...	416	368	...	368	
		Under-trial... ..	...	...	...	...	...	...	...	...	...	...	...	...	
		Civil... ..	...	...	...	...	...	...	...	...	...	...	...	...	
	Total ...	...	...	...	292	...	292	416	...	416	368	...	368		
7	Southern Maráthia Country.	Bijápur—													
		Convicts ... ..	235	31	266	240	12	252	257	15	272	229	10	239	
		Under-trial... ..	15	...	15	36	...	36	143	1	149	6	...	6	
		Civil... ..	8	...	3	1	...	1	3	...	3	1	...	1	
	Total ...	253	31	284	277	12	289	408	16	424	236	10	246		
8	Southern Maráthia Country.	Dhárwár—													
		Convicts ... ..	268	28	296	337	15	352	394	13	407	153	7	160	
		Under-trial... ..	6	6	12	18	1	19	28	4	32	2	...	2	
		Civil... ..	10	10	20	3	...	3	7	...	7	...	...	...	
	Total ...	284	44	328	358	16	374	429	17	446	155	7	162		
9	Konkan.	Kárwár—													
		Convicts ... ..	190	25	215	97	1	98	119	1	120	31	2	33	
		Under-trial... ..	13	...	13	10	1	11	51	9	60	4	...	4	
		Civil ... ..	10	5	15	1	...	1	8	...	8	...	...	...	
	Total ...	213	30	243	108	2	110	175	10	185	36	2	37		

No. XIV—VITAL.

Prisons and Subsidiary Jails of the Bombay Presidency during the year 1897.

7			8			9												10
Daily average number of Sick.			Number of deaths in and out of Hospital.			RATIO PER MILE OF AVERAGE STRENGTH.												Serial Number.
						A.			B.			C.			D.			
						Of admissions into Hospital.			Of daily average number Sick.			Of deaths from all causes except Cholera.			Of deaths from all causes both in and out of Hospital.			
M.	F.	Total.	M.	F.	Total.	M.	F.	Total.	M.	F.	Total.	M.	F.	Total.	M.	F.	Total.	
2.9	.8	3.2	14	...	14	311.1	500.0	317.9	10.7	30.	11.4	51.9	...	50.	51.9	...	50.	1
.1	...	.1	2	...	.2	142.9	1,000.0	200.0	7.1	...	6.7	142.9	...	133.3	142.9	...	133.3	
...	...	...	...	...	...	...	...	...	...	...	...	...	...	...	...	...	...	
3.0	.3	3.3	16	...	16	292.5	545.5	301.6	10.2	27.3	10.8	54.4	...	52.5	54.4	...	52.5	
...	...	...	...	...	...	285.7	...	285.7	...	...	...	...	...	...	...	...	...	2
...	...	...	...	...	...	...	...	...	...	...	...	...	...	...	...	...	...	
7.4	...	7.4	22	...	22	635.6	...	635.6	29.9	...	29.9	85.0	...	85.0	89.1	...	89.1	
...	...	...	...	...	...	...	...	...	...	...	...	...	...	...	...	...	...	
7.4	...	7.4	22	...	22	623.5	...	623.5	29.0	...	29.0	82.4	...	82.4	86.3	...	86.3	
53.3	0.1	53.4	27	...	27	1,011.5	166.7	1,000.0	30.7	4.2	30.3	15.0	...	14.8	15.5	...	15.3	3
0.1	...	0.1	...	...	...	200.0	...	181.8	10.0	...	9.1	...	...	...	...	...	...	
0.1	...	0.1	...	...	...	1,666.7	...	1,666.7	33.3	...	33.3	...	...	...	...	...	...	
53.5	0.1	53.6	27	...	27	1,008.0	160.0	996.1	30.6	4.0	30.2	14.9	...	14.6	15.4	...	15.2	
1.1	.1	1.2	3	...	3	936.2	1,166.7	962.3	23.4	16.7	22.6	42.6	...	37.7	63.8	...	56.6	4
0.1	...	0.1	1	...	1	500.0	...	428.6	16.7	...	14.3	166.7	...	142.9	166.7	...	142.9	
...	...	...	...	...	...	...	...	...	...	...	...	...	...	...	...	...	...	
1.2	.1	1.3	4	...	4	886.8	1,000.0	900.0	22.6	14.3	21.7	56.6	...	50.0	75.5	...	66.7	
6.9	...	6.9	6	...	6	440.1	166.7	431.8	18.0	...	17.4	13.0	...	12.6	15.6	...	15.0	5
2.3	...	2.3	6	...	6	317.8	333.3	318.2	21.5	...	20.9	56.1	...	54.5	56.1	...	54.5	
...	...	...	...	...	...	...	...	...	...	...	...	...	...	...	...	...	...	
9.2	...	9.2	12	...	12	4.0.9	200.0	404.7	18.6	...	18.1	22.3	...	21.6	24.3	...	23.6	
9.8	...	9.8	1	...	1	1,260.3	...	1,260.3	33.6	...	33.6	3.4	...	3.4	3.4	...	3.4	6
...	...	...	...	...	...	...	...	...	...	...	...	...	...	...	...	...	...	
9.8	...	9.8	1	...	1	1,260.3	...	1,260.3	33.6	...	33.6	3.4	...	3.4	3.4	...	3.4	
5.3	0.1	5.4	2	...	2	954.2	833.3	948.4	22.1	8.3	21.4	8.3	...	7.9	8.3	...	7.9	7
0.7	...	0.7	1	...	1	160.7	...	166.7	19.4	...	19.4	27.8	...	27.8	27.8	...	27.8	
...	...	...	...	...	...	1,000.0	...	1,000.0	...	...	...	...	...	...	...	...	...	
6.0	0.1	6.1	3	...	3	852.0	833.3	851.2	21.7	8.3	21.1	10.8	...	10.4	10.8	...	10.4	
5.5	0.2	5.7	2	...	2	454.0	466.7	451.5	16.3	13.3	16.2	5.9	...	5.7	5.9	...	5.7	
.8	...	.8	...	...	...	111.1	...	105.3	44.4	...	42.1	...	...	...	...	...	...	
...	...	...	...	...	...	...	...	...	...	...	...	...	...	...	...	...	...	
6.3	0.2	6.5	2	...	2	433.0	437.5	433.2	17.6	12.5	17.4	5.6	...	5.3	5.6	...	5.3	
0.7	.3	1.0	...	...	...	319.6	2,000.0	336.7	7.2	300.0	10.2	...	...	...	...	...	...	9
0.1	...	0.1	...	...	...	400.0	...	363.6	10.0	...	9.1	...	...	...	...	...	...	
...	...	...	1	...	1	...	...	...	...	...	...	1,000.0	...	1,000.0	1,000.0	...	1,000.0	
0.8	.3	1.1	1	...	1	321.1	1,000.	336.4	7.4	150.0	10.0	9.3	...	9.1	9.3	...	9.1	

## STATEMENT No. XIV.

Serial Number.	Jails.	Number of Prisoners that can be accommodated in the parts of Jail devoted to Convicts, Under-trial and Civil Prisoners respectively, but exclusive of Hospital and Observation Cell.			Average daily strength.			Maximum Population on any one day.			Number admitted into Hospital.			
		M.	F.	Total.	M.	F.	Total.	M.	F.	Total.	M.	F.	Total.	
		10	Konkan—continued.	Ratnagiri—										
Convicts ...	178	13		191	180	7	187	252	13	265	67	1	68	
Under-trial...	7	5		12	4	...	4	14	1	15	1	...	1	
	Civil ...	8	3	11	...	...	...	2	...	2	...	...	...	
	Total ...	193	21	214	184	7	191	268	14	282	68	1	69	
11	Konkan—continued.	Thana—												
Convicts ...		526	71	597	753	46	799	883	59	942	996	50	1,046	
Under-trial...		...	...	...	14	...	14	108	1	104	10	...	10	
	Civil ...	33	33	64	3	...	3	8	...	8	...	...	...	
	Total ...	558	103	661	770	46	816	994	60	1,054	1,006	50	1,056	
12	Gujarat.	Ahmedabad—												
Convicts ...		817	44	861	937	30	967	994	40	1,034	883	10	893	
Under-trial...		20	10	30	23	1	24	55	2	57	8	...	8	
	Civil...	18	19	30	11	...	11	...	...	21	...	...	...	
	Total ...	855	66	921	971	31	1,002	1,070	43	1,112	891	10	901	
13	Gujarat.	Rajkot—												
Convicts ...		74	8	82	80	1	81	111	1	112	62	1	63	
Under-trial...		11	2	13	9	1	10	6	1	7	5	1	6	
	Civil ...	...	...	...	...	...	...	...	...	...	...	...	...	
	Total ...	85	10	95	89	2	91	117	2	119	67	2	69	
14	Sind.	Karachi—												
Convicts ...		280	28	308	263	1	264	338	1	339	245	1	246	
Under-trial...		14	6	20	15	...	15	54	2	56	10	...	10	
	Civil...	10	10	20	2	...	2	7	...	7	...	...	...	
	Total ...	304	44	348	270	1	271	397	3	400	255	1	256	
15	Sind.	Hyderabad—												
Convicts ...		737	32	769	592	4	596	678	6	684	646	1	647	
Under-trial...		20	10	30	36	1	37	60	...	60	18	...	18	
	Civil...	13	7	20	4	...	4	19	...	19	1	...	1	
	Total ...	770	49	819	632	5	637	757	6	763	665	1	666	
16	Sind.	Shikarpur—												
Convicts ...		364	15	379	415	5	420	449	4	453	204	2	206	
Under-trial...		14	5	19	38	...	38	106	1	107	10	...	10	
	Civil ...	23	7	30	3	...	3	9	...	9	4	...	4	
	Total ...	401	27	428	456	5	461	564	5	569	218	2	220	
17	Sind.	Sind Gang—												
Convicts ...		...	...	...	276	...	276	375	...	375	214	...	214	
Under-trial...		...	...	...	...	...	...	...	...	...	...	...	...	
	Civil ...	...	...	...	...	...	...	...	...	...	...	...	...	
	Total ...	...	...	...	276	...	276	375	...	375	214	...	214	
18	Aden.	Aden—												
Convicts ...		54	3	57	46	...	46	62	1	63	6	...	6	
Under-trial...		...	...	...	...	...	...	...	...	...	...	...	...	
	Civil ...	12	...	12	3	...	3	7	...	7	...	...	...	
	Total ...	66	3	69	49	...	49	70	1	71	6	...	6	





## STATEMENT No. XIV.

1 Serial Number.	2 Jails.	3 Number of Prisoners that can be accommodated in the parts of Jails devoted to Convicts, Under-trial and Civil Prisoners respectively, but exclusive of Hospital and Observation Cells.			4 Average daily strength.			5 Maximum Population on any one day.			6 Number admitted into Hospital.		
		M.	F.	Total.	M.	F.	Total.	M.	F.	Total.	M.	F.	Total.
		1897.											
Central and District Prisons—													
Convicts ... ..		5,407	382	5,789	7,190	174	7,364	8,993	262	9,255	6,337	103	6,440
Under-trial ... ..		202	60	262	341	11	353	92	34	946	115	3	118
Civil ... ..		383	94	477	47	...	47	141	...	141	11	...	11
Total ... ..		5,992	536	6,528	7,578	185	7,763	10,046	296	10,342	6,463	106	6,569
Subordinate Jails—													
Convicts ... ..		623	156	779	383	13	396	769	35	804	402	34	436
Under-trial ... ..		192	39	231	273	7	280	748	10	768	195	10	206
Civil ... ..		86	16	102	16	...	16	35	1	36	...	...	...
Total ... ..		901	211	1,112	671	20	691	1,552	56	1,608	597	44	641
Lock-ups—													
Under-trial ... ..		2,476	1,335	3,861	894	33	927	4,931	398	5,329	337	19	356
Grand Total—													
Convicts ... ..		6,030	538	6,568	7,573	187	7,760	9,762	297	10,059	6,739	137	6,876
Under-trial ... ..		2,870	1,484	4,354	1,508	51	1,559	6,591	452	7,043	617	32	679
Civil ... ..		469	110	579	63	...	63	176	1	177	11	...	11
Total ... ..		9,369	2,132	11,501	9,143	238	9,381	16,529	750	17,279	7,397	169	7,566
1896.													
Central and District Prisons—													
Convicts ... ..		5,407	382	5,789	6,615	201	6,816	8,030	230	8,260	6,133	130	6,262
Under-trial ... ..		202	60	262	173	4	177	496	41	537	62	3	65
Civil ... ..		383	94	477	91	...	91	203	1	204	17	...	17
Total ... ..		5,992	536	6,528	6,879	205	7,084	8,729	272	9,001	6,201	133	6,334
Subordinate Jails—													
Convicts ... ..		623	156	779	274	10	284	556	39	595	326	6	332
Under-trial ... ..		192	39	231	161	5	166	581	43	629	124	7	131
Civil ... ..		106	16	122	25	...	25	67	...	67	...	...	...
Total ... ..		921	211	1,132	460	15	475	1,194	87	1,281	450	13	463
Lock-ups—													
Under-trial ... ..		2,476	1,385	3,861	661	28	689	2,732	123	2,855	290	14	304
Grand Total—													
Convicts ... ..		6,030	538	6,568	6,889	211	7,100	8,586	269	8,855	6,448	136	6,584
Under-trial ... ..		2,870	1,484	4,354	995	37	1,032	3,099	212	4,021	476	24	500
Civil ... ..		489	110	599	116	...	116	260	1	261	17	...	17
Total ... ..		9,389	2,132	11,521	8,000	248	8,248	12,655	482	13,137	6,941	160	7,101

—VITAL—concluded.

7			8			9												10
Daily average number of sick.			Number of deaths in and out of Hospital.			RATIO PER MILLE OF AVERAGE STRENGTH.												Serial Number.
						A			B.			C.			D.			
M. F. Total.			M. F. Total.			Of admissions into Hospital.			Of daily average number sick.			Of deaths from all causes except cholera.			Of deaths from all causes both in and out of Hospital.			Serial Number.
						M.	F.	Total.	M.	F.	Total.	M.	F.	Total.	M.	F.	Total.	
213.5	3.6	217.1	270	5	275	881.4	592.0	874.5	29.7	20.7	29.5	31.8	28.7	31.8	37.6	28.7	37.3	
6.0	...	6.0	12	...	12	337.2	272.7	535.2	17.6	...	17.0	35.2	...	34.1	35.2	...	34.1	
0.2	...	0.2	1	...	1	234.0	...	234.0	4.2	...	4.2	21.3	...	21.3	21.3	...	21.3	
219.7	3.6	223.3	283	5	288	852.8	573.0	846.2	29.0	19.5	28.8	31.9	27.0	31.8	37.3	27.0	37.1	
10.9	0.5	11.4	18	...	18	1049.6	2,615.4	1,101.0	28.5	38.5	28.8	26.1	...	25.3	47.0	...	45.5	
3.1	0.2	3.3	5	...	5	714.3	1,428.6	732.1	11.4	28.6	11.8	18.3	...	17.9	18.3	...	17.9	
...	...	...	...	...	...	...	...	...	...	...	...	...	...	...	...	...	...	
14.0	0.7	14.7	23	...	23	889.7	2,200	927.6	20.8	35.0	21.3	22.4	...	21.7	34.3	...	33.3	
4.2	0.2	4.4	19	1	20	377.0	575.8	384.0	4.7	6.1	4.7	17.9	30.3	18.3	21.3	30.3	21.6	
224.4	4.1	228.5	283	5	288	889.9	732.6	886.1	29.6	21.9	29.4	31.6	26.7	31.4	38.0	26.7	37.8	
13.3	0.4	13.7	36	1	37	429.0	627.4	435.5	8.8	7.8	8.8	21.9	19.6	21.8	23.9	19.6	23.7	
0.2	...	0.2	1	...	1	177.4	...	177.4	3.2	...	3.2	16.1	...	16.1	16.1	...	16.1	
237.9	4.5	242.4	325	6	331	809.0	710.1	806.5	26.0	18.9	25.8	29.9	25.2	29.7	35.5	25.2	35.2	
242.3	4.7	247.0	226	6	232	925.5	646.8	917.3	36.6	23.4	36.2	30.4	29.9	30.4	34.2	29.9	34.0	
3.6	...	3.6	4	...	4	358.4	750.0	367.2	20.8	...	20.3	...	...	...	...	...	...	
0.4	...	0.4	1	...	1	186.8	...	186.8	4.4	...	4.4	11.0	...	11.0	11.0	...	11.0	
246.3	4.7	251.0	231	6	237	901.4	648.8	894.1	35.8	22.9	35.4	29.9	29.3	29.9	33.6	29.3	33.5	
6.6	0.1	6.7	5	...	5	1,189.8	600.0	1,169.0	24.1	...	23.6	3.6	...	3.5	18.2	...	17.6	
2.9	0.4	3.3	3	...	3	770.2	1,400.0	789.2	18.0	80.0	19.9	18.6	...	18.1	18.6	...	18.1	
...	...	...	...	...	...	...	...	...	...	...	...	...	...	...	...	...	...	
9.5	0.5	10.0	8	...	8	978.3	866.7	974.7	20.7	33.3	21.1	8.7	...	8.4	17.4	...	16.8	
3.7	0.2	3.9	18	...	18	438.7	500.0	441.2	5.6	7.1	5.7	24.2	...	23.2	27.2	...	26.1	
248.9	4.8	253.7	231	6	237	936.0	644.5	927.3	36.1	22.7	35.7	29.3	28.4	29.0	33.5	28.4	33.4	
10.2	0.6	10.8	25	...	25	478.4	648.6	464.5	10.3	16.2	10.5	23.1	...	22.3	25.1	...	24.2	
0.4	...	0.4	1	...	1	146.7	...	146.7	3.4	...	3.4	8.6	...	8.6	8.6	...	8.6	
259.5	5.4	264.9	257	6	263	867.6	645.2	860.9	32.4	21.8	32.1	28.2	24.2	28.1	32.1	24.2	31.9	

STATEMENT No. XV—VITAL.

Showing the Admissions and Deaths from the Chief Diseases among the Convicts in the Prisons and Subsidiary Jails of Bombay during the year 1897.

Serial Number.	Jails.	3										4																								
		A.		B.		C.		D.		E.		F.		G.		H.		I.		J.		RATIO OF ADMISSIONS AND OF DEATHS PER HUNDRETH OF AVERAGE STRENGTH FROM														
		Cholera.		Dysentery.		Malarial fevers.		Tubercle of the lungs, tuberculous phthisis and hæmoptysæ due to tubercle.		Anæmia and debility.		Other General diseases.		Pneumonia.		Other Respiratory diseases.		Diarrhœa.		Abscesses, Boils and Ulcers of all kinds.		Cholera.		Dysentery.		Malarial fevers.		Pneumonia.		Diarrhœa.		All causes.				
		A.	D.	A.	D.	A.	D.	A.	D.	A.	D.	A.	D.	A.	D.	A.	D.	A.	D.	A.	D.	A.	D.	A.	D.	A.	D.	A.	D.	A.	D.	A.	D.			
1	Bombay.	Common Prison .. ..		11	..	17	..	4	4	..	..	15	..	1	..	2	..	20	6	4	..	..	..	39.3	..	60.7	..	3.6	..	71.4	17.9	317.9	50.0			
2		House of Correction	Europeans .. ..		..	..	1	..	..	..	..	..	..	..	1	..	..	..	..	..	..	..	..	..	142.9	..	..	..	..	..	285.7	..				
3			Natives .. ..		1	1	26	1	33	1	4	..	..	..	38	17	4	1	5	..	5	..	4	..	4.0	4.0	105.3	4.0	133.6	4.0	16.3	4.0	30.3	..	635.6	69.1
4	Deccan ..	Yerrada .. ..		1	1	47	..	616	..	7	5	15	1	329	2	7	4	53	2	112	3	210	..	0.6	0.6	26.7	..	349.8	..	4.0	2.3	63.6	1.7	1,000.0	16.3	
5		Nalk .. ..		2	1	13	1	4	..	..	..	3	..	7	..	1	..	..	..	14	..	1	..	87.7	18.9	326.4	14.9	75.5	..	18.9	..	304.1	..	902.8	50.6	
6		Dhulla .. ..		3	1	40	2	49	..	..	..	3	..	15	..	5	..	3	..	16	..	16	..	7.5	2.5	101.0	5.1	123.7	..	13.6	7.6	40.4	..	431.8	15.0	
7	Southern Maratha Country.	Deccan Gang .. ..		..	..	33	..	141	1	..	..	6	..	52	..	..	..	..	..	47	..	22	..	..	..	113.0	..	432.9	3.4	..	..	161.8	..	1,260.8	8.4	
8		Bijapur .. ..		..	..	10	1	126	..	1	..	1	..	43	..	..	..	3	..	5	..	15	..	..	..	39.7	4.0	500.0	..	..	..	19.2	..	948.4	7.9	
9	Konkan ..	Dhârwar .. ..		..	..	16	..	63	..	2	..	1	..	32	..	1	..	11	..	13	2	6	..	..	..	46.5	..	179.0	..	2.8	..	34.1	5.7	45.5	5.7	
10		Kârwâr .. ..		..	..	9	..	6	..	1	..	..	..	5	..	..	..	4	..	1	..	3	..	..	..	91.8	..	61.2	..	..	..	10.2	..	336.7	..	
11		Ratnâgiri .. ..		..	..	4	..	16	..	1	1	2	..	37	..	..	..	1	..	4	2	3	..	..	..	21.3	..	85.8	..	..	..	31.3	16.0	470.6	42.3	
12	Gujarât ..	Thâna .. ..		53	37	107	14	448	19	13	4	85	..	100	7	6	1	44	5	53	6	35	..	78.8	46.3	133.9	17.5	560.7	23.8	7.5	1.2	65.1	10.0	1,309.1	130.1	
13		Ahmedabad .. ..		..	..	124	2	305	..	18	3	11	..	82	1	42	8	61	..	32	..	75	..	..	..	123.2	3.1	515.4	..	43.4	3.2	33.1	..	623.5	33.8	
14	Sind ..	Rajkot .. ..		..	..	2	..	26	..	..	..	21	..	1	1	1	1	3	..	10	..	10	..	..	..	37.0	..	321.0	..	12.3	12.3	24.7	..	77.8	24.7	
15		Karâchi .. ..		..	..	12	..	112	..	5	1	10	..	35	..	1	1	12	..	9	..	16	..	..	..	47.2	..	440.9	..	3.9	3.9	35.4	..	908.5	19.7	
16		Hyderabad .. ..		..	..	5	..	198	..	2	1	62	..	68	1	11	1	18	..	44	..	107	..	..	..	8.4	..	327.2	..	18.5	1.7	80.5	..	1,045.0	6.7	
17	Aden ..	Shikârpur .. ..		..	..	10	1	54	..	3	..	6	1	19	..	38	17	13	..	13	..	19	..	..	..	23.8	2.4	131.0	..	90.5	40.5	31.0	..	400.5	47.6	
18		Sind Gang .. ..		..	..	4	..	35	..	3	..	3	2	56	12	55	31	23	3	12	..	8	..	..	..	14.5	..	120.8	10.9	19.5	76.1	43.5	..	776.4	149.5	
	Total, 1897.	Prisons .. ..		70	41	476	22	2,250	24	59	24	158	4	978	40	178	58	208	9	404	21	550	..	0.5	5.5	64.6	3.0	305.5	3.2	23.5	7.9	54.9	2.9	874.5	37.3	
		Subordinate Jails .. ..		19	8	40	2	185	..	3	1	2	..	100	7	..	..	8	..	19	..	28	..	..	..	43.0	20.2	101.0	5.1	340.9	..	49.0	..	1,101.0	45.5	
	Total .. ..		89	49	516	24	2,435	24	61	25	160	4	1,078	47	178	58	274	9	423	21	578	..	11.5	6.3	60.5	3.1	307.2	3.1	22.3	7.5	54.5	2.7	880.1	37.3		
	Total, 1896.	Prisons .. ..		51	25	453	22	1,905	14	65	16	128	6	837	16	187	53	207	14	332	20	589	1	7.5	8.5	66.5	3.2	379.5	2.1	55.0	2.9	37.4	7.5	917.5	34.0	
		Subordinate Jails .. ..		9	4	33	..	99	..	2	..	1	..	37	..	1	..	13	..	13	..	37	..	29	..	31.7	14.1	116.2	..	348.0	..	130.3	..	3.5	..	1,109.0
	Total .. ..		60	29	486	22	2,004	14	70	16	130	7	834	16	188	53	209	14	419	20	568	1	8.4	4.1	68.5	3.1	232.3	2.0	59.0	2.8	26.5	7.3	927.3	33.4		

\* Figures altered owing to the modification in the heading.

STATEMENT No. XVI—VITAL.

Showing the Mortality among the Convicts in the Prisons and Subsidiary Jails of Bombay during the year 1897 according to the length of original Sentences.

1 Serial Number.	2 Prisons.	3 NOT EXCEEDING SIX MONTHS.			4 ABOVE SIX MONTHS AND NOT EXCEEDING ONE YEAR.			5 ABOVE ONE YEAR AND NOT EXCEEDING THREE YEARS.			6 ABOVE THREE YEARS AND NOT EXCEEDING SEVEN YEARS.			7 ABOVE SEVEN YEARS.			8 TOTAL.			9 Serial Number.
		Average number.	Deaths.	Ratio of deaths per mille of average number.	Average number.	Deaths.	Ratio of deaths per mille of average number.	Average number.	Deaths.	Ratio of deaths per mille of average number.	Average number.	Deaths.	Ratio of deaths per mille of average number.	Average number.	Deaths.	Ratio of deaths per mille of average number.	Average number.	Deaths.	Ratio of deaths per mille of average number.	
		1	Bombay { Common Prison ...	247	12	48.6	16	1	62.5	2	...	...	9	1	111.1	8	...	...	282	
2	Bombay { House of Europeans ...	5	...	...	...	...	...	1	...	...	...	...	...	...	...	...	6	...	...	...
2	Bombay { Correction. Natives ...	17	...	...	83	11	132.5	92	10	103.7	45	...	...	7	1	142.9	244	22	90.2	2
3	Deccan { Yerrowda ...	438	4	9.1	236	4	16.9	353	2	5.7	370	8	21.6	393	9	22.9	1,790	27	15.1	3
4	Deccan { Nasik ...	49	3	61.2	...	...	...	...	...	...	2	...	...	1	...	...	52	3	57.7	4
5	Deccan { Dhulia ...	143	2	14.0	56	1	17.9	63	1	15.9	93	2	21.5	51	...	...	406	6	14.8	5
6	Deccan { Deccan Gang ...	35	...	...	35	...	...	132	1	7.6	75	...	...	9	...	...	286	1	3.5	6
7	Southern Maratha Country { Bijapur ...	102	...	...	41	...	...	26	2	76.9	69	...	...	11	...	...	249	2	8.0	7
8	Southern Maratha Country { Dhárwar ...	106	...	...	66	1	15.2	55	1	18.2	77	...	...	42	...	...	345	2	5.8	8
9	Konkan { Kárwar ...	24	...	...	9	...	...	20	...	...	41	...	...	6	...	...	100	...	...	9
10	Konkan { Ratnagiri ...	31	1	32.3	42	...	...	85	6	70.6	27	1	37.0	6	...	...	191	8	41.9	10
11	Konkan { Thána ...	267	24	89.9	174	12	69.0	150	17	113.3	120	21	175.0	84	22	261.9	795	96	120.8	11
12	Gujarat { Ahmedabad ...	253	4	15.8	155	2	12.9	190	6	31.6	211	5	23.7	153	5	32.7	962	22	22.9	12
13	Gujarat { Rajkot ...	9	...	...	11	1	90.9	25	1	40.0	20	...	...	18	...	...	83	2	24.1	13
14	Sind { Karachi ...	72	2	27.8	36	2	55.6	46	...	...	64	...	...	25	1	40.0	243	5	20.6	14
15	Sind { Hyderabad ...	124	...	...	111	1	9.0	111	...	...	135	1	7.4	106	2	118.9	587	4	6.8	15
16	Sind { Shikárpur ...	119	9	75.6	122	5	41.0	62	5	80.6	77	...	...	87	1	27.0	417	20	48.0	16
17	Sind { Sind Gang ...	23	3	130.4	73	15	205.5	134	20	149.3	50	3	60.0	2	...	...	282	41	145.4	17
18	Aden ... Aden ...	21	...	...	8	...	...	11	...	...	1	...	...	2	...	...	43	...	...	18
Total, 1897... { Prisons ...		2,084	64	30.7	1,274	58	44.0	1,558	72	46.2	1,486	42	28.3	961	41	42.7	7,363	275	37.3	
Total, 1897... { Subordinate Jails ...		336	15	44.6	37	1	27.0	19	2	105.3	7	...	...	2	...	...	401	18	44.9	
Total ...		2,420	79	32.6	1,311	59	48.5	1,577	74	46.9	1,493	42	28.1	963	41	42.6	7,764	293	37.7	
Total, 1896... { Prisons ...		1,523	49	32.2	1,164	35	30.1	1,612	56	34.7	1,574	43	27.8	915	49	51.6	6,818	232	34.0	
Total, 1896... { Subordinate Jails ...		234	2	8.5	26	1	38.5	11	1	90.9	7	1	142.9	6	...	...	284	5	17.6	
Total ...		1,757	51	29.0	1,190	36	30.3	1,623	57	35.1	1,581	44	27.8	951	49	51.5	7,102	237	33.4	

STATEMENT No. XVII—VITAL.

Showing the Mortality among the Convicts in the Prisons and Subsidiary Jails of Bombay during the year 1897, according to length of time passed in Jail.

1 Serial Number.	2 Jails.	3 NOT EXCEEDING SIX MONTHS IN JAIL.			4 ABOVE SIX MONTHS AND NOT EXCEEDING ONE YEAR.			5 ABOVE ONE YEAR AND NOT EXCEEDING TWO YEARS.			6 ABOVE TWO YEARS AND NOT EXCEEDING THREE YEARS.			7 ABOVE THREE YEARS AND NOT EXCEEDING SEVEN YEARS.			8 ABOVE SEVEN YEARS.			9 Serial number.	
		Average number.	Deaths.	Ratio of deaths per mille of average number.	Average number.	Deaths.	Ratio of deaths per mille of average number.	Average number.	Deaths.	Ratio of deaths per mille of average number.	Average number.	Deaths.	Ratio of deaths per mille of average number.	Average number.	Deaths.	Ratio of deaths per mille of average number.	Average number.	Deaths.	Ratio of deaths per mille of average number.		
		1	Bombay. { Common Prison ... House of Correction. } Europeans.	268	14	52.2	1	...	...	2	...	...	3	...	...	6	...	...	2		...
2	Natives	180		12	66.7	42	8	190.5	20	2	100.0	1	...	...	1	...	...	...	...	...	2
3	Deccan. { Yerrowda ... Nasik ... Dhulia ... Deccan Gang ... }	465	9	19.4	559	3	8.4	292	2	6.8	261	4	15.9	245	5	20.4	178	4	22.5	3	
4		...	49	3	61.2	...	...	...	...	...	...	1	...	...	2	...	...	...	...	...	4
5		...	310	5	16.1	38	1	26.3	23	...	...	11	...	...	15	...	...	9	...	...	5
6	...	85	...	...	51	...	...	52	1	19.2	30	...	...	63	...	...	5	...	...	6	
7	Southern Maratha Country. { Bijapur ... Dharwar ... }	183	1	5.5	41	...	...	14	1	71.4	3	...	...	8	...	...	...	...	...	7	
8		...	237	...	...	29	1	34.5	25	1	40	11	...	...	30	...	...	13	...	...	8
9	Konkan. { Karwar ... Ratnagiri ... Thana ... }	63	...	...	9	...	...	11	...	...	9	...	...	8	...	...	...	...	...	9	
10		...	109	2	18.3	53	2	37.7	22	2	90.9	3	1	333.3	3	1	333.3	1	...	...	10
11		...	283	58	187.3	187	12	64.2	135	12	88.9	106	7	66.0	56	6	107.1	28	6	214.3	11
12	Gujarat. { Ahmedabad ... Rajkot ... }	508	7	13.8	126	3	23.8	132	3	22.7	63	3	47.6	95	6	63.2	83	...	...	12	
13		...	38	1	26.3	17	1	58.8	18	...	...	9	...	...	1	...	...	...	...	...	13
14	Sind. { Karachi ... Hyderabad ... Shikarpur ... Ciud Gang ... }	123	3	23.4	35	1	28.6	28	...	...	15	...	...	36	1	27.3	1	...	...	14	
15		...	239	...	...	94	1	10.6	110	...	...	58	1	17.2	83	1	12.0	3	1	333.3	15
16		...	249	14	56.2	91	5	54.9	49	1	20.4	7	...	...	18	...	...	3	...	...	16
17		...	89	13	146.1	81	16	197.5	78	11	141.0	18	1	65.6	15	...	...	1	...	...	17
18	Aden ... Aden ...	31	...	...	5	...	...	5	...	...	...	...	...	2	...	...	...	...	...	18	
Total, 1897 ... { Prisons ... Subordinate Jails ... }		3,520	137	38.9	1,259	54	42.9	1,016	36	35.4	599	17	28.4	687	20	29.1	282	11	39.0		
Total		3,916	155	39.6	1,262	54	42.8	1,017	36	35.4	599	17	28.4	688	20	29.1	282	11	39.0		
Total, 1896 ... { Prisons ... Subordinate Jails ... }		3,185	91	28.6	1,107	45	40.7	953	32	33.6	573	15	26.2	703	33	46.9	297	16	53.9		
Total		3,459	95	27.5	1,111	45	40.5	954	32	33.5	573	15	26.2	707	34	48.1	298	16	53.7		

STATEMENT No. XVIII.

Showing Particulars regarding Prisoners under trial in the Prisons and Subsidiary Jails of Bombay during the year 1897.

B 174-17

Serial Number.	Jails.	3		4		5			6			7			8			9		10		11		12			Serial Number.	
		Number remaining at the close of previous year.		Number received.		Total.			Average daily number.			Released.			Convicted and sentenced.			Transferred.		Escaped.		Died.		Remaining on 31st December 1897.				
		M.	F.	M.	F.	M.	F.	Total.	M.	F.	Total.	M.	F.	Total.	M.	F.	Total.	M.	F.	M.	F.	M.	F.	M.	F.	Total.		
1	Bombay	Common Prison	13	1	468	15	480	16	515	14	1	15	217	5	222	263	10	273	..	..	..	..	2	..	17	1	18	1
2		House of Correction.	..	..	7	..	7	..	7	..	..	..	8	..	8	8	..	8	1	..	..	..	..	..	..	..	..	2
3	Deccan	Yerrowda	17	..	187	12	204	12	216	10	1	11	104	5	109	92	7	99	4	..	..	..	..	..	..	..	..	..
4		Nasik	14	..	115	10	129	10	139	8	1	7	54	4	58	54	4	58	..	1	..	..	..	..	..	..	..	..
5		Dhulla	108	1	803	27	911	28	989	107	3	110	467	17	484	402	9	411	..	..	..	..	6	..	..	..	..	..
6		Deccan Gang	..	..	..	..	..	..	..	..	..	..	..	..	..	..	..	..	..	..	..	..	..	..	..	..	..	..
7	Southern Maratha Country	Bijapur	75	..	278	3	353	8	356	36	..	36	156	2	158	140	1	141	27	..	..	..	1	..	29	..	29	7
8		Dhárwár	12	1	245	15	257	16	273	18	1	19	153	7	160	86	8	94	13	1	..	..	..	..	5	..	5	8
9	Konkan	Kárwár	1	..	125	10	126	10	136	10	1	11	40	9	49	63	..	63	..	..	..	..	..	..	..	..	..	..
10		Ratnágiri	1	..	47	4	48	4	52	4	..	4	19	2	21	23	..	23	..	..	..	..	..	..	..	..	..	..
11	Thána	103	..	111	8	214	8	217	14	..	14	141	1	142	70	1	71	1	..	..	..	..	..	..	..	..	..	
12	Gujarát	Ahmedabad	7	..	259	17	266	17	283	23	1	24	148	8	156	90	7	97	..	..	..	..	..	..	..	..	..	..
13		Rajkot	4	..	161	7	165	7	172	9	1	10	59	5	64	62	1	63	18	..	..	..	..	..	..	..	..	..
14	Sind	Karachi	7	..	305	9	313	9	322	15	..	15	102	6	108	166	1	167	23	1	..	..	..	..	..	..	..	..
15		Hyderabad	30	..	653	10	683	10	693	86	1	87	115	5	120	112	2	114	424	2	..	..	..	..	..	..	..	..
16		Shikárpur	82	2	391	4	423	6	429	38	..	38	127	6	133	145	..	145	116	..	..	..	..	..	..	..	..	..
17	Sind Gang	..	..	..	..	..	..	..	..	..	..	..	..	..	..	..	..	..	..	..	..	..	..	..	..	..	..	
18	Aden	Aden	1	..	1	..	2	..	2	..	..	..	1	..	1	1	..	1	..	..	..	..	..	..	..	..	..	..
Total, 1897.		Prisons	425	5	4,177	146	4,602	151	4,758	341	11	352	1,906	82	1,988	1,612	53	1,665	682	5	..	..	13	..	240	11	251	
		Subordinate Jails	220	2	4,064	163	4,284	165	4,449	273	7	280	1,540	62	1,602	1,944	92	2,036	536	8	..	..	5	..	259	3	262	
		Lock-ups	643	18	52,221	2,923	52,864	2,941	55,805	894	33	927	8,225	456	8,681	33,442	2,099	35,541	10,456	354	14	..	19	1	708	31	739	
Total			1,288	25	60,462	3,232	61,750	3,257	65,007	1,508	51	1,559	11,671	600	12,271	37,198	2,244	39,442	11,624	367	14	..	36	1	1,207	45	1,252	
Total, 1896.		Prisons	162	8	2,890	133	3,052	139	3,191	173	4	177	1,034	71	1,105	1,853	56	1,409	236	7	..	..	4	..	425	5	430	
		Subordinate Jails	255	19	2,623	111	2,858	129	2,987	161	5	166	853	41	1,024	1,221	75	1,296	431	11	..	..	8	..	220	2	222	
		Lock-ups	474	24	51,286	2,787	51,760	2,761	54,521	661	23	689	7,234	454	7,688	34,952	1,942	36,894	8,897	347	16	..	18	..	643	18	661	
Total			871	48	56,799	2,981	57,670	3,029	60,699	995	37	1,032	9,261	566	9,817	37,526	2,073	39,599	9,564	365	16	..	25	..	1,288	25	1,313	



5	Dhulia ... ..	Cells ... ..	...	...	...	...	...	...	4	4	4	...	4	24	40	...	...	...	Repairs... .. 426 0 0		
		Barracks with separate sleeping accommodation ...	...	...	...	...	...	...	7	...	...	...	7	12	125	159	...	...		426	
		Do. without do. ...	8	...	...	...	...	...	...	...	...	...	...	...	...	...	...	...		...	
		Total ...	8	...	...	...	...	7	4	4	4	7	16	149	199	85	...	...			
		Total average Population ...	9	...	...	...	...	105	3	...	...	...	12	377	506	33	...	...			
6	Dacca Gang ... ..	Cells ... ..	...	...	...	...	...	...	...	...	...	...	...	...	...	...	...	...	.....		
		Barracks with separate sleeping accommodation ...	...	...	...	...	...	...	...	...	...	...	...	...	...	...	...	...		...	
		Do. without do. ...	...	...	...	...	...	...	...	...	...	...	...	...	...	...	...	...		...	
		Total ...	...	...	...	...	...	...	...	...	...	...	...	...	...	...	...	...			
		Total average Population ...	10	...	...	...	...	...	...	...	...	...	...	282	292	...	...	...			
7	Bijapur ... ..	Cells ... ..	...	...	...	...	...	...	...	...	...	...	...	...	...	...	...	...	Repairs... .. 262 1 0		
		Barracks with separate sleeping accommodation ...	...	...	...	...	...	...	15	...	...	...	...	...	172	172	...	...		...	
		Do. without do. ...	13	...	...	...	...	...	...	...	...	...	...	31	63	122	...	...		262	
		Total ...	13	...	...	...	...	15	...	...	...	...	31	285	294	60	...	...			
		Total average Population ...	6	...	...	...	...	35	...	...	...	...	12	235	288	62	...	...			
8	Dhárwár ... ..	Cells ... ..	...	...	...	...	...	...	...	3	1	...	...	15	19	...	...	...	Repairs... .. 1,143 9 10		
		Barracks with separate sleeping accommodation ...	...	...	...	...	...	...	6	6	...	...	...	27	250	317	...	...		1,144	
		Do. without do. ...	19	3	3	3	...	...	6	6	...	...	...	27	250	317	...	...		1,144	
		Total ...	19	3	3	3	...	6	6	3	1	...	27	265	336	43	...	...			
		Total average Population ...	7	...	...	...	...	17	1	...	...	...	14	332	371	38	...	...			
9	Kárwár ... ..	Cells ... ..	...	...	...	...	...	...	...	15	...	11	9	46	81	...	...	...	Repairs ... 565 4 1		
		Barracks with separate sleeping accommodation ...	...	...	...	...	...	...	13	...	...	...	...	16	118	171	...	...		565	
		Do. without do. ...	19	5	...	...	...	...	13	...	...	...	...	16	118	171	...	...		565	
		Total ...	19	5	...	...	...	13	...	15	...	11	25	164	252	176	...	...			
		Total average Population ...	1	...	...	...	...	10	1	...	...	...	1	96	109	407	...	...			
10	Ratnágiri ... ..	Cells ... ..	...	...	...	...	...	...	...	...	...	...	...	10	10	...	...	...	Additions, alterations and repairs ... 471 1 1		
		Barracks with separate sleeping accommodation ...	...	...	...	...	...	...	7	5	...	...	...	...	13	168	218	...		...	471
		Do. without do. ...	20	...	5	...	...	...	7	5	...	...	...	...	13	168	218	...		...	471
		Total ...	20	...	5	...	...	7	5	...	...	...	13	178	228	46	...	...			
		Total average Population ...	9	...	4	...	...	4	...	...	...	...	7	167	191	54	...	...			



STATEMENT A—continued.

Serial Number.	Name of Prison and Standard of Accommodation.		Description of Accommodation.	NUMBER OF PRISONERS WHO COULD BE ACCOMMODATED ON 31ST DECEMBER 1897 IN THE PART OF THE JAIL DEVOTED TO														Superficial area for Prisoner in Square Yards in the enclosures (Ward and Workshop) to which the Prisoners are ordinarily confined.	SPENT ON JAIL BUILDINGS DURING THE YEAR.		REMARKS.		
				Hospital.		Observation Cells.		Civil Prisoners.		Under-trials.		Europeans.		Juvenile Convicts.	Female Convicts.	Male Convicts.	Grand Total.		By Jail Department.	By Public Works Department.			
	Not less than 648 C. ft.	40 Supl. ft.		Not less than 900 C. ft.	60 Supl. ft.	M.	F.	M.	F.	M.	F.	M.	F.									M.	F.
	4	5		6	7	8	9	10	11	12	13	14	15	16	17	18	19		20	21			
11	Thana	...	Cells ... ..	...	...	...	...	...	...	...	...	...	...	4	13	117	134	...	...	...	Ra. a. p. Repairs ... 846 6 5		
			Barracks with separate sleeping accommodation...	...	...	...	...	...	...	...	...	...	...	...	...	58	240	240	...	...		...	
			Do. without do. ...	53	4	...	...	...	...	...	...	...	...	...	...	...	58	165	279	...		...	846
			Total ...	53	4	...	...	...	...	...	...	...	...	...	...	4	71	522	658	85		...	
Total average Population ...				86	2	...	...	...	...	14	...	...	...	44	717	818	63	...	...	...			
12	Ahmedabad	...	Cells ... ..	...	...	...	...	...	...	...	...	...	7	...	10	12	96	125	...	...	Original Works. 1,803 2 10 Repairs ... 640 5 9 2,551 8 7		
			Barracks with separate sleeping accommodation...	...	...	...	...	...	...	...	...	...	...	...	...	...	...	...	...	...		...	
			Do. without do. ...	26	3	...	...	...	...	...	20	10	...	...	...	...	32	704	795	...		...	2,552
			Total ...	26	3	...	...	...	...	...	20	10	7	...	10	44	800	920	86	...		...	
Total average Population ...				24	...	...	...	...	...	23	1	...	...	5	30	908	991	80	...	...			
13	Rajkot	...	Cells ... ..	...	...	...	...	...	...	...	...	...	...	...	...	...	...	...	...	...	Additions, alterations and repairs ... 4,567 9 10		
			Barracks with separate sleeping accommodation...	...	...	...	...	...	...	...	...	...	...	...	...	...	...	...	...	...		...	
			Do. without do. ...	7	...	...	...	...	...	...	11	2	...	...	...	6	8	68	102	...		...	...
			Total ...	7	...	...	...	...	...	...	11	2	...	...	...	6	8	68	102	98		...	...
Total average Population ...				2	...	...	...	...	...	9	1	...	...	...	1	78	91	111	...	...			
14	Karachi	...	Cells ... ..	...	...	...	...	...	...	...	...	...	...	20	...	3	28	...	...	...	Additions, alterations and repairs ... 4,567 9 10		
			Barracks with separate sleeping accommodation...	...	...	...	...	...	...	...	...	...	...	...	...	...	...	...	...	...		...	
			Do. without do. ...	55	...	24	...	...	...	...	14	6	21	...	...	...	28	236	384	...		...	4,568
			Total ...	60	...	24	...	...	...	...	14	6	21	...	...	20	28	239	412	122		...	...
Total average Population ...				12	...	12	...	...	...	15	...	...	...	2	1	227	269	167	...	...			

81-711 a

15	Hyderabad	Cells ... ..	...	...	20	4	...	...	...	...	5	...	...	4	80	113	...	...	...	Additions, al- terations and repairs ... 1,397 9 11	
		Barracks with separate sleeping accommodation...	...	...	...	...	...	...	...	...	...	...	...	...	...	...	...	...	...		...
		Do. without do. ...	88	4	...	...	...	...	20	10	...	...	12	28	640	752	...	...	...		1,398
Total ...		88	4	20	4	...	...	20	10	5	...	12	32	720	865	91	...	...	...		
Total average Population ...		22	...	20	...	...	...	36	1	...	...	1	4	549	633	124	...	...	...		
16	Shikarpur	Cells ... ..	...	...	...	...	...	...	...	...	...	...	...	...	27	27	...	...	...	Additions, al- terations and repairs ... 989 8 8	
		Barracks with separate sleeping accommodation...	...	...	...	...	...	...	...	...	...	...	...	...	...	...	...	...	...		...
		Do. without do. ...	83	2	...	...	...	...	14	5	...	...	...	15	337	406	...	...	...		990
Total ...		83	2	...	...	...	...	14	5	...	...	...	15	364	433	99	...	...	...		
Total average Population ...		10	...	...	...	...	...	37	...	...	...	...	5	406	458	93	...	...	...		
17	Sind Gang	Cells ... ..	...	...	...	...	...	...	...	...	...	...	...	...	...	...	...	...	...		
		Barracks with separate sleeping accommodation...	...	...	...	...	...	...	...	...	...	...	...	...	...	...	...	...	...		...
		Do. without do. ...	...	...	...	...	...	...	...	...	...	...	...	...	...	...	...	...	...		...
Total ...		...	...	...	...	...	...	...	...	...	...	...	...	...	...	...	...	...	...		
Total average Population...		7	...	...	...	...	...	...	...	...	...	...	...	269	276	...	...	...	...		
18	Aden	Cells ... ..	...	...	...	...	...	...	...	...	...	...	...	...	2	2	...	...	...	Repairs ... 361 8 4	
		Barracks with separate sleeping accommodation...	...	...	...	...	...	...	...	...	...	...	...	...	...	...	...	...	...		...
		Do. without do. ...	4	...	...	...	...	...	...	...	6	...	...	3	46	59	...	...	...		362
Total ...		4	...	...	...	...	...	...	...	6	...	...	3	48	61	338	...	...	...		
Total average Population ...		...	...	...	...	...	...	...	...	...	...	...	...	46	46	448	...	...	...		
Total		Cells ... ..	17	...	40	4	...	...	5	4	104	5	45	42	517	783	...	...	...		
		Barracks with separate sleeping accommodation...	86	...	...	...	...	...	...	...	...	...	...	...	1,244	1,280	...	...	...		...
		Do. without do. ...	486	41	32	3	...	...	197	56	27	2	27	333	3,443	4,647	...	...	...		19,074
Total ...		539	41	72	7	...	...	202	60	131	7	72	375	5,204	6,710	...	...	...	...		
Total average Population ...		219	2	69	...	...	...	386	11	21	...	8	171	6,879	7,716	...	...	...	...		

STATEMENT B.

Showing the Condition of the Prisoners discharged from the Prisons of Bombay during the year 1897.

1 Serial Number.	2 Jails.	3 Number discharged during the year.	4 Number who had neither lost nor gained weight in Jail.	5 NUMBER WHO HAD GAINED WEIGHT.					6 NUMBER WHO HAD LOST WEIGHT.					7 REMARKS.	8 Serial Number.
				a	b	c	d	Total.	e	f	g	h	Total.		
				Up to 1 lb.	From 1 to 5 lbs.	From 5 to 10 lbs.	Over 10 lbs.		Up to 1 lb.	From 1 to 5 lbs.	From 5 to 10 lbs.	Over 10 lbs.			
1	Bombay ...	Common Prison ...	760	491	590	255	73	1,409	165	171	31	5	372	1	
2		House of Correction. { Europeans ...	23	7	28	9	7	51	2	4	...	1	7	2	
		... { Natives ...	439	41	24	112	102	67	305	6	43	27	17	98	
3	Deccan ...	Yerrowda ...	231	228	594	462	256	1,540	143	249	112	31	535	3	
4		Násik ...	130	123	386	104	19	632	72	63	12	7	154	4	
5		Dhulia ...	190	125	475	258	119	977	140	204	35	9	388	5	
6		Deccan Gang ...	23	24	60	47	17	148	29	85	62	42	218	6	
7	Southern Marátha Country.	Bijápur ...	50	77	303	167	90	637	21	25	5	2	53	7	
8		Dhárwár ...	120	105	260	187	124	676	59	71	17	11	158	8	
9	Konkan ...	Kárwár ...	38	13	55	31	18	117	7	21	3	2	33	9	
10		Ratnágiri ...	27	16	86	68	50	220	12	42	24	6	84	10	
11		Thána ...	324	437	363	190	83	1,073	292	198	70	22	582	11	
12	Gujarát ...	Ahmedabad... ..	282	286	627	447	235	1,595	11	47	27	26	171	12	
13		Rájkot ... ..	6	6	22	19	9	56	5	7	5	1	18	13	
14	Sind ...	Karáchi ... ..	170	50	168	88	75	381	45	83	32	9	169	14	
15		Hyderabad ... ..	125	103	284	141	95	628	88	130	73	16	367	15	
16		Shikárpur ... ..	206	138	265	137	72	612	56	126	53	9	241	16	
17		Sind Gang ... ..	21	17	80	43	43	183	14	82	54	24	174	17	
18	Aden ... Aden ...	268	35	21	86	39	163	16	39	9	6	70	18		
		Total ...	2,802	2,296	4,844	2,794	1,469	11,403	1,183	1,750	651	246	3,830		

STATEMENT C.

Showing the Working of the Mark System during the year 1897.

1 Serial Number.	2 Jails.	3 Number released during the year who came under the Mark System for industry, but failed to gain remission.	4 NUMBER OF CONVICTS RELEASED DURING THE YEAR WHO GAINED REMISSION UNDER THE MARK SYSTEM.										5 MAXIMUM REMISSION IN DAYS GAINED BY ANY CONVICTS RELEASED DURING THE YEAR.										6 AVERAGE REMISSION GAINED BY THE CONVICTS ENTERED IN COLUMN 4.										7 Maximum gratuity earned by any Convict received during the year.	8 Average gratuity earned by the Convicts entered in Column 4.	9 Remarks.	10 Serial Number.			
			Sentenced to										Sentenced to										Sentenced to																
			One year exactly.	Not exceeding 2 years.	Ditto 3 years.	Ditto 4 years.	Ditto 5 years.	Ditto 6 years.	Ditto 7 years.	Ditto 8 years.	Ditto 9 years.	Ditto 10 years.	Exceeding 10 years.	One year exactly.	Not exceeding 2 years.	Ditto 3 years.	Ditto 4 years.	Ditto 5 years.	Ditto 6 years.	Ditto 7 years.	Ditto 8 years.	Ditto 9 years.	Ditto 10 years.	Exceeding 10 years.	One year exactly.	Not exceeding 2 years.	Ditto 3 years.	Ditto 4 years.	Ditto 5 years.	Ditto 6 years.	Ditto 7 years.	Ditto 8 years.					Ditto 9 years.	Ditto 10 years.	Exceeding 10 years.
			Rs. a. p.	Rs. a.																																			
1	Common Prison ...	...	2	1	...	2	...	1	...	...	1	...	54	90	...	323	...	230	...	...	260	...	41	96	...	181	...	230	...	...	260	16 7 0	10 8	1					
2	House of Correction ...	...	51	33	4	1	...	2	1	...	2	29	54	111	204	...	177	197	...	...	368	22	30	72	204	...	174	197	...	352	16 15 0	2 8	2						
3	Yerrowda ...	2	80	79	30	19	25	7	16	2	...	6	5	51	69	96	130	178	217	252	200	...	373	691	24	41	67	90	131	160	199	188	...	307	399	21 10 0	7 3	3	
4	Nāsik ...	...	...	1	...	...	...	2	...	...	...	...	...	108	...	...	...	270	...	...	...	...	...	108	...	...	255	...	...	...	...	16 8 0	13 0	4					
5	Dhulia ...	...	3	8	3	3	0	...	...	...	1	...	26	50	65	95	151	...	...	...	276	...	25	39	60	76	149	...	...	271	...	13 14 0	6 10	5					
6	Deccan Gang ...	2	21	60	39	13	21	6	14	2	...	2	1	26	67	132	133	188	180	202	190	...	290	321	23	45	69	101	125	145	169	170	...	268	321	17 11 0	5 14	6	
7	Bijāpur ...	...	14	12	3	2	6	...	3	...	1	...	34	66	101	181	176	...	233	...	298	...	28	52	90	165	149	...	217	...	298	...	30 11 0	4 6	7				
8	Dhārwar ...	...	28	13	9	6	5	1	2	...	...	...	30	52	78	118	149	215	180	...	...	...	25	43	71	101	138	215	177	...	...	13 4 0	3 1	8					
9	Kārwar ...	...	2	9	2	1	2	1	1	...	...	...	25	139	87	99	302	181	478	...	...	...	24	77	88	99	296	161	478	...	...	19 11 0	5 7	9					
10	Ratnāgiri ...	...	36	53	3	1	...	...	...	...	...	...	50	103	67	101	...	...	...	...	...	...	25	43	61	101	...	...	...	...	10 7 0	1 9	10						
11	Thāna ...	...	30	21	4	1	5	1	7	...	1	...	33	67	99	124	192	190	290	...	195	...	23	45	80	124	138	190	232	...	195	...	23 3 0	7 3	11				
12	Ahmedabad... ..	...	52	59	18	4	9	...	14	...	1	...	26	66	92	113	254	...	257	...	197	...	28	45	69	100	150	...	175	...	175	...	25 14 0	4 7	12				
13	Rājkot ...	...	4	11	4	...	2	...	...	...	...	...	35	57	102	...	198	...	...	...	...	...	28	44	70	...	169	...	...	...	...	15 3 0	3 7	13					
14	Karāchi ...	...	7	14	3	3	4	4	7	...	1	...	35	52	86	107	146	279	335	...	247	...	81	43	72	95	122	179	179	...	247	...	31 6 0	6 0	14				
15	Hyderabad ...	22	39	43	12	6	6	3	5	1	...	...	86	75	98	115	167	208	279	220	...	...	23	40	60	91	111	201	238	220	...	...	20 12 0	4 0	15				
16	Shikārpur ...	...	17	13	5	0	5	1	2	...	1	...	31	71	94	171	188	202	295	...	294	...	26	45	81	128	128	202	260	...	29	...	27 4 0	4 6	16				
17	Sind Gang ...	...	53	90	19	4	7	2	...	...	1	...	26	89	117	103	184	166	...	...	...	...	23	42	72	87	141	167	...	247	...	13 12 0	4 6	17					
18	Aden... ..	...	1	13	2	...	...	...	...	...	...	...	23	48	56	...	...	...	...	...	...	...	23	98	57	...	...	...	...	...	...	2 14 0	2 14	18					
	Total Prisons ...	26	438	533	162	70	105	26	75	6	4	11	10	51	138	132	204	323	279	478	220	298	373	591	25	45	74	112	150	181	230	194	234	277	801	81 6 0	5 6		
	Subordinate Jails...	...	...	...	1	1	...	...	...	...	...	...	1	...	...	138	157	...	...	...	...	408	...	...	...	133	157	...	...	...	...	...	408	19 13 0	11 7				

Convict Officers only are allowed gratuity in this Presidency and Column 8 is filled in accordingly.





APPENDIX D—continued.

Serial Number.	1			3																6			Serial Number.					
	Sections of Penal Code classified.			CONVICTS ADMITTED TO PRISONS AND JAILS DURING THE YEAR 1897 UNDER SENTENCE NOT EXCEEDING																Total.								
	Chapter of Penal Code.	Sections.	Nature of Offences.	A.	B.		C.		D.		E.		F.		G.		H.	I.				J.						
				One month.	Above one and not exceeding three months.		Above three and not exceeding six months.		Above six months and not exceeding one year.		Above one year and not exceeding two years.		Above two years and not exceeding five years.		Above five years and not exceeding ten years.		Exceeding ten years.	Sentenced to Transportation beyond Seas.				Sentenced to death.						
					A.		B.		A.		B.		A.		B.			A.		B.								
M.	F.	M.	F.	M.	F.	M.	F.	M.	F.	M.	F.	M.	F.	M.	F.	M.	F.	M.	F.	M.	F.	M.	F.	Total.				
14	XII	241 to 254	Lighter offences relating to coin— Prisons ... .. Subordinate Jails ... .. Total ... ..	6	4	1	4	3	1	...	...	1	...	...	1	...	...	...	...	...	...	...	...	...	19	1	20	
15	XII	All other Sections.	Graver offences relating to coin and stamps— Prisons ... .. Subordinate Jails ... .. Total ... ..	...	3	...	...	...	1	...	1	...	1	...	...	...	...	...	...	...	...	...	...	...	5	...	5	
16	XIII	All Sections	Offences relating to weights and measurements— Prisons ... .. Subordinate Jails ... .. Total ... ..	...	1	...	...	...	...	...	...	...	...	...	...	...	...	...	...	...	...	...	...	...	1	...	1	
17	XIV	264 to 269	Offences affecting the public health and safety— Prisons ... .. Subordinate Jails ... .. Total ... ..	30	1	9	4	1	...	...	...	...	...	...	...	...	...	...	...	...	...	...	...	...	44	1	45	
18	"	290 and 291	Nuisances— Prisons ... .. Subordinate Jails ... .. Total ... ..	4	1	10	4	1	...	...	...	...	...	...	...	...	...	...	...	...	...	...	...	...	49	1	50	
19	"	292 to 294 A	Obscene books and lotteries— Prisons ... .. Subordinate Jails ... .. Total ... ..	...	...	...	...	...	...	...	...	...	...	...	...	...	...	...	...	...	...	...	...	...	...	1	...	1

20	XV	All Sections	Offences relating to religion— Prisons ... .. Subordinate Jails ... .. Total ... ..	1	...	...	...	...	...	...	...	...	...	...	...	...	...	...	...	...	...	...	1	...	1	
21	XVI	302, 303, 307	Murder and attempt to murder— Prisons ... .. Subordinate Jails ... .. Total ... ..	...	...	...	...	...	1	5	...	13	...	5	...	59	6	...	...	30	2	113	8	121		
22	XVI	304, 304A, 305, 306, 308.	Culpable homicide and attempt to commit the same and abet- ting suicide— Prisons ... .. Subordinate Jails ... .. Total ... ..	1	...	3	...	4	...	5	...	10	1	13	...	15	1	1	...	4	...	1	...	58	2	60
23	XVI	309	Attempt to commit suicide— Prisons ... .. Subordinate Jails ... .. Total ... ..	11	2	4	3	2	...	...	...	...	...	...	...	...	...	...	...	...	...	...	17	5	22	
24	XVI	311	Being a thug— Prisons ... .. Subordinate Jails ... .. Total ... ..	2	3	...	...	...	...	...	...	...	...	...	...	...	...	...	...	...	...	...	2	3	5	
25	XVI	312 to 318	Causing miscarriage, exposing children and concealment of birth of child— Prisons ... .. Subordinate Jails ... .. Total ... ..	1	3	...	6	...	1	1	2	...	1	...	...	...	...	...	...	...	...	...	2	13	15	
26	XVI	323, 334, 352, 355.	Hurt and assault with or without provocation— Prisons ... .. Subordinate Jails ... .. Total ... ..	206	9	124	...	45	...	21	...	9	...	5	2	...	...	...	...	...	...	...	40	11	421	
27	XVI	324, 333, 335 to 338.	Aggravated cases of hurt, all cases of grievous hurt, and doing acts dangerous to human life— Prisons ... .. Subordinate Jails ... .. Total ... ..	98	1	122	4	101	5	90	3	44	1	34	...	14	...	...	...	...	...	...	501	14	515	
				19	1	36	1	13	1	13	...	7	...	4	...	4	...	...	...	...	...	98	8	101		
				115	2	158	5	114	6	103	3	51	1	38	...	18	...	...	...	...	...	599	17	616		



APPENDIX D—continued.

Serial Number.	Sections of Penal Code classified.			CONVICTS ADMITTED TO PRISONS AND JAILS DURING THE YEAR 1897 UNDER SENTENCE NOT EXCEEDING																Total			Serial Number.					
				A.		B.		C.		D.		E.		F.		G.		H.						I.		J.		
	Chapter of Penal Code.	Sections.	Nature of offences.	One month.	Above one and not exceeding three months.		Above three and not exceeding six months.		Above six months and not exceeding one year.		Above one year and not exceeding two years.		Above two years and not exceeding five years.		Above five years and not exceeding ten years.		Exceeding ten years.		Sentenced to Transportation beyond Seas.		Sentenced to death.			M.	F.	Total.		
					A.	B.	M.	F.	M.	F.	M.	F.	M.	F.	M.	F.	M.	F.	M.	F.							M.	F.
				M.	F.	M.	F.	M.	F.	M.	F.	M.	F.	M.	F.	M.	F.	For life.		For a term.		M.	F.	Total.				
28	XVI	341 to 348	Wrongful restraint and confinement— Prisons ... .. Subordinate Jails ... .. Total ... ..	6 4 10	...	3 1 4	...	4 8 7	...	4 ...	1 ...	1 ...	...	21 ...	...	15 ...	...	2 ...	...	...	...	...	...	53 8 64	1 ...	57 8 65	28	
29	XVI	353 to 357	Aggravated assault— Prisons ... .. Subordinate Jails ... .. Total ... ..	51 13 64	1 ...	29 27 56	1 ...	21 10 31	...	2 6 8	...	2 ...	...	...	...	...	...	...	...	...	...	...	...	105 56 161	2 ...	107 56 163	29	
30	XVI	363 to 373	Kidnapping, abduction, selling minors to slavery— Prisons ... .. Subordinate Jails ... .. Total ... ..	2 ...	...	7 ...	...	4 1 5	1 1 2	5 2 7	1 ...	6 2 8	4 ...	3 ...	...	1 ...	...	...	...	...	...	...	...	28 6 33	6 1 7	34 6 40	30	
31	XVI	374	Unlawful compulsory labor— Prisons ... .. Subordinate Jails ... .. Total ... ..	...	...	...	...	...	...	...	...	...	...	...	...	...	...	...	...	...	...	...	...	...	...	...	31	
32	XVI	376	Rape— Prisons ... .. Subordinate Jails ... .. Total ... ..	...	...	...	...	...	...	...	...	4 1 5	...	4 2 6	...	4 1 5	...	...	...	...	...	...	...	...	12 4 16	...	12 4 16	32
33	XVI	377	Unnatural offences— Prisons ... .. Subordinate Jails ... .. Total ... ..	...	...	...	...	...	...	...	...	3 ...	...	7 ...	...	1 ...	...	...	...	...	...	...	...	...	11 ...	...	11	33



APPENDIX D - continued.

Serial Number.	Sections of Penal Code classified.			CONVICTS ADMITTED TO PRISONS AND JAILS DURING THE YEAR 1897 UNDER SENTENCE NOT EXCEEDING																		Total.			Serial Number.	
				A.		B.		C.		D.		E.		F.		G.		H.		I.						J.
	Chapter of Penal Code.	Sections.	Nature of Offences.	One month.	Above one and not exceeding three months.		Above three and not exceeding six months.		Above six months and not exceeding one year.		Above one year and not exceeding two years.		Above two years and not exceeding five years.		Above five years and not exceeding ten years.		Exceeding ten years.		Sentenced to transportation beyond seas.		Sentenced to death.		M.	F.		Total.
					A.		B.		A.		B.		A.		B.		A.		B.		A.					
	M.	F.	M.	F.	M.	F.	M.	F.	M.	F.	M.	F.	M.	F.	M.	F.	M.	F.	M.	F.	M.	F.	M.	F.		Total.
43	XVII	421 to 424 ...	Fraudulent deeds and distribution of property— Prisons ... .. Subordinate Jails ... .. Total ... ..			1																		1		1
44	XVII	426 to 440 ...	Mischief— Prisons ... .. Subordinate Jails ... .. Total ... ..	105	3	138		74		38		7		15		2								379	3	382
				48	3	52		25		8		5		5		2								145	3	148
				153	6	190		99		46		12		20		4								524	6	530
45	XVII	447 and 448 ...	Simple trespass and house-trespass— Prisons ... .. Subordinate Jails ... .. Total ... ..	54	1	23		9		5														91	1	92
				52	1	14		5						1										72	1	73
				106	2	37		14		5				1										163	2	165
46	XVII	449, 450, 459 and 460.	House-breaking in order to commit offence punishable with death or imprisonment for life, and causing death or grievous hurt in house-breaking— Prisons ... .. Subordinate Jails ... .. Total ... ..	17		19	1	20		6														62	1	63
				5		15		11		3		1		3		1								39		39
				22		34	1	31		9		1		3		1								101	1	102
47	XVII	451 to 458 ...	House-breaking and house-trespass— Prisons ... .. Subordinate Jails ... .. Total ... ..	136	13	279	14	474	4	329		152	1	48		6				1				1,426	32	1,458
				52	5	145	5	63	1	54	3	11		2		1			1				330	14	344	
				188	18	424	19	537	5	383	3	163	1	50		7			2				1,756	46	1,802	



## APPENDIX E.

*Statement showing the Names of the Superintendents who were in charge of the Prisons in the Bombay Presidency, as well as the Names of the Jailors during the year 1897.*

No.	Prisons.	Names of Officers in charge of Prisons.	Names of Jailors.
1	Common Prison ...	Mr. A. G. Mackenzie ...	Mr. Bhagwantrao Sadashivrao.
2	House of Correction	Mr. C. N. Hall ...	Mr. W. E. Butler.
3	Yerrowda ...	Brigade-Surgeon-Lieutenant-Colonel S. M. Salaman and Mr. C. H. Brierley.	Mr. C. H. Brierley.
4	Násik ...	Mr. W. Plunkett ...	Mr. Balvant Narayen Tekale.
5	Dhulia ...	Surgeon-Lieutenant-Colonel K. A. Dalal.	Messrs. I. Solomon and Thomas Cabral.
6	Deccan Gang ...	Mr. J. L. Taylor ...	.....
7	Bijápúr ...	Surgeon-Captain J. B. Smith, Brigade-Surgeon-Lieutenant-Colonel C. T. Peters, Ráo Bahádúr A. R. Chitre, Surgeon-Lieutenant-Colonel O. H. Channer, Assistant Surgeons R. B. Redker and J. F. Gonsalves.	Mr. Kaikhusru Mancherji.
8	Dhárwár ...	Brigade-Surgeon-Lieutenant-Colonel C. T. Peters, Surgeon-Lieutenant-Colonels H. McCalman and J. P. Greany.	Messrs. R. Amrithlingam Moodliar and J. D. Gabriel.
9	Kárwár ...	Surgeon-Major J. C. H. Peacocke, Surgeon-Captain W. Carr Sprague, Assistant Surgeons V. B. Karandikar and G. G. Bhopardikar ...	Mr. J. P. Rasquinho.
10	Ratnágiri ...	Surgeon-Major M. A. T. Collie, Ráo Bahádúr S. C. Chitnis, Assistant Surgeon J. F. Gonsalves, and Surgeon-Lieutenant-Colonel J. C. H. Peacocke...	Mr. Ganesh Sadashiv Bhide.
11	Thána ...	Mr. W. W. Wellis, and Ráo Bahádúr Anna Gopal Kotwal ...	.....
12	Ahmedabad ...	Mr. W. T. Pegge ...	Mr. Pransukhram Dhirajram.
13	Rájkot ...	Surgeon-Lieutenant-Colonel J. McCloghry and Surgeon-Major W. H. Burke ...	Mr. Achratlal Purshotamdas.
14	Karáchi ...	Mr. Dadabhai Sorabsha Munsiffna ...	.....
15	Hyderabad ...	Surgeon-Captain James Jackson ...	Mr. Daniel Solomon.
16	Shikárpúr ...	Assistant Surgeons Jivatram Alimchand and Mulchand Gangaram...	Messrs. Aimal Tolaram, Gurumukhdass Choithram and I. Solomon.
17	Sind Gang... ..	Assistant Surgeon G. M. Dixon ...	Mr. Dewandass Mayaram.
18	Aden ...	Surgeon-Major J. W. T. Anderson ...	Messrs. Maneckjee Nowrojee Tantra and T. J. Reed.