

सत्यमेव जयते

# CENSUS OF INDIA 1951

VOLUME XIV

## MYSORE

PART I—REPORT

J. B. MALLARADHYA, M.A.

*Indian Administrative Service*

*Census Commissioner, Director of Technical Education and  
Director of Public Instruction in Mysore*

BANGALORE :

PRINTED BY THE DIRECTOR OF PRINTING, STATIONERY AND  
PUBLICATIONS AT THE GOVERNMENT PRESS

1954



# TABLE OF CONTENTS

	PAGE
	ix—xiv
<b>SETTING AND HISTORICAL BACKGROUND</b>	
	2—11
and Boundaries	3
es	3
ns	3
	4
	4
	5
	5
	6
	6
	7
	7
	7
	8
ry on Population	10
Divisions ✓	11
atistics	11
<b>FACTS</b>	
<b>ION AND DENSITY</b>	<b>15—21</b>
ion and Comparison with other States	15
Districts	15
Natural Divisions	15
	15
istricts	16
istribution	17
Population by Taluk Density	18
h Taluk Densities of other States	19
arks	21
<b>TH</b>	<b>23—37</b>
31-1951	24
h other States	25
ective	26
h other Countries	26
h Growths during 1941-51	26
h Growth since 1901	27
Relative Rates of Growth	28
	29
	30
	31

	PAGE
Average Annual Growth Rate .. .. .	33
Annual Growth by Districts .. .. .	33
Future Increases .. .. .	34
Factors favouring Increase .. .. .	34
Future Trends .. .. .	36
 <b>THE PROBLEM OF NUMBERS</b>	
<b>ARE WE TOO MANY ?</b> .. .. .	<b>41—47</b>
Optimum Population .. .. .	42
Symptoms of Over Population .. .. .	43
Fall in Living Standards .. .. .	44
<b>REMEDIES</b> .. .. .	<b>49—53</b>
Birth Control—The Rhythm Method .. .. .	49
Birth Control Propaganda .. .. .	49
Artificial Methods .. .. .	50
Coitus Interruptus .. .. .	51
Literacy as Cure .. .. .	52
Arithmetic of the Situation .. .. .	52
The Real Problem .. .. .	53
The Need of the Hour .. .. .	53
 <b>DEMOGRAPHIC FACTORS</b>	
<b>MOVEMENT OF POPULATION</b> .. .. .	<b>57—71</b>
The Growth of Population .. .. .	58
Persons born outside India .. .. .	59
Persons born outside Asia .. .. .	60
Persons born in India .. .. .	60
Persons born in Adjacent States .. .. .	62
Marriage Migration .. .. .	63
Economic Migration .. .. .	65
Internal Movement .. .. .	66
Forecast .. .. .	69
Conclusion .. .. .	69
<b>BIRTHS, DEATHS AND NATURAL INCREASE</b> .. .. .	<b>73—83</b>
The Migration Factor .. .. .	73
Natural Increase .. .. .	73
Historical Account of Birth and Death Registration .. .. .	74
Reliability of Vital Statistics .. .. .	75
Birth and Death Rates of past three Decades .. .. .	75
Health Centre Rates .. .. .	76
Incidence of Mortality .. .. .	77
Conditions of Health in Malnad and the Maidan .. .. .	78
Birth Rates .. .. .	80
Influence of Births and Deaths on the Age-structure .. .. .	81
Outlook for 1951-61 .. .. .	83

	PAGE
<b>SEX, AGE AND MARRIAGE</b>	85—112
<i>Sex—</i>	
Since 1881	85
Comparison with other States	86
Proportion of the Sexes in the Districts	86
Reasons for Deficiency of Females	87
Natural Law	88
The Mysore Ratios of Infants	88
Sex Ratio by Age	89
Influence of Migration on Sex-ratio	93
Urban and Rural Sex-ratios	95
<i>Age—</i>	
Inaccuracies in the Age Returns	97
Errors due to Ignorance	97
Deliberate Mis-statements	97
Value of the Returns	98
The Present Age-structure	99
Age-structure and Population Growth	99
Factors influencing Age-structure	100
Urban and Rural Age-Distributions	101
Agricultural and Non-agricultural Age-Distributions	102
Infants	103
Young Children	104
Boys and Girls	105
Young Men and Women	105
Middle Aged Persons	106
Elderly Persons	106
Mean Age	107
<i>Marriage—</i>	
Marital Status of 1,000 of each Sex	108
Comparison with other States	108
Marital Status by Age—	
(i) The Unmarried	109
(ii) Married	109
(iii) Widowed	111
<b>ECONOMIC ASPECT</b>	
<b>LIVELIHOOD PATTERN</b>	115—153
Agriculture	116
Cultivating Owners	116
Cultivators of Land Wholly or Mainly Unowned	117
Agricultural Labourers	117
Non-Cultivating Owners of Land	117
Production other than Cultivation—Industry	119
Commerce	121
Transport	122

	PAGE
Other Services and Miscellaneous Sources .. .. .	122
Pattern of Dependency or Primary Economic Status .. .. .	123
Dependency by Sex and Livelihood Class .. .. .	131
Economically Active Population .. .. .	134
Secondary Economic Status or Employer, Employee and Independent Worker .. .. .	135
Secondary Means of Livelihood of Breadwinners .. .. .	138
Economic Activity of Earning Dependants .. .. .	141
Unemployment .. .. .	147
Another Dichotomy .. .. .	147
Rural Pattern .. .. .	148
Urban Pattern .. .. .	149
 <b>SOCIAL AND CULTURAL</b>	
<b>RELIGIOUS PATTERN</b> .. .. .	<b>157—160</b>
Shift in Emphasis .. .. .	157
Hindus .. .. .	157
Muslims .. .. .	158
Christians .. .. .	158
Jains .. .. .	159
Scheduled Tribes .. .. .	159
 <b>LITERACY AND EDUCATION</b> .. .. .	 <b>161—181</b>
Present Position .. .. .	161
Progress of Literacy in the State .. .. .	161
Comparison with other States .. .. .	161
Literacy by Sex .. .. .	162
Accuracy of the Statistics .. .. .	162
Literacy by Districts and Cities .. .. .	162
Urban-Rural Distribution—	163
(i) Rural Literacy .. .. .	164
(ii) Urban Literacy .. .. .	164
Taluk Literacy .. .. .	167
Literacy per Square Mile .. .. .	168
Educational Standards .. .. .	168
Literacy by Age—	172
(i) Age-Group 0-5 .. .. .	172
(ii) Age-Group 5-9 .. .. .	173
(iii) Age-Group 5-14 .. .. .	173
(iv) Population Aged 5 and Over .. .. .	174
(v) Age-Group 15 and Over .. .. .	174
(vi) City and District Literacy by Age-Groups .. .. .	174
Education .. .. .	176
Early History .. .. .	176
Commission Days .. .. .	177
After Rendition .. .. .	178
After Independence .. .. .	178
Picture of Progress .. .. .	178

	PAGE
LANGUAGE PATTERN .. .. .	183—198
The Broad Pattern .. .. .	183
Vernaculars of the State—	183
Historical Background .. .. .	183
(i) Kannada .. .. .	183
(ii) Telugu .. .. .	183
(iii) Tamil .. .. .	184
(iv) Hindustani .. .. .	184
(v) Marathi .. .. .	184
Distribution by Localities .. .. .	185
Comparison with Previous Census Figures .. .. .	188
Correlation of Language Data with Religion Figures .. .. .	194
Language and Birthplace .. .. .	195
Bilingualism .. .. .	196
CONCLUSION .. .. .	201—204
SUBSIDIARY TABLES .. .. .	205—279
 APPENDICES	
APPENDIX I Sample Verification of the 1951 Census Count .. .. .	283—307
APPENDIX II Index of Non-Agricultural Occupations .. .. .	309—318
APPENDIX III Small Industrial Establishments .. .. .	319—443
APPENDIX IV Large and Small Industrial Establishments in the State .. .. .	445—448
 MAPS AND ILLUSTRATIONS	
MAPS	
1 General Map of Mysore .. .. .	Frontispiece
2 Rainfall Map .. .. .	Between pages 4 & 5
3 Forest Belts .. .. .	" "
4 Distribution of Food and Non-Food Crops .. .. .	Facing page 7
5 Percentage of State Area and Population claimed by each District .. .. .	" 15
6 Map showing Classification of Areas .. .. .	" 17
7 Map showing Density by Taluks .. .. .	" 18
8 Map of India showing Growth of Population since 1941 .. .. .	" 25
9 Growth of Population in Taluks .. .. .	" 31
10 Migration Map .. .. .	" 67
11 Density and Livelihood Class distribution .. .. .	" 115
12 Taluk Literacy Map (General Literacy) .. .. .	Between pages 166 & 167
13 Female Literacy Map .. .. .	" "
14 Language Map of Mysore .. .. .	Facing page 185

		PAGE
<b>ILLUSTRATIONS</b>		
1	Graph showing the Growth of Population since 1881 .. ..	Facing page 27
2	Graph showing Mean Decennial Growth-Rates .. ..	27
3	Growth of Population and Progress of Cultivation since 1881 .. ..	47
4	Age-Pyramids .. ..	101
5	Marital Status per 10,000 of the Population of each Sex .. ..	109
6	Pictogram showing the Burden of Dependency .. ..	130
7	do the Proportion of Breadwinners per 100 of each Sex .. ..	133
8	do Proportion of Literates in each District .. ..	161
9	do Male Literates .. ..	Between pages 162 & 163
10	do Female Literates .. ..	" "



E R R A T A

<i>Page</i>	<i>Para</i>	<i>Col.</i>	<i>Line</i>	<i>For</i>	<i>Read</i>
116	6	2	5th line from bottom	0.2	.02
117	7	1	2nd	0.2	.02
120	17	1	12th	69.0	69.6
123	38	1	7th	33.5	49.8
123	38	1	7th	32.2	48.3
141	68	1	13th	1.9	0.7
143	74	1	5th line from bottom	469	797
144	75	1	Last line	59.3	58.6
144	77	2	First line	59.3	58.6
144	78	2	10th line from bottom	31.1	31.3
144	78	2	7th line from bottom	68.9	68.7
145	78	1	3rd	34.7	34.6
145	78	1	4th	65.3	65.4
145	78	1	11th	40	39.8
145	81	2	6th	31.1	31.3
145	81	2	9th	34.7	34.6
145	81	2	11th	65.3	65.4
145	81	2	14th	5.8	5.7
146	83	1	8th line from bottom	over 60	nearly 60
147	85	1	3rd line from bottom	82.8	83.0
147	85	2	13th	73.9	73.8
147	85	2	15th	36.1	26.2
147	85	2	Last but one	9.3	7.7
201	4	1	10th line from bottom	5.6	5.06
201	6	2	5th " "	33.5	49.8
201	6	2	5th " "	32.2	48.3
202	7	1	3rd	44.7	15.5
202	7	1	4th	27.6 per cent in Madras	21.6 per cent in Madhya Pradesh

## INTRODUCTION

### *Commencement of Census Operations*

Once upon a time I used to wonder why the Census Organisation came into being nearly two years before the census and continued to linger for over two years after that. I even recall the occasion ten years before when over a cup of hot coffee I had voiced the suspicion to a group of friends that the census staff were deliberately prolonging the life of the Department for the sake of the allowances. It looks as though the Gods decided to punish me for my facetiousness, for one bleak September morning in 1949 (Anno Domini), I found myself notified as the Census Commissioner for Mysore.

### *House-Numbering*

2. The very first item on the agenda, viz, house-numbering, proved that the path of the Census Commissioner was not the autobahn I had thought it to be. Delhi had decided that the old ephemeral census number should be replaced by a permanent all-purpose number transcending the exigencies of the census. This number was to stick to the house as long as it stood on its foundations and what was more it was to be in such a systematic sequence that with the help of the house-number alone even a stranger could readily locate the house. The idea was so novel that the field-staff accustomed to move in the old groove, found it a little difficult to grasp the *modus operandi* at first, and by the time something approaching the specifications was eventually achieved, the Census Department had found itself richer by quite a cart-load of correspondence.

### *Constitution of Census Charges*

3. Immediately after the completion of house-numbering the State was divided into 227 Charges and each Charge was entrusted to the care of a Charge Superintendent, Municipal Presidents being the Charge Superintendents of their respective towns and Amildars being the Charge Superintendents of the rural areas of their respective Taluks. The Cities were split up into a number of Charges, Bangalore Corporation into 17 Charges, K. G. F. into 8 and Mysore City into 3 Charges. The Military areas and Sanitary and Town Boards were likewise constituted into separate Charges.

### *Census Divisions and appointment of Enumeration Staff*

4. Before they grew many days old in their census designations, these Charge Superintendents had to undertake the preparation of House Lists for their respective areas. When the lists were ready they were arranged in the natural or geographical order of the Villages or Municipal Divisions and with reference to the landmarks indicated therein Circles and Blocks were constituted. Suitable persons of the respective localities were then selected and assigned for Supervisory and Enumeration duties. After formal ratification by the Census Commissioner of the arrangements proposed by the Charge Superintendents, orders of appointment were issued to Supervisors and

Enumerators. The 1,448 Supervisors and 21,764 Enumerators who were thus appointed went through a gruelling course of training before they tripped out on their respective assignments.

#### *Enumeration*

5. These preliminary arrangements completed, the Eighth General Census was taken in Mysore simultaneously with the rest of India between 9th February and 1st March 1951. During these twenty days, each one of the 21 thousand and odd census-takers, covered, on an average, 1.1 sq. miles of the State's area and recorded the responses of roughly 420 persons within his beat, in respect of the following 14 questions:

1. Name and relationship to head of household
2. Nationality, Religion and Caste—  
(a) Nationality (b) Religion (c) Caste—Special Groups
3. Civil Condition
4. Age
5. Birthplace
6. Displaced Persons
7. Mother-tongue
8. Bilingualism
9. Economic Status  
(i) Dependency (ii) Employment
10. Principal Means of Livelihood
11. Secondary Means of Livelihood
12. Literacy and Education
13. Unemployment
14. Sex

6. Of these questions all but the 13th had been prescribed by the Government of India while the Government of Mysore exercised their discretion in favour of investigating the incidence of unemployment in the State against Question 13. Incidentally it might be mentioned that this questionnaire covers, with one exception namely 'fertility', the entire list of topics recommended by the U.N.O. population experts for adoption at all future censuses and in all countries. The fertility question has been replaced by Questions 6 and 13.

#### *Final Check and Provisional Totals*

7. On the 1st of March 1951, the Enumerators went round their beats again and brought their respective records up-to-date, cancelling entries relating to persons who were no more at sunrise on that day and making fresh entries in respect of babies born since their last visit. From the abstracts furnished by the Enumerators after the final check and with the help of the Circle Summaries prepared by the Supervisors, the Charge Superintendents furnished provisional totals. By the evening of 6th March provisional figures for the entire State were available. The Registrar-General who was on a visit to Bangalore at the time, personally checked the enumeration record by

visiting a few households in the Bangalore Corporation area, and accorded formal authorization for the release of the provisional figures after hearing the explanations of the Deputy Commissioners of Districts and Commissioners of City Municipalities in regard to the increases registered by their respective areas. The figures were released to the Press on the morning of 10th March and a brochure entitled 'First Figures' was published a fortnight later.

#### *Sample Verification*

8. Shortly after the Census the Registrar-General formulated a scheme to ascertain scientifically through the investigation of a random sample of households the degree of error in the 1951 enumeration and its direction. The scheme was adopted under the sponsorship of the Government of Mysore after incorporating what the Registrar-General was pleased to term as 'procedural improvements'. A review of the Sample Verification appears as Appendix I at the end of this Volume.

#### *Recognition of good work done by Field Staff*

9. The Sample Verification amply corroborated my impression that the field staff had done a splendid job. They had been conscripted for enumeration work and most of them were obliged to take it in the stride of their even normally heavy duties. That they performed their allotted tasks excellently and without any remuneration speaks highly of their spirit of public service. Though only 3 Divisional Census Officers, 33 Charge Superintendents, 37 Supervisors and 170 Enumerators had been singled out for the award of All-India Census Medals and Certificates, every one of the field organisation is entitled to my gratitude.

#### *Tabulation*

10. The enumeration records obtained from the field were sorted for various characteristics by a tabulation staff of nearly 400 and from these sortings emerged the 1951 crop of Census Tables which are exhibited in Part II of this Report. From these Tables were constructed the Subsidiary Tables which appear at the end of this Volume and the special statements which appear in the body of the Report.

#### *Special Features of the 1951 Operations*

11. The First Census of Free-India has witnessed revolutionary changes in census procedures and boasts of more novel features than any of the Pre-Independence counts. Brief indications of the changes in tabulation are offered in the preface to Part II of this Report. About two of them, however, I might make a passing reference here. The first is the shift in the emphasis from religion to economic for the first time in census history and the second is the construction of all Age-Tables from a random 10 per cent sample extracted from the enumeration slips, also for the first time.

12. While these are the noteworthy changes, probably the most novel of the novel features is the National Register of Citizens in which the answers to Census questions have been faithfully transcribed to serve three main purposes namely (i) local extraction of census information, (ii) as a 'frame' for demographic and socio-economic

enquiries and (iii) maintenance of Electoral Rolls. Sample Verification of the Census Count about which reference has already been made was another novel feature. A Census of Small Industrial Establishments was taken for the first time during the present operations and the results of this Census are embodied in Appendix III of this Volume. The three Tables constituting this Appendix and villagewise details of Small Industrial Establishments are being published separately in a companion volume to the main census publications.

13. While these are the notable novelties of the 1951 Operations, even more notable than these from the public point of view is the publication of District Handbooks. These are being published in two parts for each district and the entire series is expected to run into nearly 10,000 pages of demy quarto. The first part would exhibit the 1951 series of Census Tables for units lower than the district and would give an abstract of the main figures in respect of each village in the district. The second part is designed to serve the purpose of a District Gazetteer and would give among other things nearly 200 facts in respect of every village in the district. Manuscripts of these Handbooks have already gone to Press and the first volume of the series is expected to be out before the end of June, the rest of the volumes following in quick succession.

#### *The Report*

14. The various items of work described above kept me and my staff busy till almost the end of August 1952 and it was only in the first week of September 1952 that I was able to turn my attention to the drafting of the Report. I had expected this work to be quite the simplest of my tasks. Actually it turned out to be the most difficult. Although I was not aware of it before, I can now say that no administrative feat can be half as exacting as the drafting of the Census Report.

15. Some idea of the magnitude of the task can be had from a glance at the footnotes appearing on the following pages. But even they tell only half the story or less since they cover only a part of the number of books actually studied. Nor do they offer any indication as to the strain involved in the study of census data. Not the least of my difficulties was to make the Report interesting to the average reader. How far I have succeeded in that attempt, the reader himself must judge.

16. Here and there in the Report, I have challenged the views of certain eminent men. In doing so, I may have added a little more pepper to my language than the targets of my criticism would find it to their taste. I take this opportunity of assuring those individuals that no offence is really intended. It is hardly necessary to add that the views expressed in the Report are absolutely my own.

#### *Acknowledgments*

17. In the course of the Census Operations I have received help and assistance from so many individuals and institutions that I can mention here only those to whom I am particularly indebted.

18. My first obligation is to the Government of Mysore for placing me in charge of the 1951 Census Operations in Mysore. To Sri R. A. Gopaldaswami, the All-India Census Chief I cannot be sufficiently grateful for his constant help and guidance. My thanks are also due to Sri Rajeswari Prasad, the Deputy Registrar General and Sri D. Natarajan, the Assistant Census Commissioner who have been invariably helpful. Sri P. N. Kaul, the Central Tabulation Officer has performed miracles of scrutiny and I cannot imagine there is any Superintendent of Census Operations who is not under a deep debt of gratitude to this census sleuth.

19. The printing of the Report Volumes has thrown a heavy burden on the already overworked Government Press. But the Director of Printing and his staff have cheerfully accepted the responsibility and have been doing their utmost to make the Mysore publications outstanding for their quality. Sris B. Krishnaswamy Chetty and B. Gopala Iyengar till their retirement and Sri K. Sree Vijayapaliah till his transfer to the Branch Press evinced interest in Census printing and Sri D. S. Gurubasavappa the present Director has been devoting personal attention to this work, ably assisted by his Assistants Sri M. A. Sri Rama and Sri B. P. Mallaraj Urs. Sri C. Seetharama Setty, the General Supervisor who is in the immediate charge of census composing has done a splendid job and to Sri M. Nanjappa, Supervisor of the Photo-Zinco Section must go the credit for the excellent finish of the maps and diagrams appearing in the Report. I thank them all.

20. Owing to my other preoccupations, I could not devote whole-time attention to Census work and inevitably therefore, my Assistants had to bear a heavier burden than it would have otherwise been the case and this they bore cheerfully. My First Assistant Sri M. A. S. Rajan had no previous experience of the Census; but he took to the work as a duck takes to water and proved by his excellent work that want of previous experience is not necessarily a handicap. He gave me extremely valuable assistance till he left for Canada on a U.N.O. Fellowship in October 1952, just about the time the drafting of the Report was taken on hand. With his intimate knowledge of census work acquired through experience at the two previous censuses Sri G. Nanjundiah, my Second Assistant was a tower of strength to me and to the Department. Because of this intimate knowledge, it was inevitable that the brunt of the work should devolve on him. He was responsible among other things for the drafting of the Census Procedure Code, the Guides, Circulars and preparation of the Special Tables. He succeeded Sri Rajan as First Assistant and was my sole help in the drafting of the Report and in seeing the various census publications through the Press. It is to Sri Nanjundiah that the credit of having successfully completed all the stages of Census work in Mysore should be reserved. There was no item of Census work in which he did not take a personal and intelligent interest at all stages. He has a rare knack of actually tucking up his sleeves and doing the thing in an emergency rather than leave it to his understudy to do the job for him. He was provokingly patient to the faults of the staff and to the ignorance of his colleagues and above all he had to serve a hard task-master. He did a splendid job and it would be no exaggeration to say that if any credit is due to me for census work in Mysore, he shares that honour with me.

21. I must not forget to place on record my appreciation of the excellent work done by the members of my staff. For over two years now they have known no holidays and no orthodox hours of work. If they had had to be paid for overtime effort, I do not imagine the Budget allotment of the Department would have stood the strain. Though every one of them has done his best, four of them deserve special mention. Sris N. S., Gopalakrishna and G. Rama Rao who by dint of their consistently hard and excellent work rose from the positions respectively of Supervisor and Compiler-Checker to that of Tabulation Clerks have been of very great help to me in the preparation of the various Tables and in the scrutiny of proofs. Sris U. V. Srinivasa Rao and M. A. Parthasarathi, my stenographers have cheerfully coped with a volume of work which ordinarily would have meant tight work for at least four. The former has been attending in addition to his normal duties to accounts and proof-reading. To all of them I offer my thanks.

J. B. MALLARADHYA,  
*Census Commissioner for Mysore.*

## APPENDICES



## APPENDIX I

### SAMPLE VERIFICATION OF THE 1951 CENSUS COUNT

Following the recommendations of the U. N. O. the Registrar General and *Ex-Officio* Census Commissioner for India formulated shortly after the Census a scheme to ascertain scientifically through the investigation of a random sample of households, the degree of error in the 1951 enumeration. The scheme was adopted under the sponsorship of the Government of Mysore after incorporating what the Registrar General was pleased to term as 'procedural improvements.' A review of the Sample Verification is presented in this Appendix.

## APPENDIX I

### SAMPLE VERIFICATION OF THE 1951 CENSUS COUNT

1. The Scheme of Verification consisted in re-visiting a perfectly random sample of households drawn from the total mass of households enumerated at the Census, in order to see whether, and if so, how far, the total population actually enumerated in the households deviated from the population entitled to be enumerated there. A second object of the enquiry was to see how many households, if any, completely escaped the enumerator's notice.

2. The Registrar General laid down the broad outlines of a uniform Scheme of Verification for All-India (*vide* Annexure 5). This scheme prescribed a sample size of 1/1000 but allowed State Governments the discretion to reduce the size to 1/2000 generally or in specific areas. It also spelled out the procedure for selecting the sample households. The Samples were to be drawn in two stages, Sample Blocks being selected in the first stage from lists of villages and town wards and sample households being drawn in the second stage from the National Register of Citizens of each Block. The Scheme also prescribed the hierarchy of the Verification Organisation and in particular laid down that the officers who actually carried out the verification should in every case be Magistrates. The selection and marking of the Sample households devolved, under the Scheme, on the Tabulation Office.

3. According to the Registrar General's scheme, again, the actual verification had to be done on the original National Register itself, which the Verification Officers were expected to carry with them to the sample households. The verification in each household consisted of ascertaining the total number of persons who were actually present in the household at the time of Census enumeration and enquiring whether the three houses nearest to the household have been covered by the Enumerator. As a result of the verification, the Verification Officer prepared a statement showing the facts discovered by him in his area. These statements were to be compiled at the district level before being passed on to the Central Office.

4. In applying this Scheme to Mysore, several changes of procedure were made and the arrangements finally adopted were as under:

#### SELECTION OF SAMPLE HOUSEHOLDS

5. A rate of 1/2000 was used for drawing samples in the Rural area. For the Urban area, where enumeration errors were expected to be more numerous, the higher of the two rates allowed by the Registrar General, *viz.*, 1/1000 was adopted. For the first stage of the sampling, *viz.*, Block within each Charge or Tract, a fraction of 1/50 was adopted for Urban areas and 1/100 for Rural areas. Accordingly the fraction for the second stage (households within each Block) was 1/20 uniformly for both Rural and Urban areas. The number of households within each Block was generally so small (even in the Urban areas)

that the possibility of employing a smaller fraction at the second stage was ruled out.

6. The Charge Lists and the Circle Summaries constituted the lists of villages and town wards from which the sample blocks were selected. Charge Superintendent had been asked to give a single unbroken serial for all the Blocks in their Charge, and Census Supervisors had been told to quote these serial numbers in their Circle Summaries. If these instructions had been followed scrupulously, the casting of the Samples in each Charge would have been a very simple matter. Actually, however, the serial numbers in many of the charges were defective. In some, there were gaps in the serial. In others a large proportion of Blocks were given sub-numbers instead of regular serial numbers. Tail-end serial numbers made incursions into the early serial numbers in many charges. Uninhabited villages were dealt with differently in different charges. Wherever any of these defects were found, the serialing of Block numbers had to be done afresh. This was done by carefully adding up the total number of Blocks, first, Circle-wise and then by Charges, and striking progressive sub-totals. As soon as the serial number of a Sample Block was known, its location was immediately obtained from these sub-totals and the name of the Sample Block was simply read off from the Circle Summary or the Charge List.

7. The sampling procedure prescribed by the Registrar General said: "Strike the total number of Blocks for the Tract and divide it by the reciprocal of the sampling fraction (50 or 100 as the case may be). Add 1 to the remainder. This is the serial number of the first Sample Block. To get the others, take every 50th or 100th Block thereafter." Since the Tracts in Mysore were rather small, the District was substituted for the Tract. Within each District the Taluks in the Rural area and the Towns in the Urban area were placed in the alphabetical order to ensure strict randomness. The total number of Blocks in the district was struck separately for the Urban and Rural areas and these totals were used to determine the first Sample Block. Thereafter every 50th or 100th Block was taken into the Sample. In the case of the Rural area the residuary Blocks were found to be so numerous (594 out of a total of 25,094 Blocks) as to cause a substantial divergence between the theoretical and actual sampling fractions. They were, therefore, listed in a separate serial and sampled in the usual way.

8. As soon as the first-stage Sample was drawn, a list of the villages and town-blocks falling into the sample was prepared which also gave the number of households enumerated in each Block as per the Circle Summary. The additional information about the number of households proved to be a very useful check against improper identification of the Blocks, since considerable confusion and error was likely to have been caused by the similarity of village-names and wrong transcription of village-names from Kannada to English. A special team of workers

then picked out the National Register of Citizens of the Sample Blocks from the Record Keeper's stock.

9. Instructions issued to the Enumerators who wrote the National Register of Citizens required each Enumerator to give a running serial number for all the households entered in the Register. But these instructions had not been followed carefully enough in an important number of cases. For instance, house numbers were repeated in the column for the household serial numbers and sub-numbers were given to households in spite of specific prohibition of such a procedure. Non-residential places were sometimes given household serial numbers though, of course, no one was enumerated against them. So in every case the household serial number in the National Register of Citizens had to be thoroughly overhauled. While doing so, the institutions and houseless families included in the household serial were carefully eliminated.

10. At the end of the overhaul, a page-wise statement of the number of households enumerated was prepared for each Sample National Register of Citizens. This was carefully checked by the supervisory staff and the precise number of households enumerated in each Block was struck.

11. The drawing of sample households in each Block followed exactly the same procedure as the drawing of sample Blocks. The first sample household (obtained by dividing the total number of households by 20 and adding 1 to the remainder) being determined, the rest of the sample households (*viz.*, every 20th household after the first) were spotted out with the aid of page-wise progressive sub-totals. Considerable supervisory effort was demanded at this stage, to make certain, that the sampling procedure was adhered to most rigidly and strict randomness maintained. The sample households were marked in the National Register of Citizens with several bold rubber-stamp "S"s.

12. A word of explanation is necessary here regarding rejections. In the first stage of the sampling, Blocks were rejected only if they were uninhabited. In such cases the Block nearest to but preferably next after, the rejected Block was chosen as substitute. In the second stage, the entire Block was rejected if the total number of households was less than ten. There was no substitution for such blocks. If the number of households in the Block was ten or more but less than 20, the quotient obtained by dividing the total number of households by 2 was taken as the serial number of the first sample household (as per instructions in Registrar General's letter No. 3-10-50—RG, dated 2nd August 1951). This happened in ten Blocks (all Rural) or 4% of all Rural Blocks in the sample. The actual sampling fraction in the Rural area resulting from such rejections was 1 in 105.4 as compared with the theoretical sampling fraction of 1 in 100.

#### THE PROCEDURE OF VERIFICATION

13. The Registrar General's Scheme required each Verification Officer to carry the original National Register of Citizens with him to the sample household. This was completely altered (with the Registrar General's prior consent) in applying the Scheme to Mysore. An

extract of the National Register of Citizens relating to each Sample household was prepared, furnishing only the following particulars, apart from full details of the location of the household: (i) the name of the head of the household, (ii) the name of each person enumerated in the household, (iii) the name of father or husband and (iv) sex. As a part of his enquiry the Verification Officer was asked to find out and record the relationship of each person to the head of the household.

14. A separate extract was prepared for each household. The form devised for this purpose was called the Household Verification Schedule. The extracting of information into the Schedule from the National Register of Citizens was done in the Tabulation Office.

15. Alongside of the form, new instructions were drafted in regard to the manner of filling it up, whose basic content, however, did not differ in any way from the specimen instructions received from the Registrar General. In addition, the Sample Verification Form devised by the Registrar General was altered in appropriate places and called the Verification Officer's Summary, which is what it really is. Brief instructions were also drafted on the manner of filling up the Summary.

16. As a consequence of this change, the procedure for verifying whether the original enumeration covered the "three nearest houses" to the Sample Household had to be altered. In the original scheme the check-up was very simple. The Verification Officer went to the "nearest" house, saw its house number, looked through the National Register of Citizens and said "yes" or "no". Since in the new procedure there was no National Register of Citizens, the Verification Officer was asked to pick out the three nearest houses and write down the Census House Numbers as well as the names of the household heads living in them. Separate space had to be provided for this purpose in the Schedule.

#### THE DISADVANTAGES

17. The decision to give each Verification Officer only an extract of the National Register of Citizens instead of the Register itself brought other problems in its train. In the first place, if errors crept into the Schedules in the process of copying, they would introduce a set of spurious errors into the Enumeration record which would burden the Verification Officer's inquiry unnecessarily. So, extra care had to be taken to keep down copying errors. Secondly, a lot of scriptory work devolved on the tabulation office, which was avoided in the Registrar General's Scheme. There was also a considerable increase in the burden of supervisory effort at the stage of sorting and packing the records for despatch to the field. This was because, instead of merely sending a National Register of Citizens or two to each Verification Officer, a varying number of Schedules and Summaries had to be despatched and care had to be taken to see that every sample household in every Sample Block had a Schedule corresponding to it.

18. Likewise, the work of analysing the results of Verification was enormously greater and some what more complex in the revised procedure. To take one instance, to arrive at the number of "nearest" houses not

enumerated, the original Scheme required the mere addition of a number of "no" entries; whereas, in the Mysore procedure, the Tabulation Office had to search all the sample National Registers for all the nearest houses reported.

#### THE ADVANTAGES

19. But the advantages of the revised Scheme definitely outweighed all these disadvantages. Most important of all, the revised scheme was proof against dishonest verification. In the very nature of things absolute honesty was the *sine qua non* of an investigation such as this. The entire Scheme could be dismissed as mere whitewash if the absolute impossibility of false verification was not placed beyond all doubt. This was all the more likely since, inevitably, a portion of the old Enumeration Organisation had to be used for the verification. No price was therefore too heavy to pay for a demonstrable guarantee of absolute honesty among Verification Officers, such as was provided by the new procedure.

20. In the original Scheme, it was very easy for a none too scrupulous verifier to certify a household as correctly enumerated without even as much as stirring from his desk. All that he was asked to do was to say "yes" or "no" to the question "is the original record correct?" and to furnish particulars only if the answer was "no". Only his conscience stood between a false answer of "yes" and the truth. The Mysore Schedule on the other hand carried a positive precaution against prevarication. Since the verifier had to enter the relationship to the head of the household in each case, he had, in effect, to conduct a re-enumeration of the household. There was thus absolutely no way of avoiding a visit to the house. Whatever else he could do, the verifier simply could not furnish a certificate out of his fancy.

21. Moreover, the revised procedure was capable of a refinement which was impossible in the original Scheme. This additional safeguard consisted of fictitious names deliberately introduced into the Schedules while making extracts from the National Register of Citizens. All Verification Officers were told that such "Ghosts" were being smuggled into the record and were warned that here was a sure trial of their veracity. The number of cases in which these "Ghosts" were not discovered at all through inadvertance provided a measure of the inefficiency of verification. Besides, the mere presence of the Ghost entries was complete insurance against a false report being palmed off as authentic.

22. Besides, there were other advantages in the Mysore procedure. For one thing, the Verification Officer did not have the last word in declaring whether or not a certain person was wrongly enumerated. In the original plan all that the Tabulation Office got was an abstract report of the Verification Officer's conclusions. But with the introduction of the Schedules, the Tabulation Office had the means to scrutinise and counter-check those conclusions. Since we were dealing only with a small Sample it was more than ever necessary to see that every case of apparent mis-enumeration was properly judged. Considering how easy it was to jump into wrong conclusions in an enquiry such as this, every device by which cases of genuine error in enumeration were separated from those

of a spurious nature was very welcome. The Schedules and the double scrutiny implied in them, provided just such a device.

23. Again, the enquiry into the relationship question prescribed in the revised procedure has definitely improved the quality of the Verification Officer's investigation. If the whole National Register of Citizens were furnished to the Verification Officer he would be left to his own devices to know where to begin. With all the names as well as all other particulars of the household already given, the temptation is usually strong to believe that the enumeration is correct. The absence of a prescribed line of enquiry would greatly add to that temptation, and would thereby increase the chances of the investigation not going deep enough. This is where the relationship question made its contribution. It compulsorily focussed the Verification Officer's attention on the structure of the family and therefore increased the chances of his detecting errors of enumeration. It gave him a ready made gambit with which to open his moves. The relationship was something positive from which he could work out his way, in contrast to the negative question "has the household been correctly enumerated?" It is possible to argue of course that nothing prevents the Verification Officer from investigating the relationship question even in the other procedure. But, experience has shown that a question which is already answered is seldom asked.

#### THE GHOSTS

24. Incidentally, the introduction of Ghosts into the Schedules proved to be a tricky, though highly amusing, operation. Though the alteration of the original record could have been made as well by eliminating persons as by introducing imaginary new persons, only the latter type of Ghost was used. But these creatures of the imagination if they had to serve any purpose, had to have such names (and father's names) as would camouflage them completely from the gaze of the sharpest-eyed Verification Officer. Moreover, one had to study the pattern of enumeration within the household to ensure that the Ghost's position in the schedule did not give away its fanciful origin. In consequence, the creation of these bodiless persons devolved on my Assistants and cost considerable effort. The Ghosts they produced were so true to life, however, that in as many as 4 out of 35 cases, they turned out to be real, in the sense that their name and relationship exactly corresponded to those of real persons.

25. In all, 35 Ghosts were introduced into the schedules at the rate of roughly one for the Urban area and two for the Rural area of each of the 9 districts, 3 for the Bangalore Corporation and 1 each for the 2 other Cities. The households to be inhabited by them were picked up at random from the lists of sample households with the aid of random numbers.

#### THE PERIOD OF VERIFICATION

26. Theoretically there was no need for simultaneity in carrying out the verification in different parts of the State. In fact there would perhaps have been some advantage in taking the districts in succession, since by so doing the experience gained in one district could be applied to the next. But it was extremely important that in each area the enquiry once commenced should be completed

in jig time. For, if the householder was forewarned of the Verification Officer's approach, all would be lost. The householder could, if he was so minded, confront the Verification Officer with flesh and blood substitutes for the imaginary persons counted in his house at Census time or bring in an array of "Clear Omissions". It was essential to take the household completely by surprise. Each Verification Officer was therefore allowed the bare minimum period necessary for the work in his area. This was just one day in the case of Verification Officers who had only one Town to verify and three days in the case of those who had several Towns or Villages to visit. To make assurance doubly certain, the partially filled-up schedules to be actually used by the investigating officers were mailed so as to reach them on the very date set for commencing the work. Further the verification was carried out simultaneously all over the State, a certain amount of local adjustment being allowed, however to suit the convenience of Verification Officers.

27. In the result, with the exception of two districts (which conducted their enquiry in the period 27th to 29th August 1951) and the Bangalore Corporation (which commenced and completed its work on the 29th August 1951) all the District and Cities in the State carried out their Verification in the period 29th to 31st August 1951.

#### THE VERIFICATION OFFICERS

28. The Registrar General's only requirement in regard to Verification Officers was that all of them should be Magistrates, preferably of the First Class. Under the ideal arrangement, all the Magistrates would be drawn exclusively from the ranks of those who had nothing whatever to do with the original enumeration, *viz.*, the Judicial Department. But, the 300 and odd Blocks coming into the Mysore Sample were scattered over 80 taluks (Rural area) and 36 towns apart from the three cities and it was evident from the start that the Judiciary could not provide enough Magistrates whether of the First Class or Second Class to go round for our purpose and that we would have to draw on the large body of *ex-officio* Magistrates in the State, even though all of them had been associated with the original count. Even in this widened field there were too few Magistrates of the First Class for our purpose and it was necessary to recruit a number of Second Class Magistrates also. And in the three Cities (Bangalore Mysore and Kolar Gold Fields) the available Magistrates, regular and *ex-officio*, First and Second Class, were so few that non-Magistrates also had to be employed.

29. The number of Magistrates that could be drawn from the Judicial Department was automatically restricted by the fact that these officers could not be expected to move out of their headquarter towns without an intolerable dislocation of their other work. A perusal of the list of Sample towns showed that, apart from the 3 Cities, there were 14 places in which judicial officers could be employed. Accordingly, the permission of the High Court was sought to use the services of these 17 Magistrates in the verification set-up. The High Court demurred at first but was eventually persuaded to accord the required permission.

30. That left 22 towns out of a total of 36 towns in the Urban Sample. Since the Urban areas had registered

more abnormal variations in population than the rural area and therefore demanded more careful verification, it was decided to entrust all these places exclusively to the First Class Magistrates, *viz.*, the respective Revenue Sub-Division Officers. But in the case of the Cities, on account of the paucity of Magistrates already mentioned, the 19 Charges remaining out of an aggregate of 22 were given to the former Charge Superintendents in each case, who invariably were non-Magistrates. In the rural area too, the verification was carried out by Officers who were the Charge Superintendents at the time of enumeration. But these were all Magistrates of the Second Class, being the Amildars of Taluks.

31. Thus, there were 129 Verification Officers in all, 17 of them being regular First Class Magistrates of the Judicial Department, 13 being *ex-officio* First Class Magistrates and 80 *ex-officio* Second Class Magistrates, the last named category being confined entirely to the rural area. The remaining 19 Verification Officers were non-Magistrates and these operated entirely in the three Cities.

32. Of the 112 Verification Officers not belonging to the Judiciary, 13 had come into their present position by transfer, from Departments which took no part in the original enumeration. Another 16 Verification Officers had been transferred from the posts held by them at Census time and so, were called upon to verify work which was not their own. Only the remainder, numbering 63 and forming almost exactly half the total, verified their own work, or rather the work done by Enumerators under their superintendence.

33. However, the work of all Verification Officers throughout the State has been of a uniformly high order and the fact that some of them were formerly associated with the compilation of data they were verifying made no difference, whatever, to the quality of their work. In fact, the performances of the different categories of Verification Officers reveal no differences of quality *inter se*, which is only to be expected since all of the investigators were, without exception, officers holding positions of considerable responsibility. Schedules from all areas bear evidence of a high degree of conscientiousness. The excellent performance of the Magistrates of the Judiciary, notwithstanding their unfamiliarity with the original enumeration and its techniques needs special mention. On the total, I am thoroughly satisfied that the entire verification organisation has carried out its task with unimpeachable honesty.

34. A word is necessary here about the Chief Verification Officers. Making a slight modification of the Registrar General's Scheme which proposed that each District Magistrate should have several Chief Verification Officers under him, the Deputy Commissioners and Municipal Commissioners of the Districts and Cities were themselves designated as the Chief Verification Officers of their respective areas. The comparatively small size of our Districts and Cities made this change desirable; the modified set-up was also in line with past practice in Mysore.

#### THE FIELD OPERATION

35. The Scheme of Verification was launched into the field with the passing, by the State Government, of their Order

No. M. 8186-93/Census 4-51-2, dated 7th August 1951, in which they outlined the objects and the method of the enquiry. This Order was followed by another Government Order (No. M. 9109-20—Census, dated 17th August 1951) in which Verification Officers were told on the lines indicated by the Registrar General, of the scientific and objective nature of the enquiry and the immunity, from praise and blame alike, extended to Verification Officers. I issued two Circulars in all (No. 2885-2896, dated 17th August 1951, and No. 4075-91, dated 25th August 1951, addressed only to the Verification Officers of the Judiciary) mainly of a general nature. The instructions as to the actual manner of verification were embodied in the printed matter accompanying the Schedules. For purposes of training, one set of printed instructions and one set of blank forms were sent to each Verification Officer a week or so in advance of the verification dates prescribed for his area. This became necessary because the actual forms to be used by the Verification Officers were mailed to them so as to reach on the very day on which verification commenced.

36. It is gratifying to state here that all Verification Officers, without exception, completed their work on the dates prescribed. There was a little delay in some areas in the despatch of completed forms to my office, but in no case was the delay more than 10 days from the completion of the Verification. There was no instance of schedules not reaching the Verification Officer in time or of schedules lost in transit. Everything went on in apple-pie order.

37. My two Assistants and I checked the work of Verification Officers in four out of the 9 Districts and in one City. I inspected the work in Kolar Gold Fields City and in the bulk of the verification areas in Kolar District. My First Assistant toured in Bangalore District and the Second Assistant in Shimoga and Hassan Districts. The Chief Verification Officers also carried out inspections of their own.

#### THE UNVERIFIED HOUSEHOLDS

38. The total number of households selected for verification was 1,036. Of these, as many as 41 were not verified, 14 in the rural area and the rest in the urban area. Since more households were selected in the urban area than in the rural, the proportion of unverified blocks in the urban area is even more than appears at first sight. While the rural area lost only 2% of its households by non-verification, the loss in the urban area was nearly 8%, the contribution of the Cities to this proportion being 9.6% and that of the non-City urban area being 6%.

39. Both in the rural area and the urban area there were only two reasons for non-verification. The more common reason was that the family was part of an itinerant cooly camp (toddy tappers, construction workers, estate coolies, etc.) which had since shifted, lock, stock and barrel. The second reason was that the families had moved out from their original *locale* in the usual course, for no ascertainable reason and to some place unknown to the neighbours. Naturally, the former cause has had more effect in the rural area and the emphasis in the urban area has been on the latter. However, the number of missed households

would have been even greater, had not Verification Officers taken the trouble to ascertain the present whereabouts of the family from its erstwhile neighbours. In nearly half a dozen instances, the peripatetic families have been tracked down to their new location, often in an altogether different village, and verified there. In a few instances where the absent family consisted merely of one or two persons, the verification has been carried out *ex-parte* on the carefully checked evidence of the neighbours. For the entire State there was only one case in which the Verification Officer reported his inability to trace the sample house. Even here, the house number carries a sub-number indicating that it refers to one among several families in a big house, and this might have put the Verification Officer off the scent.

40. There is no concentration of unverified households in any district in each stratum, such as would affect the representative character of our sample. This being so, the non-verification of a part of our sample does no more than alter the sampling fraction, and if the fraction is reduced thereby, increase the sampling error. Taking only verified households, the actual sampling fraction is 1 in 1,986 (as against a theoretical 1 in 2,000) in the rural stratum and 1 in 1,111 (as against 1 in 1,000) in the urban stratum. It is thus seen that a reduction has occurred only in the urban area.

41. The question therefore is, whether the increase in the sampling error in the urban area on account of the reduction in the sample size is such as to invalidate our conclusions. The answer to this question is in the negative, since, our original sample itself is so small as to result in high sampling errors. Annexure 2 to this review illustrates this point. It shows the sampling errors for a characteristic which is ascertainable for both the verified and the unverified households, *viz.*, the number of persons per household. Taking the household itself as the sampling unit, calculations have been made for the State as a whole, separately for rural and urban, first using all selected households, then for verified households and lastly for the unverified households. It is seen that the change in sampling error is of no significance since the error itself has such a high value. But the figures in the column for unverified households demand notice. It is seen that the average size of the unverified household is much smaller (3.5714) than that of the selected sample (5.2243), this divergence being more accentuated in the rural area than in the urban. The standard deviation of this part of the sample is also smaller than for the whole sample. This indicates that, generally speaking, only the smaller families have escaped verification, a conclusion which could also be deduced *a priori* from the causes of non-verification, since the larger the family, the less likely it is to change its location and the families in cooly camps tend to be small in size. But the number of unverified households is so small that it is unnecessary to conclude from this that our verified sample has lost its representative character.

#### QUALITY OF VERIFICATION WORK

42. Without doubt, every Verification Officer has visited the households entrusted to him. There is also no question that investigation carried out by Verification Officers has been as careful as could be and that the householder has

not been allowed any quarter in covering up past prevarications. \* The relationship column has been filled up in every case with perfect clarity.

43. But the Verification Officer was often forced to conduct his enquiry at second hand, since he had the same difficulty as the Enumerator in securing the presence of the head of the household during his visit. But, while the Enumerator could return another day and run the householder to earth, the Verification Officer had no such facility; he had to complete his enquiry on a single day. So, frequently he got answers from one of the members of the family, very often one of the children, sometimes the housewife and sometimes some other stay-at-home relative. This has not affected the verification in the large majority of sample households, but in a small proportion of cases the Verification Officer has been misled. But, even when the Verification Officer was misled, internal inconsistencies in the verified schedules enabled the Tabulation Office to work out the true position. However, in three cases the Verification Officers were asked to re-investigate house-holds to explain discrepancies in their reports. In one instance, a little daughter had been declared as a clear omission, but the Verification Officer had mentioned her age as 5 months. Re-investigation confirmed that the baby was born after the reference date of the Census. In another case, a man was declared as a clear omission on the ground that he died on 4th March 1951. But the Enumerator had written his name in the N.R.C., and then struck it off in red ink, clearly indicating that the man was dead on 1st March 1951. The basis of the Verification Officer's report, it was explained on enquiry, was an entry in Birth/Death Register of the village. Considering the well-known deficiencies of this Register, the man was regarded as not a clear omission.

44. In a third instance the head of the household himself was reported as a clear omission, but there was evidence that the Enumerator had omitted the man from the Census count on purpose, probably because he was absent from home throughout the enumeration period. This was pointed out to the Verification Officer who on re-investigation reported that the conjecture was partly true and that the man should be regarded as an 'Absentee Erroneously Omitted' and not as a clear omission. But it would be wrong to generalise from just three examples that when the Verification Officer got his information from some one in the household other than the household head, he always ran the risk of being misled. It is common experience that more often than not such second-hand information is extremely reliable. The teen-agers of a family for instance may be depended upon to give us details about the family which the head of the household may be unwilling to divulge. The best verification is probably that in which the Verification Officer has cross-checked the Enumerator's record as well as the householder's replies with information secured behind the householder's back.

\* One typical instance may be mentioned here as an illustration. The householder in one house was supposed to be living with a concubine and two nephews. A rum combination such as this naturally roused the Verification Officer's suspicions. He found that both the nephews were real persons who were students. He thereupon asked the man to show the room in which his nephews studied every day. When the entire household showed not the slightest trace of even a single book, he concluded that the nephews were both—in verification terminology—fictitious entries. Actually it turned out that they were living with a less prodigal uncle in a nearby village.

#### THE FATE OF THE GHOSTS

45. One indication of the quality of verification work is the way the Ghost entries introduced into the schedules have fared in the field. Reference has already been made to the objects behind placing them in the Schedules and the procedure by which this was done. Out of 35 such fictitious persons, one unfortunately, fell in a household which was not verified. Out of the 34 entries which proved effective, the Verification Officers had no difficulty in exposing 31, including one case in which the Ghost became a 'Visitor Erroneously Counted' and another in which it turned to be real but was balanced by a fictitious entry in the same household. The remaining 3 Ghosts which managed to get past the Verification Officer deserve special mention.

46. A fact of some significance is that in 2 out of these 3 cases the Verification Officer was a Magistrate of the Judiciary, that in the third being an *Ex-officio* First Class Magistrate. All three cases thus occurred in the urban area.

47. In the first case, found in Mysore City, the Ghost had turned out to be a nephew of the head of the household. When the schedule was referred back to the Verification Officer for further investigation, he found that he had been misinformed by the house-holder's wife on the earlier occasion. There was no person, least of all a nephew, corresponding to the Ghost. But there was no ascertainable explanation why the wrong information was given by the wife—it was, as the Verification Officer put it, a case of "sheer mistake". In the second instance, the Ghost had become a servant in a large household. On re-investigation of the household the Verification Officer reported that there was a real servant having the name as well as the father's name of the Ghost but that the servant had left his job over two years ago and was not working with the family during the Census. But the surprise in this case is that the Ghost should have been given, quite by chance, the name and father's name of a real person. Here again, the Verification Officer had been misinformed on the earlier occasion by the person who answered his questions in the absence of the head of the household. But the fact that a servant of the right name had worked in the household at some time, although long before enumeration, was urged by the Verification Officer as extenuating his previous report.

48. But the Ghost in the third case was the worst offender. She was masquerading as the sister of the head of the family until re-investigation of the house threw light on her—when she turned out to be the mother! The lady however had an *alias* in her name and this might have caused the confusion. The householder's wife who answered the Verification Officer's questions on the first occasion could not speak Kannada or English and this must have made confusion worse confounded.

49. But these three instances are useful only as illustrations of the type of difficulty that Investigating Officers had

to face and of the dangers that lurk in facts gathered at second hand. But they do not warrant any general conclusions about the efficiency or otherwise of the work of Verification Officers. On the other hand, the fact that in 9 cases out of 10, Ghosts have been scotched without any trouble, provides enough proof that verification has been carried out with thoroughly reliable information.

#### ERRORS IN THE VERIFICATION REPORTS

50. However, in displaying their discoveries a large proportion of Verification Officers have shown great confusion. While more than half the investigators have filled up their schedules in the manner intended, the rest have been prone to exaggerate what they found. This was undoubtedly in the right spirit, for what could augur better for an enquiry of this nature than that Verification Officers should vie with each other in exposing errors of enumeration? The fact that such a thing has happened may be taken as an indication that the investigation has been perfectly thorough. But the tendency to make mountains out of mole-hills has had the unfortunate result of introducing a large crop of spurious errors into the Verification Officers' reports. This would have been ruinous if the reports had to be taken at their face value, as contemplated in the original scheme. Fortunately, our procedure required a meticulous screening of the Verification Officer's conclusions at the Tabulation Office, which consisted of a careful comparison between the verified schedules and the National Register of Citizens. The screening was a complex and slow operation which had to be carried out by top-drawer staff. Every entry in every schedule came up for searching scrutiny and full use was made of every information in the National Register of Citizens (especially age and marital status) before final conclusions were drawn. I am personally satisfied that the weeding out of pseudo-errors has been carried out in the Tabulation Office in a spirit of absolute impartiality and has been perfectly exhaustive.

51. The most common type of exaggeration was to declare an error in the name or relationship (and very rarely, in the sex) as a combination of one fictitious entry and one clear omission. In one extreme instance the Verification Officer had taken offence at a slight error in one of the initials in the father's name. Out went the person as a fictitious entry. Correspondingly a person of the same name but with the right initials in the father's name was recorded as a clear omission. Such extreme instances, however, were few. Often, the distortion in the name was so great that the Verification Officer could almost be pardoned for his verdict. And such distortion was not even the fault of the Enumerator. Errors in the Tabulation Office in copying names from the National Register of Citizens and in transcribing names from Kannada to English produced some of the worst examples of mutilation. Quite frequently the change of name had a *bona fide* origin, the person himself being called by several different names, one of which was furnished to the Enumerator and another to the verifier. The relationship of the person was also subject to similar vagaries. As is well known, cousin brothers and sisters are regarded loosely as brothers and sisters; and nephews as sons. Occasionally a daughter-in-law becomes in common parlance a daughter. The enumerator might possibly have failed to probe the niceties of relationship, but not

so the Verification Officer whose main job it was to investigate relationship and who had enough time to do so.

52. Of course, Verification Officers were not wanting who regarded these variations of name and relationship in their true light, as defects in the quality of enumeration. But there were others who took them as errors in the total count, in an unholy anxiety to discover more and more fictitious entries and clear omissions. Such errors could not but be rejected as spurious.

53. Another source of exaggeration was the tendency to declare a whole household as fictitious, merely because the house was vacant during verification or was occupied by a different household, than that mentioned in the Schedule. The number of clear omissions was often unwittingly exaggerated in the Verification Officer's reports because, the Verification Officer regarded as omissions persons who were enumerated during the Census as a separate household in the same house or as part of a nearby household. Reference to the National Register of Citizens placed these omissions in their true light.

#### THE RESULTS

54. When all the spurious errors were eliminated from the reports from the field, the total number of enumeration errors in the different categories, in the different districts was as shown in Annexure I. Since the State as a whole forms a single Natural Division, no regional grouping of these Districts is possible. But it is necessary to consider the rural and urban strata separately for the reason, among others, that different sampling fractions have been employed in the two strata.

55. The total number of persons in respect of whom the verification was done was 5,300. Of this, 1,787 were in the urban area (City 956, Non-City 831) and the remaining 3,513 in the rural area. Since the non-household population was outside the scope of the verification scheme, these figures must be compared with the total household population in the State, which is, 2,148,469 in the urban area and 6,877,630 in the rural area. The size of the non-household population itself, consisting of houseless persons and inmates of institutions, is microscopically small, being 48,873 for the whole State or a little over  $\frac{1}{2}$  per cent of the total population. The proportion of the household population that came into the sample was thus 1 in 1,958 in the rural area (as against a theoretical fraction of 1 in 2,000) and 1 in 1,202 in the urban area (as against 1 in 1,000).

56. The nett error in the Census count was compounded of cases of clear omission (making for under-enumeration), fictitious entries (making for over enumeration) and erroneous count or omission of visitors and absentees (making for over and under-enumeration respectively). The treatment of visitors and absentees was expected to reflect the consequences of the longer period of enumeration adopted in the 1951 Census. We may deal with this first, before we take up a consideration of fictitious entries and clear omissions.

#### ERRONEOUS TREATMENT OF ABSENTEES AND VISITORS

57. The total number of errors in the enumeration of visitors and absentees tending to over-enumeration was 8 of



which 3 occurred in the rural area and 5 in the urban area. Errors contributing towards under-enumeration numbered 6 for the whole State, 1 of these being found in the rural area, and 5 in the urban area all of which were contributed by the Bangalore Corporation. This means that in both the rural and urban areas, visitors and absentees were more apt to be erroneously counted than erroneously omitted; and (considering the proportion of the resultant over-enumeration to the total verified population) that the tendency to do so was about the same in the two areas. However, it is not possible to declare either that the erroneous count of a visitor or an absentee must have resulted in double-enumeration or that the erroneous omission of such a person must have resulted in the complete loss of the person from the enumeration record. To this extent therefore, our results should be regarded as inconclusive. The very small number of errors of this type in our sample makes it risky to analyse the figures any further. The situation in Bangalore Corporation illustrates this point. The four absentees and visitor who have been erroneously omitted here (and who make up the entire contribution towards under-enumeration of the whole State's urban area) have no compensating cases of over-enumeration. Further, in the rest of the State's urban area there is no under-enumeration of visitors and absentees at all but only over-enumeration. It is quite evident from this that the sample in Bangalore Corporation has given a lop-sided version of realities. But for the State as a whole, there seems to be no harm in accepting the contribution of this source to the total over-all under-enumeration.

#### FICTITIOUS ENTRIES AND CLEAR OMISSIONS

58. Turning now to the fictitious entries and clear omissions, the total number of cases of fictitious entry for the State was 54 and of clear omissions 96. The over-all defect in the head-count from these two sources therefore is one of under-enumeration; the total number of persons in the verified households being 5,300 the extent of under-enumeration is only four-fifths of 1 per cent (0.7924). But, as already stated, to arrive at the total enumeration error due to mis-enumeration in households we must also take into account the effect of the erroneous treatment of visitors and absentees. Item 8 of Annexure I (Part A) shows the nett number of cases of wrong enumeration (which happens to be under-enumeration) for each area. From this has been derived the estimated number of persons not enumerated in households, which is shown as item 11. It is easily seen from these figures that although in absolute figures the contribution of the rural area (27) to the State total (40) is greater than that of the urban area (13), the proportion of under-enumeration to the total verified population in the two areas is very nearly the same (rural 0.768%, urban 0.727%). In terms of the number of persons escaping enumeration, the rural area has lost 52,843 persons from its count and the urban area 15,616 persons. For the whole State an estimated 68,459 persons have slipped through our net, within individual households.

59. One noticeable feature in the urban area is the behaviour of Bangalore Corporation which has contributed 13,019 persons to the total of 15,616 persons estimated to have escaped enumeration in the entire urban area. This means that in the entire remainder of the State's urban area—

including two Cities and all the non-Cities—the loss of persons by under-enumeration is only 2,597 or 17% of this total, although this area holds nearly 70% of the total urban population. In other words, if we exclude Bangalore Corporation, the urban area has taken a remarkably accurate Census of persons within households, the percentage of nett under-enumeration being hardly one-fifth of one per cent.

60. The districts and towns of the State are comparatively so small that the sample, even at the district level, invariably contains too few sampling units to provide significant conclusions. I have therefore considered it not worth while to exhibit in Annexure 1 details of the estimated number of persons not enumerated and the percentage of under-enumeration, separately for each district. The sample can at best be regarded as significant at the level of the stratum; perhaps even the consideration of the urban stratum separately under the City area and non-City area is beset with dangers. I have, however, exhibited all figures for the Bangalore Corporation, which being the largest urban area in the State, deserves special treatment.

61. Besides, the diminutive size of the sample restricts our conclusions to generalities. To draw further inferences from our present results we would first have to take a closer look at the causes behind errors of over-enumeration and under-enumeration. One fertile source, of course is the prevalence of Rationing and the propensity for prevarication that it is supposed to encourage amongst the population. This, however, is expected to contribute only fictitious entries and such other errors of over-enumeration. The other sources of error in enumeration are the ones that have had free play in varying degrees in all Censuses. They should all be regarded as inadvertent errors on the part of the Enumerator. They were assumed to—and in fact oftentimes and in restricted areas, they did—cancel among themselves. Instances of such error are not hard to imagine. If an enumerator in the rural area, supremely confident of his own knowledge of the households in his village, writes the enumeration record without bothering to visit the households and make the enquiries prescribed by the questionnaire, errors both positive and negative are bound to creep into his return. This is probably the largest source of error in the rural area. In the urban area, errors could arise, for instance, by the enumerator not being sufficiently patient with the householder or sufficiently perseverent in getting a complete account of each household. In congested localities errors may creep in on account of the fact that members of different families are often mixed in each house and the enumerator does not bother to sort out the persons into different households. These are only illustrations. It is possible to conceive of many an other situation where inadvertent errors of enumeration could arise. By and large, therefore, errors could be considered under two groups, errors born of rationing, which are exclusively errors of over-enumeration and inadvertent errors.

62. It would be interesting to see what part each category of error plays in the rural and urban strata. One method of doing so would be to eliminate from the total number of persons wrongly enumerated the number of cases in which over and under-enumeration cancel each other out within the same family. For, if we have bot

over-enumeration and under-enumeration in the same family, obviously Rationing could not be the source of error. Annexure I shows the number of such instances in each area (item 9). The total number of cases of such balanced error for the whole State is 16, 11 of them occurring in the urban area and 5 in the rural area. Setting these figures against the total number of instances of over-enumeration in these areas, we can at once see that approximately one-fourth of all cases of over-enumeration are not attributable to Rationing, and remarkably enough, in the case of Bangalore Corporation, contrary to our expectations, nearly three-fourths the number of fictitious entries and erroneous counts are set off within the family. Of course, while we can see that the matched errors are definitely due to extra-rationing causes, the reverse does not hold true in the case of the remaining errors. It is not possible to say that when errors do not match in the family, Rationing is the sole cause. All that we can gain from the study of these figures is an approximate idea of the influence of two different sources of mis-enumeration already mentioned. Our conclusion then is that the influence of factors that have nothing to do with Rationing is much more than what we were led to expect and that in Bangalore more than in any other area, the contribution of Rationing to over-enumeration is remarkably low, being only 30%.

63. These conclusions however, should not be asserted with too much confidence; for, after all, we are dealing with a very small sub-sample. If we had a larger sample we could have explored this line of thought to the full. But then we need not have stopped there. An adequately large sample would open before us an immense field for exploration and we could investigate all conceivable sources of mis-enumeration. Based on our assumptions about the causes that lead to error, we could first draw a series of conclusions and then test them against our results. If, for instance, our hypothesis is that the prevarication resulting from Rationing is at the bottom of all over-enumeration, we should reasonably expect to find all or most, fictitious persons and persons erroneously counted to be above the minimum age prescribed by the Rationing authorities. The proportion of children below this age among the fictitious entries would then be a test of our hypothesis. (A summary compilation of the State's figures shows that a surprisingly large proportion of fictitious entries in both rural and urban areas are children below 8 years but I am loth to draw any conclusions therefrom for fear of walking into statistical traps). We could carry the idea a step further and expect to find these bogus persons to be, more often than not, distant relatives of the householder rather than near relatives. The relationship of fictitious individuals therefore could be a valuable object of study. Similarly, in the case of inadvertent errors, we can see what relation the occupation of the enumerator and the fact whether he is or is not familiar with the area he is called upon to enumerate, have, to the number of errors returned. We can also see if, and if so how, the number of errors of different kinds increases or diminishes with varying distances from the capital of the State. For, it is possible to imagine that in places which are farthest removed from Bangalore, the unity of the village and the efficiency of the administrative set-up are least likely to be impaired by exposure to the corrupting influences of the metropolis. [A study of the total number of families in the State in which mis-enumeration has occurred (item 4 of Annexure I), as distinct from the

total number of persons wrongly enumerated, in fact shows some such trend; but I have refused to be convinced]. And so forth. A tremendous vista of possibilities opens out before us as soon as we begin to think of the causes that lead to errors of enumeration. But with the modest sample we have on hand, we can do no more than indulge in conjecture about these causes. The value of conjecture being what it is, I do not propose to take the analysis of Mysore's results any further.

#### CHECK OF THREE NEAREST HOUSES

64. Under-enumeration could also occur by the failure of the Enumerator to visit households. An estimate of the error from this source was sought to be obtained by investigating whether the three houses nearest to the sample house were covered during enumeration. As already indicated, the Verification Officer was asked to report the house numbers of these three nearest houses as well as the names of the heads of households living in them. When the schedules were all received, these numbers and names were searched for in the concerned section of the National Register of Citizens. The object was to see how many of them did not figure in the National Register of Citizens at all.

65. The results of the investigation are shown in Annexure I (Part B). The total number of occupied houses reported by Verification Officers for the whole State was 2,989 (Rural 1,993, Urban 996). If three houses had been reported for every selected household, we should have had in our sample 3,108 houses (3 times 1,036). There is thus a shortfall of 119 houses from our expectation. There are two main reasons for this. In the first place, some Verification Officers have reported only one or two nearest houses, or none at all, where they should have reported three. A few others have reported temples, cattle-sheds, cycle shops, etc., instead of occupied houses and these house numbers had to be regarded as not reported at all. However, if we take only the total number of *verified* households (995) into our calculation, the short fall is actually converted into a small excess of 4. This is because, fortunately, nearest houses have been reported even in respect of some of the unverified households.

66. The hunt for the nearest houses in the National Register of Citizens turned out to be very much more difficult than expected. The principal difficulty was that the house numbers did not occur in the National Register of Citizens in the proper serial order but were listed in the order in which the Enumerator visited them during enumeration. Besides, the search had to be carried over to the National Register of Citizens of several neighbouring Blocks whenever there was a suspicion that the house number reported did not belong to the Sample Block. In fact this extra scrutiny proved very successful, since in nearly a dozen cases it helped the discovery of houses which would otherwise have been regarded as not covered at all. The advance house-list prepared prior to enumeration came in very handy during this check; it was indeed fortunate that these lists were available in the Tabulation Office. In cases where through carelessness vacant houses were reported, although only occupied houses should have been checked, a further difficulty arose from the propensity of some Verification Officers to enter the name of the owner of the vacant house in the column for the head of the

household. This was quite a pain in the neck because the entry of the name put the Tabulation Office completely off the track and only the house-list could come to the rescue. Another difficulty was that, often, the term "head of the household" was understood differently by the Verification Officer and by the Enumerator with the result that the names reported by Verification Officers had to be searched for not only among the heads of households but also among the other members of each household.

67. Out of the 2,989 houses reported there were only 13 cases in the entire State in which both the house number and the name reported by the Verification Officer could not be identified at all in the National Register of Citizens. Of these, 9 were in the urban area and 4 in the rural. Compared with the total number of houses checked in each stratum, the proportion of houses not identified was 0.207% in the rural stratum and 0.904% in the urban stratum. For the entire State, this yields an overall under-enumeration of houses amounting to 0.435. The estimated number of persons escaping enumeration from this cause is 13,799 for the rural area and 19,397 for the urban area (4,452 for Bangalore Corporation) working out to a total of 33,196 persons for the whole State.

68. The degree of under-enumeration is thus gratifyingly small. But it must be pointed out here that even this result is, in all likelihood, an over-estimate. For, it cannot be asserted conclusively that all the unidentified house numbers were not covered at all during enumeration. No doubt in every such instance the Tabulation Office has referred to the house-list and made certain that the house concerned was an occupied dwelling house. But this only means that, at the time the house-lists were prepared, that is, some time in the last quarter of 1950, these houses were inhabited. All that the Verification Officer has discovered is that these houses were inhabited at the time of his own enquiry. But it is possible that the house could have been temporarily vacant in the interim, at Census time, and this might be the reason why it did not find a place in the National Register of Citizens. Our conclusion that the house has completely escaped the enumerator's notice though occupied is thus not fully warranted. The degree of under-enumeration indicated by our figures should therefore be accepted with some reserve. The loss of coverage during the Census from this source could indeed have been very much smaller than what our results, as they stand, indicate.

69. Here again, the size of our sample is so small and the number of units in the sample so meagre that it is unwise to break down the over-all results any further. We must content ourselves with the generalities revealed by the Sample. We could say for instance that for the State as a whole and in the rural area the extent of under-enumeration due to loss of coverage is much smaller than that due to mis-enumeration within the households, although in the urban area it is greater. We could also assert with confidence what is evident even *prima facie*, viz. that coverage of houses is poorer in the urban areas than in the rural. Even these conclusions however are subject to the exaggeration mentioned in the previous paragraph. Nevertheless, in the absence of more complete information, the contribution of the un-enumerated houses to the total under-enumeration has been fully taken into account in all the calculations exhibited in Annexure 1.

70. While on the subject of coverage of households in a Census, it would have been interesting if we could have investigated the effect of preparing an advance list of households on the efficiency of coverage. It is possible to argue that such an advance list tends to blinker the Enumerator and prevent the coverage of houses which might have been inadvertently omitted in the list or come into existence after the list was prepared. We in Mysore have taken elaborate precautions against such a contingency and most of our house-lists carry evidence of the Enumerator's efforts to rope into his enquiry, every household in his beat, whether listed or not. But whether this was done by every enumerator in the State, and if not, what degree of error has thereby been introduced into our enumeration record are topics worth examination. But obviously a much bigger sample than what we have on hand is required for that purpose.

#### CONCLUSION

71. The total estimated number of persons in the State who were not enumerated through both under-enumeration within households and by the omission of the Enumerator to cover entire households came to a little over one lakh (101,655), yielding a percentage of overall under-enumeration of a little over 1% (1.1202%). The contribution of rural and urban areas to this figure is 66,642 and 35,013 persons, respectively; the corresponding rates of under-enumeration being 0.9664% and 1.6070%. Allowing for these losses, the "real" population of the State comes to 9,176,627, of the rural area to 6,962,887 and of the urban area to 2,213,740. The "real" population of the Bangalore Corporation comes to 796,448 which is 17,471 (and 2.24%) over the enumerated figures.

72. It is thus seen that there has been generally speaking more mis-enumeration in the towns and cities than in villages. This is according to expectations. But the single most important result of the verification is that the nett error is one of under-enumeration. This belies the prevalent expectation that the State's population was inflated artificially by enumeration errors born of the psychological effects of food rationing. That expectation has received support from the phenomenal rise in population registered by the State during the last decade. The present enquiry, again, owes its genesis mainly to that expectation and was undertaken with the specific object of seeing by how much the Census count has been distorted by the errors in taking it. Enough material has been presented in the preceding pages to show that the impartiality of this enquiry is above question, that the data gathered through it are completely accurate and that at least so far as the whole State is concerned the conclusions we can draw are perfectly valid. Such an enquiry has shown that the common expectation is unjustified and that, though there is some distortion in Census figures it has neither the direction nor the degree which we expected it to have.

73. This makes it harder for us to explain the huge growth of the State's population, but that is beside the point. One clear result of the Sample Verification is that that growth cannot be attributed to any artificial inflation to Census figures. The increase would have to be explained in terms of other factors. I would rather not discuss this question here any further since, in any case, it will form

one of the main topics of investigation in the 1951 Census Report. All that I would say here is that a substantial part of the increase in population could be attributed to an unusual influx of people into Mysore from the neighbouring States. An increased survival rate resulting from the tremendous growth in the activity of the State's Medical and Public Health Departments in the post-war period will probably take the blame for another large chunk. Perhaps other causes will come to light as analysis of Census figures progresses further. But I cannot conceal a distinct feeling that in the last Census under-enumeration has had greater play than we imagine. It is within my knowledge that in several areas, especially in medium-sized towns, the Census failed to reach a surprisingly large number of persons. In fact even at the time I prepared estimates of the 1951 population prior to the Census, this feature of the 1941 operation was urged sharply upon my notice by many of the field officers, but at that time I declined to accept it without more definite information.

74. I am convinced that the 1951 Census has witnessed a great change in the attitude of the populace towards the Census. In 1951, people, especially in the urban areas were positively anxious to get themselves enumerated. I myself have received representations from more than a dozen persons who wished to make sure that their names were entered in the enumerator's record. In Bangalore

City, I have heard of Enumerators being threatened with physical violence if they showed even slight reluctance to enumerate. This situation was in complete contrast to that in 1941 when the population sat, as it were, on the sidelines watching the Census game. Rationing, more than any patriotic feeling towards the First Census of Free India, is perhaps at the bottom of this change. But whatever its origin, the altered attitude has definitely played a part, which has been to narrow down the customary gap between the actual population and its under-estimate furnished by the Census. Rationing in Mysore State thus has improved population data by instilling a desire into the population to get itself enumerated. It might have encouraged public prevarication also, but such prevarication has left Census figures untouched.

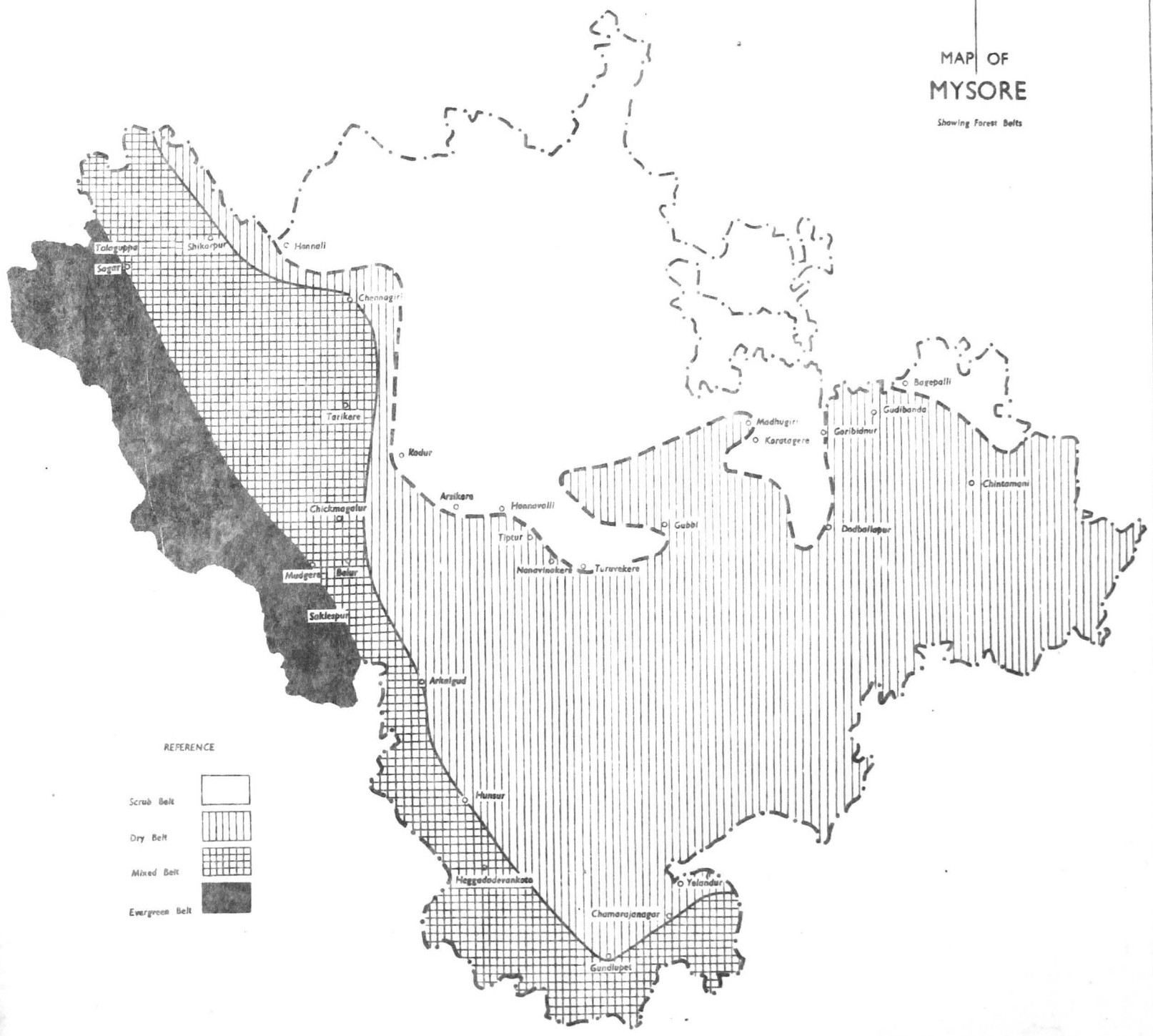
75. However, whatever else may be controversial, that the enumeration staff have done a magnificently accurate job in 1951 cannot now be denied. That I am able to assert this result with complete confidence in its impartiality, is entirely due to the devoted efforts of the entire Verification Organisation. I would like to close this review with an expression of sincere thanks to all the officers who took part in this pioneer adventure in statistical sampling and to the Government of Mysore for providing facilities for this most interesting study.

## Statement of the results





Particulars	STATE			UR						
	Total	Rural	Urban	Bangalore Corpn.	Bangalore District	K.G.F. City	Kolar District	Tumkur District	Mandya District	Mysore City
	2	3	4	5	6	7	8	9	10	11
1 Total number of sample households selected for verification	1,036	682	354	124	16	27	19	14	11	37
2 No. of households verified	995	668	327	114	16	27	17	13	10	29
3 Total number of persons in verified households	5,300	3,513	1,787	647	87	137	76	79	48	172
4 No. of families reporting enumeration errors	105	51	54	20	2	4	3	5	3	2
5 No. of fictitious entries	54	21	33	10	2	2	1	5	1	1
6 No. of clear omissions	96	50	46	17	..	3	2	1	5	1
7 Erroneous treatment of absentees and visitors										
(i) No. of cases tending to over-enumeration	8	3	5	..	..	1	..	..	1	..
(ii) No. of cases tending to under-enumeration	6	1	5	5	..	..	..	..	..	..
8 Nett number of cases of under-enumeration [6+7 (ii) — (5+7 (i))]	40	27	13	12	—2	..	1	—4	3	..
9 No. of cases in which over and under-enumeration match within the same family	16	5	11	7	..	..	..	..	2	..
10 Enumerated household population	9,026,099	6,877,630	2,148,469	765,349	134,374	158,446	119,032	104,683	76,189	240,040
11 Estimated number of persons not enumerated	68,459	52,843	15,616	13,019	..	..	..	..	..	..
B										
12 Total number of occupied houses in the State	1,584,048	1,277,104	306,944	84,545	21,307	27,169	19,780	17,667	12,728	35,139
13 Enumerated household population	9,026,099	6,877,630	2,148,469	765,349	134,374	158,446	119,032	104,683	76,189	240,040
14 Average number of persons per house	5.6981	5.3853	6.9995	9.0526	..	..	..	..	..	..
15 No. of houses reported by V. Os.	2,989	1,993	996	344	47	79	53	40	32	97
16 No. of houses out of (15) not found at all in the N.R.C.	13	4	9	2	1	..	1	2	..	..
17 Estimated total number of houses not covered	5,223	2,465	2,758	482	..	..	..	..	..	..
18 Estimated number of persons in the houses not covered	33,196	13,799	19,397	4,452	..	..	..	..	..	..
ABSTRACT										
19 Enumerated population	9,074,972	6,896,245	2,178,727	778,977	..	..	..	..	..	..
20 Total estimated number of persons not enumerated	101,655	66,642	35,013	17,471	..	..	..	..	..	..
21 Percentage of under-enumeration	1.1202	0.9664	1.6070	2.2428	..	..	..	..	..	..
22 Estimated real population	9,176,627	6,962,887	2,213,740	796,448	..	..	..	..	..	..

Note—In the case of items 11, 17, 18 and 20, the figures in Col. 2 (State Total) have not been derived independently for the State, but

MAP OF  
MYSORE  
Showing Forest Belts

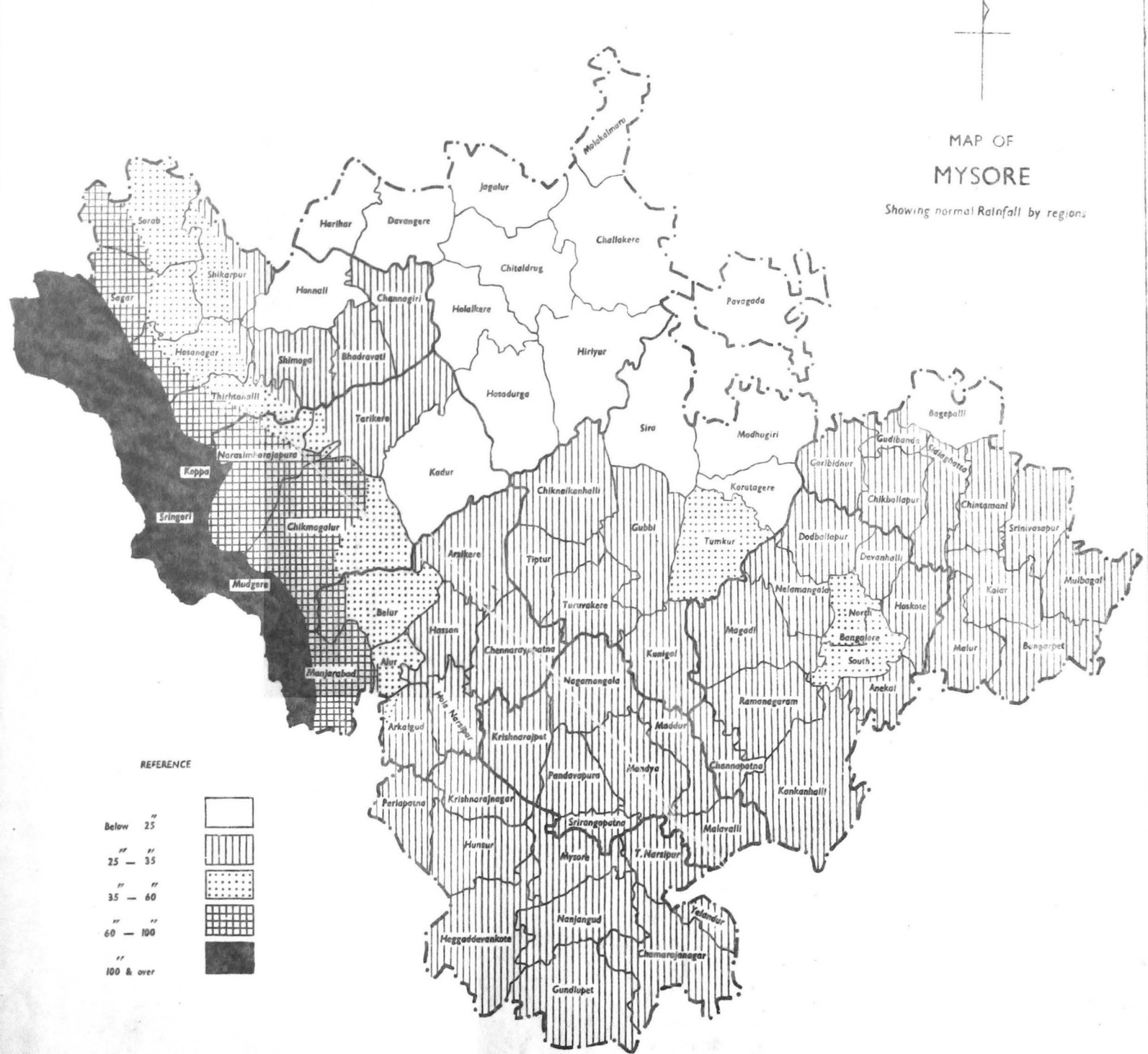


REFERENCE

- Scrub Belt 
- Dry Belt 
- Mixed Belt 
- Evergreen Belt 

# MAP OF MYSORE

Showing normal Rainfall by regions



REFERENCE

Below 25	(No hatching)
25 - 35	(Vertical lines)
35 - 60	(Diagonal lines \)
60 - 100	(Cross-hatching)
100 & over	(Solid black)

Rainfall By Regions

UNIT 1

of sample verification

BAN

RURAL

Mysore District	Hassan District	Chik-magalur District	Shimoga District	Chital-drug District	Bangalore	Kolar	Tumkur	Mandya	Mysore	Hassan	Chik-magalur	Shimoga	Chital-drug
12	13	14	15	16	17	18	19	20	21	22	23	24	25
27	16	16	29	18	104	102	99	49	99	72	28	47	82
27	14	16	26	18	102	102	98	48	97	71	23	45	83
119	92	88	148	94	535	544	569	210	459	392	95	246	463
2	4	3	5	1	16	9	11	2	6	3	2	..	2
2	6	3	..	..	8	5	3	..	3	2	..	..	..
1	2	3	9	2	14	9	11	4	4	4	2	..	2
..	..	..	3	..	1	..	..	2	..	..	..	..	..
..	..	..	..	..	..	1	..	..	..	..	..	..	..
-1	-4	..	6	2	5	5	8	2	1	2	2	..	2
1	..	1	..	..	1	1	..	..	1	2	..	..	..
120,369	85,650	65,722	145,026	133,589	1,210,318	848,482	1,043,855	638,487	917,158	626,276	348,939	513,260	730,855
..	..	..	..	..	..	..	..	..	..	..	..	..	..
18,597	14,018	10,928	23,404	21,662	213,589	158,618	196,683	117,794	174,099	120,179	68,141	93,591	134,410
120,369	85,650	65,722	145,026	133,589	1,210,318	848,482	1,043,855	638,487	917,158	626,276	348,939	513,260	730,855
..	..	..	..	..	..	..	..	..	..	..	..	..	..
78	45	48	80	53	300	301	294	147	293	213	72	137	239
..	1	1	1	..	1	1	..	1	..	..	..	..	1
..	..	..	..	..	..	..	..	..	..	..	..	..	..
..	..	..	..	..	..	..	..	..	..	..	..	..	..
..	..	..	..	..	..	..	..	..	..	..	..	..	..
..	..	..	..	..	..	..	..	..	..	..	..	..	..
..	..	..	..	..	..	..	..	..	..	..	..	..	..
..	..	..	..	..	..	..	..	..	..	..	..	..	..

have been obtained by adding Columns 3 and 4 (State Rural and State Urban).



## ANNEXURE 2

*Effect of non-verification of households on estimated average size of household*

	Average number of persons per household			No. of unverified households	Estimated Sampling Error ( $\pm\sigma$ )		
	Selected households	Verified households	Unverified households		Selected households	Verified households	Unverified household
Rural ..	5.2243	5.2590	3.5714	14	3.1909	3.2033	1.9498
All Urban ..	5.4152	5.4628	4.7778	27	2.6811	2.7236	1.9672
Non-City Urban ..	5.3133	5.2930	5.5555	9	2.5521	2.6135	0.9558
City Urban ..	5.5053	5.6235	4.8889	18	2.7875	2.8200	2.2265

NOTE—The estimated sampling error ( $\sigma$ ) is given by the formula

$$\sigma^2 = \frac{\sum(x-m)^2}{n-1}$$

Where  $x$  = Number of persons in the Sample Household,  
 $m$  = Mean size of the Sample Household,  
 $n$  = Number of Sample Households.

## ANNEXURE 3

## THE COST OF SAMPLE VERIFICATION

The entire cost of the Scheme consisted of (i) the cost of printing (and despatching) the schedules and forms; (ii) the cost of having the schedules filled up and (iii) the cost of analysing and compiling results after the field operation. The number of Household Verification Schedules printed was 2,000 of which 250 were used for purposes of training and 1,500 used for the actual verification. The number of Verification Officer's Summaries printed came to 500 of which half was used as training material and the other half during verification. The cost of printing the forms was about Rs. 100. The cost of the instructions, Circulars and other matter came approximately to Rs. 40 and the total expenditure under postage amounted to Rs. 160. The total of all these items is Rs. 300.

The operations preliminary to the field operation involved the following expenditure:—

	Sorter days	Supervisor days	Cost
1. Selection of Sample Blocks ..	40	10	Rs. 155

	Sorter days	Supervisor days	Cost
2. Selection of Sample Households ..	20	4	110
3. Making of extracts ..	40	8	195
<b>Total ..</b>			<b>460</b>

After verification the expenditure was as under:—

1. Check of Schedules N. R. C. to check relationship, search for 'nearest' houses, etc. ..	35	35	220
2. Compilation of Tables ..	10	5	45
<b>Total ..</b>			<b>235</b>

The total cost of the enquiry is thus about Rs. 1,025. This works out almost exactly to one rupee per sample household.

ANNEXURE 4

FORMS AND INSTRUCTIONS

HOUSEHOLD VERIFICATION SCHEDULE

Districts .....  
 Revenue Circle/Ml. Dn .....  
 Description of Block.....  
 .....

Census House No .....  
 Name of Head of Household .....

Taluk/Town .....  
 Block No. ....  
 Verification Officer's Name :— ;  
 ....  
 Designation .....

Sl. No. of persons in the household	Name	Name of Father or Husband	Sex	Relationship* to the head of the household (to be entered by Verification Officer)	Is this person Correctly Enumerated, or a Fictitious Entry, or an Absentee Erroneously Counted or a Visitor Erroneously Counted ?
1	2	3	4	5	6

PARTICULARS OF OMISSIONS IN THIS HOUSEHOLD

Clear omissions, i.e., of persons who are members of this household and were actually present during the Enumeration Period						Erroneous omissions of absentees				Erroneous omissions of visitors			
Sl. No.	Name	Name of Father or Husband	Relationship* to the Head of Household	Sex	Age	Sl. No.	Name	Relationship* to the Head of Household	Sex	Sl. No.	Name	Relationship* to the Head of Household	Sex
7	8	9	10	11	12	13	14	15	16	17	18	19	20

(\* Write the relationship in full without abbreviations. If not related, write "Unrelated"):

PARTICULARS OF THE THREE NEAREST OCCUPIED HOUSES

First House		Second House		Third House	
House No.	Head of Household	House No.	Head of Household	House No.	Head of Household
21	22	23	24	25	26

.....  
 Signature of Verification Officer.

Date .....

## HOUSEHOLD VERIFICATION SCHEDULE

## INSTRUCTIONS

The headings of the Schedule and columns 1, 2, 3 and 4 will have been filled up in the Census Office. You, as Verification Officer, are required only to fill up the rest of the Schedule in accordance with these instructions. You should visit the household yourself and make all the enquiries personally.

Please note that bogus names have been introduced here and there, in only some of the Schedules, and unless these are picked out by the concerned Verification Officers the record will stand self-condemned.

Census instructions regarding the enumeration of the population of each household were as follows:—

- (a) During the period of twenty days allowed to you, visit every house in your Block or Village. In each house, first enumerate all persons who normally reside in that house and who are also present at the time of your visit.
- (b) Then enquire whether any normal resident of the house is absent at the time of your visit. If the answer is 'yes' and the absentee has left the place after the 9th February 1951, or is expected to return before 1st March 1951, include him also in your enumeration. If on the other hand, he has left the place before the 9th February and is not expected back before the 1st of March you need not include him.
- (c) After absentees are enumerated, enquire whether there is any visitor in the house. If the answer is in the affirmative, ascertain when he left his normal residence and when he expects to go back there. If you find that he has left his home before the 9th February 1951 and has not already been counted anywhere else, then enumerate him at the house you find him in. Do not count him if you find that he had left his house on or after 9th February or expects to be back there before sunrise on 1st March 1951.

\* \* \* \* \*

**Final Check.**—You should revisit every house in your Block or Village during the first three days of March. The object of this second visit is to bring your enumeration up-to-date, i.e., up to sunrise of 1st March 1951. During this visit you should—

- \* \* \* \* \*
- (c) Enumerate new arrivals who have not been enumerated elsewhere during the period of enumeration."

**NOTE.**—The period of 20 days from 9th February 1951 to sunrise on 1st March 1951 was called the "Enumeration period."

Column 2 of the Verification Schedule gives you a list of persons actually enumerated in the household according to the above instructions. For each person, the name and sex as well as the name of father or husband are furnished.

It is your duty *first of all* to ascertain the relationship of each one of these persons to the head of the household and enter the information in column 5 of the Form. In doing so you may find that one or more of the persons on the list never existed. You should strike off the names of such persons and write "Fictitious entry" against their names in column 6.

Your *next duty* is to enquire and examine whether all the real persons found in the list, (i.e., all those other than these fictitious entries) were entitled to be enumerated in this household.

In doing so, first take the members of the household, as distinguished from the "visitors". If you find by enquiry that any of the members of the household did not reside in the household at all throughout the enumeration period, you should strike off his/her name and mark "Fictitious entry" against it in column 6. If any of them was moving about during the period of enumeration and the dates of his/her arrival and departure were such that according to the Census instructions, that person *should not* have been enumerated in the household, enter the words "Absentee Erroneously Counted" against his/her name in column 6.

Next, find out in the case of each one of the 'visitors' whether he or she did actually visit the household during the enumeration period. If in any case you discover that the person did not visit the household at all during this period, strike off his/her name and write "Fictitious entry" against it in column 6. If the visitor was moving about during the period of enumeration and the dates of his/her arrival and departure were such that, according to the Census instructions that person *should not* have been enumerated in this household enter the words "Visitor Erroneously Counted" against him/her in column 6.

For others, i.e., persons on the list who have been correctly enumerated you should enter the words "Correctly Enumerated" in column 6.

Your *third duty* is to enquire if any person not found in the list was actually entitled to be enumerated *in this household* according to the Census instructions.

Here again, consider the members of the household first and then the visitors.

If any person who is a member of this household was actually present in the house during the enumeration period and was not enumerated (i.e., is not found in the list) he or she is to be regarded as a "Clear Omission". A list of all such persons (with particulars of age, sex, name of father or husband and relationship to the head of the household) should be recorded in the space provided for the purpose on the Schedule (Columns 7 to 12).

Again, you must enquire if any person who is a member of this household was moving about during the enumeration period and was not enumerated though the date of his arrival and departure were such that according to the Census instructions he *should have been* enumerated in this household. You must record the name and sex of each such person under "Erroneous Omission of Absentee" in the space provided for the purpose (Columns 13-16).

NOTE.—Take special care not to miss persons who were alive at the time of the enumeration and who are dead now.

Enquire similarly if there is any case of "Erroneous Omission of Visitors". Record the particulars of all such cases in the space provided (Columns 17-20).

This completes the verification of the Sample Household.

Your *last duty* is to ascertain, in respect of the three *occupied* houses which are *nearest the* Sample house, (1) the Census house-number and (2) the name of the head of the household residing there (if there is more than one household in the house, take the first). Enter these particulars in space provided for the purpose in the Schedule (Columns 21-26). (If any or all of these three occupied houses have not been numbered at all, write "not numbered" in the column "House Number". Note that the name of the head of the household should be entered even in such cases). *The Verification Officer should not concern himself with any house other than the three nearest occupied houses and should not ascertain the number of persons in such houses.*

VERIFICATION OFFICER'S SUMMARY

District .....  
Taluk/Town .....

Verification Officer's Name .....  
Designation .....

Serial No.	Census Circle No.	Census Block No.	Census House No.	Number of persons actually enumerated in the Household			No. of cases of Fictitious Entry			Absentees Erroneously Counted			Visitors Erroneously Counted			Cases of Omissions						Remarks			
				P	M	F	P	M	F	P	M	F	P	M	F	P	M	F	P	M	F				
1	2	3	4	5	6	7	8	9	10	11	12	13	14	15	16	17	18	19	20	21	22	23	24	25	26

P-Persons, i.e., Total, M-Males and F-Females'

Date.....

.....  
Signature of Verification Officer.

INSTRUCTIONS

The heading of the Form and columns 1 to 7 will have been filled up in the Census Office. Figures for columns 8, 9 and 10 should be obtained by totalling the number of cases of "Fictitious entry" recorded in column 6 of the Household Verification Schedule. Note that the totalling should be done by sexes, as recorded in column 4 of the Schedule.

In exactly the same way, columns 11, 12, 13 (Absentees Erroneously Counted) and 14, 15, 16 (Visitors Erroneously Counted) should be filled up by totalling the appropriate entries in column 6 of the Household Verification Schedule by sexes.

Columns 17, 18 and 19 (Clear Omissions) should be filled from column 11 of the Household Verification

Schedule. Again, the totalling up of items should be by sexes.

Columns 20, 21 and 22 should be filled up by noting the number of entries found in column 16 of the Household Verification Schedule under sex. Likewise, columns 23, 24 and 25 of the Summary should be filled up by totalling the number of entries in column 20 of the Schedule under each sex.

In the Remarks column (column 26)—or separately, if you so prefer—you should write a brief report on the work you have done, indicating the manner in which the verification was carried out and the significance of the results; and describing any notable features of your enquiry which in your opinion require special mention,

## ANNEXURE 5

*Memorandum No. 2/26/51—R.G., dated 31st March, 1951 from the Registrar General, India, New Delhi*

## 1951 CENSUS COUNT—SAMPLE VERIFICATION

1. *General.*—The 1951 Census Count will be verified throughout India by an enquiry conducted on a random sample basis in the manner explained in this memorandum. The scope of this enquiry will be strictly limited to determining the percentage of error, if any, which is present in the Census Count, either in the form of under-enumeration or in the form of over-enumeration. This enquiry will be limited to the ascertainment of the identity of persons, and will not be concerned with the accuracy or otherwise of answers to any of the census questions.

2. *Selection of Sample Households.*—(i) In rural tracts one village census block will be chosen out of every 100 blocks; and in each of the selected census blocks, every tenth household will be chosen. In urban tracts, one town census block will be chosen out of every twenty blocks; and in each of the selected blocks, every fiftieth household will be chosen. Thus, in every tract (whether rural or urban) the sample chosen for verification will represent approximately one in one thousand of the total.

(ii) Selection of blocks on the foregoing basis will be made from lists of census blocks; and selection of households from each census block, will be made from that section of the National Register of Citizens which relates to the census block.

(iii) The Officer-in-charge of each Census Tabulation Office will be responsible for selecting the sample households for every tract in his region. Detailed instructions for ensuring the random character of the selection are appended.

3. *Sample Verification Forms.*—The Officer-in-charge of the tabulation office should mark (with his initials) the selected households, as entered in the section of the National Register of Citizens which relates to the census block. He should prepare a Sample Verification Form (specimen appended) for each census block, in accordance with instructions given at the back of the form. As soon as all the forms relating to a Verification Area are completed he should attach each form to the related section of the National Register, and despatch all the forms or sections to the Chief Verification Officer concerned. (*Vide next para.*)

4. *Verification Area, Chief Verification Officers and Verification Officers.*—Where a district is divided into a number of sub-districts, each constituting the territorial jurisdiction of a Sub-divisional Magistrate, each sub-district will constitute a Verification Area; and the Sub-Divisional Magistrate concerned will be the Chief Verification Officer for such area. In other cases, the entire district (or such part thereof, as may be specified by the Head of the District) will constitute the Verification Area and an Officer specified by the Head of the District (who should be either a Sub-divisional Magistrate or a Magis-

trate of the First Class) will be the Chief Verification Officer of the Area.

The Chief Verification Officer may appoint any officer as the Verification Officer in respect of any part of his Verification Area. Such officer should ordinarily be a Magistrate of the First Class, and may (where this is unavoidably necessary) be a Magistrate of the Second Class.

5. *Duties of Chief Verification Officers and Verification Officers.*—(i) It will be the duty of the Chief Verification Officer to distribute the work among Verification Officers, to instruct them and satisfy himself that the instructions have been correctly carried out and to return the verification forms together with the related sections of the National Register to the Tabulation Office, duly filled up; and also to submit a brief report on the manner in which the verification was carried out and the significance of the results.

(ii) It will be the duty of each Verification Officer to visit every household as specified in the Sample Verification Form personally, make all enquiries necessary for the purpose of ascertaining whether there are any cases of "clear omissions", "fictitious entry" or "Erroneous count of visitors and absentees" in each household, fill up the verification form in accordance with instructions at the back of the form, and return the papers to the Chief Verification Officer together with a brief report. If, on visiting a sample household, it is ascertained that the householder has left the house permanently, that fact should be noted against the household in the Sample Verification Form. The household, in question, will be excluded from the scope of verification.

(iii) The foregoing will complete the verification of enumeration of individuals in households. It is necessary also to verify whether any occupied houses in the block escaped enumeration. For this purpose the Verification Officer should (as soon as he has completed the verification of a sample household) ascertain the house number of three occupied houses which are nearest to the sample house, and make sure that they find a place in the relevant section of the National Register. If he finds any occupied house to be omitted, the fact should be noted in column 18. If all three houses find a place in the National Register he should note "Nil" in column 18. *The Verification Officer should not concern himself with any house other than the three nearest occupied houses and should not ascertain the number of persons in such houses.*

6. *Tabulation of Results.*—After the figures in the forms have been filled up they should be compiled and tabulated district-wise for each Tabulation Region in the form appended. Copies of these tables should be submitted to the Superintendent of Census Operations concerned as well as the Registrar General, India, for consolidation for the State and All-India.

## ANNEXURE 6

*D.O. No. 117/Census 1951 dated 8th April 1951 from the Census Commissioner for Mysore to the Registrar General, India, New Delhi.*

I had just finished tying up the loose ends of a somewhat complicated scheme of verification when I received your D.O. of 31st March. The Scheme I had worked out involved stratification of samples with a variable sampling fraction. By doing so, I hoped that a greater degree of accuracy would be achieved in the computation of the size of error. In contrast, your scheme has a certain simplicity and directness which, on the balance, outweighs the advantages of the locally evolved system, and I personally see no practical difficulty in the way of its successful implementation. Only, one or two minor modifications would, I think, be necessary at least so far as Mysore is concerned. But before I touch this aspect, I should like to take up the three points on which specific comments have been invited.

As regards the first point, namely, the probable reaction of the State Government *vis a vis* your proposal, the Hon'ble Minister for Finance and Industries, it would doubtless be recalled, made it abundantly clear at the meeting of Deputy Commissioners of Districts held on 9th March, that the Government of Mysore would welcome a thorough verification of the enumeration record. It is therefore most unlikely that Government would now resile from that position.

On the second point also, we need have no misgivings, as the proposed sample of one in one thousand is of manageable dimensions. I do not know what considerations prompted you to plump for this size in preference to your original idea of one in two thousand in respect of rural areas. You must have had excellent reasons for doing so, I dare say. But, having regard to the comparatively smaller margin of error that might reasonably be expected in the case of these areas, I feel that the adoption of your original idea would very greatly lighten the burden of the Verification Officers, without impairing the value of their effort.

On the third point, I have already expressed the opinion (*vide* para 1,) that there can be no practical difficulties in the way of implementing your scheme. But two modifications have suggested themselves to me, which I feel, I ought to place before you for consideration. The first has reference to the proposal to hand over relevant sections of the National Register of Citizens to Verification Officers. This has two very serious drawbacks. In the first place, the compilation of the Primary Census Abstract will be held up on account of these registers being out on the field just when they are most needed at the Tabulation Office. Secondly, and this is easily the more serious of the two—by handing over the relevant sections of the National Register of Citizens to the Verification Officers, we would practically be scuttling our scheme, since an unscrupulous and not particularly conscientious officer might easily be tempted to palm off a false verification certificate as authentic. The number of such officers may not be large. But considering that even a single black-

sheep can render our efforts wholly worthless, it is obviously desirable and necessary to guard against such a contingency. This can be ensured by furnishing to the Verification Officers merely the names of persons included in the selected households with a direction that they should ascertain and record during verification the relationship of each person to the head of the household. If this is done, actual visit to the concerned houses would be really unavoidable. It is possible, of course, to argue that an unscrupulous officer might depute one of his subordinates to conduct the enquiry and furnish his report on the basis of information supplied by that subordinate. Even then, actual spot enquiry would be unavoidable, and it must at least be conceded that a verification conducted by a subordinate officer is of greater value than a false report. In suggesting this modification I am aware that its adoption would entail further verification at the Tabulation Office. The information received from Verification Officers would have to be checked up with the corresponding entries in the relevant sections of the National Register of Citizens, and an assessment made of the work of the Verification Officers. This additional burden would not, however, cause any dislocation in the work of the Tabulation Office, having regard to the exceedingly small dimensions of our samples. It might be contended *a propos* this, that verification at the Tabulation Office is open to the same objection as entrusting verification of the National Register of Citizens to the Verification Officer. While this has to be conceded, it is suggested that interpolation of a fictitious name here and there by the Provincial Census Superintendent in the lists of names to be furnished to the Verification Officer, would provide an adequate safeguard against fudging in the Tabulation Office. By the same token, it would act as a check on the Verification Officer himself. If the Verification Officer does not detect the ghost, his verification can be branded at once as questionable. Likewise, if the compiler-checker (or any other member of the Tabulation staff) who is asked to compare the entries, does not detect the fictitious entry at his end, he can at once be hauled over the coals.

If the above modification is accepted, para 5 (iii) of your Memorandum will have to be suitably altered. If the relevant sections of the National Register of Citizens are handed over to the Verification Officers as proposed by you, it would be easy for them to find out whether the three nearest occupied houses figure in the National Register of Citizens. But if, as suggested by me, we furnish only lists of names to the Verification Officers we shall have to ask them to furnish the Census numbers of the three nearest houses together with the names of the heads of households residing in each, and get the information verified at the Tabulation Office itself with reference to the National Register of Citizens. If the proposal is accepted, column 20 of Annexure III\* will have to be filled in at the Tabulation Office while the heading of column 18 of Annexure II will have to be altered to "Name of head of household of nearest house", or its equivalent. These

\* Annexure II and III referred to in this para are the forms mentioned in para 6 of the Registrar General's letter (*vide* Annexure 5).

names will of course be entered against the serial numbers and household numbers entered respectively in columns 1 and 2 of Annexure II, columns 3 to 17 being left blank. Incidentally, it is suggested that provision may be made in Annexure II for noting the name and designation of the Verification Officer as also for his signature.

There is another matter of detail regarding which instructions would no doubt be issued in due course, but regarding which I should like to make a passing reference here. I refer to the need for maintaining perfect secrecy regarding the enquiry till the investigating officer is actually on the spot. The Provincial Census Superintendent should send all the lists of names of each area to the concerned Chief Verification Officer, in a sealed cover marked 'strictly confidential,' and the Chief Verification Officer should forward the list relating to each selected block to the Verification Officer, so as to reach the latter just in time, and not earlier. The Chief Verification Officer should intimate in advance the dates on which the Verification Officer has to hold himself free of other engagements, without of course mentioning the names of areas proposed to be verified. I have put down here merely the outlines of an idea as it occurred to me without bothering to round off the edges. You will agree that some such procedure will have necessarily to be followed, if our investigations are to be of any value.

I see from your Memorandum that you have given up your original idea of having the verification done by the Charge Superintendents concerned. The present proposal to appoint Magistrates of the First Class as Verification Officers would be ideal, and would have been the most

obvious course, were it not for the fact that there are not enough Magistrates of this class to go round for this purpose. That, at any rate, is the situation in Mysore, there being hardly a dozen officers of the Judicial Department in the State who are First Class Magistrates. It is just possible that there are other States also similarly handicapped by a paucity of First Class Magistrates belonging to the Judiciary. I would suggest, therefore, that the question of choice of Verification Officers may be left to provincial discretion. So far as Mysore is concerned, having regard to the extreme smallness of our Districts and Sub-Districts it would be enough I think if the Deputy Commissioner is made the Chief Verification Officer of a District and the Sub-Division Officers of the District are made the Verification Officers, along with any other Magistrate of the First Class in the District who can conveniently be pressed into service for purposes of verification. These latter would be assigned to urban areas only since it is only there that abnormal variations in population have been registered, calling for a careful investigation as to coverage etc. With the safeguards indicated in paras 4 and 5, it would be unnecessary to insist upon drafting First Class Magistrates alone for the job, in respect of other areas.

I do not think your draft letter to State Governments can be improved upon, and that goes even for its punctuation. As for consulting the Chief Secretary, I thought it was altogether unnecessary since the entire Cabinet, as you are yourself aware, are in favour of a thorough verification of the State Census figures. I am however sending a copy of this letter to the Secretary to Government, Medical and Public Health Departments in charge of Census.

#### ANNEXURE 7

#### GOVERNMENT ORDERS AND CIRCULARS

*Government Order No. M. 8186-98—Census 4-51-2,  
dated 7th August 1951*

#### READ—

Correspondence ending with letter No. 2727/Census—1951, dated 3rd August 1951, from the Census Commissioner for Mysore, forwarding proposals regarding the successful implementation of the scheme of Sample Verification of the 1951 Census Count in Mysore State.

*Order No. M. 8186-98—Census 4-51-2, Bangalore,  
dated 7th August 1951*

For successfully conducting the Sample Verification of the 1951 Census Count in the Mysore State, the Census Commissioner has suggested the following procedure:—

(a) *Verification Procedure.*—Instead of handing over to the Verification Officers the entire National Register of Citizens relating to the Block selected for investigation, it is proposed to furnish only an extract of the Register and make the Investigating Officer fill up the gaps deliberately left out in this extract. Two forms, viz., "The Household Verification Schedule" and "The Verification Officers' Summary" have been devised for the purpose.

(b) *Size of the Sample Verification.*—Having regard to the expectation that the rural areas will show a comparatively smaller margin of enumeration error, it is proposed to take a sample of 1 in 2,000 from rural areas and of 1 in 1,000 from all urban areas (City as well as non-City) and that in order to conserve time, sample blocks on the above basis have been chosen by the Census Commissioner in anticipation of the approval of Government.

(c) *Verification Organisation.*—This organisation will consist of Chief Verification Officers and Verification Officers. The Deputy Commissioners of Districts, the Municipal Commissioners of Bangalore and Mysore, and the President, K.G.F. Sanitary Board, would be the Chief Verification Officers within their respective areas. As regards Verification Officers, the services of the under-mentioned officers of the Judicial Department are proposed to be utilized for verification duties within their own respective headquarter towns with the least possible disturbance of their normal works. This is however subject to the approval of the High Court of Mysore. In the remaining areas the Revenue Sub-Division Officers and Amildars (and in the Cities of Bangalore, Mysore and K.G.F. the former Census Charge Superintendents) will be the Verification Officers, the former (i.e., Revenue

Sub-Division Officers) being assigned exclusively to the urban areas in each District which call for special investigation.

1. Munsiff-Magistrate, Dodballapur.
2. Special First Class Magistrate, Chikmagalur.
3. Munsiff-Magistrate, Tarikere.
4. Special First Class Magistrate, Chitaldrug.
5. Special First Class Magistrate, Davangere.
6. Special First Class Magistrate, Hassan.
7. Special First Class Magistrate, Chikballapur.
8. Special First Class Magistrate, Kolar.
9. Special First Class Magistrate, Mandya.
10. Special First Class Magistrate, Shimoga.
11. Special First Class Magistrate, Madhugiri.
12. Special First Class Magistrate, Tiptur.
13. Special First Class Magistrate, Tumkur.
14. Special First Class Magistrate, Bhadravati.
15. Second City Magistrate, Bangalore.
16. Second City Magistrate, Mysore.
17. Special First Class Magistrate, K.G.F.

(d) *Verification Period.*—The last week of August (*i.e.*,) from the 26th August to 1st September 1951 (inclusive) will be the verification period, the Chief Verification Officers being empowered to fix the three most convenient consecutive days for the actual verification, the first of those three days being the dates earmarked for all urban areas and the first batch of rural blocks. The verification dates fixed by each Chief Verification Officer apply uniformly to all the Verification Officers under him and the dates so fixed should be intimated at least 10 days in advance to the Census Commissioner. The Census Commissioner will arrange to despatch the schedules to be used for the enquiry direct to the Verification Officers, so as to reach them on the very dates prescribed for them by their Chief Verification Officers.

The High Court of Mysore, Bangalore, who were addressed in the matter of permission to draft the Judicial Officers specified above for the verification work have expressed, that since this work would seriously interfere with the normal judicial work of the officers, the *Ex-officio* Magistrates for the areas concerned may be entrusted with the verification work.

The Census Commissioner who was apprised of this has since suggested that pending a decision on the question of appointing officers of the Judicial Department as Verification Officers, the other arrangements proposed by him may be approved and a directive issued to the Chief Verification Officers on the lines indicated above.

The proposals of the Census Commissioner are approved with the exception of the one relating to the drafting of the Magistrates referred to above.

The Deputy Commissioners of Districts, the Municipal Commissioners of Bangalore and Mysore and the President K. G. F. Sanitary Board, who are Chief Verification Officers for this purpose are requested to take immediate necessary action in the matter as per procedure described above in consultation with the Census Commissioner.

They are also requested to instruct the Verification Officers to complete their work within the prescribed dates,

promptly and carefully, and in accordance with the procedure laid down above.

This work devolving on the officers of the Verification Organisation is extra and in addition to their normal duties and no special expenditure shall be incurred in this behalf.

*Letter No. M. 9109-20—Census dated the 17th August 1951, from the Secretary to Government, Medical and Public Health Departments, to all Chief Verification Officers.*

*Subject—1951 Census Count—Sample Verification.*

In continuation of Government Order No. M. 8186-98—Census 4-51-2, dated 7th August 1951, on the above noted subject, I am directed to state that this work of Sample Verification, is a purely scientific enquiry designed to secure a statistical determination of the degree of error present in the overall Census count of the country as a whole and broad population zones therein; and that nothing in the nature of praise or blame for the performance of individual officers or individual districts is intended.

I am, however, to request that, as this is the first occasion when a verification of this kind is undertaken, every endeavour should be made to ensure the successful execution of this operation.

*Circular No. 2885-2896—Census 1951, dated 17th August 1951, addressed to all the Chief Verification Officers and copied to all the Verification Officers.*

*Subject—Sample Verification of the Census Count.*

I refer you to G.O. No. M. 8186-98—Cen. 4-51-2, dated the 7th August 1951.

2. The fact that the Registrar General has asked for a verification of the Census count may lead you to imagine that he is not satisfied with the way enumeration was carried out. Therefore, at the outset, I want to assure you, and all those under you who have worked for the Census, that there is no such feeling; and that, on the other hand, the Registrar General, no less than the Government of Mysore, is eminently satisfied with the conduct of the 1951 Census in Mysore and deeply appreciative of the whole-hearted effort put forward by Census workers at all levels. At this opportunity, I want to place on record my own gratitude to all Census Officers, high and low, for their unstinted labour during enumeration.

3. The present verification is intended entirely as an objective enquiry designed to secure a statistical determination of the degree of error, if any, involved in the Census count. There is absolutely no intention of apportioning anything in the way of praise or blame for the performance of individual officers or individual charges as a result of the verification. Even if shortcomings on the part of individual citizens, Enumerators, Supervisors or other Census Officers are brought to light by enquiries in the sample households, there is a guarantee that no prejudicial notice will be taken of them. (This exemption, of course, does not apply to any maladroitness in verification works).



4. In past Censuses, it has been the practice to regard the Census count as free from error, on the assumption that the number of instances of over-enumerations was exactly off-set by those of under-enumeration. This assumption was perhaps close to actual fact; but it was never put to a test. This time, however, we want to have a scientific determination of the truth. Since this is the first check of its kind ever undertaken in India, it is necessary that we should establish the proper traditions and set ourselves high standards of honesty and accuracy. If this enquiry is regarded as just one more addition to an already over-burdened routine, the effort and expense involved in it would be merely wasted. It should be impressed on all Verification Officers that they would bring into their performance a spirit of scientific experimentation and that their objectivity should be uninfluenced, by the fact that the work now under verification is one with which they were, at one time, very closely associated. I have no doubt that they would measure up to our high expectations. But prudence demands that we should guard against possible fudging by a not very conscientious Verification Officer. Therefore, in order to discourage investigating officers who may be tempted to be perfunctory or indifferent, a few "ghosts" have been introduced here and there, in the Verification Schedules (but not in all areas nor in all the Schedules of one area,) for being "discovered" during enquiry. The honesty of Verification Officers is thus on test.

5. The enquiry to be conducted by each Verification Officer is, as can be readily seen, extremely simple. The columns of the Verification Officers' Schedule and the Verification Officers' Summary are practically self-explanatory and even such questions as may arise are fully answered in the instructions. Even so, however, I would call upon all officers to study the material most carefully and to see that they use every effort and skill to obtain the most complete and accurate answers from the sample households. I would like to remind them that this verification is being conducted on an All-India basis and that the work of our Verification Officers will be compared with the best produced in other States. Besides, the processing of the verification records will be carried out at Delhi and it would reflect great discredit on all concerned, if our verification record should show any lack of integrity. I would request you, therefore, to take steps to see that all officers under you are properly advised in this behalf.

6. The Blocks and Households coming up for investigation have been selected by a strict application of the scientific principles of randomisation, and it is absolutely imperative that investigating officers should adhere to them implicitly. Under no circumstances should any other Block or Household be substituted for the ones chosen. If, for any reason, any household is not capable of verification, a special report should be made to that effect to me and further instructions awaited.

7. The Chief Verification Officers should provide each of their Verification Officers with a formal order of appointment, under intimation to me. A complete list of Verification Officers, arranged districtwise, is attached herewith for your reference. Please observe the special note in regard to officers of the Judicial Department. If orders concerning these officers are not received

from the High Court well in time, the Sub-Division Officers concerned should carry out their job.

8. I am sending you, under separate cover, a sufficient number of complete sets of *specimen* forms and instructions for distribution among your Verification Officers. These specimen forms will provide all the training necessary for the work of Verification. I shall arrange to have the filled-up schedules sent direct to Verification Officers on the dates fixed for the Verification Programme of your area.

9. Copies of this letter are being sent to all Verification Officers. Kindly take immediate action.

*Circular No. 4075-91—Census 1951, dated the 25th August 1951 addressed to all the Verification Officers drawn from the Judicial Department.*

1. I enclose herewith, a copy of G.O. No. M. 9497-507—Census 4-51-7, dated the 23rd August 1951, in which Government have approved of my proposal to utilise your services as a Verification Officer. You will see from the preamble to this Order that it has been issued with the consent of the High Court of Mysore. I have also attached herewith, a copy of G.O. No. M. 8186-98—Census 4-51-2, dated the 7th August 1951, sanctioning the Scheme for the Sample Verification of the 1951, Census Count, for your ready reference. A formal order appointing you as a Verification Officer will be issued to you (if it has not already been issued) by the Chief Verification Officer of your area, but if this does not reach you in time, you need not wait for it, since the G.O. of 23rd August 1951 will itself be your authority to function as a Verification Officer.

2. As Verification Officer you are expected to visit a few households selected absolutely at random from the mass of households enumerated during the Census in February—March 1951 and investigate how accurate the original count was in regard to the total population enumerated in these households. The selection of these random households has been carried out in my office. You will be furnished with full details of their location, as well as the names and a few other particulars of the persons found in them during the original count. You will also be provided with printed instructions as to the manner in which you are expected to proceed with the verification. The exact form of the questions you have to ask and strategy of investigation you have to adopt in each household, would have to suit conditions on the spot and cannot obviously be laid down from here. On the basis of your enquiry you are expected to fill up two forms, *viz.*, the *Household Verification Schedule* and the *Verification Officer's Summary*. The forms to be used by you during the enquiry (which will have been partially filled up in my office) will reach you a day in advance of the commencement of the verification.

3. I also attach herewith, a copy of the Circular which I have issued to all Verification Officers (before you were appointed as one) explaining the objects of the Verification Scheme. I would invite your particular attention to the fact that "Ghost" entries have been introduced into some of the Schedules and that the honesty of Verification

Officers is on trial. It is imperative that Verification Officers should personally visit the households to be investigated and conduct the enquiry themselves, in a thoroughly objective frame of mind.

4. One reason why Judicial Officers have been recruited for verification work is the fact that they are impartial officers who have had nothing to do with the preparation of the original enumeration record. Their work will therefore, provide a standard against which the performance of the rest of the Verification Organisation could be judged. I have no doubt that your work will fully justify my high expectations in this regard.

*Government Order No. 9497-507—Census 4-51-7, dated the 23rd August 1951, enclosed with Circular No. 4075-91 Census 51, dated the 25th August 1951.*

READ—

Government Order No. M. 8186-98—Census 4-51-2, dated 7th August 1951, approving the proposals of the Census Commissioner for Mysore, regarding the Sample Verification of 1951 Census Count in the Mysore State, with the exception of the proposal relating to the drafting of the Magistrates, referred to therein, for verification duties.

2. Correspondence ending with letter No. R.O.C. 457—51-52, dated 21st August 1951, from the Registrar, High Court of Mysore, Bangalore, stating that the High Court has no objection to the Government utilising the services of the undermentioned seventeen Judicial Officers as Verification Officers of the 1951 Census Sample Count and stating that the Government may direct the Census Commissioner for Mysore and the Deputy Commissioners

of the several Districts to afford the Judicial Officers referred to above, all facilities in this behalf and to see that the Office work relating to this item is attended to by the Revenue Offices concerned.

1. Munsiff-Magistrate, Dodballapur.
2. Special First Class Magistrate, Chikmagalur.
3. Munsiff-Magistrate, Tarikere.
4. Special First Class Magistrate, Chitaldrug.
5. Special First Class Magistrate, Davangere.
6. Special First Class Magistrate, Hassan.
7. Special First Class Magistrate, Chikballapur.
8. Special First Class Magistrate, Kolar.
9. Special First Class Magistrate, Mandya.
10. Special First Class Magistrate, Shimoga.
11. Special First Class Magistrate, Madhugiri.
12. Special First Class Magistrate, Tiptur.
13. Special First Class Magistrate, Tumkur.
14. Special First Class Magistrate, Bhadravati.
15. Second City Magistrate, Bangalore.
16. Second City Magistrate, Mysore.
17. Special First Class Magistrate, K.G.F.

ORDER NO. M. 9497-507—CENSUS 4-51-7, BANGALORE  
DATED THE 23RD AUGUST 1951

1. The proposal of the Census Commissioner to utilise the services of the Magistrates specified above as Verification Officers within their respective Headquarter towns, in addition to their normal duties which is agreed to by the High Court of Mysore is sanctioned.

2. The Census Commissioner for Mysore and the Deputy Commissioners of several Districts are requested to afford the Judicial Officers all facilities in this behalf and to see that the office work relating to this item is attended to by the Revenue Offices concerned.

## APPENDIX II

### INDEX OF NON-AGRICULTURAL OCCUPATIONS

This Appendix shows the occupational distribution of non-agricultural bread-winners in the State by Divisions and Sub-Divisions according to the Indian Census Economic Classification Scheme.

## APPENDIX II

### Index of Non-Agricultural Occupations, Mysore State

Group Code No.	Description	Total		Rural		Urban	
		Males	Females	Males	Females	Males	Females
1	2	3	4	5	6	7	8
<b>ALL INDUSTRIES AND SERVICES</b> .. ..		<b>648,546</b>	<b>87,859</b>	<b>218,295</b>	<b>40,863</b>	<b>430,251</b>	<b>46,996</b>
<b>DIVISION 0—PRIMARY INDUSTRIES NOT ELSE-WHERE SPECIFIED</b>		<b>23,587</b>	<b>6,314</b>	<b>17,891</b>	<b>5,440</b>	<b>5,696</b>	<b>874</b>
0.1	STOCKRAISING .. ..	2,980	460	2,288	296	692	164
0.11	Herdsmen and shepherds .. ..	1,865	196	1,445	136	420	60
0.12	Breeders and keepers of cattle and buffaloes .. ..	781	190	536	88	245	102
0.10	Breeders and keepers of other large animals including transport animals	334	74	307	72	27	2
0.2	REARING OF SMALL ANIMALS AND INSECTS .. ..	600	67	454	51	146	16
0.21	Poultry farmers .. ..	31	6	17	1	14	5
0.22	Beekeepers .. ..	13	..	4	..	9	..
0.23	Silkworm rearers .. ..	524	45	401	34	123	11
0.24	Cultivators of lac .. ..	1	..	1	..	..	..
0.20	Rearers of other small animals and insects .. ..	31	16	31	16	..	..
0.3	PLANTATION INDUSTRIES .. ..	14,803	5,425	12,188	4,866	2,615	559
Owners, Managers and Workers in—							
0.31	Tea plantation .. ..	320	175	313	164	7	11
0.32	Coffee plantation .. ..	6,879	2,417	6,518	2,333	361	34
0.33	Rubber plantation .. ..	23	..	22	..	1	..
0.30	All other plantations but not including the cultivation of special crops in conjunction with ordinary cultivation of field crops	7,581	2,833	5,335	2,319	2,246	514
0.4	FORESTRY AND WOODCUTTING .. ..	4,266	298	2,326	172	1,940	126
0.40	Planting, replanting and conservation of forests (including forest officers, rangers and guards)	1,639	61	1,039	54	600	7
0.41	Charcoal burners .. ..	617	69	596	67	21	2
0.42	Collectors of forest produce and lac .. ..	191	33	126	9	65	24
0.43	Woodcutters .. ..	1,815	109	563	36	1,252	73
0.44	Cowdung makers .. ..	4	26	2	6	2	20
0.5	HUNTING (INCLUDING TRAPPING AND GAME PROPAGATION)	375	21	270	16	105	5
0.6	FISHING .. ..	563	43	365	39	198	4
0.60	Fishing in sea and inland waters including the operation of fish farms and fish hatcheries	563	43	365	39	198	4
<b>DIVISION 1—MINING AND QUARRYING</b> .. ..		<b>22,888</b>	<b>1,091</b>	<b>2,827</b>	<b>302</b>	<b>20,061</b>	<b>789</b>
1.0	NON-METALLIC MINING AND QUARRYING NOT OTHERWISE CLASSIFIED *	196	98	187	97	9	1
1.1	COAL-MINING .. ..	2	..	2	..	..	..
1.2	IRON ORE MINING .. ..	205	5	205	5	..	..

\* Including mining and quarrying of such materials as precious and semi-precious stones, asbestos, gypsum, sulphur, asphalt, bitumen.

## Index of Non-Agricultural Occupations, Mysore State—contd.

Group Code No.	Description	Total		Rural		Urban	
		Males	Females	Males	Females	Males	Females
1	2	3	4	5	6	7	8
1.3	METAL MINING EXCEPT IRON ORE MINING ..	20,537	694	673	50	19,864	644
1.31	Gold .. .. .	20,404	667	555	23	19,849	644
1.33	Manganese .. .. .	86	25	80	25	6	..
1.34	Tin and wolfram .. .. .	3	..	3	..	..	..
1.30	Other metallic minerals .. .. .	44	2	35	2	9	..
1.4	CRUDE PETROLEUM AND NATURAL GAS .. .. .	8	1	1	1	7	..
1.5	STONE QUARRYING, CLAY AND SAND: BITS .. .. .	1,820	266	1,671	126	149	140
1.6	MICA .. .. .	28	3	28	3	2	..
1.7	SALT, SALTPETRE AND SALINE SUBSTANCES .. .. .	92	24	62	20	30	4
DIVISION 2—PROCESSING AND MANUFACTURE— FOODSTUFFS, TEXTILES, LEATHER AND PRODUCTS THEREOF		94,757	9,991	28,301	3,487	66,456	6,504
2.0	FOOD INDUSTRIES OTHERWISE UNCLASSIFIED .. .. .	2,748	278	140	11	2,608	267
2.01	Canning and preservation of fruits and vegetables .. .. .	57	4	5	2	52	2
2.02	Canning and preservation of fish .. .. .	35	9	34	..	6	9
2.03	Slaughter, preparation and preservation of meat .. .. .	821	8	36	..	785	8
2.00	Other food industries .. .. .	1,835	257	65	9	1,770	248
2.1	GRAINS AND PULSES .. .. .	3,313	393	716	168	2,597	225
2.11	Hand pounders of rice and other persons engaged in manual dehusking and flour grinding .. .. .	356	135	135	67	221	68
2.12	Millers of cereals and pulses .. .. .	2,420	208	547	97	1,873	111
2.13	Grain parchers and makers of blended and prepared flour and other cereal and pulse preparations .. .. .	277	20	9	..	268	20
2.10	Other processes of grains and pulses .. .. .	260	30	25	4	235	26
2.2	VEGETABLE OIL AND DAIRY PRODUCTS .. .. .	2,585	503	986	149	1,579	354
2.21	Vegetable oil processors and refiners .. .. .	1,903	395	681	131	1,222	264
2.22	Manufacturers of hydrogenated oils .. .. .	198	48	73	4	125	44
2.23	Makers of butter, cheese, ghee and other dairy pro- ducts .. .. .	464	60	232	14	232	46
2.3	SUGAR INDUSTRIES .. .. .	1,649	54	767	18	882	36
2.31	Gur manufacture .. .. .	65	1	44	..	21	1
2.30	Other manufactures and refining of raw sugar, syrup and granulated or clarified sugar from sugar- cane or from sugar beets .. .. .	1,584	53	723	18	861	35
2.4	BEVERAGES .. .. .	2,569	58	1,659	42	910	16
2.41	Brewers and distillers .. .. .	76	1	20	..	56	1
2.42	Toddy drawers .. .. .	1,681	41	1,603	40	78	1
2.43	Ice manufacturers .. .. .	48	7	3	..	45	7
2.40	Manufacture of aerated and mineral waters and other beverages .. .. .	764	9	33	2	731	7
2.5	TOBACCO .. .. .	9,101	1,043	1,295	100	7,806	943
2.51	Manufacture of bidis .. .. .	7,108	730	902	172	6,206	558
2.50	Manufacture of tobacco products (other than bidis) such as cigarettes, cigars, cheroots and snuff .. .. .	1,993	313	393	27	1,600	385

## Index of Non-Agricultural Occupations, Mysore State—contd.

Group Code No.	Description	Total		Rural		Urban	
		Males	Females	Males	Females	Males	Females
1	2	3	4	5	6	7	8
2.6	<b>COTTON TEXTILES</b>	32,932	4,080	10,386	1,500	22,606	2,580
2.61	Cotton ginning, cleaning and pressing	5,364	1,159	160	51	5,204	1,108
2.62	Cotton spinning, sizing and weaving	26,713	2,875	9,797	1,408	16,916	1,467
2.63	Cotton dyeing, bleaching, printing, preparation and sponging	915	46	429	41	486	5
2.7	<b>WEARING APPAREL (EXCEPT FOOTWEAR) AND MADE-UP TEXTILE GOODS</b>	18,197	982	4,576	301	13,621	681
2.71	Tailors, milliners, dress-makers and darners	17,614	786	4,485	274	13,129	512
2.72	Manufacturers of hosiery, embroiderers, makers of crepe, lace and fringes	113	172	31	23	82	149
2.73	Fur dressers and dyers	46	3	..	..	46	3
2.74	Hat-makers and makers of other articles of wear from textiles	187	12	1	..	186	12
2.75	Manufacture of house furnishing textiles	68	3	37	2	31	1
2.76	Tent makers	42	..	1	..	41	..
2.70	Makers of other made-up textile goods including umbrellas	127	6	21	2	106	4
2.8	<b>TEXTILE INDUSTRIES OTHERWISE UNCLASSIFIED</b>	16,207	2,089	4,984	715	11,223	1,374
2.81	Jute pressing, baling, spinning and weaving	38	9	20	6	18	3
2.82	Woolen spinning and weaving	6,589	638	3,050	395	3,539	243
2.83	Silk reeling, spinning and weaving	7,490	1,120	1,432	192	6,058	928
2.84	Hemp and flax spinning and weaving	3	..	3	..	..	..
2.85	Manufacture of rayon	4	1	4	1	..	..
2.86	Manufacture of rope, twine, string and other related goods from coconut, alces, straw, linseed and hair	381	120	246	70	135	50
2.80	All other textile industries including artificial leather and cloth	1,702	201	229	51	1,473	150
2.9	<b>LEATHER, LEATHER PRODUCTS AND FOOTWEAR</b>	5,416	511	2,792	334	2,624	127
2.91	Tanners and all other workers in leather	1,835	246	1,329	238	506	8
2.92	Cobblers and all other makers and repairers of boots, shoes, sandals and clogs	3,500	259	1,413	141	2,087	118
2.90	Makers and repairers of all other leather products	81	6	50	5	31	1
<b>DIVISION 3—PROCESSING AND MANUFACTURE—METALS, CHEMICALS AND PRODUCTS THEREOF</b>		43,521	2,225	10,704	716	32,817	1,509
3.0	<b>MANUFACTURE OF METAL PRODUCTS, OTHERWISE UNCLASSIFIED</b>	11,858	328	6,173	253	5,685	75
3.01	Blacksmiths and other workers in iron and makers of implements	7,922	230	4,475	185	3,447	45
3.02	Workers in copper, brass and bell metal	2,023	18	1,134	13	889	5
3.03	Workers in other metals	1,777	71	537	54	1,240	17
3.04	Cutlers and surgical and veterinary instrument makers	67	9	7	1	60	8
3.05	Workers in mints, die sinkers, etc...	28	..	3	..	25	..
3.06	Makers of arms, guns, etc., including workers in ordnance factories	41	..	17	..	24	..
3.1	<b>IRON AND STEEL (BASIC MANUFACTURE)</b>	5,016	368	379	212	4,637	156
3.2	<b>NON-FERROUS METALS (BASIC MANUFACTURE)</b>	18	1	9	..	9	1
3.3	<b>TRANSPORT EQUIPMENT</b>	14,229	221	2,416	56	11,873	165
3.31	Building and repairing of ships and boats	5	1	5	1	..	..
3.32	Manufacture, assembly and repair of railway equipment, motor vehicles and bicycles	5,386	51	434	9	4,952	42
3.33	Manufacture of aircraft	8,359	158	1,803	44	6,556	114
3.34	Coach builders and makers of carriages, paliki, rikshaw and wheelwrights	408	7	152	2	256	5
3.30	Manufacture of all other transport equipment	131	4	22	..	109	4

## Index of Non-Agricultural Occupations, Mysore State—contd.

Group Code No.	Description	Total		Rural		Urban	
		Males	Females	Males	Females	Males	Females
1	2	3	4	5	6	7	8
3.4	ELECTRICAL MACHINERY, APPARATUS, APPLIANCES AND SUPPLIES	2,698	112	823	30	1,875	82
3.41	Manufacture of electric lamps	116	25	59	1	57	24
3.42	Manufacture of electric fans and other accessories	162	1	..	1	162	..
3.43	Manufacture of electric wire and cable	2	..	..	..	2	..
3.40	Manufacture of electrical generating, transmission and distribution apparatus; electrical household appliances other than lights and fans; electrical equipment for motor vehicles, aircraft and railway locomotives and cars; communication equipment including radios, phonographs, electric batteries, etc.	2,418	86	764	28	1,654	58
3.5	MACHINERY (OTHER THAN ELECTRICAL MACHINERY) INCLUDING ENGINEERING WORKSHOPS	6,858	106	481	7	6,377	99
3.6	BASIC INDUSTRIAL CHEMICALS, FERTILIZERS AND POWER ALCOHOL	497	50	226	14	271	36
3.61	Manufacture of basic industrial chemicals such as acids, alkali salts	103	12	39	3	64	9
3.62	Dyes, explosives and fireworks	129	28	17	2	112	26
3.63	Synthetic resins and other plastic materials (including synthetic fibres and synthetic rubber)	1	..	..	..	1	..
3.64	Chemical fertilizers	263	10	169	9	94	1
3.65	Power alcohol	1	..	1	..	..	..
3.7	MEDICAL AND PHARMACEUTICAL PREPARATIONS	66	7	16	6	50	1
3.8	MANUFACTURE OF CHEMICAL PRODUCTS OTHERWISE UNCLASSIFIED	2,221	1,032	181	138	2,040	894
3.81	Manufacture of perfumes, cosmetics and other toilet preparations	1,038	861	56	114	982	747
3.82	Soaps and other washing and cleaning compounds	615	44	54	3	561	41
3.83	Paints, varnishes, lacquers and polishes	147	4	22	..	125	4
3.84	Ink	6	..	3	..	3	..
3.85	Matches	228	37	1	5	227	32
3.86	Candle	48	2	8	2	40	..
3.87	Starch	2	..	1	..	1	..
3.80	Other chemical products	137	84	36	14	101	70
	<b>DIVISION 4—PROCESSING AND MANUFACTURE—NOT ELSEWHERE SPECIFIED</b>	<b>47,927</b>	<b>3,357</b>	<b>23,469</b>	<b>1,896</b>	<b>24,458</b>	<b>1,461</b>
4.0	Manufacturing industries otherwise unclassified	13,995	393	7,372	238	6,623	155
4.01	Manufacture of professional scientific and controlling instruments (but not including cutlery, surgical or veterinary instruments)	4	1	3	..	1	1
4.02	Photographic and optical goods	16	1	..	..	16	1
4.03	Repair and manufacture of watches and clocks	447	8	24	1	423	7
4.04	Workers in precious stones, precious metals and makers of jewellery and ornaments	12,259	264	7,016	193	5,243	66
4.05	Manufacture of musical instruments and appliances	109	1	19	..	90	1
4.06	Stationery articles other than paper and paper products	58	7	24	6	34	1
4.07	Makers of plastic and celluloid articles other than rayon	34	21	..	..	34	21
4.08	Sports goods makers	14	1	..	..	14	1
4.09	Toy makers	455	36	75	3	380	33
4.00	Other miscellaneous manufacturing industries including bone, ivory, horn, shell, etc.	599	53	211	30	388	23
4.1	PRODUCTS OF PETROLEUM AND COAL	1	..	..	..	1	..
4.10	Other manufactures of products from petroleum and coal	1	..	..	..	1	..
4.2	BRICKS, TILES AND OTHER STRUCTURAL CLAY PRODUCTS	2,201	487	850	113	1,211	330

## Index of Non-Agricultural Occupations, Mysore State—contd.

Group Code No.	Description	Total		Rural		Urban	
		Males	Females	Males	Females	Males	Females
1	2	3	4	5	6	7	8
4.3	CEMENT—CEMENT PIPES AND OTHER CEMENT PRODUCTS	148	11	7	4	141	7
4.4	NON-METALLIC MINERAL PRODUCTS	6,570	979	4,913	774	1,657	205
4.41	Potters and makers of earthenware	5,243	844	4,313	704	930	140
4.42	Makers of porcelain and crockery	535	64	266	35	269	29
4.43	Glass bangles, glass beads, glass necklaces, etc.	331	11	79	7	252	4
4.44	Makers of other glass and crystalware	227	33	176	26	51	7
4.40	Makers of other miscellaneous non-metallic mineral products	234	27	79	2	155	25
4.5	RUBBER PRODUCTS	23	..	1	..	22	..
4.6	WOOD AND WOOD PRODUCTS OTHER THAN FURNITURE AND FIXTURES	20,573	1,862	9,782	718	10,791	644
4.61	Sawyers	2,083	23	992	17	1,091	6
4.62	Carpenters, turners and joiners	14,391	209	6,256	125	8,135	84
4.63	Veneer and plywood makers and splint makers	264	9	127	5	137	4
4.64	Basket makers	2,979	767	1,973	402	1,006	365
4.65	Photo-frame works	42	..	6	..	36	..
4.60	Other industries of woody materials including leaves but not including furniture or fixtures	814	354	428	169	386	185
4.7	FURNITURE AND FIXTURES	146	11	22	8	124	3
4.8	PAPER AND PAPER PRODUCTS	1,408	40	289	4	1,119	36
4.9	PRINTING AND ALLIED INDUSTRIES	2,862	74	93	2	2,769	72
4.91	Printers, lithographers and engravers	2,256	40	83	..	2,173	40
4.92	Book binders and stitchers	606	34	10	2	596	32
DIVISION 5—CONSTRUCTION AND UTILITIES		55,884	7,327	28,262	3,152	32,622	4,175
5.0	CONSTRUCTION AND MAINTENANCE OF WORKS—OTHERWISE UNCLASSIFIED	4,032	1,390	2,939	1,239	1,093	151
5.1	CONSTRUCTION AND MAINTENANCE—BUILDINGS	32,851	3,261	12,542	1,149	20,309	2,112
5.11	Masons and bricklayers	17,777	1,671	3,912	274	13,865	1,397
5.12	Stone-cutters and dressers	6,893	660	4,851	442	2,042	218
5.13	Painters and house decorators	988	5	69	1	919	4
5.10	Other persons engaged in the construction or maintenance of buildings other than buildings made of bamboo or similar materials	7,193	925	3,734	432	3,459	493
5.2	CONSTRUCTION AND MAINTENANCE—ROADS, BRIDGES, AND OTHER TRANSPORT WORKS	4,396	410	2,538	290	1,858	120
5.3	CONSTRUCTION AND MAINTENANCE—TELEGRAPH AND TELEPHONE LINES	68	30	7	..	61	30
5.4	CONSTRUCTION AND MAINTENANCE OPERATIONS—IRRIGATION AND OTHER AGRICULTURAL WORKS	2,499	369	1,898	292	601	77
5.5	WORKS AND SERVICES—ELECTRIC POWER AND GAS SUPPLY	6,358	42	2,019	19	4,339	23
5.51	Electric Supply	6,346	42	2,007	19	4,339	23
5.52	Gas supply	12	..	12	..	..	..
5.6	WORKS AND SERVICES—DOMESTIC AND INDUSTRIAL WATER SUPPLY	767	120	230	2	537	118
5.7	SANITARY WORKS AND SERVICES—INCLUDING SCAVENGERS	4,913	1,705	1,089	161	3,824	1,544



## Index of Non-Agricultural Occupations, Mysore State—contd.

Group Code No.	Description	Total		Rural		Urban	
		Males	Females	Males	Females	Males	Females
1	2	3	4	5	6	7	8
<b>DIVISION 6—COMMERCE</b>		<b>108,045</b>	<b>14,348</b>	<b>26,308</b>	<b>6,558</b>	<b>81,737</b>	<b>7,790</b>
6.0	RETAIL TRADE OTHERWISE UNCLASSIFIED .. .. .	45,805	5,484	11,399	3,159	34,406	2,325
6.01	Hawkers and street vendors otherwise unclassified ..	2,386	595	660	252	1,726	343
6.02	Dealers in drugs and other chemical stores .. .. .	881	38	81	16	600	22
6.03	Publishers, booksellers and stationers .. .. .	1,061	42	94	21	967	21
6.00	General storekeepers, shop-keepers and persons employed in shops otherwise unclassified	41,677	4,809	10,564	2,870	31,113	1,939
6.1	RETAIL TRADE IN FOODSTUFFS (INCLUDING BEVERAGES AND NARCOTICS)	34,800	7,581	10,680	3,057	24,120	4,524
6.11	Retail dealers in grain and pulses; sweetmeats, sugar and spices, dairy products, eggs and poultry; animals for food; fodder for animals; other foodstuffs, vegetables and fruits	27,474	6,593	8,460	2,362	19,014	4,231
6.12	Vendors of wine, liquors, aerated waters and ice in shops	1,184	76	337	52	847	24
6.13	Retail dealers in tobacco, opium and ganja .. .. .	871	69	207	20	664	49
6.14	Hawkers and street vendors of drink and foodstuffs ..	564	98	61	57	503	41
6.15	Retail dealers in pan, bidis and cigarettes .. .. .	4,605	745	1,513	566	3,092	179
6.10	All other retail trades .. .. .	102	..	102	..	..	..
6.2	RETAIL TRADE IN FUEL (INCLUDING PETROL) .. .. .	3,662	460	549	125	3,113	335
6.21	Petroleum distributors .. .. .	409	17	4	..	405	17
6.20	Retail dealers (including hawkers and street vendors) in firewood, charcoal, coal, cowdung and all other fuel except petroleum	3,253	443	545	125	2,708	318
6.3	RETAIL TRADE IN TEXTILE AND LEATHER GOODS INCLUDING HAWKERS AND STREET VENDORS	10,849	268	2,574	110	8,275	158
6.4	WHOLESALE TRADE IN FOODSTUFFS .. .. .	3,093	180	384	48	2,709	132
6.5	WHOLESALE TRADE IN COMMODITIES OTHER THAN FOODSTUFFS	3,982	182	293	82	3,689	150
6.6	REAL ESTATE .. .. .	191	22	7	3	184	20
	House and estate agents and rent collectors except agricultural land						
6.7	INSURANCE .. .. .	1,187	32	27	3	1,160	29
	Insurance agents, and other persons connected with insurance business						
6.8	MONEYLENDING, BANKING AND OTHER FINANCIAL BUSINESS	4,476	139	395	22	4,081	117
<b>DIVISION 7—TRANSPORT, STORAGE AND COMMUNICATIONS</b>		<b>27,953</b>	<b>385</b>	<b>3,705</b>	<b>44</b>	<b>24,248</b>	<b>341</b>
7.0	TRANSPORT AND COMMUNICATIONS OTHERWISE UNCLASSIFIED AND INCIDENTAL SERVICES	3	..	3	..	..	..
7.1	TRANSPORT BY ROAD .. .. .	18,690	175	2,055	31	16,635	144
7.2	TRANSPORT BY WATER .. .. .	86	6	54	4	32	2
7.3	TRANSPORT BY AIR .. .. .	140	6	35	..	105	6
7.4	RAILWAY TRANSPORT .. .. .	5,934	83	1,125	7	4,809	81
	Railway employees of all kinds except those employed on construction works						

## Index of Non-Agricultural Occupations, Mysore State—contd.

Group Code No.	Description	Total		Rural		Urban	
		Males	Females	Males	Females	Males	Females
1	2	3	4	5	6	7	8
7.5	STORAGE AND WAREHOUSING .. .. .	14	..	11	..	3	..
7.6	POSTAL SERVICES .. .. .	2,477	34	369	2	2,108	32
7.7	TELEGRAPH SERVICES .. .. .	270	13	13	..	257	13
7.8	TELEPHONE SERVICES .. .. .	295	53	28	..	267	53
7.9	WIRELESS SERVICES .. .. .	44	..	2	..	42	..
DIVISION 8—HEALTH, EDUCATION AND PUBLIC ADMINISTRATION		104,540	8,101	36,218	1,525	68,322	6,576
8.1	MEDICAL AND OTHER HEALTH SERVICES .. .. .	7,551	2,809	2,238	463	5,313	2,346
8.11	Registered medical practitioners .. .. .	1,206	201	359	15	847	186
8.12	Vaids, hakims and other persons practising medicine without being registered	1,978	79	608	24	1,370	55
8.13	Dentists .. .. .	52	8	..	..	52	8
8.14	Midwives .. .. .	..	599	..	284	..	315
8.15	Vaccinators .. .. .	90	30	14	..	76	30
8.16	Compounders .. .. .	649	123	212	9	437	119
8.17	Nurses .. .. .	195	950	3	30	192	920
8.18	Veterinary services .. .. .	47	5	24	5	23	..
8.10	All other persons employed in hospitals or other public or private establishments rendering medical or health services ; but not including scavengers or other sanitary staff	3,334	809	1,018	96	2,316	713
8.2	EDUCATIONAL SERVICES AND RESEARCH .. .. .	27,987	4,211	14,247	627	13,740	3,584
8.21	Professors, lecturers, teachers and research workers employed in universities, colleges and research institutions	3,847	780	1,043	23	2,804	737
8.22	All other professors, lecturers and teachers .. .. .	19,121	2,932	11,582	530	7,539	2,402
8.20	Managers, clerks and servants of educational institutions including libraries and museums	5,019	519	1,622	74	3,397	445
8.4	POLICE (OTHER THAN VILLAGE WATCHMEN) .. .. .	11,878	..	2,134	..	9,744	..
8.5	VILLAGE OFFICERS AND SERVANTS INCLUDING VILLAGE WATCHMEN	4,908	279	3,894	270	1,012	9
8.6	EMPLOYEES OF MUNICIPALITIES AND LOCAL BOARDS .. .. .	4,429	273	393	22	4,036	251
8.7	EMPLOYEES OF STATE GOVERNMENTS .. .. .	30,268	323	8,461	58	21,805	270
8.8	EMPLOYEES OF THE UNION GOVERNMENT .. .. .	17,377	199	4,846	85	12,531	114
8.9	EMPLOYEES OF NON-INDIAN GOVERNMENTS .. .. .	146	2	5	..	141	2
DIVISION 9—SERVICES NOT ELSEWHERE SPECIFIED		119,444	34,720	45,610	17,743	73,834	16,977
9.0	SERVICES OTHERWISE UNCLASSIFIED .. .. .	55,430	25,122	26,290	14,734	29,140	10,388
9.1	DOMESTIC SERVICES .. .. .	14,458	5,706	2,218	888	12,240	4,818
9.11	Private motor drivers and cleaners .. .. .	1,652	44	153	12	1,499	32
9.12	Cooks .. .. .	3,801	1,440	621	119	3,180	1,321
9.13	Gardeners .. .. .	1,325	182	141	12	1,184	170
9.10	Other domestic servants .. .. .	7,680	4,040	1,303	745	6,377	3,295
9.2	BARBERS AND BEAUTY SHOPS .. .. . Barbers, hairdressers and wig makers, tattooers, shampooers and bathhouses	8,545	134	4,416	102	4,129	32

## Index of Non-Agricultural Occupations, Mysore State—concl'd.

Group Code	Description	Total		Rural		Urban	
		Males	Females	Males	Females	Males	Females
1	2	3	4	5	6	7	8
9.3	LAUNDRIES AND LAUNDRY SERVICES .. .. .	9,013	1,853	5,495	1,269	3,518	584
9.4	HOTELS, RESTAURANTS AND EATING HOUSES .. .. .	16,789	504	2,519	219	14,270	285
9.5	RECREATION SERVICES .. .. . Production and distribution of motion pictures and the operation of cinemas and allied services managers and employees of theatres, opera com- panies, etc., musicians, actors, dancers, conjurers, acrobats, reciters, exhibitors of curiosi- ties, wild animals radio broadcasting studios	5,244	260	1,230	117	3,954	143
9.6	LEGAL AND BUSINESS SERVICES .. .. .	3,363	639	455	185	2,908	454
9.61	Lawyers of all kinds .. .. .	1,204	12	22	1	1,182	11
9.62	Clerks of lawyers, petition writers, etc. .. .. .	382	..	57	..	325	..
9.63	Architects, surveyors, engineers and their employees (not being state servants) .. .. .	399	58	106	2	293	56
9.64	Public scribes, stenographers, accountants, auditors .. .. .	439	383	10	2	429	381
9.65	Managers, clerks, servants and employees of trade associations, etc. .. .. .	939	186	260	180	679	6
9.7	ARTS, LETTERS AND JOURNALISM .. .. .	724	20	41	3	683	17
9.71	Artists, sculptors and image makers .. .. .	255	14	30	2	225	12
9.72	Authors, editors and journalists .. .. .	239	4	6	..	233	4
9.73	Photographers .. .. .	230	2	5	1	225	1
9.8	RELIGIOUS, CHARITABLE AND WELFARE SERVICES .. .. .	5,878	482	2,886	226	2,992	256
9.81	Priests, ministers, monks, nuns, sadhus, religious mendicants and other religious workers .. .. .	5,370	314	2,727	192	2,643	122
9.82	Servants in religious edifices, burial and burning grounds, etc. .. .. .	316	88	61	3	255	85
9.83	Managers and employees of organisations and insti- tutions rendering charitable and other welfare services .. .. .	192	80	98	31	94	49
UNECONOMIC GROUP .. .. .		15,227	4,600	3,758	1,741	11,469	2,859
(i)	Income from non-agricultural property .. .. .	1,878	1,493	254	146	1,624	1,347
(ii)	Persons living principally on pensions, remittances, etc. .. .. .	7,600	1,020	736	280	6,864	740
(iii)	Inmates of jails and asylums .. .. .	220	3	..	..	220	3
	Charitable institutions .. .. .	13	23	..	..	13	23
(iv)	Beggars, vagrants, etc. .. .. .	4,224	1,903	2,710	1,258	1,514	645
(v)	All other persons living principally on income derived from non-productive activities .. .. .	1,292	158	58	57	1,234	101

### APPENDIX III

#### SMALL INDUSTRIAL ESTABLISHMENTS

The facts gathered at the CENSUS OF SMALL INDUSTRIAL ESTABLISHMENTS conducted shortly after the population census have been sifted and presented in the three Tables which together constitute this Appendix.

2. The abbreviations P.T. and W.T. in the Tables stand respectively for part-time and whole-time.

3. Establishments working for nine months and more in the year are treated as Perennial while those working for shorter periods are treated as Seasonal.

4. Persons aged below 18 years are shown as boys and girls and persons aged 18 and over are shown as men and women.

I—Distribution of small industrial establishments

State, City and District	Total No. of establish- ments	No. of non-textile establishments		No. of textile establishments		No. of looms in textile establishments				
		Perennial	Seasonal	Perennial	Seasonal	Total	Cotton	Silk	Wool	Others
1	2	3	4	5	6	7	8	9	10	11..
<b>MYSORE STATE</b>	<b>116,649</b>	<b>68,047</b>	<b>16,577</b>	<b>25,368</b>	<b>8,659</b>	<b>37,097</b>	<b>23,054</b>	<b>5,609</b>	<b>7,337</b>	<b>1,097</b>
Bangalore Corporation	6,659	4,750	69	1,809	31	3,817	112	3,396	120	189
Bangalore	16,402	9,013	3,239	3,698	452	5,733	3,676	1,387	417	253
K. G. F. City	773	712	33	15	18	24	16	..	8	..
Kolar	13,946	7,186	2,774	2,816	1,170	3,816	2,622	137	872	185
Tumkur	14,042	6,390	1,921	4,227	1,504	6,821	4,032	264	2,436	89
Mysore City	3,306	2,792	231	283	..	571	559	10	..	2
Mysore	19,002	12,029	2,649	2,555	1,769	2,060	1,436	138	305	181
Mandya	10,509	4,610	2,578	2,681	640	4,247	3,652	14	478	103
Chitaldrug	13,458	6,967	745	4,950	796	6,805	4,464	188	2,090	63
Hassan	7,124	4,280	941	1,332	571	2,284	1,790	16	461	17
Chikmagalur	3,520	2,423	541	358	198	318	187	1	130	..
Shimoga	7,903	4,895	856	642	1,510	601	508	58	20	15
<b>MYSORE STATE RURAL</b>	<b>88,518</b>	<b>46,166</b>	<b>15,736</b>	<b>18,336</b>	<b>8,280</b>	<b>23,988</b>	<b>15,742</b>	<b>926</b>	<b>6,563</b>	<b>757</b>
Bangalore	13,847	8,007	3,202	2,241	397	2,943	1,913	379	398	253
Kolar	12,022	5,804	2,704	2,356	1,158	3,411	2,355	101	772	183
Tumkur	12,101	5,325	1,868	3,485	1,423	5,451	2,981	210	2,171	89
Mysore	16,813	10,373	2,619	2,112	1,709	1,278	881	134	216	47
Mandya	9,124	3,716	2,548	2,251	609	3,315	2,732	6	478	99
Chitaldrug	10,715	5,324	701	3,952	738	5,014	2,997	33	1,926	58
Hassan	5,585	3,110	861	1,045	569	1,710	1,237	4	452	17
Chikmagalur	2,453	1,485	449	341	178	293	162	1	130	..
Shimoga	5,858	3,022	784	553	1,499	573	484	58	20	11
<b>MYSORE STATE URBAN</b>	<b>28,131</b>	<b>19,881</b>	<b>841</b>	<b>7,030</b>	<b>379</b>	<b>13,109</b>	<b>7,312</b>	<b>4,683</b>	<b>774</b>	<b>340</b>
Bangalore Corporation	6,659	4,750	69	1,809	31	3,817	112	3,396	120	189
Bangalore	2,555	1,006	37	1,457	55	2,790	1,763	1,008	19	..
K. G. F. City	778	712	33	15	18	24	16	..	8	..
Kolar	1,924	1,382	70	460	12	405	267	36	100	2
Tumkur	1,941	1,065	53	742	81	1,370	1,051	54	265	..
Mysore City	3,306	2,792	231	283	..	571	559	10	..	2
Mysore	2,189	1,656	30	443	60	782	555	4	89	134
Mandya	1,385	894	30	430	31	932	920	8	..	4
Chitaldrug	2,743	1,643	44	998	58	1,791	1,467	155	164	5
Hassan	1,539	1,170	80	287	2	574	553	12	9	..
Chikmagalur	1,067	938	92	17	20	25	25	..	..	..
Shimoga	2,045	1,873	72	89	11	28	24	..	..	4

## I—Distribution of small industrial establishments

District or Taluk	Total No. of establish- ments	No. of non-textile establishments		No. of textile establishments		No. of looms in textile establishments				
		Perennial	Seasonal	Perennial	Seasonal	Total	Cotton	Silk	Wool	Others
<b>BANGALORE DISTRICT</b>	<b>16,402</b>	<b>9,013</b>	<b>3,239</b>	<b>3,698</b>	<b>452</b>	<b>5,733</b>	<b>3,676</b>	<b>1,387</b>	<b>417</b>	<b>253</b>
Bangalore North ..	686	431	78	158	19	435	337	71	27	..
Bangalore South ..	816	522	97	145	52	280	169	38	33	40
Hoskote ..	2,166	1,100	519	500	47	718	612	23	70	13
Devanhalli ..	2,452	1,097	1,112	223	20	377	248	103	26	..
Dodballapur ..	1,295	480	102	648	65	1,209	838	295	60	16
Nelamangala ..	764	420	187	116	41	293	82	104	14	93
Magadi ..	1,066	552	200	263	51	488	113	316	41	18
Channapatna ..	1,419	1,104	12	292	11	139	33	28	58	20
Ramanagaram ..	700	449	139	102	10	14	10	..	3	1
Kankanhalli ..	3,801	2,376	733	605	87	426	283	95	5	43
Anekal ..	1,237	482	60	646	49	1,354	951	314	80	9
<b>BANGALORE DISTRICT RURAL</b>	<b>13,847</b>	<b>8,007</b>	<b>3,202</b>	<b>2,241</b>	<b>397</b>	<b>2,943</b>	<b>1,913</b>	<b>379</b>	<b>398</b>	<b>253</b>
Bangalore North ..	566	388	78	83	17	209	140	42	27	..
Bangalore South ..	816	522	97	145	52	280	169	38	33	40
Hoskote ..	2,091	1,032	514	498	47	718	612	23	70	13
Devanhalli ..	2,285	1,010	1,094	162	19	282	208	48	26	..
Dodballapur ..	626	376	102	83	65	155	68	11	60	16
Nelamangala ..	654	369	184	61	40	187	67	13	14	93
Magadi ..	862	480	200	131	51	243	70	120	35	18
Channapatna ..	1,059	780	12	257	10	108	29	2	57	20
Ramanagaram ..	575	415	139	11	10	10	6	..	3	1
Kankanhalli ..	3,497	2,274	731	450	42	94	27	19	5	43
Anekal ..	816	361	51	360	44	657	517	63	68	9
<b>BANGALORE DISTRICT URBAN</b>	<b>2,555</b>	<b>1,006</b>	<b>37</b>	<b>1,457</b>	<b>55</b>	<b>2,790</b>	<b>1,763</b>	<b>1,008</b>	<b>19</b>	<b>..</b>
Bangalore North ..	120	43	..	75	2	226	197	29	..	..
Bangalore South ..	..	..	..	..	..	..	..	..	..	..
Hoskote ..	75	68	5	2	..	..	..	..	..	..
Devanhalli ..	167	87	18	61	1	95	40	55	..	..
Dodballapur ..	669	104	..	565	..	1,054	770	284	..	..
Nelamangala ..	110	51	3	55	1	106	15	91	..	..
Magadi ..	204	72	..	132	..	245	43	196	6	..
Channapatna ..	360	324	..	35	1	31	4	26	1	..
Ramanagaram ..	125	34	..	91	..	4	4	..	..	..
Kankanhalli ..	304	102	2	155	45	332	256	76	..	..
Anekal ..	421	121	9	286	5	697	434	251	12	..

I—Distribution of small industrial establishments

District or Taluk	Total No. of establishments	No. of non-textile establishments		No. of textile establishments		No. of looms in textile establishments				
		Perennial	Seasonal	Perennial	Seasonal	Total	Cotton	Silk	Wool	Others
<b>KOLAR DISTRICT</b>	<b>13,946</b>	<b>7,186</b>	<b>2,774</b>	<b>2,816</b>	<b>1,170</b>	<b>3,816</b>	<b>2,622</b>	<b>137</b>	<b>872</b>	<b>185</b>
Kolar	1,937	853	606	431	47	474	330	10	133	1
Srinivasa pur	1,213	700	197	259	57	322	303	2	13	4
Mulbagal	1,149	608	227	253	61	246	193	..	38	15
Chintamani	1,315	699	148	281	187	474	239	1	124	110
Sidlaghatta	1,377	364	489	429	95	648	472	63	106	7
Bagepalli	1,111	626	183	120	182	176	147	2	25	2
Gudibanda	307	175	48	49	35	76	54	2	16	4
Goribidnur	1,671	734	204	395	338	645	343	10	285	7
Chikballapur	2,059	1,275	401	294	89	354	272	21	40	21
Malur	935	491	178	208	58	353	239	26	76	12
Bangarpet	872	661	93	97	21	48	30	..	16	2
<b>KOLAR DISTRICT RURAL</b>	<b>12,022</b>	<b>5,804</b>	<b>2,704</b>	<b>2,856</b>	<b>1,158</b>	<b>3,411</b>	<b>2,355</b>	<b>101</b>	<b>772</b>	<b>183</b>
Kolar	1,554	613	602	303	36	317	266	3	47	1
Srinivasa pur	1,084	591	193	243	57	322	303	2	13	4
Mulbagal	1,014	529	226	198	61	238	193	..	30	15
Chintamani	1,063	467	139	270	187	474	239	1	124	110
Sidlaghatta	1,284	359	489	341	95	625	459	54	105	7
Bagepalli	1,074	595	178	119	182	176	147	2	25	2
Gudibanda	241	136	44	26	35	34	13	1	16	4
Goribidnur	1,567	672	168	389	338	633	331	10	285	7
Chikballapur	1,705	1,005	395	217	88	256	197	3	35	21
Malur	831	421	178	174	58	288	177	25	76	10
Bangarpet	605	416	92	76	21	48	30	..	16	2
<b>KOLAR DISTRICT URBAN</b>	<b>1,924</b>	<b>1,382</b>	<b>70</b>	<b>460</b>	<b>12</b>	<b>405</b>	<b>267</b>	<b>86</b>	<b>100</b>	<b>2</b>
Kolar	383	240	4	128	11	157	64	7	86	..
Srinivasa pur	129	109	4	16	..	..	..	..	..	..
Mulbagal	135	79	1	55	..	8	..	..	8	..
Chintamani	252	232	9	11	..	..	..	..	..	..
Sidlaghatta	93	5	..	88	..	23	13	9	1	..
Bagepalli	37	31	5	1	..	..	..	..	..	..
Gudibanda	66	39	4	23	..	42	41	1	..	..
Goribidnur	104	62	36	6	..	12	12	..	..	..
Chikballapur	354	270	6	77	1	98	75	18	5	..
Malur	104	70	..	34	..	65	62	1	..	2
Bangarpet	267	245	1	21	..	..	..	..	..	..

I—Distribution of small industrial establishments

District or Taluk	Total No. of establishments	No. of non-textile establishments		No. of textile establishments		No. of looms in textile establishments				
		Perennial	Seasonal	Perennial	Seasonal	Total	Cotton	Silk	Wool	Others
<b>TUMKUR DISTRICT</b>	<b>14,042</b>	<b>6,390</b>	<b>1,921</b>	<b>4,227</b>	<b>1,504</b>	<b>6,821</b>	<b>4,032</b>	<b>264</b>	<b>2,436</b>	<b>89</b>
Tumkur	1,620	1,146	245	152	77	266	162	41	60	3
Madhugiri	1,592	747	252	210	383	578	235	..	340	3
Koratagere	577	360	114	63	40	145	94	6	34	11
Sira	1,839	448	77	1,003	311	992	152	20	812	8
Pavagada	1,857	638	84	1,039	96	1,701	1,178	..	513	10
Chiknaikanhalli	1,222	439	123	506	154	758	462	28	268	..
Gubbi	1,079	438	105	385	151	766	441	137	181	7
Tiptur	1,285	518	89	522	156	1,033	881	23	111	18
Turuvekere	863	522	103	181	57	331	271	..	53	7
Kunigal	2,108	1,134	729	166	79	251	156	9	64	22
<b>TUMKUR DISTRICT RURAL</b>	<b>12,101</b>	<b>5,325</b>	<b>1,868</b>	<b>3,485</b>	<b>1,423</b>	<b>5,451</b>	<b>2,981</b>	<b>210</b>	<b>2,171</b>	<b>89</b>
Tumkur	1,187	762	242	106	77	187	115	9	60	3
Madhugiri	1,461	638	233	207	383	574	231	..	340	3
Koratagere	517	302	114	61	40	142	93	4	34	11
Sira	1,664	386	77	951	250	951	152	20	771	8
Pavagada	1,540	549	84	811	96	1,216	779	..	427	10
Chiknaikanhalli	888	389	122	223	154	226	88	8	130	..
Gubbi	988	406	95	339	148	674	349	137	181	7
Tiptur	1,193	430	89	518	156	1,015	863	23	111	18
Turuvekere	807	500	103	163	41	331	271	..	53	7
Kunigal	1,856	963	709	106	78	135	40	9	64	22
<b>TUMKUR DISTRICT URBAN</b>	<b>1,941</b>	<b>1,065</b>	<b>53</b>	<b>742</b>	<b>81</b>	<b>1,370</b>	<b>1,051</b>	<b>54</b>	<b>265</b>	<b>..</b>
Tumkur	433	384	3	46	..	79	47	32	..	..
Madhugiri	131	109	19	3	..	4	4	..	..	..
Koratagere	60	58	..	2	..	3	1	2	..	..
Sira	175	62	..	52	61	41	..	..	41	..
Pavagada	317	89	..	228	..	485	399	..	86	..
Chiknaikanhalli	334	50	1	283	..	532	374	20	138	..
Gubbi	91	32	10	46	3	92	92	..	..	..
Tiptur	92	88	..	4	..	18	18	..	..	..
Turuvekere	56	22	..	18	16	..	..	..	..	..
Kunigal	252	171	20	60	1	116	116	..	..	..



I—Distribution of small industrial establishments

District or Taluk	Total No. of establishments	No. of non-textile establishments		No. of textile establishments		No. of looms in textile establishments				
		Perennial	Seasonal	Perennial	Seasonal	Total	Cotton	Silk	Wool	Others
<b>MYSORE DISTRICT</b>	<b>19,002</b>	<b>12,029</b>	<b>2,649</b>	<b>2,555</b>	<b>1,769</b>	<b>2,060</b>	<b>1,436</b>	<b>138</b>	<b>305</b>	<b>181</b>
Mysore	455	216	69	158	12	7	..	..	7	..
Krishnarajnagar	895	566	211	95	23	91	52	..	36	3
Hunsur	760	350	230	85	95	86	35	..	50	1
Periapatna	471	270	132	68	1	15	15	..	..	..
Heggaddevankote	816	455	126	235	..	366	232	..	..	134
Gundlupet	2,912	958	216	632	1,106	380	253	43	84	..
Chamarajnagar	6,181	4,618	648	704	211	393	383	..	10	..
Nanjangud	1,735	914	230	305	286	265	191	1	73	..
T. Narsipur	3,341	2,831	351	125	34	138	50	6	39	43
Yelandur	1,436	851	436	148	1	319	225	88	6	..
<b>MYSORE DISTRICT RURAL</b>	<b>16,813</b>	<b>10,373</b>	<b>2,619</b>	<b>2,112</b>	<b>1,709</b>	<b>1,278</b>	<b>881</b>	<b>134</b>	<b>216</b>	<b>47</b>
Mysore	455	216	69	158	12	7	..	..	7	..
Krishnarajnagar	609	329	196	63	21	44	6	..	35	3
Hunsur	571	210	230	36	95	37	35	..	1	1
Periapatna	410	209	132	68	1	15	15	..	..	..
Heggaddevankote	607	424	125	58	..	58	58	..	..	..
Gundlupet	2,811	896	216	593	1,106	341	253	43	45	..
Chamarajnagar	5,840	4,397	648	642	153	134	124	..	10	..
Nanjangud	1,634	816	230	302	286	265	191	1	73	..
T. Narsipur	2,699	2,212	337	116	34	131	45	4	39	43
Yelandur	1,177	664	436	76	1	246	154	86	6	..
<b>MYSORE DISTRICT URBAN</b>	<b>2,189</b>	<b>1,656</b>	<b>30</b>	<b>443</b>	<b>60</b>	<b>782</b>	<b>555</b>	<b>4</b>	<b>89</b>	<b>134</b>
Mysore	..	..	..	..	..	..	..	..	..	..
Krishnarajnagar	286	237	15	32	2	47	46	..	1	..
Hunsur	189	140	..	49	..	49	..	..	49	..
Periapatna	61	61	..	..	..	..	..	..	..	..
Heggaddevankote	209	31	1	177	..	308	174	..	..	134
Gundlupet	101	62	..	39	..	39	..	..	39	..
Chamarajnagar	341	221	..	62	58	259	259	..	..	..
Nanjangud	101	98	..	3	..	..	..	..	..	..
T. Narsipur	642	619	14	9	..	7	5	2	..	..
Yelandur	259	187	..	72	..	73	71	2	..	..

## I—Distribution of small industrial establishments

District or Taluk	Total No. of establish- ments	No. of non-textile establishments		No. of textile establishments		No. of looms in textile establishments				
		Perennial	Seasonal	Perennial	Seasonal	Total	Cotton	Silk	Wool	Others
<b>MANDYA DISTRICT</b>	<b>10,509</b>	<b>4,610</b>	<b>2,578</b>	<b>2,681</b>	<b>640</b>	<b>4,247</b>	<b>3,652</b>	<b>14</b>	<b>478</b>	<b>103</b>
Mandya	1,857	798	137	733	189	980	882	..	81	17
Srirangapatna	582	318	84	180	..	586	578	..	7	1
Nagamangala	808	424	117	149	118	281	88	..	185	8
Krishnarajpete	1,502	651	299	492	60	941	897	10	28	6
Malvalli	3,141	1,361	1,443	230	107	376	241	2	79	54
Maddur	1,870	495	332	695	148	686	605	2	73	6
Pandavapura	949	563	166	202	18	397	361	..	25	11
<b>MANDYA DISTRICT RURAL</b>	<b>9,124</b>	<b>3,716</b>	<b>2,548</b>	<b>2,251</b>	<b>609</b>	<b>3,315</b>	<b>2,732</b>	<b>6</b>	<b>478</b>	<b>99</b>
Mandya	1,565	589	136	651	189	875	777	..	81	17
Srirangapatna	530	275	84	171	..	543	535	..	7	1
Nagamangala	728	383	111	147	87	215	26	..	185	4
Krishnarajpete	1,259	536	280	383	60	687	651	2	28	6
Malvalli	2,761	1,037	1,442	175	107	261	126	2	79	54
Maddur	1,598	426	331	693	148	685	604	2	73	6
Pandavapura	683	470	164	31	18	49	13	..	25	11
<b>MANDYA DISTRICT URBAN</b>	<b>1,385</b>	<b>894</b>	<b>30</b>	<b>430</b>	<b>31</b>	<b>932</b>	<b>920</b>	<b>8</b>	<b>..</b>	<b>4</b>
Mandya	292	209	1	82	..	105	105	..	..	..
Srirangapatna	52	43	..	9	..	43	43	..	..	..
Nagamangala	80	41	6	2	31	66	62	..	..	4
Krishnarajpete	243	115	19	109	..	254	246	8	..	..
Malvalli	380	324	1	55	..	115	115	..	..	..
Maddur	72	69	1	2	..	1	1	..	..	..
Pandavapura	266	93	2	171	..	349	348	..	..	..

I—Distribution of small industrial establishments

District or Taluk	Total No. of establishments	No. of non-textile establishments		No. of textile establishments		No. of looms in textile establishments				
		Perennial	Seasonal	Perennial	Seasonal	Total	Cotton	Silk	Wool	Others
1	2	3	4	5	6	7	8	9	10	11
<b>CHITALDRUG DISTRICT</b>	<b>13,458</b>	<b>6,967</b>	<b>745</b>	<b>4,950</b>	<b>796</b>	<b>6,805</b>	<b>4,464</b>	<b>188</b>	<b>2,090</b>	<b>63</b>
Chitaldrug	2,035	1,074	133	742	86	674	275	1	390	8
Challakere	3,572	1,740	194	1,505	133	1,571	729	23	818	1
Molakalmuru	1,359	631	71	603	54	1,161	920	49	190	2
Jagalur	689	406	23	148	112	167	102	..	65	..
Davangere	1,565	1,289	62	171	43	255	209	..	46	..
Harihar	685	346	43	288	8	855	697	112	41	5
Holalkere	889	501	48	315	25	565	507	..	58	..
Hosadurga	1,621	604	138	701	178	934	763	3	168	..
Hiriyur	1,043	376	33	477	157	623	262	..	314	47
<b>CHITALDRUG DISTRICT RURAL</b>	<b>10,715</b>	<b>5,324</b>	<b>701</b>	<b>3,952</b>	<b>738</b>	<b>5,014</b>	<b>2,997</b>	<b>33</b>	<b>1,926</b>	<b>58</b>
Chitaldrug	1,411	723	110	505	73	495	206	..	286	3
Challakere	3,464	1,683	194	1,484	103	1,559	729	23	806	1
Molakalmuru	1,059	502	70	343	54	544	345	7	190	2
Jagalur	619	343	22	143	111	163	98	..	65	..
Davangere	627	498	56	38	35	28	9	..	19	..
Harihar	454	221	30	198	5	518	472	..	41	5
Holalkere	821	450	48	298	25	547	507	..	40	..
Hosadurga	1,331	532	138	483	178	542	371	3	168	..
Hiriyur	929	282	33	460	154	618	260	..	311	47
<b>CHITALDRUG DISTRICT URBAN</b>	<b>2,743</b>	<b>1,643</b>	<b>44</b>	<b>998</b>	<b>58</b>	<b>1,791</b>	<b>1,467</b>	<b>155</b>	<b>164</b>	<b>5</b>
Chitaldrug	624	351	23	237	13	179	69	1	104	5
Challakere	108	57	..	21	30	12	..	..	12	..
Molakalmuru	300	39	1	260	..	617	575	42	..	..
Jagalur	70	63	1	5	1	4	4	..	..	..
Davangere	938	791	6	133	8	227	200	..	27	..
Harihar	231	125	13	90	3	337	225	112	..	..
Holalkere	68	51	..	17	..	18	..	..	18	..
Hosadurga	290	72	..	218	..	392	392	..	..	..
Hiriyur	114	94	..	17	3	5	2	..	3	..

## I—Distribution of small industrial establishments

District or Taluk	Total No. of establish- ments	No. of non-textile establishments		No. of textile establishments		No. of looms in textile establishments				
		Perennial	Seasonal	Perennial	Seasonal	Total	Cotton	Silk	Wool	Others
<b>HASSAN DISTRICT</b>	<b>7,124</b>	<b>4,280</b>	<b>941</b>	<b>1,332</b>	<b>571</b>	<b>2,284</b>	<b>1,790</b>	<b>16</b>	<b>461</b>	<b>17</b>
Hassan	717	426	134	100	57	172	143	..	25	4
Alur	166	112	24	30	..	..	..	..	..	..
Arsikere	1,712	1,116	102	210	284	451	247	..	203	1
Belur	519	423	33	44	19	21	21	..	..	..
Manjarabad	669	386	256	8	19	..	..	..	..	..
Arkalgud	1,320	673	106	448	93	810	707	16	87	..
Hole-Narsipur	644	302	13	306	23	579	527	..	52	..
Chennarayapatna	1,377	842	273	186	76	251	145	..	94	12
<b>HASSAN DISTRICT RURAL</b>	<b>5,585</b>	<b>3,110</b>	<b>861</b>	<b>1,045</b>	<b>569</b>	<b>1,710</b>	<b>1,237</b>	<b>4</b>	<b>452</b>	<b>17</b>
Hassan	503	237	129	82	55	152	123	..	25	4
Alur	164	112	23	29	..	..	..	..	..	..
Arsikere	1,471	881	101	205	284	446	242	..	203	1
Belur	394	302	31	42	19	21	21	..	..	..
Manjarabad	586	305	254	8	19	..	..	..	..	..
Arkalgud	1,013	462	93	365	93	674	592	4	78	..
Hole-Narsipur	264	100	13	128	23	167	115	..	52	..
Chennarayapatna	1,190	711	217	186	76	250	144	..	94	12
<b>HASSAN DISTRICT URBAN</b>	<b>1,539</b>	<b>1,170</b>	<b>80</b>	<b>287</b>	<b>2</b>	<b>574</b>	<b>553</b>	<b>12</b>	<b>9</b>	<b>..</b>
Hassan	214	189	5	18	2	20	20	..	..	..
Alur	2	..	1	1	..	..	..	..	..	..
Arsikere	241	235	1	5	..	5	5	..	..	..
Belur	125	121	2	2	..	..	..	..	..	..
Manjarabad	83	81	2	..	..	..	..	..	..	..
Arkalgud	307	211	13	83	..	136	115	12	9	..
Hole-Narsipur	380	202	..	178	..	412	412	..	..	..
Chennarayapatna	187	131	56	..	..	1	1	..	..	..

I—Distribution of small industrial establishments

District or Taluk	Total No. of establishments	No. of non-textile establishments		No. of textile establishments		No. of looms in textile establishments				
		Perennial	Seasonal	Perennial	Seasonal	Total	Cotton	Silk	Wool	Others
1	2	3	4	5	6	7	8	9	10	11
<b>CHIKMAGALUR DISTRICT</b> ..	<b>3,520</b>	<b>2,423</b>	<b>541</b>	<b>358</b>	<b>198</b>	<b>318</b>	<b>187</b>	<b>1</b>	<b>130</b>	..
Chikmagalur ..	792	556	183	32	21	21	3	..	18	..
Kadur ..	1,212	852	94	159	107	71	27	..	44	..
Tarikere ..	939	628	96	163	52	226	157	1	68	..
Koppa ..	180	122	55	2	1	..	..	..	..	..
Narasimharajapura ..	111	71	38	1	1	..	..	..	..	..
Mudgere ..	266	175	74	1	16	..	..	..	..	..
Sringeri ..	20	19	1	..	..	..	..	..	..	..
<b>CHIKMAGALUR DISTRICT RURAL</b>	<b>2,453</b>	<b>1,485</b>	<b>449</b>	<b>341</b>	<b>178</b>	<b>293</b>	<b>162</b>	<b>1</b>	<b>130</b>	..
Chikmagalur ..	550	342	160	27	21	20	2	..	18	..
Kadur ..	886	541	84	154	107	71	27	..	44	..
Tarikere ..	642	388	62	159	33	202	133	1	68	..
Koppa ..	142	88	53	..	1	..	..	..	..	..
Narasimharajapura ..	34	18	16	..	..	..	..	..	..	..
Mudgere ..	196	106	73	1	16	..	..	..	..	..
Sringeri ..	3	2	1	..	..	..	..	..	..	..
<b>CHIKMAGALUR DISTRICT URBAN</b>	<b>1,067</b>	<b>938</b>	<b>92</b>	<b>17</b>	<b>20</b>	<b>25</b>	<b>25</b>	..	..	..
Chikmagalur ..	242	214	23	5	..	1	1	..	..	..
Kadur ..	326	311	10	5	..	..	..	..	..	..
Tarikere ..	297	240	34	4	19	24	24	..	..	..
Koppa ..	38	34	2	2	..	..	..	..	..	..
Narasimharajapura ..	77	53	22	1	1	..	..	..	..	..
Mudgere ..	70	69	1	..	..	..	..	..	..	..
Sringeri ..	17	17	..	..	..	..	..	..	..	..

## I—Distribution of small industrial establishments

District or Taluk	Total No. of establishments	No. of non-textile establishments		No. of textile establishments		No. of looms in textile establishments				
		Perennial	Seasonal	Perennial	Seasonal	Total	Cotton	Silk	Wool	Others
<b>SHIMOGA DISTRICT</b>	<b>7,903</b>	<b>4,895</b>	<b>856</b>	<b>642</b>	<b>1,510</b>	<b>601</b>	<b>508</b>	<b>58</b>	<b>20</b>	<b>15</b>
Shimoga	1,038	882	59	70	27	26	21	1	..	4
Bhadravati	454	374	34	2	44	2	2	..	..	..
Chennagiri	1,289	839	229	134	87	202	189	2	..	11
Honnali	988	629	62	191	106	342	287	55	..	..
Shikarpur	754	663	75	6	10	1	1	..	..	..
Sorab	650	563	83	4	..	6	6	..	..	..
Sagar	1,637	541	126	118	852	22	2	..	20	..
Hosanagar	819	189	135	112	383	..	..	..	..	..
Thirthahalli	274	215	53	5	1	..	..	..	..	..
<b>SHIMOGA DISTRICT RURAL</b>	<b>5,858</b>	<b>3,022</b>	<b>784</b>	<b>553</b>	<b>1,499</b>	<b>573</b>	<b>484</b>	<b>58</b>	<b>20</b>	<b>11</b>
Shimoga	385	290	51	17	27	10	9	1	..	..
Bhadravati	207	141	21	1	44	2	2	..	..	..
Chennagiri	1,174	731	225	131	87	190	177	2	..	11
Honnali	772	423	52	191	106	342	287	55	..	..
Shikarpur	526	463	58	5	..	1	1	..	..	..
Sorab	531	447	81	3	..	6	6	..	..	..
Sagar	1,367	278	125	112	852	22	2	..	20	..
Hosanagar	747	141	130	93	383	..	..	..	..	..
Thirthahalli	149	108	41	..	..	..	..	..	..	..
<b>SHIMOGA DISTRICT URBAN</b>	<b>2,045</b>	<b>1,873</b>	<b>72</b>	<b>89</b>	<b>11</b>	<b>23</b>	<b>24</b>	<b>..</b>	<b>..</b>	<b>4</b>
Shimoga	653	592	8	53	..	16	12	..	..	4
Bhadravati	247	233	13	1	..	..	..	..	..	..
Chennagiri	115	108	4	3	..	12	12	..	..	..
Honnali	216	206	10	..	..	..	..	..	..	..
Shikarpur	228	200	17	1	10	..	..	..	..	..
Sorab	119	116	2	1	..	..	..	..	..	..
Sagar	270	263	1	6	..	..	..	..	..	..
Hosanagar	72	48	5	19	..	..	..	..	..	..
Thirthahalli	125	107	12	5	1	..	..	..	..	..

II—Textile establishments

ALL TEXTILE ESTABLISHMENTS

State, City and District	Total No. of establishments	Number of persons employed													
		Total No.		Males						Females					
				Total		Boys		Men		Total		Girls		Women	
		W.T.	P.T.	W.T.	P.T.	W.T.	P.T.	W.T.	P.T.	W.T.	P.T.	W.T.	P.T.	W.T.	P.T.
		1	2	3	4	5	6	7	8	9	10	11	12	13	14
<b>MYSORE STATE</b>	<b>34,025</b>	<b>85,108</b>	<b>30,608</b>	<b>49,532</b>	<b>11,717</b>	<b>3,763</b>	<b>1,492</b>	<b>45,769</b>	<b>10,225</b>	<b>35,576</b>	<b>18,891</b>	<b>3,648</b>	<b>2,106</b>	<b>31,930</b>	<b>16,785</b>
Bangalore Corporation ..	1,840	6,537	884	5,040	135	264	22	4,776	113	1,497	749	51	10	1,446	739
Bangalore ..	4,150	12,342	2,712	7,790	1,138	439	141	7,351	997	4,552	1,674	389	152	4,163	1,422
K. G. F. City ..	33	42	23	23	12	1	..	22	12	19	11	2	..	17	11
Kolar ..	3,986	8,796	3,558	4,986	1,821	325	145	4,661	1,676	3,810	1,737	294	229	3,516	1,508
Tumkur ..	5,731	15,096	5,728	8,441	2,524	785	500	7,656	2,024	6,655	3,204	826	631	5,829	2,573
Mysore City ..	283	1,102	47	606	13	23	11	583	2	496	34	5	8	491	26
Mysore ..	4,324	8,020	4,935	4,079	1,750	354	221	3,725	1,529	3,941	3,185	378	350	3,563	2,835
Mandya ..	3,321	9,254	2,468	5,305	1,101	432	151	4,873	950	3,949	1,367	427	170	3,522	1,197
Chitaldrug ..	5,746	16,894	3,339	9,325	1,276	922	169	8,403	1,107	7,569	2,063	999	235	6,570	1,828
Hassan ..	1,903	4,485	2,225	2,557	913	135	98	2,422	815	1,928	1,312	170	109	1,758	1,203
Chikmagalur ..	556	997	425	592	203	19	9	573	194	405	222	25	22	380	200
Shimoga ..	2,152	1,543	4,264	788	831	64	25	724	806	755	3,433	80	190	675	3,243
<b>MYSORE STATE RURAL</b>	<b>26,616</b>	<b>60,801</b>	<b>26,368</b>	<b>32,903</b>	<b>10,676</b>	<b>3,065</b>	<b>1,257</b>	<b>29,838</b>	<b>9,419</b>	<b>27,398</b>	<b>15,692</b>	<b>3,220</b>	<b>1,852</b>	<b>24,178</b>	<b>13,840</b>
Bangalore ..	2,638	6,969	1,875	3,959	879	311	89	3,648	790	3,010	996	326	107	2,684	889
Kolar ..	3,514	7,362	3,434	4,150	1,740	309	138	3,841	1,602	3,212	1,694	276	228	2,936	1,466
Tumkur ..	4,908	12,799	5,021	6,987	2,359	746	483	6,241	1,876	5,812	2,662	797	575	5,015	2,087
Mysore ..	3,821	5,884	4,711	3,053	1,653	239	138	2,814	1,515	2,831	3,058	240	278	2,591	2,780
Mandya ..	2,860	7,819	1,836	4,372	893	396	111	3,976	782	3,447	943	391	124	3,056	819
Chitaldrug ..	4,690	13,838	2,761	7,305	1,228	888	169	6,417	1,059	6,533	1,533	952	227	5,581	1,306
Hassan ..	1,614	3,441	2,077	1,939	901	115	95	1,824	806	1,602	1,176	147	103	1,355	1,073
Cnikmagalur ..	519	912	414	530	193	15	9	515	184	382	221	25	22	357	199
Snimoga ..	2,052	1,277	4,239	608	830	46	25	562	805	669	3,409	66	188	603	3,221
<b>MYSORE STATE URBAN</b>	<b>7,409</b>	<b>24,807</b>	<b>4,240</b>	<b>16,629</b>	<b>1,041</b>	<b>698</b>	<b>235</b>	<b>15,931</b>	<b>806</b>	<b>8,178</b>	<b>3,199</b>	<b>426</b>	<b>254</b>	<b>7,752</b>	<b>2,945</b>
Bangalore Corporation ..	1,840	6,537	884	5,040	135	264	22	4,776	113	1,497	749	51	10	1,446	739
Bangalore ..	1,512	5,373	837	3,831	259	128	52	3,703	207	1,542	578	63	45	1,479	533
K. G. F. City ..	33	42	23	23	12	1	..	22	12	19	11	2	..	17	11
Kolar ..	472	1,434	124	836	81	16	7	820	74	598	43	18	1	580	42
Tumkur ..	823	2,297	707	1,454	165	39	17	1,415	148	843	542	29	56	814	486
Mysore City ..	283	1,102	47	606	13	23	11	583	2	496	34	5	8	491	26
Mysore ..	503	2,136	224	1,026	97	115	83	911	14	1,110	127	133	72	972	55
Mandya ..	461	1,435	632	933	208	36	40	897	168	502	424	36	46	466	378
Chitaldrug ..	1,056	3,056	578	2,020	48	34	..	1,986	48	1,036	530	47	8	989	522
Hassan ..	289	1,044	148	618	12	20	3	598	9	426	136	23	6	403	130
Chikmagalur ..	37	85	11	62	10	4	..	58	10	23	1	..	..	23	1
Shimoga ..	100	266	25	180	1	18	..	162	1	86	24	14	2	72	22





II—Textile establishments

COTTON SPINNING, SIZING AND WEAVING

State, City and District	Total No. of establishments	Number of persons employed													
		Total No.		Males						Females					
				Total		Boys		Men		Total		Girls		Women	
		W.T.	P.T.	W.T.	P.T.	W.T.	P.T.	W.T.	P.T.	W.T.	P.T.	W.T.	P.T.	W.T.	P.T.
1	2	3	4	5	6	7	8	9	10	11	12	13	14	15	16
MYSORE STATE ..	14,025	43,339	9,640	25,233	3,670	1,919	740	23,314	2,930	18,106	5,970	1,909	940	16,197	5,030
Bangalore Corporation ..	37	212	..	142	..	22	..	120	..	70	..	..	..	70	..
Bangalore ..	1,886	6,398	891	3,985	300	263	38	3,722	262	2,413	591	211	58	2,202	533
K. G. F. City ..	18	23	19	13	9	1	..	12	9	10	10	2	..	8	10
Kolar ..	1,908	5,027	1,414	2,811	649	203	69	2,608	580	2,216	765	189	122	2,027	643
Tumkur ..	2,239	7,057	1,507	4,141	541	290	213	3,851	328	2,916	966	317	272	2,509	694
Mysore City ..	234	1,011	26	559	11	20	11	539	..	452	15	5	7	447	8
Mysore ..	1,155	2,904	975	1,608	276	82	81	1,526	195	1,296	699	98	95	1,198	604
Mandya ..	2,502	7,779	1,562	4,410	645	404	127	4,006	518	3,369	917	408	146	2,961	771
Chitaldrug ..	2,428	8,235	1,609	4,926	555	463	97	4,463	458	3,309	1,054	454	131	2,855	923
Hassan ..	1,133	3,275	1,336	1,852	525	128	96	1,724	429	1,423	811	155	99	1,268	712
Chikmagalur ..	196	479	45	291	28	2	1	289	27	188	17	12	..	176	17
Shimoga ..	289	939	256	495	131	41	7	454	124	444	125	58	10	386	115
MYSORE STATE RURAL ..	10,680	31,671	7,273	17,616	3,202	1,650	594	15,966	2,608	14,055	4,071	1,703	744	12,352	3,327
Bangalore ..	1,071	3,450	510	1,985	253	197	29	1,788	224	1,465	257	193	35	1,272	222
Kolar ..	1,761	4,624	1,385	2,545	643	200	67	2,345	576	2,079	742	188	122	1,891	620
Tumkur ..	1,822	5,646	1,084	3,163	472	255	198	2,908	274	2,483	612	297	228	2,186	384
Mysore ..	859	1,677	779	975	196	21	15	954	181	702	583	9	31	693	552
Mandya ..	2,057	6,398	936	3,522	443	373	87	3,149	356	2,876	493	373	100	2,503	393
Chitaldrug ..	1,774	6,241	1,077	3,406	525	453	97	2,953	428	2,835	552	442	127	2,393	425
Hassan ..	880	2,310	1,206	1,289	513	112	93	1,177	420	1,021	693	134	93	887	600
Chikmagalur ..	173	427	42	261	26	2	1	259	25	166	16	12	..	154	16
Shimoga ..	283	898	254	470	131	37	7	433	124	428	123	55	8	373	115
MYSORE STATE URBAN ..	3,345	11,668	2,367	7,617	468	269	146	7,348	322	4,051	1,899	206	196	3,845	1,703
Bangalore Corporation ..	37	212	..	142	..	22	..	120	..	70	..	..	..	70	..
Bangalore ..	815	2,948	381	2,000	47	66	9	1,934	38	948	334	18	23	930	311
K. G. F. City ..	18	23	19	13	9	1	..	12	9	10	10	2	..	8	10
Kolar ..	147	403	29	266	6	3	2	263	4	137	23	1	..	136	23
Tumkur ..	417	1,411	423	978	69	35	15	943	54	433	354	20	44	413	310
Mysore City ..	234	1,011	26	559	11	20	11	539	..	452	15	5	7	447	18
Mysore ..	296	1,227	196	633	80	61	66	572	14	594	116	89	64	505	52
Mandya ..	445	1,381	626	888	202	31	40	857	162	493	424	35	46	458	378
Chitaldrug ..	654	1,994	532	1,520	30	10	..	1,510	30	474	502	12	4	462	493
Hassan ..	253	965	130	563	12	16	3	547	9	402	118	21	6	381	112
Chikmagalur ..	23	52	3	30	2	..	..	30	2	22	1	..	..	22	1
Shimoga ..	6	41	2	25	..	4	..	21	..	16	2	3	2	13	..

II—Textile establishments

COTTON DYEING, BLEACHING, PRINTING, PREPARATION AND SPONGING

State, City and District	Total No. of establishments	Number of persons employed													
		Total No.		Males						Females					
				Total		Boys		Men		Total		Girls		Women	
		W.T.	P.T.	W.T.	P.T.	W.T.	P.T.	W.T.	P.T.	W.T.	P.T.	W.T.	P.T.	W.T.	P.T.
1	2	3	4	5	6	7	8	9	10	11	12	13	14	15	16
<b>MYSORE STATE</b>	63	269	1	221	1	19	..	202	1	48	..	8	..	40	..
Bangalore Corporation	21	99	1	87	1	18	..	69	1	12	..	..	..	12	..
Bangalore	12	55	..	28	..	1	..	27	..	27	..	6	..	21	..
K. G. F. City	..	..	..	..	..	..	..	..	..	..	..	..	..	..	..
Kolar	..	..	..	..	..	..	..	..	..	..	..	..	..	..	..
Tumkur	3	6	..	6	..	..	..	6	..	..	..	..	..	..	..
Mysore City	2	4	..	4	..	..	..	4	..	..	..	..	..	..	..
Mysore	2	20	..	20	..	..	..	20	..	..	..	..	..	..	..
Mandya	7	31	..	31	..	..	..	31	..	..	..	..	..	..	..
Chitaldrug	10	36	..	28	..	..	..	28	..	8	..	2	..	6	..
Hassan	1	4	..	4	..	..	..	4	..	..	..	..	..	..	..
Chikmagalur	3	7	..	6	..	..	..	6	..	1	..	..	..	1	..
Shimoga	2	7	..	7	..	..	..	7	..	..	..	..	..	..	..
<b>MYSORE STATE RURAL</b>	23	91	..	56	..	1	..	55	..	35	..	8	..	27	..
Bangalore	12	55	..	28	..	1	..	27	..	27	..	6	..	21	..
Kolar	..	..	..	..	..	..	..	..	..	..	..	..	..	..	..
Tumkur	2	2	..	2	..	..	..	2	..	..	..	..	..	..	..
Mysore	..	..	..	..	..	..	..	..	..	..	..	..	..	..	..
Mandya	4	15	..	15	..	..	..	15	..	..	..	..	..	..	..
Chitaldrug	4	18	..	10	..	..	..	10	..	8	..	2	..	6	..
Hassan	..	..	..	..	..	..	..	..	..	..	..	..	..	..	..
Chikmagalur	..	..	..	..	..	..	..	..	..	..	..	..	..	..	..
Shimoga	1	1	..	1	..	..	..	1	..	..	..	..	..	..	..
<b>MYSORE STATE URBAN</b>	40	178	1	165	1	18	..	147	1	13	..	..	..	13	..
Bangalore Corporation	21	99	1	87	1	18	..	69	1	12	..	..	..	12	..
Bangalore	..	..	..	..	..	..	..	..	..	..	..	..	..	..	..
K. G. F. City	..	..	..	..	..	..	..	..	..	..	..	..	..	..	..
Kolar	..	..	..	..	..	..	..	..	..	..	..	..	..	..	..
Tumkur	1	4	..	4	..	..	..	4	..	..	..	..	..	..	..
Mysore City	2	4	..	4	..	..	..	4	..	..	..	..	..	..	..
Mysore	2	20	..	20	..	..	..	20	..	..	..	..	..	..	..
Mandya	3	16	..	16	..	..	..	16	..	..	..	..	..	..	..
Chitaldrug	6	18	..	18	..	..	..	18	..	..	..	..	..	..	..
Hassan	1	4	..	4	..	..	..	4	..	..	..	..	..	..	..
Chikmagalur	3	7	..	6	..	..	..	6	..	1	..	..	..	1	..
Shimoga	1	6	..	6	..	..	..	6	..	..	..	..	..	..	..

II—Textile establishments

MANUFACTURE OF SWEATERS

State, City and District	Total No. of establishments	Number of persons employed													
		Total No.		Males						Females					
				Total		Boys		Men		Total		Girls		Women	
		W.T.	P.T.	W.T.	P.T.	W.T.	P.T.	W.T.	P.T.	W.T.	P.T.	W.T.	P.T.	W.T.	P.T.
1	2	3	4	5	6	7	8	9	10	11	12	13	14	15	16
<b>MYSORE STATE</b>	129	231	29	65	6	2	2	63	4	168	23	16	4	150	19
Bangalore Corporation	41	119	5	63	5	2	2	61	3	56	..	2	..	51	..
Bangalore	..	..	..	..	..	..	..	..	..	..	..	..	..	..	..
K. G. F. City	..	..	..	..	..	..	..	..	..	..	..	..	..	..	..
Kolar	..	..	..	..	..	..	..	..	..	..	..	..	..	..	..
Tumkur	..	..	..	..	..	..	..	..	..	..	..	..	..	..	..
Mysore City	1	2	..	2	..	..	..	2	..	..	..	..	..	..	..
Mysore	4	..	4	..	1	..	..	..	1	..	3	..	..	..	3
Mandya	..	..	..	..	..	..	..	..	..	..	..	..	..	..	..
Chitaldrug	82	109	20	..	..	..	..	..	..	109	20	14	4	95	16
Hassan	1	1	..	..	..	..	..	..	..	1	..	..	..	1	..
Chikmagalur	..	..	..	..	..	..	..	..	..	..	..	..	..	..	..
Shimoga	..	..	..	..	..	..	..	..	..	..	..	..	..	..	..
<b>MYSORE STATE RURAL</b>	5	1	4	..	1	..	..	..	1	1	3	..	..	1	3
Bangalore	..	..	..	..	..	..	..	..	..	..	..	..	..	..	..
Kolar	..	..	..	..	..	..	..	..	..	..	..	..	..	..	..
Tumkur	..	..	..	..	..	..	..	..	..	..	..	..	..	..	..
Mysore	4	..	4	..	1	..	..	..	1	..	3	..	..	..	3
Mandya	..	..	..	..	..	..	..	..	..	..	..	..	..	..	..
Chitaldrug	..	..	..	..	..	..	..	..	..	..	..	..	..	..	..
Hassan	1	1	..	..	..	..	..	..	..	1	..	..	..	1	..
Chikmagalur	..	..	..	..	..	..	..	..	..	..	..	..	..	..	..
Shimoga	..	..	..	..	..	..	..	..	..	..	..	..	..	..	..
<b>MYSORE STATE URBAN</b>	124	230	25	65	5	2	2	63	3	165	20	16	4	149	16
Bangalore Corporation	41	119	5	63	5	2	2	61	3	56	..	2	..	51	..
Bangalore	..	..	..	..	..	..	..	..	..	..	..	..	..	..	..
K. G. F. City	..	..	..	..	..	..	..	..	..	..	..	..	..	..	..
Kolar	..	..	..	..	..	..	..	..	..	..	..	..	..	..	..
Tumkur	..	..	..	..	..	..	..	..	..	..	..	..	..	..	..
Mysore City	1	2	..	2	..	..	..	2	..	..	..	..	..	..	..
Mysore	..	..	..	..	..	..	..	..	..	..	..	..	..	..	..
Mandya	..	..	..	..	..	..	..	..	..	..	..	..	..	..	..
Chitaldrug	82	109	20	..	..	..	..	..	..	109	20	14	4	95	16
Hassan	..	..	..	..	..	..	..	..	..	..	..	..	..	..	..
Chikmagalur	..	..	..	..	..	..	..	..	..	..	..	..	..	..	..
Shimoga	..	..	..	..	..	..	..	..	..	..	..	..	..	..	..

## II—Textile establishments

## JUTE PRESSING, BALING, SPINNING AND WEAVING

State, City and District	Total No. of establishments	Number of persons employed													
		Total No.		Males						Females					
		Total		Boys		Men		Total		Girls		Women			
		W.T.	P.T.	W.T.	P.T.	W.T.	P.T.	W.T.	P.T.	W.T.	P.T.	W.T.	P.T.		
1	2	3	4	5	6	7	8	9	10	11	12	13	14	15	16
<b>MYSORE STATE</b>	29	63	17	34	7	3	..	31	7	29	10	..	..	29	10
Bangalore Corporation	2	3	..	3	..	1	..	2	..	..	..	..	..	..	..
Bangalore	..	..	..	..	..	..	..	..	..	..	..	..	..	..	..
K. G. F. City	..	..	..	..	..	..	..	..	..	..	..	..	..	..	..
Kolar	..	..	..	..	..	..	..	..	..	..	..	..	..	..	..
Tumkur	7	5	17	5	7	..	..	5	7	..	10	..	..	..	10
Mysore City	12	45	..	18	..	2	..	16	..	27	..	..	..	27	..
Mysore	..	..	..	..	..	..	..	..	..	..	..	..	..	..	..
Mandya	..	..	..	..	..	..	..	..	..	..	..	..	..	..	..
Chitaldrug	..	..	..	..	..	..	..	..	..	..	..	..	..	..	..
Hassan	..	..	..	..	..	..	..	..	..	..	..	..	..	..	..
Chikmagalur	..	..	..	..	..	..	..	..	..	..	..	..	..	..	..
Shimoga	8	10	..	8	..	..	..	8	..	2	..	..	..	2	..
<b>MYSORE STATE RURAL</b>	7	5	17	5	7	..	..	5	7	..	10	..	..	..	10
Bangalore	..	..	..	..	..	..	..	..	..	..	..	..	..	..	..
Kolar	..	..	..	..	..	..	..	..	..	..	..	..	..	..	..
Tumkur	7	5	17	5	7	..	..	5	7	..	10	..	..	..	10
Mysore	..	..	..	..	..	..	..	..	..	..	..	..	..	..	..
Mandya	..	..	..	..	..	..	..	..	..	..	..	..	..	..	..
Chitaldrug	..	..	..	..	..	..	..	..	..	..	..	..	..	..	..
Hassan	..	..	..	..	..	..	..	..	..	..	..	..	..	..	..
Chikmagalur	..	..	..	..	..	..	..	..	..	..	..	..	..	..	..
Shimoga	..	..	..	..	..	..	..	..	..	..	..	..	..	..	..
<b>MYSORE STATE URBAN</b>	22	58	..	29	..	3	..	26	..	29	..	..	..	29	..
Bangalore Corporation	2	3	..	3	..	1	..	2	..	..	..	..	..	..	..
Bangalore	..	..	..	..	..	..	..	..	..	..	..	..	..	..	..
K. G. F. City	..	..	..	..	..	..	..	..	..	..	..	..	..	..	..
Kolar	..	..	..	..	..	..	..	..	..	..	..	..	..	..	..
Tumkur	..	..	..	..	..	..	..	..	..	..	..	..	..	..	..
Mysore City	12	45	..	18	..	2	..	16	..	27	..	..	..	27	..
Mysore	..	..	..	..	..	..	..	..	..	..	..	..	..	..	..
Mandya	..	..	..	..	..	..	..	..	..	..	..	..	..	..	..
Chitaldrug	..	..	..	..	..	..	..	..	..	..	..	..	..	..	..
Hassan	..	..	..	..	..	..	..	..	..	..	..	..	..	..	..
Chikmagalur	..	..	..	..	..	..	..	..	..	..	..	..	..	..	..
Shimoga	8	10	..	8	..	..	..	8	..	2	..	..	..	2	..

II—Textile establishments

WOOLLEN SPINNING AND WEAVING

State, City and District	Total No. of establishments	Number of persons employed													
		Total No.		Males						Females					
				Total		Boys		Men		Total		Girls		Women	
		W.T.	P.T.	W.T.	P.T.	W.T.	P.T.	W.T.	P.T.	W.T.	P.T.	W.T.	P.T.	W.T.	P.T.
		1	2	3	4	5	6	7	8	9	10	11	12	13	14
<b>MYSORE STATE</b>	<b>7,879</b>	<b>18,355</b>	<b>7,902</b>	<b>10,199</b>	<b>3,710</b>	<b>1,027</b>	<b>384</b>	<b>9,172</b>	<b>3,328</b>	<b>8,156</b>	<b>4,192</b>	<b>1,021</b>	<b>490</b>	<b>7,135</b>	<b>3,702</b>
Bangalore Corporation	344	1,311	66	1,050	9	39	3	1,011	6	261	57	12	..	249	57
Bangalore	467	598	838	359	401	16	46	343	355	239	437	13	54	226	383
K. G. F. City	6	10	3	6	2	..	..	6	2	4	1	..	..	4	1
Kolar	869	1,452	1,043	843	518	74	52	769	466	609	525	47	83	562	442
Tumkur	2,391	6,104	2,723	3,244	1,311	462	164	2,782	1,147	2,860	1,412	485	195	2,375	1,217
Mysore City	..	..	..	..	..	..	..	..	..	..	..	..	..	..	..
Mysore	380	609	498	332	237	15	22	317	215	277	261	11	21	266	240
Mandya	512	970	662	517	306	19	24	498	282	453	356	17	24	436	332
Chitaldrug	2,194	6,405	1,088	3,339	485	401	64	2,938	421	3,066	603	432	92	2,634	511
Hassan	478	670	717	396	318	1	2	395	316	274	399	4	9	270	390
Chikmagalur	150	173	142	81	66	..	7	81	59	92	76	..	11	92	65
Shimoga	88	53	122	32	57	..	..	32	57	21	65	..	1	21	64
<b>MYSORE STATE RURAL</b>	<b>6,859</b>	<b>15,447</b>	<b>7,541</b>	<b>8,254</b>	<b>3,593</b>	<b>961</b>	<b>379</b>	<b>7,293</b>	<b>3,214</b>	<b>7,193</b>	<b>3,948</b>	<b>988</b>	<b>479</b>	<b>6,205</b>	<b>3,469</b>
Bangalore	456	570	833	333	401	16	46	317	355	237	432	13	54	224	378
Kolar	755	1,225	1,034	719	514	74	52	645	462	506	520	47	82	459	438
Tumkur	2,099	5,523	2,462	2,876	1,223	459	162	2,417	1,061	2,647	1,239	476	185	2,171	1,054
Mysore	291	371	498	217	237	15	22	202	215	154	261	11	21	143	240
Mandya	510	961	662	508	306	19	24	489	282	453	356	17	24	436	332
Chitaldrug	2,039	5,910	1,071	3,101	471	377	64	2,724	407	2,809	600	420	92	2,389	508
Hassan	471	661	717	387	318	1	2	386	316	274	399	4	9	270	390
Chikmagalur	150	173	142	81	66	..	7	81	59	92	76	..	11	92	65
Shimoga	88	53	122	32	57	..	..	32	57	21	65	..	1	21	64
<b>MYSORE STATE URBAN</b>	<b>1,020</b>	<b>2,908</b>	<b>361</b>	<b>1,945</b>	<b>117</b>	<b>66</b>	<b>5</b>	<b>1,879</b>	<b>112</b>	<b>963</b>	<b>244</b>	<b>33</b>	<b>11</b>	<b>930</b>	<b>233</b>
Bangalore Corporation	344	1,311	66	1,050	9	39	3	1,011	6	261	57	12	..	249	57
Bangalore	11	28	5	26	..	..	..	26	..	2	5	..	..	2	5
K. G. F. City	6	10	3	6	2	..	..	6	2	4	1	..	..	4	1
Kolar	114	227	9	124	4	..	..	124	4	103	5	..	1	103	4
Tumkur	292	581	261	368	88	3	2	365	86	213	173	9	10	204	163
Mysore City	..	..	..	..	..	..	..	..	..	..	..	..	..	..	..
Mysore	89	238	..	115	..	..	..	115	..	123	..	..	..	123	..
Mandya	2	9	..	9	..	..	..	9	..	..	..	..	..	..	..
Chitaldrug	155	495	17	238	14	24	..	214	14	257	3	12	..	245	3
Hassan	7	9	..	9	..	..	..	9	..	..	..	..	..	..	..
Chikmagalur	..	..	..	..	..	..	..	..	..	..	..	..	..	..	..
Shimoga	..	..	..	..	..	..	..	..	..	..	..	..	..	..	..



II—Textile establishments

MANUFACTURE OF RAYON, WEAVING OF RAYON FABRICS AND PRODUCTION OF STAPLE FIBRE YARN

State, City and District	Total No. of establishments	Number of persons employed													
		Total No.		Males						Females					
				Total		Boys		Men		Total		Girls		Women	
		W.T.	P.T.	W.T.	P.T.	W.T.	P.T.	W.T.	P.T.	W.T.	P.T.	W.T.	P.T.	W.T.	P.T.
		1	2	3	4	5	6	7	8	9	10	11	12	13	14
<b>MYSORE STATE</b>	3	18	1	15	..	..	..	15	..	3	1	..	..	3	1
Bangalore Corporation	3	18	1	15	..	..	..	15	..	3	1	..	..	3	1
Bangalore	..	..	..	..	..	..	..	..	..	..	..	..	..	..	..
K. G. F. City	..	..	..	..	..	..	..	..	..	..	..	..	..	..	..
Kolar	..	..	..	..	..	..	..	..	..	..	..	..	..	..	..
Tumkur	..	..	..	..	..	..	..	..	..	..	..	..	..	..	..
Mysore City	..	..	..	..	..	..	..	..	..	..	..	..	..	..	..
Mysore	..	..	..	..	..	..	..	..	..	..	..	..	..	..	..
Mandya	..	..	..	..	..	..	..	..	..	..	..	..	..	..	..
Chitaldrug	..	..	..	..	..	..	..	..	..	..	..	..	..	..	..
Hassan	..	..	..	..	..	..	..	..	..	..	..	..	..	..	..
Chikmagalur	..	..	..	..	..	..	..	..	..	..	..	..	..	..	..
Shimoga	..	..	..	..	..	..	..	..	..	..	..	..	..	..	..
<b>MYSORE STATE RURAL</b>	..	..	..	..	..	..	..	..	..	..	..	..	..	..	..
Bangalore	..	..	..	..	..	..	..	..	..	..	..	..	..	..	..
Kolar	..	..	..	..	..	..	..	..	..	..	..	..	..	..	..
Tumkur	..	..	..	..	..	..	..	..	..	..	..	..	..	..	..
Mysore	..	..	..	..	..	..	..	..	..	..	..	..	..	..	..
Mandya	..	..	..	..	..	..	..	..	..	..	..	..	..	..	..
Chitaldrug	..	..	..	..	..	..	..	..	..	..	..	..	..	..	..
Hassan	..	..	..	..	..	..	..	..	..	..	..	..	..	..	..
Chikmagalur	..	..	..	..	..	..	..	..	..	..	..	..	..	..	..
Shimoga	..	..	..	..	..	..	..	..	..	..	..	..	..	..	..
<b>MYSORE STATE URBAN</b>	3	18	1	15	..	..	..	15	..	3	1	..	..	3	1
Bangalore Corporation	3	18	1	15	..	..	..	15	..	3	1	..	..	3	1
Bangalore	..	..	..	..	..	..	..	..	..	..	..	..	..	..	..
K. G. F. City	..	..	..	..	..	..	..	..	..	..	..	..	..	..	..
Kolar	..	..	..	..	..	..	..	..	..	..	..	..	..	..	..
Tumkur	..	..	..	..	..	..	..	..	..	..	..	..	..	..	..
Mysore City	..	..	..	..	..	..	..	..	..	..	..	..	..	..	..
Mysore	..	..	..	..	..	..	..	..	..	..	..	..	..	..	..
Mandya	..	..	..	..	..	..	..	..	..	..	..	..	..	..	..
Chitaldrug	..	..	..	..	..	..	..	..	..	..	..	..	..	..	..
Hassan	..	..	..	..	..	..	..	..	..	..	..	..	..	..	..
Chikmagalur	..	..	..	..	..	..	..	..	..	..	..	..	..	..	..
Shimoga	..	..	..	..	..	..	..	..	..	..	..	..	..	..	..

**II—Textile establishments**

**MANUFACTURE OF ROPE, TWINE, STRING AND OTHER RELATED GOODS FROM COCOANUT, ALOES, STRAW, LINSEED AND HAIR**

State, City and District	Total No. of establishments	Number of persons employed													
		Total No.		Males						Females					
				Total		Boys		Men		Total		Girls		Women	
		W.T.	P.T.	W.T.	P.T.	W.T.	P.T.	W.T.	P.T.	W.T.	P.T.	W.T.	P.T.	W.T.	P.T.
2	3	4	5	6	7	8	9	10	11	12	13	14	15	16	
<b>MYSORE STATE</b>	<b>8,574</b>	<b>10,193</b>	<b>10,830</b>	<b>5,042</b>	<b>3,531</b>	<b>425</b>	<b>262</b>	<b>4,617</b>	<b>3,269</b>	<b>5,151</b>	<b>7,299</b>	<b>494</b>	<b>533</b>	<b>4,657</b>	<b>6,766</b>
Bangalore Corporation	40	99	9	60	5	2	3	58	2	39	4	..	..	39	4
Bangalore	770	1,512	365	702	169	68	45	634	124	810	196	91	11	719	185
K. G. F. City	9	9	1	4	1	..	..	4	1	5	..	..	..	5	..
Kolar	919	1,040	945	612	543	39	20	573	523	428	402	36	22	392	380
Tumkur	900	1,307	1,227	674	535	27	64	647	471	633	692	21	88	612	604
Mysore City	26	12	18	5	2	..	..	5	2	7	16	..	..	7	16
Mysore	2,469	2,772	3,171	1,230	1,107	184	104	1,046	1,003	1,542	2,064	207	213	1,335	1,851
Mandya	230	264	192	177	120	3	..	174	120	87	72	1	..	86	72
Chitaldrug	957	1,790	610	825	230	57	7	768	223	965	380	97	8	868	372
Hassan	283	516	170	293	69	5	..	288	69	223	101	6	1	217	100
Chikmagalur	206	338	236	214	107	17	1	197	106	124	129	13	11	111	118
Shimoga	1,765	534	3,886	246	643	23	18	223	625	288	3,243	22	179	266	3,064
<b>MYSORE STATE RURAL</b>	<b>7,892</b>	<b>8,522</b>	<b>10,539</b>	<b>4,181</b>	<b>3,390</b>	<b>334</b>	<b>207</b>	<b>3,847</b>	<b>3,183</b>	<b>4,341</b>	<b>7,149</b>	<b>406</b>	<b>513</b>	<b>3,935</b>	<b>6,636</b>
Bangalore	670	1,319	225	581	90	63	11	518	79	738	135	88	1	650	134
Kolar	838	847	918	515	528	32	19	483	509	332	390	21	22	311	368
Tumkur	799	1,041	1,212	585	530	26	64	559	466	456	682	21	86	435	596
Mysore	2,387	2,414	3,146	1,055	1,090	130	87	925	1,003	1,359	2,056	158	205	1,201	1,851
Mandya	223	254	186	170	114	2	..	168	114	84	72	1	..	83	72
Chitaldrug	843	1,555	608	727	228	57	7	670	221	828	380	88	8	740	372
Hassan	257	455	153	255	69	2	..	253	69	200	84	5	1	195	83
Chikmagalur	195	312	228	188	99	13	1	175	98	124	129	13	11	111	118
Shimoga	1,680	325	3,863	105	642	9	18	96	624	220	3,221	11	179	209	3,042
<b>MYSORE STATE URBAN</b>	<b>682</b>	<b>1,671</b>	<b>291</b>	<b>861</b>	<b>141</b>	<b>91</b>	<b>55</b>	<b>770</b>	<b>86</b>	<b>810</b>	<b>150</b>	<b>88</b>	<b>20</b>	<b>722</b>	<b>130</b>
Bangalore Corporation	40	99	9	60	5	2	3	58	2	39	4	..	..	39	4
Bangalore	100	193	140	121	79	5	34	116	45	72	61	3	10	69	51
K. G. F. City	9	9	1	4	1	..	..	4	1	5	..	..	..	5	..
Kolar	81	193	27	97	15	7	1	90	14	96	12	15	..	81	12
Tumkur	101	266	15	89	5	1	..	88	5	177	10	..	2	177	8
Mysore City	26	12	18	5	2	..	..	5	2	7	16	..	..	7	16
Mysore	82	358	25	175	17	54	17	121	..	183	8	49	8	134	..
Mandya	7	10	6	7	6	1	..	6	6	3	..	..	..	3	..
Chitaldrug	114	235	2	98	2	..	..	98	2	137	..	9	..	128	..
Hassan	26	61	17	38	..	3	..	35	..	23	17	1	..	22	17
Chikmagalur	11	26	8	26	8	4	..	22	8	..	..	..	..	..	..
Shimoga	85	209	23	141	1	14	..	127	1	68	22	11	..	57	22



II—Textile establishments

ALL OTHER (INCLUDING INSUFFICIENTLY DESCRIBED) TEXTILE INDUSTRIES

State, City and District	Total No. of establishments	Number of persons employed													
		Total No.		Males						Females					
				Total		Boys		Men		Total		Girls		Women	
		W.T.	P.T.	W.T.	P.T.	W.T.	P.T.	W.T.	P.T.	W.T.	P.T.	W.T.	P.T.	W.T.	P.T.
1	2	3	4	5	6	7	8	9	10	11	12	13	14	15	16
<b>MYSORE STATE</b>	46	106	5	74	2	4	..	70	2	32	3	1	..	31	3
Bangalore Corporation	5	17	..	17	..	3	..	14	..	..	..	..	..	..	..
Bangalore	2	4	..	4	..	..	..	4	..	..	..	..	..	..	..
K. G. F. City	..	..	..	..	..	..	..	..	..	..	..	..	..	..	..
Kolar	..	..	..	..	..	..	..	..	..	..	..	..	..	..	..
Tumkur	22	57	..	30	..	..	..	30	..	27	..	..	..	27	..
Mysore City	1	3	..	3	..	..	..	3	..	..	..	..	..	..	..
Mysore	..	..	..	..	..	..	..	..	..	..	..	..	..	..	..
Mandya	3	2	4	1	2	..	..	1	2	1	2	..	..	1	2
Chitaldrug	11	18	..	15	..	..	..	15	..	3	..	..	..	3	..
Hassan	2	5	1	4	..	1	..	3	..	1	1	1	..	..	1
Chikmagalur	..	..	..	..	..	..	..	..	..	..	..	..	..	..	..
Shimoga	..	..	..	..	..	..	..	..	..	..	..	..	..	..	..
<b>MYSORE STATE RURAL</b>	37	80	4	49	2	..	..	49	2	31	2	..	..	31	2
Bangalore	2	4	..	4	..	..	..	4	..	..	..	..	..	..	..
Kolar	..	..	..	..	..	..	..	..	..	..	..	..	..	..	..
Tumkur	22	57	..	30	..	..	..	30	..	27	..	..	..	27	..
Mysore	..	..	..	..	..	..	..	..	..	..	..	..	..	..	..
Mandya	3	2	4	1	2	..	..	1	2	1	2	..	..	1	2
Chitaldrug	10	17	..	14	..	..	..	14	..	3	..	..	..	3	..
Hassan	..	..	..	..	..	..	..	..	..	..	..	..	..	..	..
Chikmagalur	..	..	..	..	..	..	..	..	..	..	..	..	..	..	..
Shimoga	..	..	..	..	..	..	..	..	..	..	..	..	..	..	..
<b>MYSORE STATE URBAN</b>	9	26	1	25	..	4	..	21	..	1	1	1	..	..	1
Bangalore Corporation	5	17	..	17	..	3	..	14	..	..	..	..	..	..	..
Bangalore	..	..	..	..	..	..	..	..	..	..	..	..	..	..	..
K. G. F. City	..	..	..	..	..	..	..	..	..	..	..	..	..	..	..
Kolar	..	..	..	..	..	..	..	..	..	..	..	..	..	..	..
Tumkur	..	..	..	..	..	..	..	..	..	..	..	..	..	..	..
Mysore City	1	3	..	3	..	..	..	3	..	..	..	..	..	..	..
Mysore	..	..	..	..	..	..	..	..	..	..	..	..	..	..	..
Mandya	..	..	..	..	..	..	..	..	..	..	..	..	..	..	..
Chitaldrug	1	1	..	1	..	..	..	1	..	..	..	..	..	..	1
Hassan	2	5	1	4	..	1	..	3	..	1	1	1	..	..	..
Chikmagalur	..	..	..	..	..	..	..	..	..	..	..	..	..	..	..
Shimoga	..	..	..	..	..	..	..	..	..	..	..	..	..	..	..

III—Non-Textile Establishments

ALL ESTABLISHMENTS

State, City and District	Total No. of establishments	Number of persons employed													
		Total		Males						Females					
		Total		Boys		Men		Total		Girls		Women			
		W.T.	P.T.	W.T.	P.T.	W.T.	P.T.	W.T.	P.T.	W.T.	P.T.	W.T.	P.T.		
1	2	3	4	5	6	7	8	9	10	11	12	13	14	15	16
<b>MYSORE STATE</b>	82,824	157,720	56,109	122,508	31,241	5,942	2,081	116,566	29,160	35,212	24,868	3,237	2,366	31,975	22,502
Bangalore Corporation	4,819	12,579	591	11,694	349	1,133	53	10,561	295	885	243	91	29	794	214
Bangalore	12,252	21,913	9,556	16,810	5,833	366	221	16,444	5,612	5,103	3,723	207	206	4,896	3,517
K. G. F. City	745	1,453	170	1,399	163	142	3	1,257	160	54	7	3	..	51	7
Kolar	9,960	18,894	6,031	14,725	3,759	395	242	14,330	3,517	4,169	2,272	266	213	3,903	2,059
Tumkur	8,311	14,632	5,425	11,658	3,306	537	238	11,121	2,868	2,974	2,319	389	259	2,585	2,060
Mysore City	3,023	6,313	473	5,454	106	450	24	5,004	82	859	367	32	29	827	338
Mysore	14,678	31,268	17,443	20,547	7,772	1,252	749	19,295	7,023	10,721	9,671	1,226	1,082	9,495	8,589
Mandya	7,188	10,965	8,402	8,165	4,502	320	226	7,845	4,276	2,800	3,900	226	285	2,574	3,615
Chitaldrug	7,712	14,524	2,192	11,308	1,558	667	131	10,641	1,427	3,216	634	480	110	2,736	524
Hassan	5,221	9,356	2,900	7,154	1,927	258	100	6,896	1,827	2,202	973	163	105	2,039	868
Chikmagalur	2,964	5,450	1,143	4,534	801	123	28	4,411	773	916	342	44	17	872	325
Shimoga	5,751	10,373	1,783	9,060	1,366	299	66	8,761	1,300	1,313	417	110	31	1,203	386
<b>MYSORE STATE RURAL</b>	61,902	110,892	51,576	81,041	28,564	3,368	1,864	77,673	26,700	29,851	23,012	2,891	2,239	26,960	20,723
Bangalore	11,209	19,570	9,426	14,688	5,749	337	216	14,351	5,533	4,882	3,677	193	205	4,689	3,472
Kolar	8,508	15,507	5,806	11,933	3,574	267	225	11,666	3,349	3,574	2,232	227	213	3,347	2,019
Tumkur	7,193	12,234	5,240	9,408	3,009	458	229	8,950	2,780	2,826	2,231	386	258	2,440	1,973
Mysore	12,992	27,746	16,048	17,792	6,919	1,078	692	16,714	6,227	9,954	9,129	1,117	1,082	8,837	8,047
Mandya	6,204	9,061	8,138	6,484	4,334	285	224	6,199	4,110	2,577	3,804	219	279	2,358	3,525
Chitaldrug	6,025	10,871	2,048	8,110	1,489	540	111	7,570	1,378	2,761	559	466	109	2,295	450
Hassan	3,971	6,820	2,349	5,036	1,615	194	94	4,842	1,521	1,784	734	153	98	1,631	636
Chikmagalur	1,934	3,032	1,062	2,475	751	48	23	2,427	728	557	311	37	15	520	296
Shimoga	3,806	6,051	1,459	5,115	1,124	161	50	4,954	1,074	936	335	93	30	843	305
<b>MYSORE STATE URBAN</b>	20,722	46,828	4,533	41,467	2,677	2,574	217	38,893	2,460	5,361	1,856	346	77	5,015	1,779
Bangalore Corporation	4,819	12,579	591	11,694	348	1,133	53	10,561	295	885	243	91	29	794	214
Bangalore	1,043	2,343	130	2,122	84	29	5	2,093	79	221	46	14	1	207	45
K. G. F. City	745	1,453	170	1,399	163	142	3	1,257	160	54	7	3	..	51	7
Kolar	1,452	3,387	225	2,792	185	128	17	2,664	168	595	40	39	..	556	40
Tumkur	1,118	2,398	185	2,250	97	79	9	2,171	88	148	88	3	1	145	87
Mysore City	3,023	6,313	473	5,454	106	450	24	5,004	82	859	367	32	29	827	338
Mysore	1,686	3,522	1,395	2,755	853	174	57	2,581	796	767	542	109	..	658	542
Mandya	924	1,904	264	1,681	168	35	2	1,646	166	223	96	7	6	216	90
Chitaldrug	1,687	3,653	144	3,198	69	127	20	3,071	49	455	75	14	1	441	74
Hassan	1,250	2,536	551	2,118	312	64	6	2,054	306	418	239	10	7	408	232
Chikmagalur	1,030	2,418	81	2,059	50	75	5	1,984	45	359	31	7	2	352	29
Shimoga	1,945	4,322	324	3,945	242	138	16	3,807	226	377	82	17	1	360	81

### III—Non-Textile Establishments

#### HERDSMEN AND SHEPHERDS

State, City and District	Total No. of establishments	Number of persons employed													
		Total		Males						Females					
		Total		Boys		Men		Total		Girls		Women			
		W.T.	P.T.	W.T.	P.T.	W.T.	P.T.	W.T.	P.T.	W.T.	P.T.	W.T.	P.T.		
1	2	3	4	5	6	7	8	9	10	11	12	13	14	15	16
<b>MYSORE STATE</b>	37	58	12	34	6	3	..	31	6	24	6	2	1	22	5
Bangalore Corporation	..	..	..	..	..	..	..	..	..	..	..	..	..	..	..
Bangalore	..	..	..	..	..	..	..	..	..	..	..	..	..	..	..
K. G. F. City	..	..	..	..	..	..	..	..	..	..	..	..	..	..	..
Kolar	36	56	12	33	6	3	..	30	6	23	6	2	1	21	5
Tumkur	..	..	..	..	..	..	..	..	..	..	..	..	..	..	..
Mysore City	..	..	..	..	..	..	..	..	..	..	..	..	..	..	..
Mysore	..	..	..	..	..	..	..	..	..	..	..	..	..	..	..
Mandya	..	..	..	..	..	..	..	..	..	..	..	..	..	..	..
Chitaldrug	..	..	..	..	..	..	..	..	..	..	..	..	..	..	..
Hassan	..	..	..	..	..	..	..	..	..	..	..	..	..	..	..
Chikmagalur	..	..	..	..	..	..	..	..	..	..	..	..	..	..	..
Shimoga	1	2	..	1	..	..	..	1	..	1	..	..	..	1	..
<b>MYSORE STATE RURAL</b>	36	56	12	33	6	3	..	30	6	23	6	2	1	21	5
Bangalore	..	..	..	..	..	..	..	..	..	..	..	..	..	..	..
Kolar	36	56	12	33	6	3	..	30	6	23	6	2	1	21	5
Tumkur	..	..	..	..	..	..	..	..	..	..	..	..	..	..	..
Mysore	..	..	..	..	..	..	..	..	..	..	..	..	..	..	..
Mandya	..	..	..	..	..	..	..	..	..	..	..	..	..	..	..
Chitaldrug	..	..	..	..	..	..	..	..	..	..	..	..	..	..	..
Hassan	..	..	..	..	..	..	..	..	..	..	..	..	..	..	..
Chikmagalur	..	..	..	..	..	..	..	..	..	..	..	..	..	..	..
Shimoga	..	..	..	..	..	..	..	..	..	..	..	..	..	..	..
<b>MYSORE STATE URBAN</b>	1	2	..	1	..	..	..	1	..	1	..	..	..	1	..
Bangalore Corporation	..	..	..	..	..	..	..	..	..	..	..	..	..	..	..
Bangalore	..	..	..	..	..	..	..	..	..	..	..	..	..	..	..
K. G. F. City	..	..	..	..	..	..	..	..	..	..	..	..	..	..	..
Kolar	..	..	..	..	..	..	..	..	..	..	..	..	..	..	..
Tumkur	..	..	..	..	..	..	..	..	..	..	..	..	..	..	..
Mysore City	..	..	..	..	..	..	..	..	..	..	..	..	..	..	..
Mysore	..	..	..	..	..	..	..	..	..	..	..	..	..	..	..
Mandya	..	..	..	..	..	..	..	..	..	..	..	..	..	..	..
Chitaldrug	..	..	..	..	..	..	..	..	..	..	..	..	..	..	..
Hassan	..	..	..	..	..	..	..	..	..	..	..	..	..	..	..
Chikmagalur	..	..	..	..	..	..	..	..	..	..	..	..	..	..	..
Shimoga	1	2	..	1	..	..	..	1	..	1	..	..	..	1	..

III—Non-Textile Establishments

BREEDERS AND KEEPERS OF PIGS

State, City and District	Total No. of establishments	Number of persons employed													
		Total		Males						Females					
		Total		Boys		Men		Total		Girls		Women			
		W.T.	P.T.	W.T.	P.T.	W.T.	P.T.	W.T.	P.T.	W.T.	P.T.	W.T.	P.T.		
1	2	3	4	5	6	7	8	9	10	11	12	13	14	15	16
<b>MYSORE STATE</b>	1	2	..	2	..	..	..	2	..	..	..	..	..	..	..
Bangalore Corporation	..	..	..	..	..	..	..	..	..	..	..	..	..	..	..
Bangalore	..	..	..	..	..	..	..	..	..	..	..	..	..	..	..
K. G. F. City	..	..	..	..	..	..	..	..	..	..	..	..	..	..	..
Kolar	..	..	..	..	..	..	..	..	..	..	..	..	..	..	..
Tumkur	..	..	..	..	..	..	..	..	..	..	..	..	..	..	..
Mysore City	..	..	..	..	..	..	..	..	..	..	..	..	..	..	..
Mysore	..	..	..	..	..	..	..	..	..	..	..	..	..	..	..
Mandya	..	..	..	..	..	..	..	..	..	..	..	..	..	..	..
Chitaldrug	..	..	..	..	..	..	..	..	..	..	..	..	..	..	..
Hassan	..	..	..	..	..	..	..	..	..	..	..	..	..	..	..
Chikmagalur	..	..	..	..	..	..	..	..	..	..	..	..	..	..	..
Shimoga	1	2	..	2	..	..	..	2	..	..	..	..	..	..	..
<b>MYSORE STATE RURAL</b>	..	..	..	..	..	..	..	..	..	..	..	..	..	..	..
Bangalore	..	..	..	..	..	..	..	..	..	..	..	..	..	..	..
Kolar	..	..	..	..	..	..	..	..	..	..	..	..	..	..	..
Tumkur	..	..	..	..	..	..	..	..	..	..	..	..	..	..	..
Mysore	..	..	..	..	..	..	..	..	..	..	..	..	..	..	..
Mandya	..	..	..	..	..	..	..	..	..	..	..	..	..	..	..
Chitaldrug	..	..	..	..	..	..	..	..	..	..	..	..	..	..	..
Hassan	..	..	..	..	..	..	..	..	..	..	..	..	..	..	..
Chikmagalur	..	..	..	..	..	..	..	..	..	..	..	..	..	..	..
Shimoga	..	..	..	..	..	..	..	..	..	..	..	..	..	..	..
<b>MYSORE STATE URBAN</b>	1	2	..	2	..	..	..	2	..	..	..	..	..	..	..
Bangalore Corporation	..	..	..	..	..	..	..	..	..	..	..	..	..	..	..
Bangalore	..	..	..	..	..	..	..	..	..	..	..	..	..	..	..
K. G. F. City	..	..	..	..	..	..	..	..	..	..	..	..	..	..	..
Kolar	..	..	..	..	..	..	..	..	..	..	..	..	..	..	..
Tumkur	..	..	..	..	..	..	..	..	..	..	..	..	..	..	..
Mysore City	..	..	..	..	..	..	..	..	..	..	..	..	..	..	..
Mysore	..	..	..	..	..	..	..	..	..	..	..	..	..	..	..
Mandya	..	..	..	..	..	..	..	..	..	..	..	..	..	..	..
Chitaldrug	..	..	..	..	..	..	..	..	..	..	..	..	..	..	..
Hassan	..	..	..	..	..	..	..	..	..	..	..	..	..	..	..
Chikmagalur	..	..	..	..	..	..	..	..	..	..	..	..	..	..	..
Shimoga	1	2	..	2	..	..	..	2	..	..	..	..	..	..	..

III—Non-Textile Establishments

POULTRY FARMERS

State, City and District	Total No. of establishments	Number of persons employed													
		Total		Males						Females					
		Total		Boys		Men		Total		Girls		Women			
		W.T.	P.T.	W.T.	P.T.	W.T.	P.T.	W.T.	P.T.	W.T.	P.T.	W.T.	P.T.		
1	2	3	4	5	6	7	8	9	10	11	12	13	14	15	16
<b>MYSORE STATE</b>	16	29	..	28	..	..	..	28	..	1	..	..	..	1	..
Bangalore Corporation	..	..	..	..	..	..	..	..	..	..	..	..	..	..	..
Bangalore	2	6	..	6	..	..	..	6	..	..	..	..	..	..	..
K. G. F. City	..	..	..	..	..	..	..	..	..	..	..	..	..	..	..
Kolar	14	23	..	22	..	..	..	22	..	1	..	..	..	1	..
Tumkur	..	..	..	..	..	..	..	..	..	..	..	..	..	..	..
Mysore City	..	..	..	..	..	..	..	..	..	..	..	..	..	..	..
Mysore	..	..	..	..	..	..	..	..	..	..	..	..	..	..	..
Mandya	..	..	..	..	..	..	..	..	..	..	..	..	..	..	..
Chitaldrug	..	..	..	..	..	..	..	..	..	..	..	..	..	..	..
Hassan	..	..	..	..	..	..	..	..	..	..	..	..	..	..	..
Chikmagalur	..	..	..	..	..	..	..	..	..	..	..	..	..	..	..
Shimoga	..	..	..	..	..	..	..	..	..	..	..	..	..	..	..
<b>MYSORE STATE RURAL</b>	14	25	..	24	..	..	..	24	..	1	..	..	..	1	..
Bangalore	2	6	..	6	..	..	..	6	..	..	..	..	..	..	..
Kolar	12	19	..	18	..	..	..	18	..	1	..	..	..	1	..
Tumkur	..	..	..	..	..	..	..	..	..	..	..	..	..	..	..
Mysore	..	..	..	..	..	..	..	..	..	..	..	..	..	..	..
Mandya	..	..	..	..	..	..	..	..	..	..	..	..	..	..	..
Chitaldrug	..	..	..	..	..	..	..	..	..	..	..	..	..	..	..
Hassan	..	..	..	..	..	..	..	..	..	..	..	..	..	..	..
Chikmagalur	..	..	..	..	..	..	..	..	..	..	..	..	..	..	..
Shimoga	..	..	..	..	..	..	..	..	..	..	..	..	..	..	..
<b>MYSORE STATE URBAN</b>	2	4	..	4	..	..	..	4	..	..	..	..	..	..	..
Bangalore Corporation	..	..	..	..	..	..	..	..	..	..	..	..	..	..	..
Bangalore	..	..	..	..	..	..	..	..	..	..	..	..	..	..	..
K. G. F. City	..	..	..	..	..	..	..	..	..	..	..	..	..	..	..
Kolar	2	4	..	4	..	..	..	4	..	..	..	..	..	..	..
Tumkur	..	..	..	..	..	..	..	..	..	..	..	..	..	..	..
Mysore City	..	..	..	..	..	..	..	..	..	..	..	..	..	..	..
Mysore	..	..	..	..	..	..	..	..	..	..	..	..	..	..	..
Mandya	..	..	..	..	..	..	..	..	..	..	..	..	..	..	..
Chitaldrug	..	..	..	..	..	..	..	..	..	..	..	..	..	..	..
Hassan	..	..	..	..	..	..	..	..	..	..	..	..	..	..	..
Chikmagalur	..	..	..	..	..	..	..	..	..	..	..	..	..	..	..
Shimoga	..	..	..	..	..	..	..	..	..	..	..	..	..	..	..



III—Non-Textile Establishments

SILKWORM REARERS

State, City and District	Total No. of establishments	Number of persons employed													
		Total		Males						Females					
		Total		Boys		Men		Total		Girls		Women			
		W.T.	P.T.	W.T.	P.T.	W.T.	P.T.	W.T.	P.T.	W.T.	P.T.	W.T.	P.T.		
1	2	3	4	5	6	7	8	9	10	11	12	13	14	15	16
<b>MYSORE STATE</b>	16,944	35,244	29,602	22,224	13,977	981	831	21,263	13,146	13,020	15,625	998	1,198	12,022	14,427
Bangalore Corporation	..	..	..	..	..	..	..	..	..	..	..	..	..	..	..
Bangalore	4,353	7,727	6,848	5,302	3,788	82	124	5,220	3,664	2,425	2,860	61	135	2,304	2,725
K. G. F. City	..	..	..	..	..	..	..	..	..	..	..	..	..	..	..
Kolar	2,400	5,883	3,104	4,001	1,704	92	105	3,909	1,599	1,882	1,400	93	104	1,789	1,296
Tumkur	904	1,311	1,769	973	953	52	10	921	943	338	816	41	16	297	800
Mysore City	1	3	..	3	..	..	..	3	..	..	..	..	..	..	..
Mysore	7,386	18,608	12,838	10,891	4,925	693	528	10,198	4,397	7,717	7,913	767	850	6,950	7,063
Mandya	1,898	1,705	5,243	1,048	2,607	42	64	1,006	2,543	657	2,636	36	93	621	2,543
Chitaldrug	..	..	..	..	..	..	..	..	..	..	..	..	..	..	..
Hassan	2	7	..	6	..	..	..	6	..	1	..	..	..	1	..
Chikmagalur	..	..	..	..	..	..	..	..	..	..	..	..	..	..	..
Shimoga	..	..	..	..	..	..	..	..	..	..	..	..	..	..	..
<b>MYSORE STATE RURAL</b>	16,482	34,549	28,805	21,807	13,274	907	777	20,900	12,497	12,742	15,031	963	1,198	11,779	13,833
Bangalore	4,348	7,708	6,628	5,290	3,784	80	124	5,210	3,660	2,418	2,844	60	135	2,358	2,709
Kolar	2,363	5,785	3,100	3,923	1,702	92	105	3,831	1,597	1,882	1,398	90	104	1,772	1,294
Tumkur	904	1,311	1,769	973	953	52	10	921	943	338	816	41	16	297	800
Mysore	7,010	18,129	11,620	10,611	4,239	641	474	9,970	3,765	7,518	7,381	736	850	6,782	6,531
Mandya	1,855	1,609	5,188	1,004	2,596	42	64	962	2,532	605	2,592	36	93	569	2,499
Chitaldrug	..	..	..	..	..	..	..	..	..	..	..	..	..	..	..
Hassan	2	7	..	6	..	..	..	6	..	1	..	..	..	1	..
Chikmagalur	..	..	..	..	..	..	..	..	..	..	..	..	..	..	..
Shimoga	..	..	..	..	..	..	..	..	..	..	..	..	..	..	..
<b>MYSORE STATE URBAN</b>	462	695	1,297	417	703	54	54	363	649	278	594	35	..	243	594
Bangalore Corporation	..	..	..	..	..	..	..	..	..	..	..	..	..	..	..
Bangalore	5	19	20	12	4	2	..	10	4	7	16	1	..	6	16
K. G. F. City	..	..	..	..	..	..	..	..	..	..	..	..	..	..	..
Kolar	37	98	4	78	2	..	..	78	2	20	2	3	..	17	2
Tumkur	..	..	..	..	..	..	..	..	..	..	..	..	..	..	..
Mysore City	1	3	..	3	..	..	..	3	..	..	..	..	..	..	..
Mysore	376	479	1,218	280	686	52	54	228	632	199	532	31	..	168	532
Mandya	43	96	55	44	11	..	..	44	11	52	44	..	..	52	44
Chitaldrug	..	..	..	..	..	..	..	..	..	..	..	..	..	..	..
Hassan	..	..	..	..	..	..	..	..	..	..	..	..	..	..	..
Chikmagalur	..	..	..	..	..	..	..	..	..	..	..	..	..	..	..
Shimoga	..	..	..	..	..	..	..	..	..	..	..	..	..	..	..





III—Non-Textile Establishments

ARECA PLANTATIONS

State, City and District	Total No. of establishments	Number of persons employed													
		Total		Males						Females					
		Total		Boys		Men		Total		Girls		Women			
		W.T.	P.T.	W.T.	P.T.	W.T.	P.T.	W.T.	P.T.	W.T.	P.T.	W.T.	P.T.		
1	2	3	4	5	6	7	8	9	10	11	12	13	14	15	16
<b>MYSORE STATE</b>	75	341	265	168	112	2	3	166	109	173	153	3	18	170	135
Bangalore Corporation	..	..	..	..	..	..	..	..	..	..	..	..	..	..	..
Bangalore	..	..	..	..	..	..	..	..	..	..	..	..	..	..	..
K. G. F. City	..	..	..	..	..	..	..	..	..	..	..	..	..	..	..
Kolar	..	..	..	..	..	..	..	..	..	..	..	..	..	..	..
Tumkur	9	2	29	2	16	..	..	2	16	..	13	..	..	..	13
Mysore City	4	6	..	3	..	..	..	3	..	3	..	..	..	3	..
Mysore	..	..	..	..	..	..	..	..	..	..	..	..	..	..	..
Mandya	..	..	..	..	..	..	..	..	..	..	..	..	..	..	..
Chitaldrug	1	2	..	2	..	..	..	2	..	..	..	..	..	..	..
Hassan	26	18	231	8	91	..	3	8	88	10	140	..	18	10	122
Chikmagalur	30	313	..	153	..	2	..	151	..	160	..	3	..	157	..
Shimoga	5	..	5	..	5	..	..	..	5	..	..	..	..	..	..
<b>MYSORE STATE RURAL</b>	21	18	106	8	42	..	..	8	42	10	64	..	11	10	53
Bangalore	..	..	..	..	..	..	..	..	..	..	..	..	..	..	..
Kolar	..	..	..	..	..	..	..	..	..	..	..	..	..	..	..
Tumkur	..	..	..	..	..	..	..	..	..	..	..	..	..	..	..
Mysore	..	..	..	..	..	..	..	..	..	..	..	..	..	..	..
Mandya	..	..	..	..	..	..	..	..	..	..	..	..	..	..	..
Chitaldrug	..	..	..	..	..	..	..	..	..	..	..	..	..	..	..
Hassan	16	18	101	8	37	..	..	8	37	10	64	..	11	10	53
Chikmagalur	..	..	..	..	..	..	..	..	..	..	..	..	..	..	..
Shimoga	5	..	5	..	5	..	..	..	5	..	..	..	..	..	..
<b>MYSORE STATE URBAN</b>	54	323	159	160	70	2	3	158	67	163	89	3	7	160	82
Bangalore Corporation	..	..	..	..	..	..	..	..	..	..	..	..	..	..	..
Bangalore	..	..	..	..	..	..	..	..	..	..	..	..	..	..	..
K. G. F. City	..	..	..	..	..	..	..	..	..	..	..	..	..	..	..
Kolar	..	..	..	..	..	..	..	..	..	..	..	..	..	..	..
Tumkur	9	2	29	2	16	..	..	2	16	..	13	..	..	..	13
Mysore City	4	6	..	3	..	..	..	3	..	3	..	..	..	3	..
Mysore	..	..	..	..	..	..	..	..	..	..	..	..	..	..	..
Mandya	..	..	..	..	..	..	..	..	..	..	..	..	..	..	..
Chitaldrug	1	2	..	2	..	..	..	2	..	..	..	..	..	..	..
Hassan	10	..	130	..	54	..	3	..	51	..	76	..	7	..	69
Chikmagalur	30	313	..	153	..	2	..	151	..	160	..	3	..	157	..
Shimoga	..	..	..	..	..	..	..	..	..	..	..	..	..	..	..



III—Non-Textile Establishments

COLLECTORS OF FOREST PRODUCE AND LAC

State, City and District	Total No. of establishments	Number of persons employed													
		Total		Males						Females					
		Total		Boys		Men		Total		Girls		Women			
		W.T.	P.T.	W.T.	P.T.	W.T.	P.T.	W.T.	P.T.	W.T.	P.T.	W.T.	P.T.		
1	2	3	4	5	6	7	8	9	10	11	12	13	14	15	16
<b>MYSORE STATE</b>	14	5	20	3	..	..	..	3	..	2	20	..	..	2	20
Bangalore Corporation	..	..	..	..	..	..	..	..	..	..	..	..	..	..	..
Bangalore	..	..	..	..	..	..	..	..	..	..	..	..	..	..	..
K. G. F. City	..	..	..	..	..	..	..	..	..	..	..	..	..	..	..
Kolar	..	..	..	..	..	..	..	..	..	..	..	..	..	..	..
Tumkur	1	2	..	1	..	..	..	1	..	1	..	..	..	1	..
Mysore City	..	..	..	..	..	..	..	..	..	..	..	..	..	..	..
Mysore	..	..	..	..	..	..	..	..	..	..	..	..	..	..	..
Mandya	12	..	19	..	..	..	..	..	..	..	19	..	..	..	19
Chitaldrug	..	..	..	..	..	..	..	..	..	..	..	..	..	..	..
Hassan	..	..	..	..	..	..	..	..	..	..	..	..	..	..	..
Chikmagalur	1	3	1	2	..	..	..	2	..	1	1	..	..	1	1
Shimoga	..	..	..	..	..	..	..	..	..	..	..	..	..	..	..
<b>MYSORE STATE RURAL</b>	14	5	20	3	..	..	..	3	..	2	20	..	..	2	20
Bangalore	..	..	..	..	..	..	..	..	..	..	..	..	..	..	..
Kolar	..	..	..	..	..	..	..	..	..	..	..	..	..	..	..
Tumkur	1	2	..	1	..	..	..	1	..	1	..	..	..	1	..
Mysore	..	..	..	..	..	..	..	..	..	..	..	..	..	..	..
Mandya	12	..	19	..	..	..	..	..	..	..	19	..	..	..	19
Chitaldrug	..	..	..	..	..	..	..	..	..	..	..	..	..	..	..
Hassan	..	..	..	..	..	..	..	..	..	..	..	..	..	..	..
Chikmagalur	1	3	1	2	..	..	..	2	..	1	1	..	..	1	1
Shimoga	..	..	..	..	..	..	..	..	..	..	..	..	..	..	..
<b>MYSORE STATE URBAN</b>	..	..	..	..	..	..	..	..	..	..	..	..	..	..	..
Bangalore Corporation	..	..	..	..	..	..	..	..	..	..	..	..	..	..	..
Bangalore	..	..	..	..	..	..	..	..	..	..	..	..	..	..	..
K. G. F. City	..	..	..	..	..	..	..	..	..	..	..	..	..	..	..
Kolar	..	..	..	..	..	..	..	..	..	..	..	..	..	..	..
Tumkur	..	..	..	..	..	..	..	..	..	..	..	..	..	..	..
Mysore City	..	..	..	..	..	..	..	..	..	..	..	..	..	..	..
Mysore	..	..	..	..	..	..	..	..	..	..	..	..	..	..	..
Mandya	..	..	..	..	..	..	..	..	..	..	..	..	..	..	..
Chitaldrug	..	..	..	..	..	..	..	..	..	..	..	..	..	..	..
Hassan	..	..	..	..	..	..	..	..	..	..	..	..	..	..	..
Chikmagalur	..	..	..	..	..	..	..	..	..	..	..	..	..	..	..
Shimoga	..	..	..	..	..	..	..	..	..	..	..	..	..	..	..



III—Non-Textile Establishments

COWDUNG COLLECTORS AND CAKE-MAKERS

State, City and District	Total No. of establishments	Number of persons employed													
		Total		Males						Females					
		Total		Boys		Men		Total		Girls		Women			
		W.T.	P.T.	W.T.	P.T.	W.T.	P.T.	W.T.	P.T.	W.T.	P.T.	W.T.	P.T.		
1	2	3	4	5	6	7	8	9	10	11	12	13	14	15	16
<b>MYSORE STATE</b>	6	4	2	4	..	..	..	4	..	..	2	..	..	..	2
Bangalore Corporation	..	..	..	..	..	..	..	..	..	..	..	..	..	..	..
Bangalore	4	4	..	4	..	..	..	4	..	..	..	..	..	..	..
K. G. F. City	..	..	..	..	..	..	..	..	..	..	..	..	..	..	..
Kolar	..	..	..	..	..	..	..	..	..	..	..	..	..	..	..
Tumkur	..	..	..	..	..	..	..	..	..	..	..	..	..	..	..
Mysore City	2	..	2	..	..	..	..	..	..	..	2	..	..	..	2
Mysore	..	..	..	..	..	..	..	..	..	..	..	..	..	..	..
Mandya	..	..	..	..	..	..	..	..	..	..	..	..	..	..	..
Chitaldrug	..	..	..	..	..	..	..	..	..	..	..	..	..	..	..
Hassan	..	..	..	..	..	..	..	..	..	..	..	..	..	..	..
Chikmagalur	..	..	..	..	..	..	..	..	..	..	..	..	..	..	..
Shimoga	..	..	..	..	..	..	..	..	..	..	..	..	..	..	..
<b>MYSORE STATE RURAL</b>	4	4	..	4	..	..	..	4	..	..	..	..	..	..	..
Bangalore	4	4	..	4	..	..	..	4	..	..	..	..	..	..	..
Kolar	..	..	..	..	..	..	..	..	..	..	..	..	..	..	..
Tumkur	..	..	..	..	..	..	..	..	..	..	..	..	..	..	..
Mysore	..	..	..	..	..	..	..	..	..	..	..	..	..	..	..
Mandya	..	..	..	..	..	..	..	..	..	..	..	..	..	..	..
Chitaldrug	..	..	..	..	..	..	..	..	..	..	..	..	..	..	..
Hassan	..	..	..	..	..	..	..	..	..	..	..	..	..	..	..
Chikmagalur	..	..	..	..	..	..	..	..	..	..	..	..	..	..	..
Shimoga	..	..	..	..	..	..	..	..	..	..	..	..	..	..	..
<b>MYSORE STATE URBAN</b>	2	..	2	..	..	..	..	..	..	..	2	..	..	..	2
Bangalore Corporation	..	..	..	..	..	..	..	..	..	..	..	..	..	..	..
Bangalore	..	..	..	..	..	..	..	..	..	..	..	..	..	..	..
K. G. F. City	..	..	..	..	..	..	..	..	..	..	..	..	..	..	..
Kolar	..	..	..	..	..	..	..	..	..	..	..	..	..	..	..
Tumkur	..	..	..	..	..	..	..	..	..	..	..	..	..	..	..
Mysore City	2	..	2	..	..	..	..	..	..	..	2	..	..	..	2
Mysore	..	..	..	..	..	..	..	..	..	..	..	..	..	..	..
Mandya	..	..	..	..	..	..	..	..	..	..	..	..	..	..	..
Chitaldrug	..	..	..	..	..	..	..	..	..	..	..	..	..	..	..
Hassan	..	..	..	..	..	..	..	..	..	..	..	..	..	..	..
Chikmagalur	..	..	..	..	..	..	..	..	..	..	..	..	..	..	..
Shimoga	..	..	..	..	..	..	..	..	..	..	..	..	..	..	..



### III—Non-Textile Establishments

#### FISHING

State, City and District	Total No. of establishments	Number of persons employed													
		Total		Males						Females					
		Total		Boys		Men		Total		Girls		Women			
		W.T.	P.T.	W.T.	P.T.	W.T.	P.T.	W.T.	P.T.	W.T.	P.T.	W.T.	P.T.		
1	2	3	4	5	6	7	8	9	10	11	12	13	14	15	16
<b>MYSORE STATE</b>	19	1	18	1	18	..	..	1	18	..	..	..	..	..	..
Bangalore Corporation	..	..	..	..	..	..	..	..	..	..	..	..	..	..	..
Bangalore	..	..	..	..	..	..	..	..	..	..	..	..	..	..	..
K. G. F. City	..	..	..	..	..	..	..	..	..	..	..	..	..	..	..
Kolar	..	..	..	..	..	..	..	..	..	..	..	..	..	..	..
Tumkur	..	..	..	..	..	..	..	..	..	..	..	..	..	..	..
Mysore City	..	..	..	..	..	..	..	..	..	..	..	..	..	..	..
Mysore	..	..	..	..	..	..	..	..	..	..	..	..	..	..	..
Mandya	18	..	18	..	18	..	..	..	18	..	..	..	..	..	..
Chitaldrug	..	..	..	..	..	..	..	..	..	..	..	..	..	..	..
Hassan	1	1	..	1	..	..	..	1	..	..	..	..	..	..	..
Chikmagalur	..	..	..	..	..	..	..	..	..	..	..	..	..	..	..
Shimoga	..	..	..	..	..	..	..	..	..	..	..	..	..	..	..
<b>MYSORE STATE RURAL</b>	19	1	18	1	18	..	..	1	18	..	..	..	..	..	..
Bangalore	..	..	..	..	..	..	..	..	..	..	..	..	..	..	..
Kolar	..	..	..	..	..	..	..	..	..	..	..	..	..	..	..
Tumkur	..	..	..	..	..	..	..	..	..	..	..	..	..	..	..
Mysore	..	..	..	..	..	..	..	..	..	..	..	..	..	..	..
Mandya	18	..	18	..	18	..	..	..	18	..	..	..	..	..	..
Chitaldrug	..	..	..	..	..	..	..	..	..	..	..	..	..	..	..
Hassan	1	1	..	1	..	..	..	1	..	..	..	..	..	..	..
Chikmagalur	..	..	..	..	..	..	..	..	..	..	..	..	..	..	..
Shimoga	..	..	..	..	..	..	..	..	..	..	..	..	..	..	..
<b>MYSORE STATE URBAN</b>	..	..	..	..	..	..	..	..	..	..	..	..	..	..	..
Bangalore Corporation	..	..	..	..	..	..	..	..	..	..	..	..	..	..	..
Bangalore	..	..	..	..	..	..	..	..	..	..	..	..	..	..	..
K. G. F. City	..	..	..	..	..	..	..	..	..	..	..	..	..	..	..
Kolar	..	..	..	..	..	..	..	..	..	..	..	..	..	..	..
Tumkur	..	..	..	..	..	..	..	..	..	..	..	..	..	..	..
Mysore City	..	..	..	..	..	..	..	..	..	..	..	..	..	..	..
Mysore	..	..	..	..	..	..	..	..	..	..	..	..	..	..	..
Mandya	..	..	..	..	..	..	..	..	..	..	..	..	..	..	..
Chitaldrug	..	..	..	..	..	..	..	..	..	..	..	..	..	..	..
Hassan	..	..	..	..	..	..	..	..	..	..	..	..	..	..	..
Chikmagalur	..	..	..	..	..	..	..	..	..	..	..	..	..	..	..
Shimoga	..	..	..	..	..	..	..	..	..	..	..	..	..	..	..





III—Non-Textile Establishments

MINING OF LEAD, SILVER AND ZINC

State, City and District	Total No. of establishments	Number of persons employed													
		Total		Males						Females					
		Total		Boys		Men		Total		Girls		Women			
		W.T.	P.T.	W.T.	P.T.	W.T.	P.T.	W.T.	P.T.	W.T.	P.T.	W.T.	P.T.		
1	2	3	4	5	6	7	8	9	10	11	12	13	14	15	16
<b>MYSORE STATE</b>	2	2	..	2	..	..	..	2	..	..	..	..	..	..	..
Bangalore Corporation	..	..	..	..	..	..	..	..	..	..	..	..	..	..	..
Bangalore	..	..	..	..	..	..	..	..	..	..	..	..	..	..	..
K. G. F. City	2	2	..	2	..	..	..	2	..	..	..	..	..	..	..
Kolar	..	..	..	..	..	..	..	..	..	..	..	..	..	..	..
Tumkur	..	..	..	..	..	..	..	..	..	..	..	..	..	..	..
Mysore City	..	..	..	..	..	..	..	..	..	..	..	..	..	..	..
Mysore	..	..	..	..	..	..	..	..	..	..	..	..	..	..	..
Mandya	..	..	..	..	..	..	..	..	..	..	..	..	..	..	..
Chitaldrug	..	..	..	..	..	..	..	..	..	..	..	..	..	..	..
Hassan	..	..	..	..	..	..	..	..	..	..	..	..	..	..	..
Chikmagalur	..	..	..	..	..	..	..	..	..	..	..	..	..	..	..
Shimoga	..	..	..	..	..	..	..	..	..	..	..	..	..	..	..
<b>MYSORE STATE RURAL</b>	..	..	..	..	..	..	..	..	..	..	..	..	..	..	..
Bangalore	..	..	..	..	..	..	..	..	..	..	..	..	..	..	..
Kolar	..	..	..	..	..	..	..	..	..	..	..	..	..	..	..
Tumkur	..	..	..	..	..	..	..	..	..	..	..	..	..	..	..
Mysore	..	..	..	..	..	..	..	..	..	..	..	..	..	..	..
Mandya	..	..	..	..	..	..	..	..	..	..	..	..	..	..	..
Chitaldrug	..	..	..	..	..	..	..	..	..	..	..	..	..	..	..
Hassan	..	..	..	..	..	..	..	..	..	..	..	..	..	..	..
Chikmagalur	..	..	..	..	..	..	..	..	..	..	..	..	..	..	..
Shimoga	..	..	..	..	..	..	..	..	..	..	..	..	..	..	..
<b>MYSORE STATE URBAN</b>	2	2	..	2	..	..	..	2	..	..	..	..	..	..	..
Bangalore Corporation	..	..	..	..	..	..	..	..	..	..	..	..	..	..	..
Bangalore	..	..	..	..	..	..	..	..	..	..	..	..	..	..	..
K. G. F. City	2	2	..	2	..	..	..	2	..	..	..	..	..	..	..
Kolar	..	..	..	..	..	..	..	..	..	..	..	..	..	..	..
Tumkur	..	..	..	..	..	..	..	..	..	..	..	..	..	..	..
Mysore City	..	..	..	..	..	..	..	..	..	..	..	..	..	..	..
Mysore	..	..	..	..	..	..	..	..	..	..	..	..	..	..	..
Mandya	..	..	..	..	..	..	..	..	..	..	..	..	..	..	..
Chitaldrug	..	..	..	..	..	..	..	..	..	..	..	..	..	..	..
Hassan	..	..	..	..	..	..	..	..	..	..	..	..	..	..	..
Chikmagalur	..	..	..	..	..	..	..	..	..	..	..	..	..	..	..
Shimoga	..	..	..	..	..	..	..	..	..	..	..	..	..	..	..



III—Non-Textile Establishments

STONE-QUARRYING, CLAY AND SAND PITS

State, City and District	Total No. of establishments	Number of persons employed													
		Total		Males						Females					
		Total		Boys		Men		Total		Girls		Women			
		W.T.	P.T.	W.T.	P.T.	W.T.	P.T.	W.T.	P.T.	W.T.	P.T.	W.T.	P.T.	W.T.	P.T.
1	2	3	4	5	6	7	8	9	10	11	12	13	14	15	16
<b>MYSORE STATE</b>	<b>2,501</b>	<b>4,461</b>	<b>1,362</b>	<b>3,292</b>	<b>884</b>	<b>157</b>	<b>42</b>	<b>3,135</b>	<b>842</b>	<b>1,169</b>	<b>478</b>	<b>121</b>	<b>42</b>	<b>1,048</b>	<b>436</b>
Bangalore Corporation	8	33	1	33	..	..	..	33	..	..	1	..	..	..	1
Bangalore	332	700	120	554	79	5	1	549	78	146	41	4	1	142	40
K. G. F. City	46	56	7	53	4	1	..	52	4	3	3	..	..	3	3
Kolar	979	1,264	486	1,077	380	13	27	1,064	353	187	106	8	18	179	88
Tumkur	364	564	370	346	223	19	4	327	219	218	147	21	11	197	136
Mysore City	16	34	..	31	..	2	..	29	..	3	..	..	..	3	..
Mysore	237	685	162	418	74	77	10	341	64	267	88	62	11	205	77
Mandya	188	386	88	248	62	20	..	228	62	138	26	14	..	124	26
Chitaldrug	146	324	32	229	14	16	..	213	14	95	18	7	..	88	18
Hassan	92	189	52	133	21	2	..	131	21	56	31	5	1	51	30
Chikmagalur	33	89	27	58	15	..	..	58	15	31	12	..	..	31	12
Shimoga	60	137	17	112	12	2	..	110	12	25	5	..	..	25	5
<b>MYSORE STATE RURAL</b>	<b>2,272</b>	<b>3,964</b>	<b>1,293</b>	<b>2,933</b>	<b>860</b>	<b>142</b>	<b>41</b>	<b>2,791</b>	<b>819</b>	<b>1,031</b>	<b>433</b>	<b>113</b>	<b>42</b>	<b>918</b>	<b>391</b>
Bangalore	327	695	116	552	76	5	1	547	75	143	40	4	1	139	39
Kolar	969	1,240	485	1,063	379	13	26	1,050	353	177	106	8	18	169	88
Tumkur	364	564	370	346	223	19	4	327	219	218	147	21	11	197	136
Mysore	226	644	162	397	74	68	10	329	64	247	88	54	11	193	77
Mandya	170	356	80	231	58	20	..	211	58	125	22	14	..	111	22
Chitaldrug	103	242	18	177	7	15	..	162	7	65	11	7	..	58	11
Hassan	65	136	26	93	19	2	..	91	19	43	7	5	1	38	6
Chikmagalur	23	19	27	14	15	..	..	14	15	5	12	..	..	5	12
Shimoga	25	68	9	60	9	..	..	60	9	8	..	..	..	8	..
<b>MYSORE STATE URBAN</b>	<b>229</b>	<b>497</b>	<b>69</b>	<b>359</b>	<b>24</b>	<b>15</b>	<b>1</b>	<b>344</b>	<b>23</b>	<b>138</b>	<b>45</b>	<b>8</b>	<b>..</b>	<b>130</b>	<b>45</b>
Bangalore Corporation	8	33	1	33	..	..	..	33	..	..	1	..	..	..	1
Bangalore	5	5	4	2	3	..	..	2	3	3	3	..	..	3	1
K. G. F. City	46	56	7	53	4	1	..	52	4	3	3	..	..	3	3
Kolar	10	24	1	14	1	..	1	14	..	10	..	..	..	10	..
Tumkur	..	..	..	..	..	..	..	..	..	..	..	..	..	..	..
Mysore City	16	34	..	31	..	2	..	29	..	3	..	..	..	3	..
Mysore	11	41	..	21	..	9	..	12	..	20	..	8	..	12	..
Mandya	18	30	8	17	4	..	..	17	4	13	4	..	..	13	4
Chitaldrug	43	82	14	52	7	1	..	51	7	30	7	..	..	30	7
Hassan	27	53	26	40	2	..	..	40	2	13	24	..	..	13	24
Chikmagalur	10	70	..	44	..	..	..	44	..	26	..	..	..	26	..
Shimoga	35	69	8	52	3	2	..	50	3	17	5	..	..	17	5



III—Non-Textile Establishments

MICA MINING

State, City and District	Total No. of establishments	Number of persons employed													
		Total		Males						Females					
		Total		Boys		Men		Total		Girls		Women			
		W.T.	P.T.	W.T.	P.T.	W.T.	P.T.	W.T.	P.T.	W.T.	P.T.	W.T.	P.T.		
1	2	3	4	5	6	7	8	9	10	11	12	13	14	15	16
<b>MYSORE STATE</b>	1	15	..	15	..	..	..	15	..	..	..	..	..	..	..
Bangalore Corporation	..	..	..	..	..	..	..	..	..	..	..	..	..	..	..
Bangalore	..	..	..	..	..	..	..	..	..	..	..	..	..	..	..
K. G. F. City	..	..	..	..	..	..	..	..	..	..	..	..	..	..	..
Kolar	..	..	..	..	..	..	..	..	..	..	..	..	..	..	..
Tumkur	..	..	..	..	..	..	..	..	..	..	..	..	..	..	..
Mysore City	..	..	..	..	..	..	..	..	..	..	..	..	..	..	..
Mysore	1	15	..	15	..	..	..	15	..	..	..	..	..	..	..
Mandya	..	..	..	..	..	..	..	..	..	..	..	..	..	..	..
Chitaldrug	..	..	..	..	..	..	..	..	..	..	..	..	..	..	..
Hassan	..	..	..	..	..	..	..	..	..	..	..	..	..	..	..
Chikmagalur	..	..	..	..	..	..	..	..	..	..	..	..	..	..	..
Shimoga	..	..	..	..	..	..	..	..	..	..	..	..	..	..	..
<b>MYSORE STATE RURAL</b>	1	15	..	15	..	..	..	15	..	..	..	..	..	..	..
Bangalore	..	..	..	..	..	..	..	..	..	..	..	..	..	..	..
Kolar	..	..	..	..	..	..	..	..	..	..	..	..	..	..	..
Tumkur	..	..	..	..	..	..	..	..	..	..	..	..	..	..	..
Mysore	1	15	..	15	..	..	..	15	..	..	..	..	..	..	..
Mandya	..	..	..	..	..	..	..	..	..	..	..	..	..	..	..
Chitaldrug	..	..	..	..	..	..	..	..	..	..	..	..	..	..	..
Hassan	..	..	..	..	..	..	..	..	..	..	..	..	..	..	..
Chikmagalur	..	..	..	..	..	..	..	..	..	..	..	..	..	..	..
Shimoga	..	..	..	..	..	..	..	..	..	..	..	..	..	..	..
<b>MYSORE STATE URBAN</b>	..	..	..	..	..	..	..	..	..	..	..	..	..	..	..
Bangalore Corporation	..	..	..	..	..	..	..	..	..	..	..	..	..	..	..
Bangalore	..	..	..	..	..	..	..	..	..	..	..	..	..	..	..
K. G. F. City	..	..	..	..	..	..	..	..	..	..	..	..	..	..	..
Kolar	..	..	..	..	..	..	..	..	..	..	..	..	..	..	..
Tumkur	..	..	..	..	..	..	..	..	..	..	..	..	..	..	..
Mysore City	..	..	..	..	..	..	..	..	..	..	..	..	..	..	..
Mysore	..	..	..	..	..	..	..	..	..	..	..	..	..	..	..
Mandya	..	..	..	..	..	..	..	..	..	..	..	..	..	..	..
Chitaldrug	..	..	..	..	..	..	..	..	..	..	..	..	..	..	..
Hassan	..	..	..	..	..	..	..	..	..	..	..	..	..	..	..
Chikmagalur	..	..	..	..	..	..	..	..	..	..	..	..	..	..	..
Shimoga	..	..	..	..	..	..	..	..	..	..	..	..	..	..	..



III—Non-Textile Establishments

CANNING AND PRESERVATION OF FISH

State, City and District	Total No. of establishments	Number of persons employed													
		Total		Males						Females					
		Total		Boys		Men		Total		Girls		Women			
		W.T.	P.T.	W.T.	P.T.	W.T.	P.T.	W.T.	P.T.	W.T.	P.T.	W.T.	P.T.		
1	2	3	4	5	6	7	8	9	10	11	12	13	14	15	16
MYSORE STATE	2	..	4	..	2	..	..	..	2	..	2	..	..	..	2
Bangalore Corporation	..	..	..	..	..	..	..	..	..	..	..	..	..	..	..
Bangalore	..	..	..	..	..	..	..	..	..	..	..	..	..	..	..
K. G. F. City	..	..	..	..	..	..	..	..	..	..	..	..	..	..	..
Kolar	..	..	..	..	..	..	..	..	..	..	..	..	..	..	..
Tumkur	..	..	..	..	..	..	..	..	..	..	..	..	..	..	..
Mysore City	..	..	..	..	..	..	..	..	..	..	..	..	..	..	..
Mysore	2	..	4	..	2	..	..	..	2	..	2	..	..	..	2
Mandya	..	..	..	..	..	..	..	..	..	..	..	..	..	..	..
Chitaldrug	..	..	..	..	..	..	..	..	..	..	..	..	..	..	..
Hassan	..	..	..	..	..	..	..	..	..	..	..	..	..	..	..
Chikmagalur	..	..	..	..	..	..	..	..	..	..	..	..	..	..	..
Shimoga	..	..	..	..	..	..	..	..	..	..	..	..	..	..	..
MYSORE STATE RURAL	2	..	4	..	2	..	..	..	2	..	2	..	..	..	2
Bangalore	..	..	..	..	..	..	..	..	..	..	..	..	..	..	..
Kolar	..	..	..	..	..	..	..	..	..	..	..	..	..	..	..
Tumkur	..	..	..	..	..	..	..	..	..	..	..	..	..	..	..
Mysore	2	..	4	..	2	..	..	..	2	..	2	..	..	..	2
Mandya	..	..	..	..	..	..	..	..	..	..	..	..	..	..	..
Chitaldrug	..	..	..	..	..	..	..	..	..	..	..	..	..	..	..
Hassan	..	..	..	..	..	..	..	..	..	..	..	..	..	..	..
Chikmagalur	..	..	..	..	..	..	..	..	..	..	..	..	..	..	..
Shimoga	..	..	..	..	..	..	..	..	..	..	..	..	..	..	..
MYSORE STATE URBAN	..	..	..	..	..	..	..	..	..	..	..	..	..	..	..
Bangalore Corporation	..	..	..	..	..	..	..	..	..	..	..	..	..	..	..
Bangalore	..	..	..	..	..	..	..	..	..	..	..	..	..	..	..
K. G. F. City	..	..	..	..	..	..	..	..	..	..	..	..	..	..	..
Kolar	..	..	..	..	..	..	..	..	..	..	..	..	..	..	..
Tumkur	..	..	..	..	..	..	..	..	..	..	..	..	..	..	..
Mysore City	..	..	..	..	..	..	..	..	..	..	..	..	..	..	..
Mysore	..	..	..	..	..	..	..	..	..	..	..	..	..	..	..
Mandya	..	..	..	..	..	..	..	..	..	..	..	..	..	..	..
Chitaldrug	..	..	..	..	..	..	..	..	..	..	..	..	..	..	..
Hassan	..	..	..	..	..	..	..	..	..	..	..	..	..	..	..
Chikmagalur	..	..	..	..	..	..	..	..	..	..	..	..	..	..	..
Shimoga	..	..	..	..	..	..	..	..	..	..	..	..	..	..	..

III—Non-Textile Establishments

OTHER FOOD INDUSTRIES LIKE BAKERY, ETC.

State, City and District	Total No. of establishments	Number of persons employed													
		Total		Males						Females					
		Total		Boys		Men		Total		Girls		Women			
		W.T.	P.T.	W.T.	P.T.	W.T.	P.T.	W.T.	P.T.	W.T.	P.T.	W.T.	P.T.		
1	2	3	4	5	6	7	8	9	10	11	12	13	14	15	16
<b>MYSORE STATE</b>	<b>621</b>	<b>1,655</b>	<b>85</b>	<b>1,486</b>	<b>74</b>	<b>83</b>	<b>1</b>	<b>1,403</b>	<b>73</b>	<b>169</b>	<b>11</b>	<b>5</b>	<b>1</b>	<b>164</b>	<b>10</b>
Bangalore Corporation	141	398	5	387	5	18	..	369	5	11	..	..	..	9	..
Bangalore	8	23	3	23	3	2	..	21	3	..	..	..	..	..	..
K. G. F. City	29	86	2	82	2	4	..	78	2	4	..	..	..	4	..
Kolar	27	90	16	80	14	5	..	75	14	10	2	..	..	10	2
Tumkur	32	72	..	69	..	1	..	68	..	3	..	1	..	2	..
Mysore City	84	253	1	231	1	22	..	209	1	22	..	..	..	22	..
Mysore	24	60	6	56	6	4	..	52	6	4	..	..	..	4	..
Mandya	23	39	9	39	9	1	..	38	9	..	..	..	..	..	..
Chitaldrug	74	205	15	168	11	5	..	163	11	37	4	2	..	35	4
Hassan	35	84	13	64	12	..	1	64	11	20	1	..	..	20	1
Chikmagalur	50	110	5	97	4	4	..	93	4	13	1	..	1	13	..
Shimoga	94	235	10	190	7	17	..	173	7	45	3	..	..	45	3
<b>MYSORE STATE RURAL</b>	<b>48</b>	<b>86</b>	<b>17</b>	<b>69</b>	<b>16</b>	<b>3</b>	<b>..</b>	<b>66</b>	<b>16</b>	<b>17</b>	<b>1</b>	<b>..</b>	<b>1</b>	<b>17</b>	<b>..</b>
Bangalore	8	23	3	23	3	2	..	21	3	..	..	..	..	..	..
Kolar	..	..	..	..	..	..	..	..	..	..	..	..	..	..	..
Tumkur	..	..	..	..	..	..	..	..	..	..	..	..	..	..	..
Mysore	3	14	..	14	..	..	..	14	..	..	..	..	..	..	..
Mandya	7	..	8	..	8	..	..	..	8	..	..	..	..	..	..
Chitaldrug	1	1	..	1	..	..	..	1	..	..	..	..	..	..	..
Hassan	1	1	..	1	..	..	..	1	..	..	..	..	..	..	..
Chikmagalur	20	34	5	23	4	1	..	22	4	11	1	..	1	11	..
Shimoga	8	13	1	7	1	..	..	7	1	6	..	..	..	6	..
<b>MYSORE STATE URBAN</b>	<b>573</b>	<b>1,569</b>	<b>68</b>	<b>1,417</b>	<b>58</b>	<b>80</b>	<b>1</b>	<b>1,337</b>	<b>57</b>	<b>152</b>	<b>10</b>	<b>5</b>	<b>..</b>	<b>147</b>	<b>10</b>
Bangalore Corporation	141	398	5	387	5	18	..	369	5	11	..	2	..	9	..
Bangalore	..	..	..	..	..	..	..	..	..	..	..	..	..	..	..
K. G. F. City	29	86	2	82	2	4	..	78	2	4	..	..	..	4	..
Kolar	27	90	16	80	14	5	..	75	14	10	2	..	..	10	2
Tumkur	32	72	..	69	..	1	..	68	..	3	..	1	..	2	..
Mysore City	84	253	1	231	1	22	..	209	1	22	..	..	..	22	..
Mysore	21	46	6	42	6	4	..	38	6	4	..	..	..	4	..
Mandya	16	39	1	39	1	1	..	38	1	..	..	..	..	..	..
Chitaldrug	73	204	15	167	11	5	..	162	11	37	4	2	..	35	4
Hassan	34	83	13	63	12	..	1	63	11	20	1	..	..	20	1
Chikmagalur	30	76	..	74	..	3	..	71	..	2	..	..	..	2	..
Shimoga	86	222	9	183	6	17	..	166	6	39	3	..	..	39	3



III—Non-Textile Establishments

HAND POUNDERS OF RICE AND OTHER PERSONS ENGAGED IN MANUAL DEHUSKING AND FLOUR GRINDING

State, City and District	Total No. of establishments	Number of persons employed													
		Total		Males						Females					
		Total		Boys		Men		Total		Girls		Women			
		W.T.	P.T.	W.T.	P.T.	W.T.	P.T.	W.T.	P.T.	W.T.	P.T.	W.T.	P.T.		
1	2	3	4	5	6	7	8	9	10	11	12	13	14	15	16
<b>MYSORE STATE</b>	48	186	7	177	4	3	1	174	3	9	3	..	..	9	3
Bangalore Corporation	10	22	..	20	..	2	..	18	..	2	..	..	..	2	..
Bangalore	..	..	..	..	..	..	..	..	..	..	..	..	..	..	..
K. G. F. City	..	..	..	..	..	..	..	..	..	..	..	..	..	..	..
Kolar	..	..	..	..	..	..	..	..	..	..	..	..	..	..	..
Tumkur	2	2	3	2	3	..	..	2	3	..	..	..	..	..	..
Mysore City	..	..	..	..	..	..	..	..	..	..	..	..	..	..	..
Mysore	31	151	..	151	..	..	..	151	..	..	..	..	..	..	..
Mandya	3	6	3	1	..	..	..	1	..	5	3	..	..	5	3
Chitaldrug	..	..	..	..	..	..	..	..	..	..	..	..	..	..	..
Hassan	1	3	1	1	1	1	1	..	..	2	..	..	..	2	..
Chikmagalur	..	..	..	..	..	..	..	..	..	..	..	..	..	..	..
Shimoga	1	2	..	2	..	..	..	2	..	..	..	..	..	..	..
<b>MYSORE STATE RURAL</b>	12	65	4	63	4	1	1	62	3	2	..	..	..	2	..
Bangalore	..	..	..	..	..	..	..	..	..	..	..	..	..	..	..
Kolar	..	..	..	..	..	..	..	..	..	..	..	..	..	..	..
Tumkur	2	2	3	2	3	..	..	2	3	..	..	..	..	..	..
Mysore	8	58	..	58	..	..	..	58	..	..	..	..	..	..	..
Mandya	..	..	..	..	..	..	..	..	..	..	..	..	..	..	..
Chitaldrug	..	..	..	..	..	..	..	..	..	..	..	..	..	..	..
Hassan	1	3	1	1	1	1	1	..	..	2	..	..	..	2	..
Chikmagalur	..	..	..	..	..	..	..	..	..	..	..	..	..	..	..
Shimoga	1	2	..	2	..	..	..	2	..	..	..	..	..	..	..
<b>MYSORE STATE URBAN</b>	36	121	3	114	..	2	..	112	..	7	3	..	..	7	3
Bangalore Corporation	10	22	..	20	..	2	..	18	..	2	..	..	..	2	..
Bangalore	..	..	..	..	..	..	..	..	..	..	..	..	..	..	..
K. G. F. City	..	..	..	..	..	..	..	..	..	..	..	..	..	..	..
Kolar	..	..	..	..	..	..	..	..	..	..	..	..	..	..	..
Tumkur	..	..	..	..	..	..	..	..	..	..	..	..	..	..	..
Mysore City	..	..	..	..	..	..	..	..	..	..	..	..	..	..	..
Mysore	23	93	..	93	..	..	..	93	..	..	..	..	..	..	..
Mandya	3	6	3	1	..	..	..	1	..	5	3	..	..	5	3
Chitaldrug	..	..	..	..	..	..	..	..	..	..	..	..	..	..	..
Hassan	..	..	..	..	..	..	..	..	..	..	..	..	..	..	..
Chikmagalur	..	..	..	..	..	..	..	..	..	..	..	..	..	..	..
Shimoga	..	..	..	..	..	..	..	..	..	..	..	..	..	..	..

## III—Non-Textile Establishments

## MILLERS OF CEREALS AND PULSES

State, City and District	Total No. of establishments	Number of persons employed													
		Total		Males						Females					
		Total		Boys		Men		Total		Girls		Women			
		W.T.	P.T.	W.T.	P.T.	W.T.	P.T.	W.T.	P.T.	W.T.	P.T.	W.T.	P.T.		
1	2	3	4	5	6	7	8	9	10	11	12	13	14	15	16
<b>MYSORE STATE</b>	1,465	3,625	187	3,312	143	111	4	3,201	139	313	44	8	..	305	44
Bangalore Corporation	244	509	5	473	4	31	1	442	3	36	1	..	..	36	1
Bangalore	165	327	17	306	16	7	..	299	16	21	1	..	..	21	1
K. G. F. City	47	123	1	122	1	4	..	118	1	1	..	..	..	1	..
Kolar	81	272	8	219	7	6	..	213	7	53	1	1	..	52	1
Tumkur	88	173	22	168	20	4	..	164	20	5	2	..	..	5	2
Mysore City	158	284	8	269	6	22	2	247	4	15	2	..	..	15	2
Mysore	108	264	29	200	29	6	..	194	29	64	..	2	..	62	..
Mandya	94	375	35	334	19	5	..	329	19	41	16	..	..	41	16
Chitaldrug	128	314	9	289	9	11	..	278	9	25	..	2	..	23	..
Hassan	101	292	20	268	10	5	..	263	10	24	10	3	..	21	10
Chikmagalur	98	226	7	221	7	2	..	219	7	5	..	..	..	5	..
Shimoga	153	466	26	443	15	8	1	435	14	23	11	..	..	23	11
<b>MYSORE STATE RURAL</b>	451	1,203	125	1,076	102	28	1	1,050	101	127	23	7	..	120	23
Bangalore	114	221	15	203	14	7	..	196	14	18	1	..	..	18	1
Kolar	31	91	6	74	5	..	..	74	5	17	1	1	..	16	1
Tumkur	21	38	13	37	11	2	..	35	11	1	2	..	..	1	2
Mysore	50	116	28	88	28	2	..	86	28	28	..	1	..	27	..
Mandya	53	210	20	191	11	..	..	191	11	19	9	..	..	19	9
Chitaldrug	54	145	7	129	7	5	..	124	7	16	..	2	..	14	..
Hassan	40	127	9	111	9	4	..	107	9	16	..	3	..	13	..
Chikmagalur	37	82	6	81	6	1	..	80	6	1	..	..	..	1	..
Shimoga	51	173	21	162	11	5	1	157	10	11	10	..	..	11	10
<b>MYSORE STATE URBAN</b>	1,014	2,422	62	2,236	41	85	3	2,151	38	186	21	1	..	185	21
Bangalore Corporation	244	509	5	473	4	31	1	442	3	36	1	..	..	36	1
Bangalore	51	106	2	103	2	..	..	103	2	3	..	..	..	3	..
K. G. F. City	47	123	1	122	1	4	..	118	1	1	..	..	..	1	..
Kolar	50	181	2	145	2	6	..	139	2	36	..	..	..	36	..
Tumkur	67	135	9	131	9	2	..	129	9	4	..	..	..	4	..
Mysore City	158	284	8	269	6	22	2	247	4	15	2	..	..	15	2
Mysore	58	148	1	112	1	4	..	108	1	36	..	1	..	35	..
Mandya	41	165	15	143	8	5	..	138	8	22	7	..	..	22	7
Chitaldrug	74	169	2	160	2	6	..	154	2	9	..	..	..	9	..
Hassan	61	165	11	157	1	1	..	156	1	8	10	..	..	8	10
Chikmagalur	61	144	1	140	1	1	..	139	1	4	..	..	..	4	..
Shimoga	102	293	5	281	4	3	..	278	4	12	1	..	..	12	1

III—Non-Textile Establishments

GRAIN PARCHERS AND MAKERS OF BLENDED AND PREPARED FLOUR AND OTHER CEREAL AND PULSE PREPARATIONS

State, City and District	Total No. of establishments	Number of persons employed													
		Total		Males						Females					
		Total		Boys		Men		Total		Girls		Women			
		W.T.	P.T.	W.T.	P.T.	W.T.	P.T.	W.T.	P.T.	W.T.	P.T.	W.T.	P.T.		
1	2	3	4	5	6	7	8	9	10	11	12	13	14	15	16
<b>MYSORE STATE</b>	32	105	..	95	..	2	..	93	..	10	..	..	..	10	..
Bangalore Corporation	2	5	..	2	..	..	..	2	..	3	..	..	..	3	..
Bangalore	..	..	..	..	..	..	..	..	..	..	..	..	..	..	..
K. G. F. City	..	..	..	..	..	..	..	..	..	..	..	..	..	..	..
Kolar	..	..	..	..	..	..	..	..	..	..	..	..	..	..	..
Tumkur	14	48	..	41	..	1	..	40	..	7	..	..	..	7	..
Mysore City	2	6	..	6	..	1	..	5	..	..	..	..	..	..	..
Mysore	1	1	..	1	..	..	..	1	..	..	..	..	..	..	..
Mandya	1	1	..	1	..	..	..	1	..	..	..	..	..	..	..
Chitaldrug	2	3	..	3	..	..	..	3	..	..	..	..	..	..	..
Hassan	2	5	..	5	..	..	..	5	..	..	..	..	..	..	..
Chikmagalur	..	..	..	..	..	..	..	..	..	..	..	..	..	..	..
Shimoga	8	36	..	36	..	..	..	36	..	..	..	..	..	..	..
<b>MYSORE STATE RURAL</b>	8	33	..	33	..	..	..	33	..	..	..	..	..	..	..
Bangalore	..	..	..	..	..	..	..	..	..	..	..	..	..	..	..
Kolar	..	..	..	..	..	..	..	..	..	..	..	..	..	..	..
Tumkur	..	..	..	..	..	..	..	..	..	..	..	..	..	..	..
Mysore	1	1	..	1	..	..	..	1	..	..	..	..	..	..	..
Mandya	..	..	..	..	..	..	..	..	..	..	..	..	..	..	..
Chitaldrug	1	2	..	2	..	..	..	2	..	..	..	..	..	..	..
Hassan	..	..	..	..	..	..	..	..	..	..	..	..	..	..	..
Chikmagalur	..	..	..	..	..	..	..	..	..	..	..	..	..	..	..
Shimoga	6	30	..	30	..	..	..	30	..	..	..	..	..	..	..
<b>MYSORE STATE URBAN</b>	24	72	..	62	..	2	..	60	..	10	..	..	..	10	..
Bangalore Corporation	2	5	..	2	..	..	..	2	..	3	..	..	..	3	..
Bangalore	..	..	..	..	..	..	..	..	..	..	..	..	..	..	..
K. G. F. City	..	..	..	..	..	..	..	..	..	..	..	..	..	..	..
Kolar	..	..	..	..	..	..	..	..	..	..	..	..	..	..	..
Tumkur	14	48	..	41	..	1	..	40	..	7	..	..	..	7	..
Mysore City	2	6	..	6	..	1	..	5	..	..	..	..	..	..	..
Mysore	..	..	..	..	..	..	..	..	..	..	..	..	..	..	..
Mandya	1	1	..	1	..	..	..	1	..	..	..	..	..	..	..
Chitaldrug	1	1	..	1	..	..	..	1	..	..	..	..	..	..	..
Hassan	2	5	..	5	..	..	..	5	..	..	..	..	..	..	..
Chikmagalur	..	..	..	..	..	..	..	..	..	..	..	..	..	..	..
Shimoga	2	6	..	6	..	..	..	6	..	..	..	..	..	..	..

III—Non-Textile Establishments

OTHER PROCESSES OF GRAINS AND PULSES

State, City and District	Total No. of establishments	Number of persons employed													
		Total		Males						Females					
				Total		Boys		Men		Total		Girls		Women	
		W.T.	P.T.	W.T.	P.T.	W.T.	P.T.	W.T.	P.T.	W.T.	P.T.	W.T.	P.T.	W.T.	P.T.
1	2	3	4	5	6	7	8	9	10	11	12	13	14	15	16
<b>MYSORE STATE</b>	68	153	4	82	3	14	..	68	3	71	1	4	..	67	1
Bangalore Corporation	4	12	..	11	..	2	..	9	..	1	..	..	..	1	..
Bangalore	..	..	..	..	..	..	..	..	..	..	..	..	..	..	..
K. G. F. City	..	..	..	..	..	..	..	..	..	..	..	..	..	..	..
Kolar	..	..	..	..	..	..	..	..	..	..	..	..	..	..	..
Tumkur	1	2	..	2	..	..	..	2	..	..	..	..	..	..	..
Mysore City	62	137	3	67	3	12	..	55	3	70	..	4	..	66	..
Mysore	..	..	..	..	..	..	..	..	..	..	..	..	..	..	..
Mandya	..	..	..	..	..	..	..	..	..	..	..	..	..	..	..
Chitaldrug	..	..	..	..	..	..	..	..	..	..	..	..	..	..	..
Hassan	..	..	..	..	..	..	..	..	..	..	..	..	..	..	..
Chikmagalur	..	..	..	..	..	..	..	..	..	..	..	..	..	..	..
Shimoga	1	2	1	2	..	..	..	2	..	..	1	..	..	..	1
<b>MYSORE STATE RURAL</b>	..	..	..	..	..	..	..	..	..	..	..	..	..	..	..
Bangalore	..	..	..	..	..	..	..	..	..	..	..	..	..	..	..
Kolar	..	..	..	..	..	..	..	..	..	..	..	..	..	..	..
Tumkur	..	..	..	..	..	..	..	..	..	..	..	..	..	..	..
Mysore	..	..	..	..	..	..	..	..	..	..	..	..	..	..	..
Mandya	..	..	..	..	..	..	..	..	..	..	..	..	..	..	..
Chitaldrug	..	..	..	..	..	..	..	..	..	..	..	..	..	..	..
Hassan	..	..	..	..	..	..	..	..	..	..	..	..	..	..	..
Chikmagalur	..	..	..	..	..	..	..	..	..	..	..	..	..	..	..
Shimoga	..	..	..	..	..	..	..	..	..	..	..	..	..	..	..
<b>MYSORE STATE URBAN</b>	68	153	4	82	3	14	..	68	3	71	1	4	..	67	1
Bangalore Corporation	4	12	..	11	..	2	..	9	..	1	..	..	..	1	..
Bangalore	..	..	..	..	..	..	..	..	..	..	..	..	..	..	..
K. G. F. City	..	..	..	..	..	..	..	..	..	..	..	..	..	..	..
Kolar	..	..	..	..	..	..	..	..	..	..	..	..	..	..	..
Tumkur	1	2	..	2	..	..	..	2	..	..	..	..	..	..	..
Mysore City	62	137	3	67	3	12	..	55	3	70	..	4	..	66	..
Mysore	..	..	..	..	..	..	..	..	..	..	..	..	..	..	..
Mandya	..	..	..	..	..	..	..	..	..	..	..	..	..	..	..
Chitaldrug	..	..	..	..	..	..	..	..	..	..	..	..	..	..	..
Hassan	..	..	..	..	..	..	..	..	..	..	..	..	..	..	..
Chikmagalur	..	..	..	..	..	..	..	..	..	..	..	..	..	..	..
Shimoga	1	2	1	2	..	..	..	2	..	..	1	..	..	..	1

III—Non-Textile Establishments

VEGETABLE OIL PRESSERS AND REFINERS

State, City and District	Total No. of establishments	Number of persons employed														
		Total No.		Males						Females						
				Total		Boys		Men		Total		Girls		Women		
		W.T.	P.T.	W.T.	P.T.	W.T.	P.T.	W.T.	P.T.	W.T.	P.T.	W.T.	P.T.	W.T.	P.T.	
1	2	3	4	5	6	7	8	9	10	11	12	13	14	15	16	
<b>MYSORE STATE</b>	..	2,153	3,638	1,651	2,597	1,113	93	60	2,504	1,053	1,041	533	50	53	991	485
Bangalore Corporation	..	13	64	..	56	..	3	..	53	..	8	..	..	..	8	..
Bangalore	..	404	660	367	495	310	3	9	492	301	165	57	4	..	161	57
K. G. F. City	..	11	18	5	16	5	..	..	16	5	2	..	..	..	2	..
Kolar	..	475	733	370	556	262	14	8	542	254	177	108	6	12	171	96
Tumkur	..	426	641	351	486	226	30	20	456	206	155	125	8	14	147	111
Mysore City	..	15	30	..	25	..	..	..	25	..	5	..	..	..	5	..
Mysore	..	121	214	71	158	42	..	1	158	41	56	29	..	3	56	26
Mandya	..	417	660	398	399	213	15	19	384	194	261	185	15	16	246	169
Chitaldrug	..	53	126	12	78	9	9	..	69	9	48	3	5	..	43	3
Hassan	..	146	345	65	217	37	17	3	200	34	128	28	12	8	116	20
Chikmagalur	..	45	89	2	56	1	2	..	54	1	33	1	..	..	33	1
Shimoga	..	27	58	10	55	8	..	..	55	8	3	2	..	..	3	2
<b>MYSORE STATE RURAL</b>	..	1,833	2,836	1,568	1,961	1,066	81	58	1,880	1,008	875	502	49	53	826	449
Bangalore	..	356	568	349	423	299	3	8	420	291	145	50	4	..	141	50
Kolar	..	441	630	369	471	261	12	8	459	253	159	108	6	12	153	96
Tumkur	..	381	545	329	396	222	25	19	371	203	149	107	8	14	141	93
Mysore	..	93	138	65	107	38	..	1	107	37	31	27	..	3	31	24
Mandya	..	357	500	382	270	204	14	19	256	185	230	178	14	16	216	162
Chitaldrug	..	47	116	12	70	9	9	..	61	9	46	3	5	..	41	3
Hassan	..	109	247	60	153	32	17	3	136	29	94	28	12	8	82	20
Chikmagalur	..	28	51	2	30	1	1	..	29	1	21	1	..	..	21	1
Shimoga	..	21	41	..	41	..	..	..	41	..	..	..	..	..	..	..
<b>MYSORE STATE URBAN</b>	..	320	802	83	636	47	12	2	624	45	166	36	1	..	165	36
Bangalore Corporation	..	13	64	..	56	..	3	..	53	..	8	..	..	..	8	..
Bangalore	..	48	92	18	72	11	..	1	72	10	20	7	..	..	20	7
K. G. F. City	..	11	18	5	16	5	..	..	16	5	2	..	..	..	2	..
Kolar	..	34	103	1	85	1	2	..	83	1	18	..	..	..	18	..
Tumkur	..	45	96	22	90	4	5	1	85	3	6	18	..	..	6	18
Mysore City	..	15	30	..	25	..	..	..	25	..	5	..	..	..	5	..
Mysore	..	28	76	6	51	4	..	..	51	4	25	2	..	..	25	2
Mandya	..	60	160	16	129	9	1	..	128	9	31	7	1	..	30	7
Chitaldrug	..	6	10	..	8	..	..	..	8	..	2	..	..	..	2	..
Hassan	..	37	98	5	64	6	..	..	64	5	34	..	..	..	34	..
Chikmagalur	..	17	38	..	26	..	1	..	25	..	12	..	..	..	12	..
Shimoga	..	6	17	10	14	8	..	..	14	8	3	2	..	..	3	2

## III—Non-Textile Establishments

## MAKERS OF BUTTER, CHEESE, GHEE AND OTHER DAIRY PRODUCTS

State, City and District	Total No. of establishments	Number of persons employed													
		Total		Males						Females					
		Total		Boys		Men		Total		Girls		Women			
		W.T.	P.T.	W.T.	P.T.	W.T.	P.T.	W.T.	P.T.	W.T.	P.T.	W.T.	P.T.		
	2	3	4	5	6	7	8	9	10	11	12	13	14	15	16
<b>MYSORE STATE</b>	35	71	5	65	5	1	..	64	5	6	..	..	..	6	..
Bangalore Corporation	..	..	..	..	..	..	..	..	..	..	..	..	..	..	..
Bangalore	17	30	4	28	4	..	..	28	4	2	..	..	..	2	..
K. G. F. City	5	14	..	14	..	1	..	13	..	..	..	..	..	..	..
Kolar	5	13	1	9	1	..	..	9	1	4	..	..	..	4	..
Tumkur	..	..	..	..	..	..	..	..	..	..	..	..	..	..	..
Mysore City	7	12	..	12	..	..	..	12	..	..	..	..	..	..	..
Mysore	..	..	..	..	..	..	..	..	..	..	..	..	..	..	..
Mandya	..	..	..	..	..	..	..	..	..	..	..	..	..	..	..
Chitaldrug	..	..	..	..	..	..	..	..	..	..	..	..	..	..	..
Hassan	..	..	..	..	..	..	..	..	..	..	..	..	..	..	..
Chikmagalur	..	..	..	..	..	..	..	..	..	..	..	..	..	..	..
Shimoga	1	2	..	2	..	..	..	2	..	..	..	..	..	..	..
<b>MYSORE STATE RURAL</b>	18	34	5	31	5	..	..	31	5	3	..	..	..	3	..
Bangalore	17	30	4	28	4	..	..	28	4	2	..	..	..	2	..
Kolar	1	4	1	3	1	..	..	3	1	1	..	..	..	1	..
Tumkur	..	..	..	..	..	..	..	..	..	..	..	..	..	..	..
Mysore	..	..	..	..	..	..	..	..	..	..	..	..	..	..	..
Mandya	..	..	..	..	..	..	..	..	..	..	..	..	..	..	..
Chitaldrug	..	..	..	..	..	..	..	..	..	..	..	..	..	..	..
Hassan	..	..	..	..	..	..	..	..	..	..	..	..	..	..	..
Chikmagalur	..	..	..	..	..	..	..	..	..	..	..	..	..	..	..
Shimoga	..	..	..	..	..	..	..	..	..	..	..	..	..	..	..
<b>MYSORE STATE URBAN</b>	17	37	..	34	..	1	..	33	..	3	..	..	..	3	..
Bangalore Corporation	..	..	..	..	..	..	..	..	..	..	..	..	..	..	..
Bangalore	..	..	..	..	..	..	..	..	..	..	..	..	..	..	..
K. G. F. City	5	14	..	14	..	1	..	13	..	..	..	..	..	..	..
Kolar	4	9	..	6	..	..	..	6	..	3	..	..	..	3	..
Tumkur	..	..	..	..	..	..	..	..	..	..	..	..	..	..	..
Mysore City	7	12	..	12	..	..	..	12	..	..	..	..	..	..	..
Mysore	..	..	..	..	..	..	..	..	..	..	..	..	..	..	..
Mandya	..	..	..	..	..	..	..	..	..	..	..	..	..	..	..
Chitaldrug	..	..	..	..	..	..	..	..	..	..	..	..	..	..	..
Hassan	..	..	..	..	..	..	..	..	..	..	..	..	..	..	..
Chikmagalur	..	..	..	..	..	..	..	..	..	..	..	..	..	..	..
Shimoga	1	2	..	2	..	..	..	2	..	..	..	..	..	..	..

III—Non-Textile Establishments

GUR MANUFACTURE

State, City and District	Total No. of establishments	Number of persons employed													
		Total		Males						Females					
		Total		Boys		Men		Total		Girls		Women			
		W.T.	P.T.	W.T.	P.T.	W.T.	P.T.	W.T.	P.T.	W.T.	P.T.	W.T.	P.T.		
1	2	3	4	5	6	7	8	9	10	11	12	13	14	15	16
<b>MYSORE STATE</b>	339	566	1,061	534	1,037	..	4	534	1,033	32	24	..	..	32	24
Bangalore Corporation	..	..	..	..	..	..	..	..	..	..	..	..	..	..	..
Bangalore	28	47	36	44	22	..	..	44	22	3	14	..	..	3	14
K. G. F. City	1	10	..	5	..	..	..	5	..	5	..	..	..	5	..
Kolar	61	296	101	274	91	..	..	274	91	22	10	..	..	22	11
Tumkur	4	9	2	9	2	..	..	9	2	..	..	..	..	..	..
Mysore City	..	..	..	..	..	..	..	..	..	..	..	..	..	..	..
Mysore	108	18	609	17	609	..	3	17	606	1	..	..	..	1	..
Mandya	19	48	84	47	84	..	..	47	84	1	..	..	..	1	..
Chitaldrug	..	..	..	..	..	..	..	..	..	..	..	..	..	..	..
Hassan	100	111	193	111	193	..	1	111	192	..	..	..	..	..	..
Chikmagalur	..	..	..	..	..	..	..	..	..	..	..	..	..	..	..
Shimoga	18	27	36	27	36	..	..	27	36	..	..	..	..	..	..
<b>MYSORE STATE RURAL</b>	280	482	871	477	857	..	4	477	853	5	14	..	..	5	14
Bangalore	25	38	36	35	22	..	..	35	22	3	14	..	..	3	14
Kolar	24	248	1	248	1	..	..	248	1	..	..	..	..	..	..
Tumkur	4	9	2	9	2	..	..	9	2	..	..	..	..	..	..
Mysore	93	6	519	5	519	..	3	5	516	1	..	..	..	1	..
Mandya	16	43	84	42	84	..	..	42	84	1	..	..	..	1	..
Chitaldrug	..	..	..	..	..	..	..	..	..	..	..	..	..	..	..
Hassan	100	111	193	111	193	..	1	111	192	..	..	..	..	..	..
Chikmagalur	..	..	..	..	..	..	..	..	..	..	..	..	..	..	..
Shimoga	18	27	36	27	36	..	..	27	36	..	..	..	..	..	..
<b>MYSORE STATE URBAN</b>	59	84	190	57	180	..	..	57	180	27	10	..	..	27	10
Bangalore Corporation	..	..	..	..	..	..	..	..	..	..	..	..	..	..	..
Bangalore	3	9	..	9	..	..	..	9	..	..	..	..	..	..	..
K. G. F. City	1	10	..	5	..	..	..	5	..	5	..	..	..	5	..
Kolar	37	48	100	26	90	..	..	26	90	22	10	..	..	22	10
Tumkur	..	..	..	..	..	..	..	..	..	..	..	..	..	..	..
Mysore City	..	..	..	..	..	..	..	..	..	..	..	..	..	..	..
Mysore	15	12	90	12	90	..	..	12	90	..	..	..	..	..	..
Mandya	3	5	..	5	..	..	..	5	..	..	..	..	..	..	..
Chitaldrug	..	..	..	..	..	..	..	..	..	..	..	..	..	..	..
Hassan	..	..	..	..	..	..	..	..	..	..	..	..	..	..	..
Chikmagalur	..	..	..	..	..	..	..	..	..	..	..	..	..	..	..
Shimoga	..	..	..	..	..	..	..	..	..	..	..	..	..	..	..





### III—Non-Textile Establishments

#### BREWERS AND DISTILLERS

State, City and District	Total No. of establishments	Number of persons employed													
		Total		Males						Females					
		Total		Boys		Men		Total		Girls		Women			
		W.T.	P.T.	W.T.	P.T.	W.T.	P.T.	W.T.	P.T.	W.T.	P.T.	W.T.	P.T.		
1	2	3	4	5	6	7	8	9	10	11	12	13	14	15	16
<b>MYSORE STATE</b>	1	4	..	4	..	..	..	4	..	..	..	..	..	..	..
Bangalore Corporation	1	4	..	4	..	..	..	4	..	..	..	..	..	..	..
Bangalore	..	..	..	..	..	..	..	..	..	..	..	..	..	..	..
K. G. F. City	..	..	..	..	..	..	..	..	..	..	..	..	..	..	..
Kolar	..	..	..	..	..	..	..	..	..	..	..	..	..	..	..
Tumkur	..	..	..	..	..	..	..	..	..	..	..	..	..	..	..
Mysore City	..	..	..	..	..	..	..	..	..	..	..	..	..	..	..
Mysore	..	..	..	..	..	..	..	..	..	..	..	..	..	..	..
Mandya	..	..	..	..	..	..	..	..	..	..	..	..	..	..	..
Chitaldrug	..	..	..	..	..	..	..	..	..	..	..	..	..	..	..
Hassan	..	..	..	..	..	..	..	..	..	..	..	..	..	..	..
Chikmagalur	..	..	..	..	..	..	..	..	..	..	..	..	..	..	..
Shimoga	..	..	..	..	..	..	..	..	..	..	..	..	..	..	..
<b>MYSORE STATE RURAL</b>	..	..	..	..	..	..	..	..	..	..	..	..	..	..	..
Bangalore	..	..	..	..	..	..	..	..	..	..	..	..	..	..	..
Kolar	..	..	..	..	..	..	..	..	..	..	..	..	..	..	..
Tumkur	..	..	..	..	..	..	..	..	..	..	..	..	..	..	..
Mysore	..	..	..	..	..	..	..	..	..	..	..	..	..	..	..
Mandya	..	..	..	..	..	..	..	..	..	..	..	..	..	..	..
Chitaldrug	..	..	..	..	..	..	..	..	..	..	..	..	..	..	..
Hassan	..	..	..	..	..	..	..	..	..	..	..	..	..	..	..
Chikmagalur	..	..	..	..	..	..	..	..	..	..	..	..	..	..	..
Shimoga	..	..	..	..	..	..	..	..	..	..	..	..	..	..	..
<b>MYSORE STATE URBAN</b>	1	4	..	4	..	..	..	4	..	..	..	..	..	..	..
Bangalore Corporation	1	4	..	4	..	..	..	4	..	..	..	..	..	..	..
Bangalore	..	..	..	..	..	..	..	..	..	..	..	..	..	..	..
K. G. F. City	..	..	..	..	..	..	..	..	..	..	..	..	..	..	..
Kolar	..	..	..	..	..	..	..	..	..	..	..	..	..	..	..
Tumkur	..	..	..	..	..	..	..	..	..	..	..	..	..	..	..
Mysore City	..	..	..	..	..	..	..	..	..	..	..	..	..	..	..
Mysore	..	..	..	..	..	..	..	..	..	..	..	..	..	..	..
Mandya	..	..	..	..	..	..	..	..	..	..	..	..	..	..	..
Chitaldrug	..	..	..	..	..	..	..	..	..	..	..	..	..	..	..
Hassan	..	..	..	..	..	..	..	..	..	..	..	..	..	..	..
Chikmagalur	..	..	..	..	..	..	..	..	..	..	..	..	..	..	..
Shimoga	..	..	..	..	..	..	..	..	..	..	..	..	..	..	..



III—Non-Textile Establishments

MANUFACTURE OF AERATED AND MINERAL WATERS AND OTHER BEVERAGES

State, City and District	Total No. of establishments	Number of persons employed													
		Total		Males						Females					
		Total		Boys		Men		Total		Girls		Women			
		W.T.	P.T.	W.T.	P.T.	W.T.	P.T.	W.T.	P.T.	W.T.	P.T.	W.T.	P.T.		
1	2	3	4	5	6	7	8	9	10	11	12	13	14	15	16
<b>MYSORE STATE</b>	180	464	32	454	29	34	4	420	25	10	3	2	1	8	2
Bangalore Corporation	21	104	1	98	1	11	..	87	1	6	..	2	..	4	..
Bangalore	4	11	..	10	..	2	..	8	..	1	..	..	..	1	..
K. G. F. City	12	36	..	36	..	1	..	35	..	..	..	..	..	..	..
Kolar	8	17	4	16	4	4	..	12	4	1	..	..	..	1	..
Tumkur	7	16	2	16	2	1	..	15	2	..	..	..	..	..	..
Mysore City	29	84	4	83	3	2	2	81	1	1	1	..	1	1	..
Mysore	4	10	..	10	..	..	..	10	..	..	..	..	..	..	..
Mandya	7	12	1	12	1	..	..	12	1	..	..	..	..	..	..
Chitaldrug	18	33	5	33	5	..	..	33	5	..	..	..	..	..	..
Hassan	15	26	2	25	2	4	..	21	2	1	..	..	..	1	..
Chikmagalur	22	39	11	39	9	4	2	35	7	..	2	..	..	..	2
Shimoga	33	76	2	76	2	5	..	71	2	..	..	..	..	..	..
<b>MYSORE STATE RURAL</b>	15	31	6	29	6	3	..	26	6	2	..	..	..	2	..
Bangalore	4	11	..	10	..	2	..	8	..	1	..	..	..	1	..
Kolar	..	..	..	..	..	..	..	..	..	..	..	..	..	..	..
Tumkur	1	..	2	..	2	..	..	..	2	..	..	..	..	..	..
Mysore	1	3	..	3	..	..	..	3	..	..	..	..	..	..	..
Mandya	..	..	..	..	..	..	..	..	..	..	..	..	..	..	..
Chitaldrug	..	..	..	..	..	..	..	..	..	..	..	..	..	..	..
Hassan	1	3	..	2	..	..	..	2	..	1	..	..	..	1	..
Chikmagalur	4	4	2	4	2	1	..	3	2	..	..	..	..	..	..
Shimoga	4	10	2	10	2	..	..	10	2	..	..	..	..	..	..
<b>MYSORE STATE URBAN</b>	165	433	26	425	23	31	4	394	19	8	3	2	1	6	2
Bangalore Corporation	21	104	1	98	1	11	..	87	1	6	..	2	..	4	..
Bangalore	..	..	..	..	..	..	..	..	..	..	..	..	..	..	..
K. G. F. City	12	36	..	36	..	1	..	35	..	..	..	..	..	..	..
Kolar	8	17	4	16	4	4	..	12	4	1	..	..	..	1	..
Tumkur	6	16	..	16	..	1	..	15	..	..	..	..	..	..	..
Mysore City	29	84	4	83	3	2	2	81	1	1	1	..	1	1	..
Mysore	3	7	..	7	..	..	..	7	..	..	..	..	..	..	..
Mandya	7	12	1	12	1	..	..	12	1	..	..	..	..	..	..
Chitaldrug	18	33	5	33	5	..	..	33	5	..	..	..	..	..	..
Hassan	14	23	2	23	2	4	..	19	2	..	..	..	..	..	..
Chikmagalur	18	35	9	35	7	3	2	32	5	..	2	..	..	..	2
Shimoga	29	66	..	66	..	5	..	61	..	..	..	..	..	..	..

III—Non-Textile Establishments

MANUFACTURE OF BIDIS

376

State, City and District	Total No. of establishments	Number of persons employed													
		Total		Males						Females					
		Total		Boys		Men		Total		Girls		Women			
		W.T.	P.T.	W.T.	P.T.	W.T.	P.T.	W.T.	P.T.	W.T.	P.T.	W.T.	P.T.		
1	2	3	4	5	6	7	8	9	10	11	12	13	14	15	16
<b>MYSORE STATE</b>	1,270	4,277	514	3,257	240	145	20	3,112	220	1,020	274	56	27	964	247
Bangalore Corporation	31	202	21	199	14	15	..	184	14	3	7	..	..	3	7
Bangalore	145	575	27	456	14	18	..	438	14	119	13	6	..	113	13
K. G. F. City	4	20	..	20	..	1	..	19	..	..	..	..	..	..	..
Kolar	75	387	12	340	6	30	4	310	2	47	6	6	4	41	2
Tumkur	261	773	157	616	70	25	3	591	67	157	87	6	4	151	83
Mysore City	77	551	12	512	3	7	..	505	3	39	9	..	..	39	9
Mysore	37	193	13	154	4	1	..	153	4	39	9	5	6	34	3
Mandya	31	52	29	37	11	..	1	37	10	15	18	..	1	15	17
Chitaldrug	121	354	19	286	6	19	1	267	5	68	13	1	..	67	13
Hassan	322	754	199	362	95	21	10	341	85	392	104	27	12	365	92
Chikmagalur	71	190	1	99	1	3	1	96	..	91	..	2	..	89	..
Shimoga	95	226	24	176	16	5	..	171	16	50	8	3	..	47	8
<b>MYSORE STATE RURAL</b>	733	2,014	362	1,284	196	78	19	1,206	177	730	166	48	26	682	140
Bangalore	111	396	27	287	14	12	..	275	14	109	13	6	..	103	13
Kolar	45	228	11	187	5	15	4	172	1	41	6	6	4	35	2
Tumkur	193	475	116	344	64	16	3	323	61	131	52	5	3	126	49
Mysore	29	115	13	76	4	1	..	75	4	39	9	5	6	34	3
Mandya	22	35	22	23	7	..	1	23	6	12	15	..	1	12	14
Chitaldrug	19	63	5	56	5	15	..	41	5	7	..	..	..	7	..
Hassan	222	484	165	211	94	19	10	192	84	273	71	23	12	250	59
Chikmagalur	66	165	1	77	1	..	1	77	..	88	..	2	..	86	..
Shimoga	26	53	2	23	2	..	..	23	2	30	..	1	..	29	..
<b>MYSORE STATE URBAN</b>	537	2,263	152	1,973	44	67	1	1,906	43	290	108	8	1	282	107
Bangalore Corporation	31	202	21	199	14	15	..	184	14	3	7	..	..	3	7
Bangalore	34	179	..	169	..	6	..	163	..	10	..	..	..	10	..
K. G. F. City	4	20	..	20	..	1	..	19	..	..	..	..	..	..	..
Kolar	30	159	1	153	1	15	..	138	1	6	..	..	..	6	..
Tumkur	68	298	41	272	6	9	..	263	6	26	35	1	1	25	34
Mysore City	77	551	12	512	3	7	..	505	3	39	9	..	..	39	9
Mysore	8	78	..	78	..	..	..	78	..	..	..	..	..	..	..
Mandya	9	17	7	14	4	..	..	14	4	3	3	..	..	3	3
Chitaldrug	102	291	14	230	1	4	1	226	..	61	13	1	..	60	13
Hassan	100	270	34	151	1	2	..	149	1	119	33	4	..	115	33
Chikmagalur	5	25	..	22	..	3	..	19	..	3	..	..	..	3	..
Shimoga	69	173	22	153	14	5	..	148	14	20	8	2	..	18	8

III—Non-Textile Establishments

MANUFACTURE OF TOBACCO PRODUCTS (OTHER THAN BIDIS) SUCH AS CIGARETTES, CIGARS, CHERROOTS AND SNUFF

State, City and District	Total No. of establishments	Number of persons employed													
		Total		Males						Females					
				Total		Boys		Men		Total		Girls		Women	
		W.T.	P.T.	W.T.	P.T.	W.T.	P.T.	W.T.	P.T.	W.T.	P.T.	W.T.	P.T.	W.T.	P.T.
1	2	3	4	5	6	7	8	9	10	11	12	13	14	15	16
MYSORE STATE ..	71	161	49	124	31	1	..	123	31	37	18	..	..	37	18
Bangalore Corporation ..	6	17	7	17	7	..	..	17	7	..	..	..	..	..	..
Bangalore ..	5	8	..	8	..	..	..	8	..	..	..	..	..	..	..
K. G. F. City ..	..	..	..	..	..	..	..	..	..	..	..	..	..	..	..
Kolar ..	2	5	..	5	..	..	..	5	..	..	..	..	..	..	..
Tumkur ..	3	4	..	4	..	..	..	4	..	..	..	..	..	..	..
Mysore City ..	9	20	..	20	..	..	..	20	..	..	..	..	..	..	..
Mysore ..	8	13	1	13	1	..	..	13	1	..	..	..	..	..	..
Mandya ..	17	18	9	18	5	..	..	18	5	..	4	..	..	..	4
Chitaldrug ..	6	43	..	6	..	1	..	5	..	37	..	..	..	37	..
Hassan ..	8	19	32	19	18	..	..	19	18	..	14	..	..	..	14
Chikmagalur ..	4	8	..	8	..	..	..	8	..	..	..	..	..	..	..
Shimoga ..	3	6	..	6	..	..	..	6	..	..	..	..	..	..	..
MYSORE STATE RURAL ..	16	63	37	26	19	..	..	26	19	37	18	..	..	37	18
Bangalore ..	..	..	..	..	..	..	..	..	..	..	..	..	..	..	..
Kolar ..	..	..	..	..	..	..	..	..	..	..	..	..	..	..	..
Tumkur ..	..	..	..	..	..	..	..	..	..	..	..	..	..	..	..
Mysore ..	..	..	..	..	..	..	..	..	..	..	..	..	..	..	..
Mandya ..	5	6	5	6	1	..	..	6	1	..	4	..	..	..	4
Chitaldrug ..	3	37	..	..	..	..	..	..	..	37	..	..	..	37	..
Hassan ..	7	17	32	17	18	..	..	17	18	..	14	..	..	..	14
Chikmagalur ..	1	3	..	3	..	..	..	3	..	..	..	..	..	..	..
Shimoga ..	..	..	..	..	..	..	..	..	..	..	..	..	..	..	..
MYSORE STATE URBAN ..	55	98	12	98	12	1	..	97	12	..	..	..	..	..	..
Bangalore Corporation ..	6	17	7	17	7	..	..	17	7	..	..	..	..	..	..
Bangalore ..	5	8	..	8	..	..	..	8	..	..	..	..	..	..	..
K. G. F. City ..	..	..	..	..	..	..	..	..	..	..	..	..	..	..	..
Kolar ..	2	5	..	5	..	..	..	5	..	..	..	..	..	..	..
Tumkur ..	3	4	..	4	..	..	..	4	..	..	..	..	..	..	..
Mysore City ..	9	20	..	20	..	..	..	20	..	..	..	..	..	..	..
Mysore ..	8	13	1	13	1	..	..	13	1	..	..	..	..	..	..
Mandya ..	12	12	4	12	4	..	..	12	4	..	..	..	..	..	..
Chitaldrug ..	3	6	..	6	..	1	..	5	..	..	..	..	..	..	..
Hassan ..	1	2	..	2	..	..	..	2	..	..	..	..	..	..	..
Chikmagalur ..	3	5	..	5	..	..	..	5	..	..	..	..	..	..	..
Shimoga ..	3	6	..	6	..	..	..	6	..	..	..	..	..	..	..

## III—Non-Textile Establishments

## TAILORS, MILLINERS, DRESS-MAKERS AND DARNERS

State, City and District	Total No. of establishments	Number of persons employed													
		Total No.		Males						Females					
				Total		Boys		Mine		Total		Girls		Women	
		M.T.	P.T.	W.T.	P.T.	W.T.	P.T.	W.T.	P.T.	W.T.	P.T.	W.T.	P.T.	W.T.	P.T.
1	2	3	4	5	6	7	8	9	10	11	12	13	14	15	16
<b>MYSORE STATE</b>	9,712	15,900	1,029	14,644	777	852	92	13,792	685	1,256	252	173	36	1,083	216
Bangalore Corporation	1,262	2,765	93	2,708	87	279		2,429	68	57	6	2	1	55	5
Bangalore	1,138	1,559	120	1,465	107	44		1,421	103	94	13	6	1	88	12
K. G. F. City	310	557	61	555	61	81		474	59	2		1		1	
Kolar	1,225	1,708	170	1,588	114	42		1,546	95	120	56	12	11	108	45
Tumkur	1,021	1,596	130	1,403	93	44		1,359	78	193	37	22	7	171	30
Mysore City	562	977	14	950	12	89		861	5	27	2			27	2
Mysore	720	1,081	64	985	58	56		929	49	96	11	23		73	11
Mandya	472	655	98	620		21		599	78	35	17	4	6	31	11
Chitaldrug	1,048	1,886	75	1,512	39	105	3	1,407	26	374	36	89	8	285	28
Hassan	578	889	64	793	44	34	3	759	41	96	20	8		88	20
Chikmagalur	594	932	70	845	37		3	812	34	87	33	3	2	84	31
Shimoga	782	1,295	70	1,220	49			1,196	49	75	21	3		72	21
<b>MYSORE STATE RURAL</b>	4,460	6,649	666	5,873	467	227	48	5,446	419	976	199	162	35	814	164
Bangalore	919	1,259	85	1,170	75	43	4	1,127	71	89	10	6	1	83	9
Kolar	818	1,100	148	992	94	12	16	980	78	108	54	12	11	96	43
Tumkur	736	1,114	109	993	81	25	11	901	70	188	28	22	7	166	21
Mysore	356	509	55	448	47	25	4	423	43	61	8	18		43	8
Mandya	260	317	80	270	64	16	2	274	62	27	16	4	6	23	10
Chitaldrug	578	1,117	55	800	26	76	5	724	21	317	29	86	8	231	21
Hassan	281	458	43	381	27	14	3	367	24	77	16	8		69	16
Chikmagalur	250	372	53	322	33	9	3	313	30	50	20	3	2	47	18
Shimoga	262	403	38	344	20	7		337	20	59	18	3		56	18
<b>MYSORE STATE URBAN</b>	5,252	9,251	363	8,971	310	625	44	8,346	266	280	53	11	1	269	52
Bangalore Corporation	1,262	2,765	93	2,708	87	279	19	2,429	68	57	6	2	1	55	5
Bangalore	219	300	35	295	32	1		294	32	5	3			5	3
K. G. F. City	310	557	61	555	61	81	2	474	59			1		1	
Kolar	407	608	22	596	20	30	3	566	17	12	2			12	2
Tumkur	285	482	21	477	19	19	4	458	8	5	9			5	9
Mysore City	562	977	14	950		89	7	861	5	27	2			27	2
Mysore	364	572	9	537		31		506	6	35	3	5		30	3
Mandya	212	338	18	330	17	5	1	325	16	8	1			8	1
Chitaldrug	470	769	20	712	13	29	8	683	5	57	7	3		54	7
Hassan	297	431	21	412	17	20		392	17	19	4			19	4
Chikmagalur	344	560	17	523	4	24		499	4	37	13			37	13
Shimoga	520	892	32	87	29	17		859	29	16	3			16	3

III—Non-Textile Establishments

MANUFACTURE OF HOSIERY, EMBROIDERERS, MAKERS OF CREPE, LACE AND FRINGES

State, City and District	Total No. of establishments	Number of persons employed													
		Total		Males						Females					
				Total		Boys		Men		Total		Girls		Women	
		W.T.	P.T.	W.T.	P.T.	W.T.	P.T.	W.T.	P.T.	W.T.	P.T.	W.T.	P.T.	W.T.	P.T.
1	2	3	4	5	6	7	8	9	10	11	12	13	14	15	16
<b>MYSORE STATE</b>	123	213	73	133	28	6	3	127	25	80	45	2	2	78	43
Bangalore Corporation	58	116	44	76	26	5	3	71	23	40	18	2	1	38	17
Bangalore	1	2	..	2	..	1	..	1	..	..	..	..	..	..	..
K. G. F. City	4	2	2	..	2	..	..	..	2	2	..	..	..	2	..
Kolar	..	..	..	..	..	..	..	..	..	..	..	..	..	..	..
Tumkur	1	4	..	4	..	..	..	4	..	..	..	..	..	..	..
Mysore City	2	1	1	1	..	..	..	1	..	1	1	..	..	..	1
Mysore	5	23	..	6	..	..	..	6	..	17	..	..	..	17	..
Mandya	..	..	..	..	..	..	..	..	..	..	..	..	..	..	..
Chitaldrug	47	29	26	12	..	..	..	12	..	17	26	..	1	17	25
Hassan	1	5	..	2	..	..	..	2	..	3	..	..	..	3	..
Chikmagalur	3	30	..	30	..	..	..	30	..	..	..	..	..	..	..
Shimoga	1	1	..	..	..	..	..	..	..	1	..	..	..	1	..
<b>MYSORE STATE RURAL</b>	15	52	..	49	..	1	..	48	..	3	..	..	..	3	..
Bangalore	1	2	..	2	..	1	..	1	..	..	..	..	..	..	..
Kolar	..	..	..	..	..	..	..	..	..	..	..	..	..	..	..
Tumkur	..	..	..	..	..	..	..	..	..	..	..	..	..	..	..
Mysore	1	5	..	5	..	..	..	5	..	..	..	..	..	..	..
Mandya	..	..	..	..	..	..	..	..	..	..	..	..	..	..	..
Chitaldrug	9	10	..	10	..	..	..	10	..	..	..	..	..	..	..
Hassan	1	5	..	2	..	..	..	2	..	3	..	..	..	3	..
Chikmagalur	3	30	..	30	..	..	..	30	..	..	..	..	..	..	..
Shimoga	..	..	..	..	..	..	..	..	..	..	..	..	..	..	..
<b>MYSORE STATE URBAN</b>	108	161	73	84	28	5	3	79	25	77	45	2	2	75	43
Bangalore Corporation	58	116	44	76	26	5	3	71	23	40	18	2	1	38	17
Bangalore	..	..	..	..	..	..	..	..	..	..	..	..	..	..	..
K. G. F. City	4	2	2	..	2	..	..	..	2	2	..	..	..	2	..
Kolar	..	..	..	..	..	..	..	..	..	..	..	..	..	..	..
Tumkur	1	4	..	4	..	..	..	4	..	..	..	..	..	..	1
Mysore City	2	1	1	1	..	..	..	1	..	..	1	..	..	..	1
Mysore	4	18	..	1	..	..	..	1	..	17	..	..	..	17	..
Mandya	..	..	..	..	..	..	..	..	..	..	..	..	..	..	..
Chitaldrug	38	19	26	2	..	..	..	2	..	17	26	..	1	17	25
Hassan	..	..	..	..	..	..	..	..	..	..	..	..	..	..	..
Chikmagalur	..	..	..	..	..	..	..	..	..	..	..	..	..	..	..
Shimoga	1	1	..	..	..	..	..	..	..	1	..	..	..	1	..





III—Non-Textile Establishments

HAT AND CAP MAKERS

State, City and District	Total No. of establishments	Number of persons employed													
		Total		Males						Females					
		Total		Boys		Men		Total		Girls		Women			
		W.T.	P.T.	W.T.	P.T.	W.T.	P.T.	W.T.	P.T.	W.T.	P.T.	W.T.	P.T.		
1	2	3	4	5	6	7	8	9	10	11	12	13	14	15	16
<b>MYSORE STATE</b>	54	109	5	108	5	5	1	103	4	1	..	..	..	1	..
Bangalore Corporation	29	69	3	68	3	4	..	64	3	1	..	..	..	1	..
Bangalore	..	..	..	..	..	..	..	..	..	..	..	..	..	..	..
K. G. F. City	1	..	1	..	1	..	..	..	1	..	..	..	..	..	..
Kolar	3	3	1	3	1	..	1	3	..	..	..	..	..	..	..
Tumkur	5	5	..	5	..	..	..	5	..	..	..	..	..	..	..
Mysore City	7	9	..	9	..	..	..	9	..	..	..	..	..	..	..
Mysore	..	..	..	..	..	..	..	..	..	..	..	..	..	..	..
Mandya	..	..	..	..	..	..	..	..	..	..	..	..	..	..	..
Chitaldrug	7	20	..	20	..	1	..	19	..	..	..	..	..	..	..
Hassan	..	..	..	..	..	..	..	..	..	..	..	..	..	..	..
Chikmagalur	1	2	..	2	..	..	..	2	..	..	..	..	..	..	..
Shimoga	1	1	..	1	..	..	..	1	..	..	..	..	..	..	..
<b>MYSORE STATE RURAL</b>	1	1	..	1	..	..	..	1	..	..	..	..	..	..	..
Bangalore	..	..	..	..	..	..	..	..	..	..	..	..	..	..	..
Kolar	..	..	..	..	..	..	..	..	..	..	..	..	..	..	..
Tumkur	1	1	..	1	..	..	..	1	..	..	..	..	..	..	..
Mysore	..	..	..	..	..	..	..	..	..	..	..	..	..	..	..
Mandya	..	..	..	..	..	..	..	..	..	..	..	..	..	..	..
Chitaldrug	..	..	..	..	..	..	..	..	..	..	..	..	..	..	..
Hassan	..	..	..	..	..	..	..	..	..	..	..	..	..	..	..
Chikmagalur	..	..	..	..	..	..	..	..	..	..	..	..	..	..	..
Shimoga	..	..	..	..	..	..	..	..	..	..	..	..	..	..	..
<b>MYSORE STATE URBAN</b>	53	108	5	107	5	5	1	102	4	1	..	..	..	1	..
Bangalore Corporation	29	69	3	68	3	4	..	64	3	1	..	..	..	1	..
Bangalore	..	..	..	..	..	..	..	..	..	..	..	..	..	..	..
K. G. F. City	1	..	1	..	1	..	..	..	1	..	..	..	..	..	..
Kolar	3	3	1	3	1	..	1	3	..	..	..	..	..	..	..
Tumkur	4	4	..	4	..	..	..	4	..	..	..	..	..	..	..
Mysore City	7	9	..	9	..	..	..	9	..	..	..	..	..	..	..
Mysore	..	..	..	..	..	..	..	..	..	..	..	..	..	..	..
Mandya	..	..	..	..	..	..	..	..	..	..	..	..	..	..	..
Chitaldrug	7	20	..	20	..	1	..	19	..	..	..	..	..	..	..
Hassan	..	..	..	..	..	..	..	..	..	..	..	..	..	..	..
Chikmagalur	1	2	..	2	..	..	..	2	..	..	..	..	..	..	..
Shimoga	1	1	..	1	..	..	..	1	..	..	..	..	..	..	..

**III—Non-Textile Establishments**  
**MANUFACTURE OF HOUSE FURNISHING TEXTILES**

State, City and District	Total No. of establishments	Number of persons employed													
		Total		Males						Females					
		Total		Boys		Men		Total		Girls		Women			
		W.T.	P.T.	W.T.	P.T.	W.T.	P.T.	W.T.	P.T.	W.T.	P.T.	W.T.	P.T.		
1	2	3	4	5	6	7	8	9	10	11	12	13	14	15	16
<b>MYSORE STATE</b>	49	87	5	85	5	3	..	82	5	2	..	..	..	2	..
Bangalore Corporation	9	21	..	20	..	..	..	20	..	1	..	..	..	1	..
Bangalore	1	1	..	1	..	..	..	1	..	..	..	..	..	..	..
K. G. F. City	..	..	..	..	..	..	..	..	..	..	..	..	..	..	..
Kolar	..	..	..	..	..	..	..	..	..	..	..	..	..	..	..
Tumkur	21	36	..	35	..	..	..	35	..	1	..	..	..	1	..
Mysore City	6	12	..	12	..	..	..	12	..	..	..	..	..	..	..
Mysore	1	2	..	2	..	..	..	2	..	..	..	..	..	..	..
Mandya	2	2	..	2	..	..	..	2	..	..	..	..	..	..	..
Chitaldrug	3	3	3	3	3	..	..	3	3	..	..	..	..	..	..
Hassan	1	1	..	1	..	..	..	1	..	..	..	..	..	..	..
Chikmagalur	..	..	..	..	..	..	..	..	..	..	..	..	..	..	..
Shimoga	5	9	2	9	2	3	..	6	2	..	..	..	..	..	..
<b>MYSORE STATE RURAL</b>	18	29	3	29	3	..	..	29	3	..	..	..	..	..	..
Bangalore	1	1	..	1	..	..	..	1	..	..	..	..	..	..	..
Kolar	..	..	..	..	..	..	..	..	..	..	..	..	..	..	..
Tumkur	15	27	..	27	..	..	..	27	..	..	..	..	..	..	..
Mysore	..	..	..	..	..	..	..	..	..	..	..	..	..	..	..
Mandya	..	..	..	..	..	..	..	..	..	..	..	..	..	..	..
Chitaldrug	2	1	3	1	3	..	..	1	3	..	..	..	..	..	..
Hassan	..	..	..	..	..	..	..	..	..	..	..	..	..	..	..
Chikmagalur	..	..	..	..	..	..	..	..	..	..	..	..	..	..	..
Shimoga	..	..	..	..	..	..	..	..	..	..	..	..	..	..	..
<b>MYSORE STATE URBAN</b>	31	53	2	56	2	3	..	53	2	2	..	..	..	2	..
Bangalore Corporation	9	21	..	20	..	..	..	20	..	1	..	..	..	1	..
Bangalore	..	..	..	..	..	..	..	..	..	..	..	..	..	..	..
K. G. F. City	..	..	..	..	..	..	..	..	..	..	..	..	..	..	..
Kolar	..	..	..	..	..	..	..	..	..	..	..	..	..	..	..
Tumkur	6	9	..	8	..	..	..	8	..	1	..	..	..	1	..
Mysore City	6	12	..	12	..	..	..	12	..	..	..	..	..	..	..
Mysore	1	2	..	2	..	..	..	2	..	..	..	..	..	..	..
Mandya	2	2	..	2	..	..	..	2	..	..	..	..	..	..	..
Chitaldrug	1	2	..	2	..	..	..	2	..	..	..	..	..	..	..
Hassan	1	1	..	1	..	..	..	1	..	..	..	..	..	..	..
Chikmagalur	..	..	..	..	..	..	..	..	..	..	..	..	..	..	..
Shimoga	5	9	2	9	2	3	..	6	2	..	..	..	..	..	..

III—Non-Textile Establishments

MAKERS OF OTHER MADE-UP TEXTILE GOODS, INCLUDING UMBRELLAS

State, City and District	Total No. of establishments	Number of persons employed													
		Total		Males						Females					
		Total		Boys		Men		Total		Girls		Women			
		W.T.	P.T.	W.T.	P.T.	W.T.	P.T.	W.T.	P.T.	W.T.	P.T.	W.T.	P.T.		
1	2	3	4	5	6	7	8	9	10	11	12	13	14	15	16
<b>MYSORE STATE</b> ..	<b>20</b>	<b>55</b>	<b>5</b>	<b>53</b>	<b>5</b>	<b>2</b>	..	<b>51</b>	<b>5</b>	<b>2</b>	..	..	..	<b>2</b>	..
Bangalore Corporation ..	5	22	..	22	..	2	..	20	..	..	..	..	..	..	..
Bangalore ..	..	..	..	..	..	..	..	..	..	..	..	..	..	..	..
K. G. F. City ..	..	..	..	..	..	..	..	..	..	..	..	..	..	..	..
Kolar ..	..	..	..	..	..	..	..	..	..	..	..	..	..	..	..
Tumkur ..	1	1	..	1	..	..	..	1	..	..	..	..	..	..	..
Mysore City ..	7	26	4	24	4	..	..	24	4	2	..	..	..	2	..
Mysore ..	2	2	..	2	..	..	..	2	..	..	..	..	..	..	..
Mandya ..	1	1	..	1	..	..	..	1	..	..	..	..	..	..	..
Chitaldrug ..	..	..	..	..	..	..	..	..	..	..	..	..	..	..	..
Hassan ..	..	..	..	..	..	..	..	..	..	..	..	..	..	..	..
Chikmagalur ..	2	1	1	1	1	..	..	1	1	..	..	..	..	..	..
Shimoga ..	2	2	..	2	..	..	..	2	..	..	..	..	..	..	..
<b>MYSORE STATE RURAL</b> ..	<b>3</b>	<b>2</b>	<b>1</b>	<b>2</b>	<b>1</b>	..	..	<b>2</b>	<b>1</b>	..	..	..	..	..	..
Bangalore ..	..	..	..	..	..	..	..	..	..	..	..	..	..	..	..
Kolar ..	..	..	..	..	..	..	..	..	..	..	..	..	..	..	..
Tumkur ..	..	..	..	..	..	..	..	..	..	..	..	..	..	..	..
Mysore ..	1	1	..	1	..	..	..	1	..	..	..	..	..	..	..
Mandya ..	..	..	..	..	..	..	..	..	..	..	..	..	..	..	..
Chitaldrug ..	..	..	..	..	..	..	..	..	..	..	..	..	..	..	..
Hassan ..	..	..	..	..	..	..	..	..	..	..	..	..	..	..	..
Chikmagalur ..	1	..	1	..	1	..	..	..	1	..	..	..	..	..	..
Shimoga ..	1	1	..	1	..	..	..	1	..	..	..	..	..	..	..
<b>MYSORE STATE URBAN</b> ..	<b>17</b>	<b>53</b>	<b>4</b>	<b>51</b>	<b>4</b>	<b>2</b>	..	<b>49</b>	<b>4</b>	<b>2</b>	..	..	..	<b>2</b>	..
Bangalore Corporation ..	5	22	..	22	..	2	..	20	..	..	..	..	..	..	..
Bangalore ..	..	..	..	..	..	..	..	..	..	..	..	..	..	..	..
K. G. F. City ..	..	..	..	..	..	..	..	..	..	..	..	..	..	..	..
Kolar ..	..	..	..	..	..	..	..	..	..	..	..	..	..	..	..
Tumkur ..	1	1	..	1	..	..	..	1	..	..	..	..	..	..	..
Mysore City ..	7	26	4	24	4	..	..	24	4	2	..	..	..	2	..
Mysore ..	1	1	..	1	..	..	..	1	..	..	..	..	..	..	..
Mandya ..	1	1	..	1	..	..	..	1	..	..	..	..	..	..	..
Chitaldrug ..	..	..	..	..	..	..	..	..	..	..	..	..	..	..	..
Hassan ..	..	..	..	..	..	..	..	..	..	..	..	..	..	..	..
Chikmagalur ..	1	1	..	1	..	..	..	1	..	..	..	..	..	..	..
Shimoga ..	1	1	..	1	..	..	..	1	..	..	..	..	..	..	..

III—Non-Textile Establishments

TANNERS AND ALL OTHER WORKERS IN LEATHER

State, City and District	Total No. of establishments	Number of persons employed													
		Total		Males						Females					
		Total		Boys		Men		Total		Girls		Women			
		W.T.	P.T.	W.T.	P.T.	W.T.	P.T.	W.T.	P.T.	W.T.	P.T.	W.T.	P.T.		
1	2	3	4	5	6	7	8	9	10	11	12	13	14	15	16
<b>MYSORE STATE</b>	380	596	183	530	106	3	4	527	102	68	77	8	..	58	77
Bangalore Corporation	..	..	..	..	..	..	..	..	..	..	..	..	..	..	..
Bangalore	9	108	..	87	..	..	..	87	..	21	..	..	..	21	..
K. G. F. City	..	..	..	..	..	..	..	..	..	..	..	..	..	..	..
Kolar	184	258	85	252	40	1	4	251	36	6	45	1	..	5	45
Tumkur	55	40	74	39	42	..	..	39	42	1	32	..	..	1	32
Mysore City	2	3	..	3	..	..	..	3	..	..	..	..	..	..	..
Mysore	20	55	..	36	..	..	..	36	..	19	..	..	..	19	..
Mandya	16	16	7	14	7	..	..	14	7	2	..	..	..	2	..
Chitaldrug	14	16	..	16	..	..	..	16	..	..	..	..	..	..	..
Hassan	1	2	..	2	..	..	..	2	..	..	..	..	..	..	..
Chikmagalur	30	36	2	32	2	..	..	32	2	4	..	..	..	4	..
Shimoga	49	62	15	49	15	2	..	47	15	13	..	7	..	6	..
<b>MYSORE STATE RURAL</b>	348	545	183	485	106	3	4	482	102	60	77	8	..	52	77
Bangalore	9	108	..	87	..	..	..	87	..	21	..	..	..	21	..
Kolar	178	250	85	244	40	1	4	243	36	6	45	1	..	5	45
Tumkur	54	39	74	38	42	..	..	38	42	1	32	..	..	1	32
Mysore	14	48	..	29	..	..	..	29	..	19	..	..	..	19	..
Mandya	12	6	7	6	7	..	..	6	7	..	..	..	..	..	..
Chitaldrug	12	12	..	12	..	..	..	12	..	..	..	..	..	..	..
Hassan	..	..	..	..	..	..	..	..	..	..	..	..	..	..	..
Chikmagalur	25	25	2	25	2	..	..	25	2	..	..	..	..	..	..
Shimoga	44	57	15	44	15	2	..	42	15	13	..	7	..	6	..
<b>MYSORE STATE URBAN</b>	32	51	..	45	..	..	..	45	..	6	..	..	..	6	..
Bangalore Corporation	..	..	..	..	..	..	..	..	..	..	..	..	..	..	..
Bangalore	..	..	..	..	..	..	..	..	..	..	..	..	..	..	..
K. G. F. City	..	..	..	..	..	..	..	..	..	..	..	..	..	..	..
Kolar	6	8	..	8	..	..	..	8	..	..	..	..	..	..	..
Tumkur	1	1	..	1	..	..	..	1	..	..	..	..	..	..	..
Mysore City	2	3	..	3	..	..	..	3	..	..	..	..	..	..	..
Mysore	6	7	..	7	..	..	..	7	..	..	..	..	..	..	..
Mandya	4	10	..	8	..	..	..	8	..	2	..	..	..	2	..
Chitaldrug	2	4	..	4	..	..	..	4	..	..	..	..	..	..	..
Hassan	1	2	..	2	..	..	..	2	..	..	..	..	..	..	..
Chikmagalur	5	11	..	7	..	..	..	7	..	4	..	..	..	4	..
Shimoga	5	5	..	5	..	..	..	5	..	..	..	..	..	..	..

III—Non-Textile Establishments

COBBLERS

State, City and District	Total No. of establishments	Number of persons employed													
		Total		Males						Females					
				Total		Boys		Men		Total		Girls		Women	
		W.T.	P.T.	W.T.	P.T.	W.T.	P.T.	W.T.	P.T.	W.T.	P.T.	W.T.	P.T.	W.T.	P.T.
1	2	3	4	5	6	7	8	9	10	11	12	13	14	15	16
<b>MYSORE STATE</b>	4,857	6,184	1,928	5,509	1,610	195	56	5,314	1,554	675	318	169	43	506	275
Bangalore Corporation	219	525	24	515	23	31	2	484	21	10	1	..	..	10	1
Bangalore	206	245	39	239	28	1	..	238	28	6	11	..	..	6	11
K. G. F. City	21	42	4	42	4	1	1	41	3	..	..	..	..	..	..
Kolar	163	206	30	193	28	..	..	193	28	13	2	..	..	13	2
Tumkur	310	419	121	371	96	9	11	362	85	48	25	15	12	33	13
Mysore City	98	212	5	210	5	7	1	203	4	2	..	..	..	2	..
Mysore	370	476	177	399	149	22	2	377	147	77	28	21	2	56	26
Mandya	188	248	36	248	36	9	..	239	36	..	..	..	..	..	..
Chitaldrug	2,296	2,635	1,151	2,214	952	104	13	2,110	939	421	199	126	17	295	182
Hassan	90	144	36	107	31	..	..	107	31	37	5	..	..	37	5
Chikmagalur	179	195	60	185	58	..	..	185	58	10	2	1	..	9	2
Shimoga	717	837	245	786	200	11	26	775	174	51	45	6	12	45	33
<b>MYSORE STATE RURAL</b>	3,987	4,483	1,841	3,879	1,526	131	51	3,748	1,475	604	315	150	43	454	272
Bangalore	175	189	39	183	28	..	..	183	28	6	11	..	..	6	11
Kolar	135	163	28	150	27	..	..	150	27	13	1	..	..	13	1
Tumkur	254	319	115	272	90	9	11	263	79	47	25	15	12	32	13
Mysore	293	274	170	241	142	5	2	236	140	33	28	2	2	31	26
Mandya	74	91	8	91	8	8	..	83	8	..	..	..	..	..	..
Chitaldrug	2,213	2,498	1,151	2,082	952	100	13	1,982	939	416	199	126	17	290	182
Hassan	52	89	34	53	29	..	..	53	29	36	5	..	..	36	5
Chikmagalur	147	139	58	131	57	..	..	131	57	8	1	1	..	7	1
Shimoga	644	721	238	676	193	9	25	667	168	45	45	6	12	39	33
<b>MYSORE STATE URBAN</b>	870	1,701	87	1,630	84	64	5	1,566	79	71	3	19	..	52	3
Bangalore Corporation	219	525	24	515	23	31	2	484	21	10	1	..	..	10	1
Bangalore	31	56	..	56	..	1	..	55	..	..	..	..	..	..	..
K. G. F. City	21	42	4	42	4	1	1	41	3	..	..	..	..	..	..
Kolar	28	43	2	43	1	..	..	43	1	..	1	..	..	..	1
Tumkur	56	100	6	99	6	..	..	99	6	1	..	..	..	..	..
Mysore City	98	212	5	210	5	7	1	203	4	2	..	..	..	2	..
Mysore	77	202	7	158	7	17	..	141	7	44	..	19	..	25	..
Mandya	114	157	28	157	28	1	..	156	28	..	..	..	..	..	..
Chitaldrug	83	137	..	132	..	4	..	128	..	5	..	..	..	5	..
Hassan	38	55	2	54	2	..	..	54	2	1	..	..	..	1	..
Chikmagalur	32	56	2	54	1	..	..	54	1	2	1	..	..	2	1
Shimoga	73	116	7	110	7	2	1	108	6	6	..	..	..	6	..



III—Non-Textile Establishments

BLACKSMITHS

State, City and District	Total No. of establishments	Number of persons employed													
		Total		Males						Females					
		Total		Boys		Men		Total		Girls		Women			
		W.T.	P.T.	W.T.	P.T.	W.T.	P.T.	W.T.	P.T.	W.T.	P.T.	W.T.	P.T.		
1	2	3	4	5	6	7	8	9	10	11	12	13	14	15	16
<b>MYSORE STATE</b>	<b>5,877</b>	<b>11,081</b>	<b>1,886</b>	<b>9,779</b>	<b>1,489</b>	<b>399</b>	<b>105</b>	<b>9,380</b>	<b>1,384</b>	<b>1,302</b>	<b>397</b>	<b>202</b>	<b>77</b>	<b>1,100</b>	<b>320</b>
Bangalore Corporation	88	331	5	325	4	39	..	286	4	6	1	..	..	6	1
Bangalore	1,171	1,965	343	1,806	300	41	9	1,765	291	159	43	21	9	138	34
K. G. F. City	37	86	8	83	7	3	..	80	7	3	1	..	..	3	1
Kolar	883	1,535	294	1,388	249	31	5	1,357	244	147	45	23	7	124	38
Tumkur	881	1,817	418	1,518	253	66	48	1,452	205	299	165	60	42	239	123
Mysore City	61	155	7	149	7	12	4	137	3	6	..	..	..	6	..
Mysore	528	937	244	768	191	32	11	736	180	169	53	35	11	134	42
Mandya	359	605	119	537	106	15	1	522	105	68	13	5	1	63	12
Chitaldrug	666	1,603	119	1,298	80	106	9	1,192	71	305	39	41	6	264	33
Hassan	416	676	123	608	99	14	7	594	92	68	24	..	..	68	24
Chikmagalur	253	433	82	411	72	8	4	403	68	22	10	4	1	18	9
Shimoga	534	938	124	888	121	32	7	856	114	50	3	13	..	37	3
<b>MYSORE STATE RURAL</b>	<b>5,165</b>	<b>9,129</b>	<b>1,776</b>	<b>7,896</b>	<b>1,384</b>	<b>302</b>	<b>96</b>	<b>7,594</b>	<b>1,288</b>	<b>1,233</b>	<b>392</b>	<b>190</b>	<b>77</b>	<b>1,043</b>	<b>315</b>
Bangalore	1,118	1,856	332	1,698	289	40	9	1,658	280	158	43	21	9	137	34
Kolar	807	1,341	286	1,196	241	29	5	1,167	236	145	45	23	7	122	38
Tumkur	826	1,675	413	1,378	248	65	48	1,313	200	297	165	60	42	237	123
Mysore	506	887	235	728	182	31	11	697	171	159	53	28	11	131	42
Mandya	330	548	96	480	83	13	1	467	82	68	13	5	1	63	12
Chitaldrug	574	1,281	114	995	76	88	9	907	67	236	38	41	6	245	32
Hassan	378	580	123	514	99	12	7	502	92	66	24	..	..	66	24
Chikmagalur	196	303	79	281	69	7	4	274	65	22	10	4	1	18	9
Shimoga	430	658	98	626	97	17	2	609	95	32	1	8	..	24	1
<b>MYSORE STATE URBAN</b>	<b>712</b>	<b>1,952</b>	<b>110</b>	<b>1,883</b>	<b>105</b>	<b>97</b>	<b>9</b>	<b>1,786</b>	<b>96</b>	<b>69</b>	<b>5</b>	<b>12</b>	<b>..</b>	<b>57</b>	<b>5</b>
Bangalore Corporation	88	331	5	325	4	39	..	286	4	6	1	..	..	6	1
Bangalore	53	109	11	108	11	1	..	107	11	1	..	..	..	1	..
K. G. F. City	37	86	8	83	7	3	..	80	7	3	1	..	..	3	1
Kolar	76	194	8	192	8	2	..	190	8	2	..	..	..	2	..
Tumkur	55	142	5	140	5	1	..	139	5	2	..	..	..	2	..
Mysore City	61	155	7	149	7	12	4	137	3	6	..	..	..	6	..
Mysore	22	50	9	40	9	1	..	39	9	10	..	7	..	3	..
Mandya	29	57	3	57	23	2	..	55	23	..	..	..	..	..	..
Chitaldrug	92	322	5	303	4	18	..	285	4	19	1	..	..	19	1
Hassan	38	96	..	94	..	2	..	92	..	2	..	..	..	2	..
Chikmagalur	57	130	3	130	3	1	..	129	3	..	..	..	..	..	..
Shimoga	104	280	26	262	24	15	5	247	19	18	2	5	..	13	2

III—Non-Textile Establishments

WORKERS IN COPPER, BRASS AND BELL METAL

State, City and District	Total No. of establishments	Number of persons employed													
		Total		Males						Females					
		Total		Boys		Men		Total		Girls		Women			
		W.T.	P.T.	W.T.	P.T.	W.T.	P.T.	W.T.	P.T.	W.T.	P.T.	W.T.	P.T.		
1	2	3	4	5	6	7	8	9	10	11	12	13	14	15	16
<b>MYSORE STATE</b>	565	1,222	299	1,161	240	63	8	1,098	232	61	59	15	9	46	50
Bangalore Corporation	58	206	14	203	14	9	1	194	13	3	..	..	..	3	..
Bangalore	58	95	11	91	11	1	..	90	11	4	..	..	..	4	..
K. G. F. City	5	14	..	14	..	1	..	13	..	..	..	..	..	..	..
Kolar	40	60	11	57	11	2	1	55	10	3	..	2	..	1	..
Tumkur	68	172	19	167	15	8	2	159	13	5	4	2	3	3	1
Mysore City	26	71	4	71	..	13	..	58	..	..	4	..	..	..	4
Mysore	62	115	4	104	3	7	..	97	3	11	1	4	1	7	..
Mandya	26	54	6	52	4	3	..	49	4	2	2	..	..	2	2
Chitaldrug	23	55	3	49	3	4	2	45	1	6	..	1	..	5	..
Hassan	135	235	215	212	167	9	2	203	165	23	48	6	5	17	43
Chikmagalur	21	50	3	48	3	..	..	48	3	2	..	..	..	2	..
Shimoga	43	95	9	93	9	6	..	87	9	2	..	..	..	2	..
<b>MYSORE STATE RURAL</b>	295	536	105	499	53	20	3	479	50	37	52	11	9	26	43
Bangalore	31	48	11	46	11	..	..	46	11	2	..	..	..	2	..
Kolar	30	41	10	38	10	1	..	37	10	3	..	2	..	1	..
Tumkur	57	153	16	148	12	6	1	142	11	5	4	2	3	3	1
Mysore	35	53	3	50	2	2	..	48	2	3	1	..	1	3	..
Mandya	7	8	4	8	2	1	..	7	2	..	2	..	..	..	2
Chitaldrug	9	23	..	17	..	2	..	15	..	6	..	1	..	5	..
Hassan	66	144	53	129	8	6	2	123	6	15	45	6	5	9	40
Chikmagalur	11	29	3	27	3	..	..	27	3	2	..	..	..	2	..
Shimoga	19	37	5	36	5	2	..	34	5	1	..	..	..	1	..
<b>MYSORE STATE URBAN</b>	300	686	194	662	187	43	5	619	182	24	7	4	..	20	7
Bangalore Corporation	58	206	14	203	14	9	1	194	13	3	..	..	..	3	..
Bangalore	27	47	..	45	..	1	..	44	..	2	..	..	..	2	..
K. G. F. City	5	14	..	14	..	1	..	13	..	..	..	..	..	..	..
Kolar	10	19	1	19	1	1	1	18	..	..	..	..	..	..	..
Tumkur	11	19	3	19	3	2	1	17	2	..	..	..	..	..	4
Mysore City	26	71	4	71	..	13	..	58	..	..	4	..	..	..	4
Mysore	27	62	1	54	1	5	..	49	1	8	..	4	..	4	..
Mandya	19	46	2	44	2	2	..	42	2	2	..	..	..	2	..
Chitaldrug	14	32	3	32	3	2	2	30	1	..	..	..	..	..	3
Hassan	69	91	162	83	159	3	..	80	159	8	3	..	..	8	3
Chikmagalur	10	21	..	21	..	..	..	21	..	1	..	..	..	1	..
Shimoga	24	58	4	57	4	4	..	53	4	1	..	..	..	1	..



### III— Non-Textile Establishments

#### TINKERS

State, City and District	Total No. of establishments	Number of persons employed													
		Total		Males						Females					
		Total		Total		Boys		Men		Total		Girls		Women	
		W.T.	P.T.	W.T.	P.T.	W.T.	P.T.	W.T.	P.T.	W.T.	P.T.	W.T.	P.T.	W.T.	P.T.
1	2	3	4	5	6	7	8	9	10	11	12	13	14	15	16
<b>MYSORE STATE</b>	505	1,100	78	1,024	59	93	3	931	56	76	19	17	1	59	18
Bangalore Corporation	127	489	15	473	11	47	2	426	9	16	4	6	..	10	4
Bangalore	52	61	15	21	15	5	..	16	15	40	..	8	..	32	..
K. G. F. City	15	31	1	30	1	6	..	24	1	1	..	..	..	1	..
Kolar	36	49	5	48	5	1	..	47	5	1	..	..	..	1	..
Tumkur	23	41	2	37	2	3	..	34	2	4	..	3	..	1	..
Mysore City	49	110	11	110	4	17	..	93	4	..	7	..	1	..	6
Mysore	15	23	1	21	1	..	..	21	1	2	..	..	..	2	..
Mandya	36	50	4	48	4	..	..	48	4	2	..	..	..	2	..
Chitaldrug	53	94	3	86	3	8	..	78	3	8	..	..	..	8	..
Hassan	28	49	4	48	2	1	1	47	1	1	2	..	..	1	2
Chikmagalur	26	36	8	35	4	1	..	34	4	1	4	..	..	1	4
Shimoga	45	67	9	67	7	4	..	63	7	..	2	..	..	..	2
<b>MYSORE STATE RURAL</b>	166	203	45	150	39	6	..	144	39	53	6	11	..	42	6
Bangalore	44	47	15	7	15	5	..	2	15	40	..	8	..	32	..
Kolar	23	26	5	25	5	..	..	25	5	1	..	..	..	1	..
Tumkur	7	13	..	9	..	1	..	8	..	4	..	3	..	1	..
Mysore	7	10	1	8	1	..	..	8	1	2	..	..	..	2	..
Mandya	25	30	4	28	4	..	..	28	4	2	..	..	..	2	..
Chitaldrug	24	35	3	31	3	..	..	31	3	4	..	..	..	4	..
Hassan	10	13	1	13	1	..	..	13	1	..	..	..	..	..	4
Chikmagalur	8	11	8	11	4	..	..	11	4	..	4	..	..	..	4
Shimoga	18	18	8	18	6	..	..	18	6	..	2	..	..	..	2
<b>MYSORE STATE URBAN</b>	339	897	33	874	20	87	3	787	17	23	13	6	1	17	12
Bangalore Corporation	127	489	15	473	11	47	2	426	9	16	4	6	..	10	4
Bangalore	8	14	..	14	..	..	..	14	..	..	..	..	..	..	..
K. G. F. City	15	31	1	30	1	6	..	24	1	1	..	..	..	1	..
Kolar	13	23	..	23	..	1	..	22	..	..	..	..	..	..	..
Tumkur	16	28	2	28	2	2	..	26	2	..	..	..	..	..	6
Mysore City	49	110	11	110	4	17	..	93	4	..	7	..	1	..	6
Mysore	8	13	..	13	..	..	..	13	..	..	..	..	..	..	..
Mandya	11	20	..	20	..	..	..	20	..	..	..	..	..	..	..
Chitaldrug	29	59	..	55	..	8	..	47	..	4	..	..	..	4	..
Hassan	18	36	3	35	1	1	1	34	..	1	2	..	..	1	2
Chikmagalur	18	25	..	24	..	1	..	23	..	1	..	..	..	1	..
Shimoga	27	49	1	49	1	4	..	45	1	..	..	..	..	..	..

III—Non-Textile Establishments

CUTLERS AND SURGICAL AND VETERINARY INSTRUMENT MAKERS.

State, City and District	Total No. of establishments	Number of persons employed													
		Total		Males						Females					
		Total		Boys		Men		Total		Girls		Women			
		W.T.	P.T.	W.T.	P.T.	W.T.	P.T.	W.T.	P.T.	W.T.	P.T.	W.T.	P.T.		
1	2	3	4	5	6	7	8	9	10	11	12	13	14	15	16
<b>MYSORE STATE</b>	10	26	..	26	..	..	..	26	..	..	..	..	..	..	..
Bangalore Corporation	..	..	..	..	..	..	..	..	..	..	..	..	..	..	..
Bangalore	2	2	..	..	..	..	..	2	..	..	..	..	..	..	..
K. G. F. City	..	..	..	..	..	..	..	..	..	..	..	..	..	..	..
Kolar	..	..	..	..	..	..	..	..	..	..	..	..	..	..	..
Tumkur	1	2	..	2	..	..	..	2	..	..	..	..	..	..	..
Mysore City	..	..	..	..	..	..	..	..	..	..	..	..	..	..	..
Mysore	..	..	..	..	..	..	..	..	..	..	..	..	..	..	..
Mandya	..	..	..	..	..	..	..	..	..	..	..	..	..	..	..
Chitaldrug	..	..	..	..	..	..	..	..	..	..	..	..	..	..	..
Hassan	2	11	..	11	..	..	..	11	..	..	..	..	..	..	..
Chikmagalur	1	1	..	1	..	..	..	1	..	..	..	..	..	..	..
Shimoga	4	10	..	10	..	..	..	10	..	..	..	..	..	..	..
<b>MYSORE STATE RURAL</b>	5	14	..	14	..	..	..	14	..	..	..	..	..	..	..
Bangalore	2	2	..	2	..	..	..	2	..	..	..	..	..	..	..
Kolar	..	..	..	..	..	..	..	..	..	..	..	..	..	..	..
Tumkur	..	..	..	..	..	..	..	..	..	..	..	..	..	..	..
Mysore	..	..	..	..	..	..	..	..	..	..	..	..	..	..	..
Mandya	..	..	..	..	..	..	..	..	..	..	..	..	..	..	..
Chitaldrug	..	..	..	..	..	..	..	..	..	..	..	..	..	..	..
Hassan	2	11	..	11	..	..	..	11	..	..	..	..	..	..	..
Chikmagalur	1	1	..	1	..	..	..	1	..	..	..	..	..	..	..
Shimoga	..	..	..	..	..	..	..	..	..	..	..	..	..	..	..
<b>MYSORE STATE URBAN</b>	5	12	..	12	..	..	..	12	..	..	..	..	..	..	..
Bangalore Corporation	..	..	..	..	..	..	..	..	..	..	..	..	..	..	..
Bangalore	..	..	..	..	..	..	..	..	..	..	..	..	..	..	..
K. G. F. City	..	..	..	..	..	..	..	..	..	..	..	..	..	..	..
Kolar	..	..	..	..	..	..	..	..	..	..	..	..	..	..	..
Tumkur	1	2	..	2	..	..	..	2	..	..	..	..	..	..	..
Mysore City	..	..	..	..	..	..	..	..	..	..	..	..	..	..	..
Mysore	..	..	..	..	..	..	..	..	..	..	..	..	..	..	..
Mandya	..	..	..	..	..	..	..	..	..	..	..	..	..	..	..
Chitaldrug	..	..	..	..	..	..	..	..	..	..	..	..	..	..	..
Hassan	..	..	..	..	..	..	..	..	..	..	..	..	..	..	..
Chikmagalur	..	..	..	..	..	..	..	..	..	..	..	..	..	..	..
Shimoga	4	10	..	10	..	..	..	10	..	..	..	..	..	..	..

### III—Non-Textile Establishments

#### WORKERS IN MINTS, DIE SINKERS, ETC.

State, City and District	Total No. of establishments	Number of persons employed													
		Total		Males						Females					
		Total		Boys		Men		Total		Girls		Women			
		W.T.	P.T.	W.T.	P.T.	W.T.	P.T.	W.T.	P.T.	W.T.	P.T.	W.T.	P.T.		
1	2	3	4	5	6	7	8	9	10	11	12	13	14	15	16
<b>MYSORE STATE</b> ..	<b>17</b>	<b>18</b>	..	<b>18</b>	..	..	..	<b>18</b>	..	..	..	..	..	..	..
Bangalore Corporation ..	17	18	..	18	..	..	..	18	..	..	..	..	..	..	..
Bangalore ..	..	..	..	..	..	..	..	..	..	..	..	..	..	..	..
K. G. F. City ..	..	..	..	..	..	..	..	..	..	..	..	..	..	..	..
Kolar ..	..	..	..	..	..	..	..	..	..	..	..	..	..	..	..
Tumkur ..	..	..	..	..	..	..	..	..	..	..	..	..	..	..	..
Mysore City ..	..	..	..	..	..	..	..	..	..	..	..	..	..	..	..
Mysore ..	..	..	..	..	..	..	..	..	..	..	..	..	..	..	..
Maniya ..	..	..	..	..	..	..	..	..	..	..	..	..	..	..	..
Chitaldrug ..	..	..	..	..	..	..	..	..	..	..	..	..	..	..	..
Hassan ..	..	..	..	..	..	..	..	..	..	..	..	..	..	..	..
Chikmagalur ..	..	..	..	..	..	..	..	..	..	..	..	..	..	..	..
Shimoga ..	..	..	..	..	..	..	..	..	..	..	..	..	..	..	..
<b>MYSORE STATE RURAL</b> ..	..	..	..	..	..	..	..	..	..	..	..	..	..	..	..
Bangalore ..	..	..	..	..	..	..	..	..	..	..	..	..	..	..	..
Kolar ..	..	..	..	..	..	..	..	..	..	..	..	..	..	..	..
Tumkur ..	..	..	..	..	..	..	..	..	..	..	..	..	..	..	..
Mysore ..	..	..	..	..	..	..	..	..	..	..	..	..	..	..	..
Mandya ..	..	..	..	..	..	..	..	..	..	..	..	..	..	..	..
Chitaldrug ..	..	..	..	..	..	..	..	..	..	..	..	..	..	..	..
Hassan ..	..	..	..	..	..	..	..	..	..	..	..	..	..	..	..
Chikmagalur ..	..	..	..	..	..	..	..	..	..	..	..	..	..	..	..
Shimoga ..	..	..	..	..	..	..	..	..	..	..	..	..	..	..	..
<b>MYSORE STATE URBAN</b> ..	<b>17</b>	<b>18</b>	..	<b>18</b>	..	..	..	<b>18</b>	..	..	..	..	..	..	..
Bangalore Corporation ..	17	18	..	18	..	..	..	18	..	..	..	..	..	..	..
Bangalore ..	..	..	..	..	..	..	..	..	..	..	..	..	..	..	..
K. G. F. City ..	..	..	..	..	..	..	..	..	..	..	..	..	..	..	..
Kolar ..	..	..	..	..	..	..	..	..	..	..	..	..	..	..	..
Tumkur ..	..	..	..	..	..	..	..	..	..	..	..	..	..	..	..
Mysore City ..	..	..	..	..	..	..	..	..	..	..	..	..	..	..	..
Mysore ..	..	..	..	..	..	..	..	..	..	..	..	..	..	..	..
Mandya ..	..	..	..	..	..	..	..	..	..	..	..	..	..	..	..
Chitaldrug ..	..	..	..	..	..	..	..	..	..	..	..	..	..	..	..
Hassan ..	..	..	..	..	..	..	..	..	..	..	..	..	..	..	..
Chikmagalur ..	..	..	..	..	..	..	..	..	..	..	..	..	..	..	..
Shimoga ..	..	..	..	..	..	..	..	..	..	..	..	..	..	..	..

III—Non-Textile Establishments

MAKERS OF ARMS, GUNS, ETC., INCLUDING WORKERS IN ORDNANCE FACTORIES

State, City and District	Total No. of establishments	Number of persons employed													
		Total		Males						Females					
		Total		Total		Boys		Men		Total		Girls		Women	
		W.T.	P.T.	W.T.	P.T.	W.T.	P.T.	W.T.	P.T.	W.T.	P.T.	W.T.	P.T.	W.T.	P.T.
1	2	3	4	5	6	7	8	9	10	11	12	13	14	15	16
<b>MYSORE STATE</b>	71	123	15	114	13	2	4	112	9	9	2	5	..	4	2
Bangalore Corporation	..	..	..	..	..	..	..	..	..	..	..	..	..	..	..
Bangalore	1	1	..	1	..	..	..	1	..	..	..	..	..	..	..
K. G. F. City	..	..	..	..	..	..	..	..	..	..	..	..	..	..	..
Kolar	7	8	1	8	1	..	..	8	1	..	..	..	..	..	..
Tumkur	6	16	8	16	6	..	4	16	2	..	2	..	..	..	2
Mysore City	19	26	1	26	1	..	..	26	1	..	..	..	..	..	..
Mysore	9	8	2	8	2	..	..	8	2	..	..	..	..	..	..
Mandya	..	..	..	..	..	..	..	..	..	..	..	..	..	..	..
Chitaldrug	..	..	..	..	..	..	..	..	..	..	..	..	..	..	..
Hassan	8	36	..	27	..	2	..	25	..	9	..	5	..	4	..
Chikmagalur	7	9	..	9	..	..	..	9	..	..	..	..	..	..	..
Shimoga	14	19	3	19	3	..	..	19	3	..	..	..	..	..	..
<b>MYSORE STATE RURAL</b>	28	58	14	49	12	2	4	47	8	9	2	5	..	4	2
Bangalore	1	1	..	1	..	..	..	1	..	..	..	..	..	..	..
Kolar	2	1	1	1	1	..	..	1	1	..	..	..	..	..	..
Tumkur	3	4	8	4	6	..	4	4	2	..	2	..	..	..	2
Mysore	3	2	2	2	2	..	..	2	2	..	..	..	..	..	..
Mandya	..	..	..	..	..	..	..	..	..	..	..	..	..	..	..
Chitaldrug	..	..	..	..	..	..	..	..	..	..	..	..	..	..	..
Hassan	7	33	..	24	..	2	..	22	..	9	..	5	..	4	..
Chikmagalur	2	4	..	4	..	..	..	4	..	..	..	..	..	..	..
Shimoga	10	13	3	13	3	..	..	13	3	..	..	..	..	..	..
<b>MYSORE STATE URBAN</b>	43	65	1	65	1	..	..	65	1	..	..	..	..	..	..
Bangalore Corporation	..	..	..	..	..	..	..	..	..	..	..	..	..	..	..
Bangalore	..	..	..	..	..	..	..	..	..	..	..	..	..	..	..
K. G. F. City	..	..	..	..	..	..	..	..	..	..	..	..	..	..	..
Kolar	5	7	..	7	..	..	..	7	..	..	..	..	..	..	..
Tumkur	3	12	..	12	..	..	..	12	..	..	..	..	..	..	..
Mysore City	19	26	1	26	1	..	..	26	1	..	..	..	..	..	..
Mysore	6	6	..	6	..	..	..	6	..	..	..	..	..	..	..
Mandya	..	..	..	..	..	..	..	..	..	..	..	..	..	..	..
Chitaldrug	..	..	..	..	..	..	..	..	..	..	..	..	..	..	..
Hassan	1	3	..	3	..	..	..	3	..	..	..	..	..	..	..
Chikmagalur	5	5	..	5	..	..	..	5	..	..	..	..	..	..	..
Shimoga	4	6	..	6	..	..	..	6	..	..	..	..	..	..	..

### III—Non-Textile Establishments

#### MANUFACTURE OF CASTINGS

State, City and District	Total No. of establishments	Number of persons employed													
		Total		Males						Females					
		Total		Boys		Men		Total		Girls		Women			
		W.T.	P.T.	W.T.	P.T.	W.T.	P.T.	W.T.	P.T.	W.T.	P.T.	W.T.	P.T.		
1	2	3	4	5	6	7	8	9	10	11	12	13	14	15	16
<b>MYSORE STATE</b>	2	2	..	2	..	..	..	2	..	..	..	..	..	..	..
Bangalore Corporation	..	..	..	..	..	..	..	..	..	..	..	..	..	..	..
Bangalore	..	..	..	..	..	..	..	..	..	..	..	..	..	..	..
K. G. F. City	..	..	..	..	..	..	..	..	..	..	..	..	..	..	..
Kolar	..	..	..	..	..	..	..	..	..	..	..	..	..	..	..
Tumkur	..	..	..	..	..	..	..	..	..	..	..	..	..	..	..
Mysore City	..	..	..	..	..	..	..	..	..	..	..	..	..	..	..
Mysore	..	..	..	..	..	..	..	..	..	..	..	..	..	..	..
Mandya	2	2	..	2	..	..	..	2	..	..	..	..	..	..	..
Chitaldrug	..	..	..	..	..	..	..	..	..	..	..	..	..	..	..
Hassan	..	..	..	..	..	..	..	..	..	..	..	..	..	..	..
Chikmagalur	..	..	..	..	..	..	..	..	..	..	..	..	..	..	..
Shimoga	..	..	..	..	..	..	..	..	..	..	..	..	..	..	..
<b>MYSORE STATE RURAL</b>	..	..	..	..	..	..	..	..	..	..	..	..	..	..	..
Bangalore	..	..	..	..	..	..	..	..	..	..	..	..	..	..	..
Kolar	..	..	..	..	..	..	..	..	..	..	..	..	..	..	..
Tumkur	..	..	..	..	..	..	..	..	..	..	..	..	..	..	..
Mysore	..	..	..	..	..	..	..	..	..	..	..	..	..	..	..
Mandya	..	..	..	..	..	..	..	..	..	..	..	..	..	..	..
Chitaldrug	..	..	..	..	..	..	..	..	..	..	..	..	..	..	..
Hassan	..	..	..	..	..	..	..	..	..	..	..	..	..	..	..
Chikmagalur	..	..	..	..	..	..	..	..	..	..	..	..	..	..	..
Shimoga	..	..	..	..	..	..	..	..	..	..	..	..	..	..	..
<b>MYSORE STATE URBAN</b>	2	2	..	2	..	..	..	2	..	..	..	..	..	..	..
Bangalore Corporation	..	..	..	..	..	..	..	..	..	..	..	..	..	..	..
Bangalore	..	..	..	..	..	..	..	..	..	..	..	..	..	..	..
K. G. F. City	..	..	..	..	..	..	..	..	..	..	..	..	..	..	..
Kolar	..	..	..	..	..	..	..	..	..	..	..	..	..	..	..
Tumkur	..	..	..	..	..	..	..	..	..	..	..	..	..	..	..
Mysore City	..	..	..	..	..	..	..	..	..	..	..	..	..	..	..
Mysore	..	..	..	..	..	..	..	..	..	..	..	..	..	..	..
Mandya	2	2	..	2	..	..	..	2	..	..	..	..	..	..	..
Chitaldrug	..	..	..	..	..	..	..	..	..	..	..	..	..	..	..
Hassan	..	..	..	..	..	..	..	..	..	..	..	..	..	..	..
Chikmagalur	..	..	..	..	..	..	..	..	..	..	..	..	..	..	..
Shimoga	..	..	..	..	..	..	..	..	..	..	..	..	..	..	..



III—Non-Textile Establishments

REPAIR OF MOTOR VEHICLES AND BICYCLES

State, City and District	Total No. of establishments	Number of persons employed													
		Total		Males						Females					
				Total		Boys		Men		Total		Girls		Women	
		W.T.	P.T.	W.T.	P.T.	W.T.	P.T.	W.T.	P.T.	W.T.	P.T.	W.T.	P.T.	W.T.	P.T.
1	2	3	4	5	6	7	8	9	10	11	12	13	14	15	16
<b>MYSORE STATE</b>	<b>1,681</b>	<b>3,457</b>	<b>97</b>	<b>3,434</b>	<b>92</b>	<b>403</b>	<b>17</b>	<b>3,031</b>	<b>75</b>	<b>23</b>	<b>5</b>	..	..	<b>23</b>	<b>5</b>
Bangalore Corporation	561	1,265	31	1,264	29	207	2	1,057	27	1	2	..	..	1	2
Bangalore	175	309	10	299	10	15	1	284	9	10	..	..	..	10	..
K. G. F. City	40	82	6	82	6	17	..	65	6	..	..	..	..	..	..
Kolar	96	173	7	172	7	11	2	161	5	1	..	..	..	1	..
Tumkur	86	158	6	158	6	10	2	148	4	..	..	..	..	..	..
Mysore City	265	518	10	510	10	81	5	429	5	8	..	..	..	8	..
Mysore	106	170	1	170	1	8	1	162	..	..	..	..	..	..	..
Mandya	71	137	8	137	8	8	1	129	7	..	..	..	..	..	..
Chitaldrug	50	94	..	93	..	4	..	89	..	1	..	..	..	1	..
Hassan	60	136	..	136	..	11	..	125	..	..	..	..	..	..	..
Chikmagalur	51	131	6	130	6	11	1	119	5	1	..	..	..	1	..
Shimoga	120	284	12	283	9	20	2	263	7	1	3	..	..	1	3
<b>MYSORE STATE RURAL</b>	<b>210</b>	<b>354</b>	<b>15</b>	<b>342</b>	<b>12</b>	<b>13</b>	<b>1</b>	<b>329</b>	<b>11</b>	<b>12</b>	<b>3</b>	..	..	<b>12</b>	<b>3</b>
Bangalore	118	204	8	194	8	10	..	184	8	10	..	..	..	10	..
Kolar	10	13	2	12	2	..	..	12	2	1	..	..	..	1	..
Tumkur	14	44	..	44	..	1	..	43	..	..	..	..	..	..	..
Mysore	22	25	1	25	1	1	1	24	..	..	..	..	..	..	..
Mandya	26	37	..	37	..	..	..	37	..	..	..	..	..	..	..
Chitaldrug	4	7	..	7	..	..	..	7	..	..	..	..	..	..	..
Hassan	8	13	..	13	..	1	..	12	..	..	..	..	..	1	..
Chikmagalur	1	3	..	2	..	..	..	2	..	1	..	..	..	1	..
Shimoga	7	8	4	8	1	..	..	8	1	..	3	..	..	..	3
<b>MYSORE STATE URBAN</b>	<b>1,471</b>	<b>3,103</b>	<b>82</b>	<b>3,092</b>	<b>80</b>	<b>390</b>	<b>16</b>	<b>2,702</b>	<b>64</b>	<b>11</b>	<b>2</b>	..	..	<b>11</b>	<b>2</b>
Bangalore Corporation	561	1,265	31	1,264	29	207	2	1,057	27	1	2	..	..	1	2
Bangalore	57	105	2	105	2	5	1	100	1	..	..	..	..	..	..
K. G. F. City	40	82	6	82	6	17	..	65	6	..	..	..	..	..	..
Kolar	86	160	5	160	5	11	2	149	3	..	..	..	..	..	..
Tumkur	72	114	6	114	6	9	2	105	4	..	..	..	..	..	..
Mysore City	265	518	10	510	10	81	5	429	5	8	..	..	..	8	..
Mysore	84	145	..	145	..	7	..	138	..	..	..	..	..	..	..
Mandya	45	100	8	100	8	8	1	92	7	..	..	..	..	..	..
Chitaldrug	46	87	..	86	..	4	..	82	..	1	..	..	..	1	..
Hassan	52	123	..	123	..	10	..	113	..	..	..	..	..	..	..
Chikmagalur	50	128	6	128	6	11	1	117	5	..	..	..	..	..	..
Shimoga	113	276	8	275	8	20	2	255	6	1	..	..	..	1	..

III—Non-Textile Establishments

COACH BUILDERS AND MAKERS OF CARRIAGES, PALKI, RICKSHAW, ETC. AND WHEELWRIGHTS

State, City and District	Total No. of establishments	Number of persons employed													
		Total		Males						Females					
		Total		Boys		Men		Total		Girls		Women			
		W.T.	P.T.	W.T.	P.T.	W.T.	P.T.	W.T.	P.T.	W.T.	P.T.	W.T.	P.T.		
1	2	3	4	5	6	7	8	9	10	11	12	13	14	15	16
<b>MYSORE STATE</b>	<b>814</b>	<b>2,260</b>	<b>302</b>	<b>2,193</b>	<b>293</b>	<b>102</b>	<b>6</b>	<b>2,091</b>	<b>287</b>	<b>67</b>	<b>9</b>	<b>15</b>	<b>..</b>	<b>52</b>	<b>9</b>
Bangalore Corporation	42	192	..	192	..	15	..	177	..	..	..	..	..	..	..
Bangalore	35	75	24	73	24	1	..	72	24	2	..	..	..	2	..
K. G. F. City	1	5	1	5	1	..	..	5	1	..	..	..	..	..	..
Kolar	120	251	48	244	47	6	..	238	47	7	1	2	..	5	1
Tumkur	135	317	81	310	78	11	2	299	76	7	3	..	..	7	3
Mysore City	2	5	..	5	..	..	..	5	..	..	..	..	..	..	..
Mysore	181	489	54	465	50	17	1	448	49	24	4	6	..	18	4
Mandya	97	242	40	234	40	8	..	226	40	8	..	3	..	5	..
Chitaldrug	50	166	9	156	8	8	1	148	7	10	1	2	..	8	1
Hassan	52	163	9	155	9	3	1	152	8	8	..	2	..	6	..
Chikmagalur	17	47	10	46	10	..	1	46	9	1	..	..	..	1	..
Shimoga	82	308	26	308	26	33	..	275	26	..	..	..	..	..	..
<b>MYSORE STATE RURAL</b>	<b>537</b>	<b>1,196</b>	<b>233</b>	<b>1,138</b>	<b>227</b>	<b>64</b>	<b>5</b>	<b>1,074</b>	<b>222</b>	<b>58</b>	<b>6</b>	<b>13</b>	<b>..</b>	<b>45</b>	<b>6</b>
Bangalore	29	49	24	47	24	1	..	46	24	2	..	..	..	2	..
Kolar	96	181	46	174	45	3	..	171	45	7	1	2	..	5	1
Tumkur	98	156	74	151	74	2	2	149	72	5	..	..	..	5	..
Mysore	126	258	45	241	41	13	1	228	40	17	4	4	..	13	4
Mandya	53	116	18	108	18	8	..	100	18	8	..	3	..	5	..
Chitaldrug	43	142	8	132	7	5	..	127	7	10	1	2	..	8	1
Hassan	37	108	9	100	9	2	1	98	8	8	..	2	..	6	..
Chikmagalur	10	17	5	16	5	..	1	16	4	1	..	..	..	1	..
Shimoga	45	169	4	169	4	30	..	139	4	..	..	..	..	..	..
<b>MYSORE STATE URBAN</b>	<b>277</b>	<b>1,064</b>	<b>69</b>	<b>1,055</b>	<b>66</b>	<b>38</b>	<b>1</b>	<b>1,017</b>	<b>65</b>	<b>9</b>	<b>3</b>	<b>2</b>	<b>..</b>	<b>7</b>	<b>3</b>
Bangalore Corporation	42	192	..	192	..	15	..	177	..	..	..	..	..	..	..
Bangalore	6	26	..	26	..	..	..	26	..	..	..	..	..	..	..
K. G. F. City	1	5	1	5	1	..	..	5	1	..	..	..	..	..	..
Kolar	24	70	2	70	2	3	..	67	2	..	..	..	..	..	..
Tumkur	37	161	7	159	4	9	..	150	4	2	3	..	..	2	3
Mysore City	2	5	..	5	..	..	..	5	..	..	..	..	..	..	..
Mysore	55	231	9	224	9	4	..	220	9	7	..	2	..	5	..
Mandya	44	126	22	126	22	..	..	126	22	..	..	..	..	..	..
Chitaldrug	7	24	1	24	1	3	1	21	..	..	..	..	..	..	..
Hassan	15	55	..	55	..	1	..	54	..	..	..	..	..	..	..
Chikmagalur	7	30	5	30	5	..	..	30	5	..	..	..	..	..	..
Shimoga	37	139	22	139	22	3	..	136	22	..	..	..	..	..	..



III—Non-Textile Establishments

MANUFACTURE OF ALL OTHER TRANSPORT EQUIPMENT

State, City and District	Total No. of establishments	Number of persons employed													
		Total		Males						Females					
		Total		Boys		Men		Total		Girls		Women			
		W.T.	P.T.	W.T.	P.T.	W.T.	P.T.	W.T.	P.T.	W.T.	P.T.	W.T.	P.T.		
1	2	3	4	5	6	7	8	9	10	11	12	13	14	15	16
<b>MYSORE STATE</b>	8	26	..	26	..	2	..	24	..	..	..	..	..	..	..
Bangalore Corporation	2	2	..	2	..	..	..	2	..	..	..	..	..	..	..
Bangalore	..	..	..	..	..	..	..	..	..	..	..	..	..	..	..
K. G. F. City	..	..	..	..	..	..	..	..	..	..	..	..	..	..	..
Kolar	..	..	..	..	..	..	..	..	..	..	..	..	..	..	..
Tumkur	..	..	..	..	..	..	..	..	..	..	..	..	..	..	..
Mysore City	4	21	..	21	..	2	..	19	..	..	..	..	..	..	..
Mysore	..	..	..	..	..	..	..	..	..	..	..	..	..	..	..
Mandya	..	..	..	..	..	..	..	..	..	..	..	..	..	..	..
Chitaldrug	2	3	..	3	..	..	..	3	..	..	..	..	..	..	..
Hassan	..	..	..	..	..	..	..	..	..	..	..	..	..	..	..
Chikmagalur	..	..	..	..	..	..	..	..	..	..	..	..	..	..	..
Shimoga	..	..	..	..	..	..	..	..	..	..	..	..	..	..	..
<b>MYSORE STATE RURAL</b>	..	..	..	..	..	..	..	..	..	..	..	..	..	..	..
Bangalore	..	..	..	..	..	..	..	..	..	..	..	..	..	..	..
Kolar	..	..	..	..	..	..	..	..	..	..	..	..	..	..	..
Tumkur	..	..	..	..	..	..	..	..	..	..	..	..	..	..	..
Mysore	..	..	..	..	..	..	..	..	..	..	..	..	..	..	..
Mandya	..	..	..	..	..	..	..	..	..	..	..	..	..	..	..
Chitaldrug	..	..	..	..	..	..	..	..	..	..	..	..	..	..	..
Hassan	..	..	..	..	..	..	..	..	..	..	..	..	..	..	..
Chikmagalur	..	..	..	..	..	..	..	..	..	..	..	..	..	..	..
Shimoga	..	..	..	..	..	..	..	..	..	..	..	..	..	..	..
<b>MYSORE STATE URBAN</b>	8	26	..	26	..	2	..	24	..	..	..	..	..	..	..
Bangalore Corporation	2	2	..	2	..	..	..	2	..	..	..	..	..	..	..
Bangalore	..	..	..	..	..	..	..	..	..	..	..	..	..	..	..
K. G. F. City	..	..	..	..	..	..	..	..	..	..	..	..	..	..	..
Kolar	..	..	..	..	..	..	..	..	..	..	..	..	..	..	..
Tumkur	..	..	..	..	..	..	..	..	..	..	..	..	..	..	..
Mysore City	4	21	..	21	..	2	..	19	..	..	..	..	..	..	..
Mysore	..	..	..	..	..	..	..	..	..	..	..	..	..	..	..
Mandya	..	..	..	..	..	..	..	..	..	..	..	..	..	..	..
Chitaldrug	2	3	..	3	..	..	..	3	..	..	..	..	..	..	..
Hassan	..	..	..	..	..	..	..	..	..	..	..	..	..	..	..
Chikmagalur	..	..	..	..	..	..	..	..	..	..	..	..	..	..	..
Shimoga	..	..	..	..	..	..	..	..	..	..	..	..	..	..	..



III—Non-Textile Establishments

MANUFACTURE OF ELECTRIC WIRE AND CABLE

State, City and District	Total No. of establishments	Number of persons employed													
		Total		Males						Females					
		Total		Boys		Men		Total		Girls		Women			
		W.T.	P.T.	W.T.	P.T.	W.T.	P.T.	W.T.	P.T.	W.T.	P.T.	W.T.	P.T.		
1	2	3	4	5	6	7	8	9	10	11	12	13	14	15	16
MYSORE STATE ..	2	11	2	11	2	6	..	5	2	..	..	..	..	..	..
Bangalore Corporation ..	2	11	2	11	2	6	..	5	2	..	..	..	..	..	..
Bangalore ..	..	..	..	..	..	..	..	..	..	..	..	..	..	..	..
K. G. F. City ..	..	..	..	..	..	..	..	..	..	..	..	..	..	..	..
Kolar ..	..	..	..	..	..	..	..	..	..	..	..	..	..	..	..
Tumkur ..	..	..	..	..	..	..	..	..	..	..	..	..	..	..	..
Mysore City ..	..	..	..	..	..	..	..	..	..	..	..	..	..	..	..
Mysore ..	..	..	..	..	..	..	..	..	..	..	..	..	..	..	..
Mandya ..	..	..	..	..	..	..	..	..	..	..	..	..	..	..	..
Chitaldrug ..	..	..	..	..	..	..	..	..	..	..	..	..	..	..	..
Hassan ..	..	..	..	..	..	..	..	..	..	..	..	..	..	..	..
Chikmagalur ..	..	..	..	..	..	..	..	..	..	..	..	..	..	..	..
Shimoga ..	..	..	..	..	..	..	..	..	..	..	..	..	..	..	..
MYSORE STATE RURAL ..	..	..	..	..	..	..	..	..	..	..	..	..	..	..	..
Bangalore ..	..	..	..	..	..	..	..	..	..	..	..	..	..	..	..
Kolar ..	..	..	..	..	..	..	..	..	..	..	..	..	..	..	..
Tumkur ..	..	..	..	..	..	..	..	..	..	..	..	..	..	..	..
Mysore ..	..	..	..	..	..	..	..	..	..	..	..	..	..	..	..
Mandya ..	..	..	..	..	..	..	..	..	..	..	..	..	..	..	..
Chitaldrug ..	..	..	..	..	..	..	..	..	..	..	..	..	..	..	..
Hassan ..	..	..	..	..	..	..	..	..	..	..	..	..	..	..	..
Chikmagalur ..	..	..	..	..	..	..	..	..	..	..	..	..	..	..	..
Shimoga ..	..	..	..	..	..	..	..	..	..	..	..	..	..	..	..
MYSORE STATE URBAN ..	2	11	2	11	2	6	..	5	2	..	..	..	..	..	..
Bangalore Corporation ..	2	11	2	11	2	6	..	5	2	..	..	..	..	..	..
Bangalore ..	..	..	..	..	..	..	..	..	..	..	..	..	..	..	..
K. G. F. City ..	..	..	..	..	..	..	..	..	..	..	..	..	..	..	..
Kolar ..	..	..	..	..	..	..	..	..	..	..	..	..	..	..	..
Tumkur ..	..	..	..	..	..	..	..	..	..	..	..	..	..	..	..
Mysore City ..	..	..	..	..	..	..	..	..	..	..	..	..	..	..	..
Mysore ..	..	..	..	..	..	..	..	..	..	..	..	..	..	..	..
Mandya ..	..	..	..	..	..	..	..	..	..	..	..	..	..	..	..
Chitaldrug ..	..	..	..	..	..	..	..	..	..	..	..	..	..	..	..
Hassan ..	..	..	..	..	..	..	..	..	..	..	..	..	..	..	..
Chikmagalur ..	..	..	..	..	..	..	..	..	..	..	..	..	..	..	..
Shimoga ..	..	..	..	..	..	..	..	..	..	..	..	..	..	..	..

III—Non-Textile Establishments

REPAIRERS OF RADIOS AND OTHER ELECTRICAL GOODS

State, City and District	Total No. of establishments	Number of persons employed													
		Total		Males						Females					
		Total		Boys		Men		Total		Girls		Women			
		W.T.	P.T.	W.T.	P.T.	W.T.	P.T.	W.T.	P.T.	W.T.	P.T.	W.T.	P.T.		
1	2	3	4	5	6	7	8	9	10	11	12	13	14	15	16
<b>MYSORE STATE</b>	147	373	10	373	10	18	..	355	10	..	..	..	..	..	..
Bangalore Corporation	66	185	3	185	3	5	..	180	3	..	..	..	..	..	..
Bangalore	1	1	..	1	..	..	..	1	..	..	..	..	..	..	..
K. G. F. City	5	5	2	5	2	..	..	5	2	..	..	..	..	..	..
Kolar	1	1	..	1	..	..	..	1	..	..	..	..	..	..	..
Tumkur	8	12	..	12	..	..	..	12	..	..	..	..	..	..	..
Mysore City	42	99	5	99	5	10	..	89	5	..	..	..	..	..	..
Mysore	..	..	..	..	..	..	..	..	..	..	..	..	..	..	..
Mandya	3	5	..	5	..	..	..	5	..	..	..	..	..	..	..
Chitaldrug	5	16	..	16	..	..	..	16	..	..	..	..	..	..	..
Hassan	2	3	..	3	..	..	..	3	..	..	..	..	..	..	..
Chikmagalur	..	..	..	..	..	..	..	..	..	..	..	..	..	..	..
Shimoga	14	46	..	46	..	3	..	43	..	..	..	..	..	..	..
<b>MYSORE STATE RURAL</b>	3	4	..	4	..	..	..	4	..	..	..	..	..	..	..
Bangalore	1	1	..	1	..	..	..	1	..	..	..	..	..	..	..
Kolar	..	..	..	..	..	..	..	..	..	..	..	..	..	..	..
Tumkur	..	..	..	..	..	..	..	..	..	..	..	..	..	..	..
Mysore	..	..	..	..	..	..	..	..	..	..	..	..	..	..	..
Mandya	..	..	..	..	..	..	..	..	..	..	..	..	..	..	..
Chitaldrug	1	2	..	2	..	..	..	2	..	..	..	..	..	..	..
Hassan	..	..	..	..	..	..	..	..	..	..	..	..	..	..	..
Chikmagalur	..	..	..	..	..	..	..	..	..	..	..	..	..	..	..
Shimoga	1	1	..	1	..	..	..	1	..	..	..	..	..	..	..
<b>MYSORE STATE URBAN</b>	144	369	10	369	10	18	..	351	10	..	..	..	..	..	..
Bangalore Corporation	66	185	3	185	3	5	..	180	3	..	..	..	..	..	..
Bangalore	..	..	..	..	..	..	..	..	..	..	..	..	..	..	..
K. G. F. City	5	5	2	5	2	..	..	5	2	..	..	..	..	..	..
Kolar	1	1	..	1	..	..	..	1	..	..	..	..	..	..	..
Tumkur	8	12	..	12	..	..	..	12	..	..	..	..	..	..	..
Mysore City	42	99	5	99	5	10	..	89	5	..	..	..	..	..	..
Mysore	..	..	..	..	..	..	..	..	..	..	..	..	..	..	..
Mandya	3	5	..	5	..	..	..	5	..	..	..	..	..	..	..
Chitaldrug	4	14	..	14	..	..	..	14	..	..	..	..	..	..	..
Hassan	2	3	..	3	..	..	..	3	..	..	..	..	..	..	..
Chikmagalur	..	..	..	..	..	..	..	..	..	..	..	..	..	..	..
Shimoga	13	45	..	45	..	3	..	42	..	..	..	..	..	..	..

### III—Non-Textile Establishments

#### MACHINERY (OTHER THAN ELECTRICAL MACHINERY) INCLUDING ENGINEERING WORKSHOPS

State, City and District	Total No. of establishments	Number of persons employed													
		Total		Males						Females					
				Total		Boys		Men		Total		Girls		Women	
		W.T.	P.T.	W.T.	P.T.	W.T.	P.T.	W.T.	P.T.	W.T.	P.T.	W.T.	P.T.	W.T.	P.T.
1	2	3	4	5	6	7	8	9	10	11	12	13	14	15	16
<b>MYSORE STATE</b>	193	728	16	715	8	74	..	641	8	13	8	2	..	11	8
Bangalore Corporation	122	498	7	493	3	58	..	435	3	5	4	2	..	3	4
Bangalore	8	35	..	34	..	2	..	32	..	1	..	..	..	1	..
K. G. F. City	4	2	2	2	2	..	..	2	2	..	..	..	..	..	..
Kolar	3	20	2	20	..	..	..	20	..	..	2	..	..	..	2
Tumkur	5	17	3	11	1	1	..	10	1	6	2	..	..	6	2
Mysore City	21	70	..	70	..	7	..	63	..	..	..	..	..	..	..
Mysore	3	8	..	8	..	..	..	8	..	..	..	..	..	..	..
Mandya	1	10	..	10	..	..	..	10	..	..	..	..	..	..	..
Chitaldrug	14	29	..	29	..	..	..	29	..	..	..	..	..	..	..
Hassan	1	1	..	1	..	..	..	1	..	..	..	..	..	..	..
Chikmagalur	2	1	2	1	2	..	..	1	2	..	..	..	..	..	..
Shimoga	9	37	..	36	..	6	..	30	..	1	..	..	..	1	..
<b>MYSORE STATE RURAL</b>	15	63	5	56	3	2	..	54	3	7	2	..	..	7	2
Bangalore	8	35	..	34	..	2	..	32	..	1	..	..	..	1	..
Kolar	1	12	..	12	..	..	..	12	..	..	..	..	..	..	..
Tumkur	3	13	3	7	1	..	..	7	1	6	2	..	..	6	2
Mysore	1	2	..	2	..	..	..	2	..	..	..	..	..	..	..
Mandya	..	..	..	..	..	..	..	..	..	..	..	..	..	..	..
Chitaldrug	..	..	..	..	..	..	..	..	..	..	..	..	..	..	..
Hassan	..	..	..	..	..	..	..	..	..	..	..	..	..	..	..
Chikmagalur	2	1	2	1	2	..	..	1	2	..	..	..	..	..	..
Shimoga	..	..	..	..	..	..	..	..	..	..	..	..	..	..	..
<b>MYSORE STATE URBAN</b>	178	665	11	659	5	72	..	587	5	6	6	2	..	4	6
Bangalore Corporation	122	498	7	493	3	58	..	435	3	5	4	2	..	3	4
Bangalore	..	..	..	..	..	..	..	..	..	..	..	..	..	..	..
K. G. F. City	4	2	2	2	2	..	..	2	2	..	..	..	..	..	..
Kolar	2	8	2	8	..	..	..	8	..	..	2	..	..	..	2
Tumkur	2	4	..	4	..	1	..	3	..	..	..	..	..	..	..
Mysore City	21	70	..	70	..	7	..	63	..	..	..	..	..	..	..
Mysore	2	6	..	6	..	..	..	6	..	..	..	..	..	..	..
Mandya	1	10	..	10	..	..	..	10	..	..	..	..	..	..	..
Chitaldrug	14	29	..	29	..	..	..	29	..	..	..	..	..	..	..
Hassan	1	1	..	1	..	..	..	1	..	..	..	..	..	..	..
Chikmagalur	..	..	..	..	..	..	..	..	..	..	..	..	..	..	..
Shimoga	9	37	..	36	..	6	..	30	..	1	..	..	..	1	..



III—Non-Textile Establishments

DYES, EXPLOSIVES AND FIRE-WORKS

State, City and District	Total No. of establishments	Number of persons employed													
		Total		Males						Females					
		Total		Boys		Men		Total		Girls		Women			
		W.T.	P.T.	W.T.	P.T.	W.T.	P.T.	W.T.	P.T.	W.T.	P.T.	W.T.	P.T.		
1	2	3	4	5	6	7	8	9	10	11	12	13	14	15	16
<b>MYSORE STATE</b>	<b>11</b>	<b>58</b>	<b>12</b>	<b>56</b>	<b>7</b>	<b>5</b>	<b>..</b>	<b>51</b>	<b>7</b>	<b>2</b>	<b>5</b>	<b>..</b>	<b>..</b>	<b>2</b>	<b>5</b>
Bangalore Corporation	8	50	..	50	..	5	..	45	..	..	..	..	..	..	..
Bangalore	..	..	..	..	..	..	..	..	..	..	..	..	..	..	..
K. G. F. City	..	..	..	..	..	..	..	..	..	..	..	..	..	..	..
Kolar	1	2	..	2	..	..	..	2	..	..	..	..	..	..	..
Tumkur	..	..	..	..	..	..	..	..	..	..	..	..	..	..	..
Mysore City	..	..	..	..	..	..	..	..	..	..	..	..	..	..	..
Mysore	1	..	12	..	7	..	..	..	7	..	5	..	..	..	5
Mandya	1	6	..	4	..	..	..	4	..	2	..	..	..	2	..
Chitaldrug	..	..	..	..	..	..	..	..	..	..	..	..	..	..	..
Hassan	..	..	..	..	..	..	..	..	..	..	..	..	..	..	..
Chikmagalur	..	..	..	..	..	..	..	..	..	..	..	..	..	..	..
Shimoga	..	..	..	..	..	..	..	..	..	..	..	..	..	..	..
<b>MYSORE STATE RURAL</b>	<b>1</b>	<b>..</b>	<b>12</b>	<b>..</b>	<b>7</b>	<b>..</b>	<b>..</b>	<b>..</b>	<b>7</b>	<b>..</b>	<b>5</b>	<b>..</b>	<b>..</b>	<b>..</b>	<b>5</b>
Bangalore	..	..	..	..	..	..	..	..	..	..	..	..	..	..	..
Kolar	..	..	..	..	..	..	..	..	..	..	..	..	..	..	..
Tumkur	..	..	..	..	..	..	..	..	..	..	..	..	..	..	..
Mysore	1	..	12	..	7	..	..	..	7	..	5	..	..	..	5
Mandya	..	..	..	..	..	..	..	..	..	..	..	..	..	..	..
Chitaldrug	..	..	..	..	..	..	..	..	..	..	..	..	..	..	..
Hassan	..	..	..	..	..	..	..	..	..	..	..	..	..	..	..
Chikmagalur	..	..	..	..	..	..	..	..	..	..	..	..	..	..	..
Shimoga	..	..	..	..	..	..	..	..	..	..	..	..	..	..	..
<b>MYSORE STATE URBAN</b>	<b>10</b>	<b>58</b>	<b>..</b>	<b>56</b>	<b>..</b>	<b>5</b>	<b>..</b>	<b>51</b>	<b>..</b>	<b>2</b>	<b>..</b>	<b>..</b>	<b>..</b>	<b>2</b>	<b>..</b>
Bangalore Corporation	8	50	..	50	..	5	..	45	..	..	..	..	..	..	..
Bangalore	..	..	..	..	..	..	..	..	..	..	..	..	..	..	..
K. G. F. City	..	..	..	..	..	..	..	..	..	..	..	..	..	..	..
Kolar	1	2	..	2	..	..	..	2	..	..	..	..	..	..	..
Tumkur	..	..	..	..	..	..	..	..	..	..	..	..	..	..	..
Mysore City	..	..	..	..	..	..	..	..	..	..	..	..	..	..	..
Mysore	..	..	..	..	..	..	..	..	..	..	..	..	..	..	..
Mandya	1	6	..	4	..	..	..	4	..	2	..	..	..	2	..
Chitaldrug	..	..	..	..	..	..	..	..	..	..	..	..	..	..	..
Hassan	..	..	..	..	..	..	..	..	..	..	..	..	..	..	..
Chikmagalur	..	..	..	..	..	..	..	..	..	..	..	..	..	..	..
Shimoga	..	..	..	..	..	..	..	..	..	..	..	..	..	..	..





### III—Non-Textile Establishments

#### CHEMICAL FERTILIZERS

State, City and District	Total No. of establishments	Number of persons employed													
		Total		Males						Females					
		Total		Boys		Men		Total		Girls		Women			
		W.T.	P.T.	W.T.	P.T.	W.T.	P.T.	W.T.	P.T.	W.T.	P.T.	W.T.	P.T.		
1	2	3	4	5	6	7	8	9	10	11	12	13	14	15	16
<b>MYSORE STATE</b>	1	..	8	..	8	..	4	..	4	..	..	..	..	..	..
Bangalore Corporation	..	..	..	..	..	..	..	..	..	..	..	..	..	..	..
Bangalore	1	..	8	..	8	..	4	..	4	..	..	..	..	..	..
K. G. F. City	..	..	..	..	..	..	..	..	..	..	..	..	..	..	..
Kolar	..	..	..	..	..	..	..	..	..	..	..	..	..	..	..
Tumkur	..	..	..	..	..	..	..	..	..	..	..	..	..	..	..
Mysore City	..	..	..	..	..	..	..	..	..	..	..	..	..	..	..
Mysore	..	..	..	..	..	..	..	..	..	..	..	..	..	..	..
Mandya	..	..	..	..	..	..	..	..	..	..	..	..	..	..	..
Chitaldrug	..	..	..	..	..	..	..	..	..	..	..	..	..	..	..
Hassan	..	..	..	..	..	..	..	..	..	..	..	..	..	..	..
Chikmagalur	..	..	..	..	..	..	..	..	..	..	..	..	..	..	..
Shimoga	..	..	..	..	..	..	..	..	..	..	..	..	..	..	..
<b>MYSORE STATE RURAL</b>	1	..	8	..	8	..	4	..	4	..	..	..	..	..	..
Bangalore	1	..	8	..	8	..	4	..	4	..	..	..	..	..	..
Kolar	..	..	..	..	..	..	..	..	..	..	..	..	..	..	..
Tumkur	..	..	..	..	..	..	..	..	..	..	..	..	..	..	..
Mysore	..	..	..	..	..	..	..	..	..	..	..	..	..	..	..
Mandya	..	..	..	..	..	..	..	..	..	..	..	..	..	..	..
Chitaldrug	..	..	..	..	..	..	..	..	..	..	..	..	..	..	..
Hassan	..	..	..	..	..	..	..	..	..	..	..	..	..	..	..
Chikmagalur	..	..	..	..	..	..	..	..	..	..	..	..	..	..	..
Shimoga	..	..	..	..	..	..	..	..	..	..	..	..	..	..	..
<b>MYSORE STATE URBAN</b>	..	..	..	..	..	..	..	..	..	..	..	..	..	..	..
Bangalore Corporation	..	..	..	..	..	..	..	..	..	..	..	..	..	..	..
Bangalore	..	..	..	..	..	..	..	..	..	..	..	..	..	..	..
K. G. F. City	..	..	..	..	..	..	..	..	..	..	..	..	..	..	..
Kolar	..	..	..	..	..	..	..	..	..	..	..	..	..	..	..
Tumkur	..	..	..	..	..	..	..	..	..	..	..	..	..	..	..
Mysore City	..	..	..	..	..	..	..	..	..	..	..	..	..	..	..
Mysore	..	..	..	..	..	..	..	..	..	..	..	..	..	..	..
Mandya	..	..	..	..	..	..	..	..	..	..	..	..	..	..	..
Chitaldrug	..	..	..	..	..	..	..	..	..	..	..	..	..	..	..
Hassan	..	..	..	..	..	..	..	..	..	..	..	..	..	..	..
Chikmagalur	..	..	..	..	..	..	..	..	..	..	..	..	..	..	..
Shimoga	..	..	..	..	..	..	..	..	..	..	..	..	..	..	..

III—Non-Textile Establishments

MEDICAL AND PHARMACEUTICAL PREPARATIONS

State, City and District	Total No. of establishments	Number of persons employed													
		Total		Males						Females					
				Total		Boys		Men		Total		Girls		Women	
		W.T.	P.T.	W.T.	P.T.	W.T.	P.T.	W.T.	P.T.	W.T.	P.T.	W.T.	P.T.	W.T.	P.T.
1	2	3	4	5	6	7	8	9	10	11	12	13	14	15	16
<b>MYSORE STATE</b>	31	116	..	82	..	4	..	78	..	34	..	2	..	32	..
Bangalore Corporation	9	52	..	34	..	2	..	32	..	18	..	1	..	17	..
Bangalore	2	12	..	6	..	..	..	6	..	6	..	..	..	6	..
K. G. F. City	..	..	..	..	..	..	..	..	..	..	..	..	..	..	..
Kolar	2	15	..	14	..	..	..	14	..	1	..	..	..	1	..
Tumkur	1	2	..	2	..	..	..	2	..	..	..	..	..	..	..
Mysore City	10	18	..	14	..	2	..	12	..	4	..	..	..	4	..
Mysore	..	..	..	..	..	..	..	..	..	..	..	..	..	..	..
Mandya	..	..	..	..	..	..	..	..	..	..	..	..	..	..	..
Chitaldrug	1	9	..	4	..	..	..	4	..	5	..	1	..	4	..
Hassan	1	2	..	2	..	..	..	2	..	..	..	..	..	..	..
Chikmagalur	..	..	..	..	..	..	..	..	..	..	..	..	..	..	..
Shimoga	5	6	..	6	..	..	..	6	..	..	..	..	..	..	..
<b>MYSORE STATE RURAL</b>	4	23	..	12	..	..	..	12	..	11	..	1	..	10	..
Bangalore	2	12	..	6	..	..	..	6	..	6	..	..	..	6	..
Kolar	..	..	..	..	..	..	..	..	..	..	..	..	..	..	..
Tumkur	1	2	..	2	..	..	..	2	..	..	..	..	..	..	..
Mysore	..	..	..	..	..	..	..	..	..	..	..	..	..	..	..
Mandya	..	..	..	..	..	..	..	..	..	..	..	..	..	..	..
Chitaldrug	1	9	..	4	..	..	..	4	..	5	..	1	..	4	..
Hassan	..	..	..	..	..	..	..	..	..	..	..	..	..	..	..
Chikmagalur	..	..	..	..	..	..	..	..	..	..	..	..	..	..	..
Shimoga	..	..	..	..	..	..	..	..	..	..	..	..	..	..	..
<b>MYSORE STATE URBAN</b>	27	93	..	70	..	4	..	66	..	23	..	1	..	22	..
Bangalore Corporation	9	52	..	34	..	2	..	32	..	18	..	1	..	17	..
Bangalore	..	..	..	..	..	..	..	..	..	..	..	..	..	..	..
K. G. F. City	..	..	..	..	..	..	..	..	..	..	..	..	..	..	..
Kolar	2	15	..	14	..	..	..	14	..	1	..	..	..	1	..
Tumkur	..	..	..	..	..	..	..	..	..	..	..	..	..	..	..
Mysore City	10	18	..	14	..	2	..	12	..	4	..	..	..	4	..
Mysore	..	..	..	..	..	..	..	..	..	..	..	..	..	..	..
Mandya	..	..	..	..	..	..	..	..	..	..	..	..	..	..	..
Chitaldrug	..	..	..	..	..	..	..	..	..	..	..	..	..	..	..
Hassan	1	2	..	2	..	..	..	2	..	..	..	..	..	..	..
Chikmagalur	..	..	..	..	..	..	..	..	..	..	..	..	..	..	..
Shimoga	5	6	..	6	..	..	..	6	..	..	..	..	..	..	..

### III—Non-Textile Establishments

#### MANUFACTURE OF PERFUMES, COSMETICS AND OTHER TOILET PREPARATIONS

State, City and District	Total No. of establishments	Number of persons employed													
		Total		Males						Females					
				Total		Boys		Men		Total		Girls		Women	
		W.T.	P.T.	W.T.	P.T.	W.T.	P.T.	W.T.	P.T.	W.T.	P.T.	W.T.	P.T.	W.T.	P.T.
1	2	3	4	5	6	7	8	9	10	11	12	13	14	15	16
<b>MYSORE STATE</b>	<b>757</b>	<b>1,768</b>	<b>256</b>	<b>475</b>	<b>33</b>	<b>70</b>	<b>5</b>	<b>405</b>	<b>28</b>	<b>1,293</b>	<b>223</b>	<b>134</b>	<b>31</b>	<b>1,159</b>	<b>192</b>
Bangalore Corporation	344	759	196	217	7	38	1	179	6	542	189	64	27	478	162
Bangalore	1	2	..	1	..	..	..	1	..	1	..	..	..	1	..
K. G. F. City	1	16	..	1	..	..	..	1	..	15	..	2	..	13	..
Kolar	74	412	41	137	18	9	4	128	14	275	23	36	1	239	22
Tumkur	11	17	2	8	1	1	..	7	1	9	1	1	..	8	1
Mysore City	307	505	15	81	6	17	..	64	6	424	9	25	3	399	6
Mysore	2	1	2	1	1	..	..	1	1	..	1	..	..	..	1
Mandya	..	..	..	..	..	..	..	..	..	..	..	..	..	..	..
Chitaldrug	2	8	..	1	..	..	..	1	..	7	..	..	..	7	..
Hassan	1	2	..	2	..	..	..	2	..	..	..	..	..	..	..
Chikmagalur	..	..	..	..	..	..	..	..	..	..	..	..	..	..	..
Shimoga	14	46	..	26	..	5	..	21	..	20	..	6	..	14	..
<b>MYSORE STATE RURAL</b>	<b>20</b>	<b>67</b>	<b>21</b>	<b>37</b>	<b>9</b>	<b>5</b>	<b>..</b>	<b>32</b>	<b>9</b>	<b>30</b>	<b>12</b>	<b>7</b>	<b>1</b>	<b>23</b>	<b>11</b>
Bangalore	1	2	..	1	..	..	..	1	..	1	..	..	..	1	..
Kolar	8	28	21	17	9	1	..	16	9	11	12	1	1	10	11
Tumkur	..	..	..	..	..	..	..	..	..	..	..	..	..	..	..
Mysore	..	..	..	..	..	..	..	..	..	..	..	..	..	..	..
Mandya	..	..	..	..	..	..	..	..	..	..	..	..	..	..	..
Chitaldrug	..	..	..	..	..	..	..	..	..	..	..	..	..	..	..
Hassan	..	..	..	..	..	..	..	..	..	..	..	..	..	..	..
Chikmagalur	..	..	..	..	..	..	..	..	..	..	..	..	..	..	..
Shimoga	11	37	..	19	..	4	..	15	..	18	..	6	..	12	..
<b>MYSORE STATE URBAN</b>	<b>737</b>	<b>1,701</b>	<b>235</b>	<b>438</b>	<b>24</b>	<b>65</b>	<b>5</b>	<b>373</b>	<b>19</b>	<b>1,263</b>	<b>211</b>	<b>127</b>	<b>30</b>	<b>1,136</b>	<b>181</b>
Bangalore Corporation	344	759	196	217	7	38	1	179	6	542	189	64	27	478	162
Bangalore	..	..	..	..	..	..	..	..	..	..	..	..	..	..	..
K. G. F. City	1	16	..	1	..	..	..	1	..	15	..	2	..	13	..
Kolar	66	384	20	120	9	8	4	112	5	264	11	35	..	229	11
Tumkur	11	17	2	8	1	1	..	7	1	9	1	1	..	8	1
Mysore City	307	505	15	81	6	17	..	64	6	424	9	25	3	399	6
Mysore	2	1	2	1	1	..	..	1	1	..	1	..	..	..	1
Mandya	..	..	..	..	..	..	..	..	..	..	..	..	..	..	..
Chitaldrug	2	8	..	1	..	..	..	1	..	7	..	..	..	7	..
Hassan	1	2	..	2	..	..	..	2	..	..	..	..	..	..	..
Chikmagalur	..	..	..	..	..	..	..	..	..	..	..	..	..	..	..
Shimoga	3	9	..	7	..	1	..	6	..	2	..	..	..	2	..



III—Non-Textile Establishments

PAINTS, VARNISHES AND LACQUERS AND POLISHES

State, City and District	Total No. of establishments	Number of persons employed													
		Total		Males						Females					
		Total		Boys		Men		Total		Girls		Women			
		W.T.	P.T.	W.T.	P.T.	W.T.	P.T.	W.T.	P.T.	W.T.	P.T.	W.T.	P.T.		
1	2	3	4	5	6	7	8	9	10	11	12	13	14	15	16
<b>MYSORE STATE</b>	40	93	4	87	3	5	..	82	3	6	1	2	..	4	1
Bangalore Corporation	13	48	1	48	1	1	..	47	1	..	..	..	..	..	..
Bangalore	19	32	2	26	2	4	..	22	2	6	..	2	..	4	..
K. G. F. City	..	..	..	..	..	..	..	..	..	..	..	..	..	..	..
Kolar	..	..	..	..	..	..	..	..	..	..	..	..	..	..	..
Tumkur	2	3	..	3	..	..	..	3	..	..	..	..	..	..	..
Mysore City	3	3	1	3	..	..	..	3	..	..	1	..	..	..	1
Mysore	1	4	..	4	..	..	..	4	..	..	..	..	..	..	..
Mandya	..	..	..	..	..	..	..	..	..	..	..	..	..	..	..
Chitaldrug	2	3	..	3	..	..	..	3	..	..	..	..	..	..	..
Hassan	..	..	..	..	..	..	..	..	..	..	..	..	..	..	..
Chikmagalur	..	..	..	..	..	..	..	..	..	..	..	..	..	..	..
Shimoga	..	..	..	..	..	..	..	..	..	..	..	..	..	..	..
<b>MYSORE STATE RURAL</b>	18	32	2	26	2	4	..	22	2	6	..	2	..	4	..
Bangalore	16	29	2	23	2	4	..	19	2	6	..	2	..	4	..
Kolar	..	..	..	..	..	..	..	..	..	..	..	..	..	..	..
Tumkur	2	3	..	3	..	..	..	3	..	..	..	..	..	..	..
Mysore	..	..	..	..	..	..	..	..	..	..	..	..	..	..	..
Mandya	..	..	..	..	..	..	..	..	..	..	..	..	..	..	..
Chitaldrug	..	..	..	..	..	..	..	..	..	..	..	..	..	..	..
Hassan	..	..	..	..	..	..	..	..	..	..	..	..	..	..	..
Chikmagalur	..	..	..	..	..	..	..	..	..	..	..	..	..	..	..
Shimoga	..	..	..	..	..	..	..	..	..	..	..	..	..	..	..
<b>MYSORE STATE URBAN</b>	22	61	2	61	1	1	..	60	1	..	1	..	..	..	1
Bangalore Corporation	13	48	1	48	1	1	..	47	1	..	..	..	..	..	..
Bangalore	3	3	..	3	..	..	..	3	..	..	..	..	..	..	..
K. G. F. City	..	..	..	..	..	..	..	..	..	..	..	..	..	..	..
Kolar	..	..	..	..	..	..	..	..	..	..	..	..	..	..	..
Tumkur	..	..	..	..	..	..	..	..	..	..	..	..	..	..	..
Mysore City	3	3	1	3	..	..	..	3	..	..	1	..	..	..	1
Mysore	1	4	..	4	..	..	..	4	..	..	..	..	..	..	..
Mandya	..	..	..	..	..	..	..	..	..	..	..	..	..	..	..
Chitaldrug	2	3	..	3	..	..	..	3	..	..	..	..	..	..	..
Hassan	..	..	..	..	..	..	..	..	..	..	..	..	..	..	..
Chikmagalur	..	..	..	..	..	..	..	..	..	..	..	..	..	..	..
Shimoga	..	..	..	..	..	..	..	..	..	..	..	..	..	..	..



III—Non-Textile Establishments

MANUFACTURE OF CANDLES

State, City and District	Total No. of establishments	Number of persons employed													
		Total		Males						Females					
				Total		Boys		Men		Total		Girls		Women	
		W.T.	P.T.	W.T.	P.T.	W.T.	P.T.	W.T.	P.T.	W.T.	P.T.	W.T.	P.T.	W.T.	P.T.
1	2	3	4	5	6	7	8	9	10	11	12	13	14	15	16
<b>MYSORE STATE</b>	5	26	1	14	1	2	..	12	1	12	..	2	..	10	..
Bangalore Corporation	3	21	1	13	1	2	..	11	1	8	..	2	..	6	..
Bangalore	..	..	..	..	..	..	..	..	..	..	..	..	..	..	..
K. G. F. City	..	..	..	..	..	..	..	..	..	..	..	..	..	..	..
Kolar	..	..	..	..	..	..	..	..	..	..	..	..	..	..	..
Tumkur	..	..	..	..	..	..	..	..	..	..	..	..	..	..	..
Mysore City	2	5	..	1	..	..	..	1	..	4	..	..	..	4	..
Mysore	..	..	..	..	..	..	..	..	..	..	..	..	..	..	..
Mandya	..	..	..	..	..	..	..	..	..	..	..	..	..	..	..
Chitaldrug	..	..	..	..	..	..	..	..	..	..	..	..	..	..	..
Hassan	..	..	..	..	..	..	..	..	..	..	..	..	..	..	..
Chikmagalur	..	..	..	..	..	..	..	..	..	..	..	..	..	..	..
Shimoga	..	..	..	..	..	..	..	..	..	..	..	..	..	..	..
<b>MYSORE STATE RURAL</b>	..	..	..	..	..	..	..	..	..	..	..	..	..	..	..
Bangalore	..	..	..	..	..	..	..	..	..	..	..	..	..	..	..
Kolar	..	..	..	..	..	..	..	..	..	..	..	..	..	..	..
Tumkur	..	..	..	..	..	..	..	..	..	..	..	..	..	..	..
Mysore	..	..	..	..	..	..	..	..	..	..	..	..	..	..	..
Mandya	..	..	..	..	..	..	..	..	..	..	..	..	..	..	..
Chitaldrug	..	..	..	..	..	..	..	..	..	..	..	..	..	..	..
Hassan	..	..	..	..	..	..	..	..	..	..	..	..	..	..	..
Chikmagalur	..	..	..	..	..	..	..	..	..	..	..	..	..	..	..
Shimoga	..	..	..	..	..	..	..	..	..	..	..	..	..	..	..
<b>MYSORE STATE URBAN</b>	5	26	1	14	1	2	..	12	1	12	..	2	..	10	..
Bangalore Corporation	3	21	1	13	1	2	..	11	1	8	..	2	..	6	..
Bangalore	..	..	..	..	..	..	..	..	..	..	..	..	..	..	..
K. G. F. City	..	..	..	..	..	..	..	..	..	..	..	..	..	..	..
Kolar	..	..	..	..	..	..	..	..	..	..	..	..	..	..	..
Tumkur	..	..	..	..	..	..	..	..	..	..	..	..	..	..	..
Mysore City	2	5	..	1	..	..	..	1	..	4	..	..	..	4	..
Mysore	..	..	..	..	..	..	..	..	..	..	..	..	..	..	..
Mandya	..	..	..	..	..	..	..	..	..	..	..	..	..	..	..
Chitaldrug	..	..	..	..	..	..	..	..	..	..	..	..	..	..	..
Hassan	..	..	..	..	..	..	..	..	..	..	..	..	..	..	..
Chikmagalur	..	..	..	..	..	..	..	..	..	..	..	..	..	..	..
Shimoga	..	..	..	..	..	..	..	..	..	..	..	..	..	..	..





III—Non-Textile Establishments

PHOTOGRAPHIC AND OPTICAL GOODS

State, City and District	Total No. of establishments	Number of persons employed													
		Total		Males						Females					
		Total		Boys		Men		Total		Girls		Women			
		W.T.	P.T.	W.T.	P.T.	W.T.	P.T.	W.T.	P.T.	W.T.	P.T.	W.T.	P.T.		
1	2	3	4	5	6	7	8	9	10	11	12	13	14	15	16
<b>MYSORE STATE</b>	31	69	..	62	..	1	..	61	..	7	..	..	..	7	..
Bangalore Corporation	10	12	..	12	..	..	..	12	..	..	..	..	..	..	..
Bangalore	..	..	..	..	..	..	..	..	..	..	..	..	..	..	..
K. G. F. City	..	..	..	..	..	..	..	..	..	..	..	..	..	..	..
Kolar	1	1	..	1	..	..	..	1	..	..	..	..	..	..	..
Tumkur	..	..	..	..	..	..	..	..	..	..	..	..	..	..	..
Mysore City	18	51	..	44	..	1	..	43	..	7	..	..	..	7	..
Mysore	..	..	..	..	..	..	..	..	..	..	..	..	..	..	..
Mandya	..	..	..	..	..	..	..	..	..	..	..	..	..	..	..
Chitaldrug	2	5	..	5	..	..	..	5	..	..	..	..	..	..	..
Hassan	..	..	..	..	..	..	..	..	..	..	..	..	..	..	..
Chikmagalur	..	..	..	..	..	..	..	..	..	..	..	..	..	..	..
Shimoga	..	..	..	..	..	..	..	..	..	..	..	..	..	..	..
<b>MYSORE STATE RURAL</b>	1	1	..	1	..	..	..	1	..	..	..	..	..	..	..
Bangalore	..	..	..	..	..	..	..	..	..	..	..	..	..	..	..
Kolar	..	..	..	..	..	..	..	..	..	..	..	..	..	..	..
Tumkur	..	..	..	..	..	..	..	..	..	..	..	..	..	..	..
Mysore	..	..	..	..	..	..	..	..	..	..	..	..	..	..	..
Mandya	..	..	..	..	..	..	..	..	..	..	..	..	..	..	..
Chitaldrug	1	1	..	1	..	..	..	1	..	..	..	..	..	..	..
Hassan	..	..	..	..	..	..	..	..	..	..	..	..	..	..	..
Chikmagalur	..	..	..	..	..	..	..	..	..	..	..	..	..	..	..
Shimoga	..	..	..	..	..	..	..	..	..	..	..	..	..	..	..
<b>MYSORE STATE URBAN</b>	30	68	..	61	..	1	..	60	..	7	..	..	..	7	..
Bangalore Corporation	10	12	..	12	..	..	..	12	..	..	..	..	..	..	..
Bangalore	..	..	..	..	..	..	..	..	..	..	..	..	..	..	..
K. G. F. City	..	..	..	..	..	..	..	..	..	..	..	..	..	..	..
Kolar	1	1	..	1	..	..	..	1	..	..	..	..	..	..	..
Tumkur	..	..	..	..	..	..	..	..	..	..	..	..	..	..	..
Mysore City	18	51	..	44	..	1	..	43	..	7	..	..	..	7	..
Mysore	..	..	..	..	..	..	..	..	..	..	..	..	..	..	..
Mandya	..	..	..	..	..	..	..	..	..	..	..	..	..	..	..
Chitaldrug	1	4	..	4	..	..	..	4	..	..	..	..	..	..	..
Hassan	..	..	..	..	..	..	..	..	..	..	..	..	..	..	..
Chikmagalur	..	..	..	..	..	..	..	..	..	..	..	..	..	..	..
Shimoga	..	..	..	..	..	..	..	..	..	..	..	..	..	..	..

III—Non-Textile Establishments

REPAIR OF WATCHES AND CLOCKS

State, City and District	Total No. of establishments	Number of persons employed													
		Total		Males						Females					
				Total		Boys		Men		Total		Girls		Women	
		W.T.	P.T.	W.T.	P.T.	W.T.	P.T.	W.T.	P.T.	W.T.	P.T.	W.T.	P.T.	W.T.	P.T.
1	2	3	4	5	6	7	8	9	10	11	12	13	14	15	16
<b>MYSORE STATE</b>	210	272	27	262	27	10	1	252	26	10	..	3	..	7	..
Bangalore Corporation	57	73	4	73	4	2	1	71	3	..	..	..	..	..	..
Bangalore	1	2	..	2	..	..	..	2	..	..	..	..	..	..	..
K. G. F. City	22	15	18	15	18	..	..	15	18	..	..	..	..	..	..
Kolar	6	7	..	7	..	..	..	7	..	..	..	..	..	..	..
Tumkur	11	14	..	14	..	..	..	14	..	..	..	..	..	..	..
Mysore City	37	54	..	52	..	2	..	50	..	2	..	..	..	2	..
Mysore	10	27	..	19	..	3	..	16	..	8	..	3	..	5	..
Mandya	4	5	..	5	..	..	..	5	..	..	..	..	..	..	..
Chitaldrug	16	17	2	17	2	..	..	17	2	..	..	..	..	..	..
Hassan	11	17	1	17	1	1	..	16	1	..	..	..	..	..	..
Chikmagalur	11	13	..	13	..	..	..	13	..	..	..	..	..	..	..
Shimoga	24	28	2	28	2	2	..	26	2	..	..	..	..	..	..
<b>MYSORE STATE RURAL</b>	9	8	3	8	3	..	..	8	3	..	..	..	..	..	..
Bangalore	1	2	..	2	..	..	..	2	..	..	..	..	..	..	..
Kolar	..	..	..	..	..	..	..	..	..	..	..	..	..	..	..
Tumkur	..	..	..	..	..	..	..	..	..	..	..	..	..	..	..
Mysore	..	..	..	..	..	..	..	..	..	..	..	..	..	..	..
Mandya	..	..	..	..	..	..	..	..	..	..	..	..	..	..	..
Chitaldrug	3	1	2	1	2	..	..	1	2	..	..	..	..	..	..
Hassan	2	2	..	2	..	..	..	2	..	..	..	..	..	..	..
Chikmagalur	1	2	..	2	..	..	..	2	..	..	..	..	..	..	..
Shimoga	2	1	1	1	1	..	..	1	1	..	..	..	..	..	..
<b>MYSORE STATE URBAN</b>	201	264	24	254	24	10	1	244	23	10	..	3	..	7	..
Bangalore Corporation	57	73	4	73	4	2	1	71	3	..	..	..	..	..	..
Bangalore	..	..	..	..	..	..	..	..	..	..	..	..	..	..	..
K. G. F. City	22	15	18	15	18	..	..	15	18	..	..	..	..	..	..
Kolar	6	7	..	7	..	..	..	7	..	..	..	..	..	..	..
Tumkur	11	14	..	14	..	..	..	14	..	..	..	..	..	..	..
Mysore City	37	54	..	52	..	2	..	50	..	2	..	..	..	2	..
Mysore	10	27	..	19	..	3	..	16	..	8	..	3	..	5	..
Mandya	4	5	..	5	..	..	..	5	..	..	..	..	..	..	..
Chitaldrug	13	16	..	16	..	..	..	16	..	..	..	..	..	..	..
Hassan	9	15	1	15	1	1	..	14	1	..	..	..	..	..	..
Chikmagalur	10	11	..	11	..	..	..	11	..	..	..	..	..	..	..
Shimoga	22	27	1	27	1	2	..	25	1	..	..	..	..	..	..

III—Non-Textile Establishments

GOLDSMITHS

State, City and District	Total No. of establishments	Number of persons employed													
		Total		Males						Females					
				Total		Boys		Men		Total		Girls		Women	
		W.T.	P.T.	W.T.	P.T.	W.T.	P.T.	W.T.	P.T.	W.T.	P.T.	W.T.	P.T.	W.T.	P.T.
1	2	3	4	5	6	7	8	9	10	11	12	13	14	15	16
<b>MYSORE STATE</b>	9,234	14,811	1,829	13,318	1,402	553	123	12,765	1,279	1,493	427	304	96	1,189	331
Bangalore Corporation	540	1,235	63	1,232	60	100	16	1,132	44	3	3	..	..	3	3
Bangalore	1,184	1,613	221	1,497	184	24	9	1,473	175	116	37	11	4	105	33
K. G. F. City	43	76	1	75	1	7	..	68	1	1	..	..	..	1	..
Kolar	817	1,158	182	1,062	120	29	8	1,033	112	96	62	14	8	82	54
Tumkur	1,464	2,307	328	1,978	252	98	21	1,880	231	329	76	80	22	249	54
Mysore City	239	449	4	447	3	41	..	406	3	2	1	..	..	2	1
Mysore	1,049	1,710	246	1,440	192	68	20	1,372	172	270	54	71	17	199	37
Mandya	862	1,415	277	1,221	202	49	16	1,172	186	194	75	33	16	161	59
Chitaldrug	851	1,652	107	1,371	60	74	16	1,297	44	281	47	50	14	231	33
Hassan	887	1,294	189	1,167	160	25	10	1,142	150	127	29	18	7	109	22
Chikmagalur	434	614	72	593	60	10	..	583	60	21	12	6	..	15	12
Shimoga	864	1,288	139	1,235	108	28	7	1,207	101	53	31	21	8	32	23
<b>MYSORE STATE RURAL</b>	7,160	10,875	1,694	9,458	1,276	327	103	9,131	1,173	1,417	418	283	96	1,134	322
Bangalore	1,065	1,389	213	1,282	176	19	9	1,263	167	107	37	11	4	96	33
Kolar	646	879	178	785	119	18	8	767	111	94	59	14	8	80	51
Tumkur	1,352	2,128	322	1,799	246	95	21	1,704	225	329	76	80	22	249	54
Mysore	899	1,393	237	1,178	183	46	20	1,132	163	215	54	50	17	165	37
Mandya	791	1,295	269	1,101	194	44	16	1,057	178	194	75	33	16	161	59
Chitaldrug	652	1,287	104	1,008	57	57	14	951	43	279	47	50	14	229	33
Hassan	756	1,091	181	966	152	17	10	949	142	125	29	18	7	107	22
Chikmagalur	322	434	71	413	59	8	..	405	59	21	12	6	..	15	12
Shimoga	677	979	119	926	90	23	5	903	85	53	29	21	8	32	21
<b>MYSORE STATE URBAN</b>	2,074	3,936	135	3,860	126	226	20	3,634	106	76	9	21	..	55	9
Bangalore Corporation	540	1,235	63	1,232	60	100	16	1,132	44	3	3	..	..	3	3
Bangalore	119	224	8	215	8	5	..	210	8	9	..	..	..	9	..
K. G. F. City	43	76	1	75	1	7	..	68	1	1	..	..	..	1	..
Kolar	171	279	4	277	1	11	..	266	1	2	3	..	..	2	3
Tumkur	112	179	6	179	6	3	..	176	6	..	..	..	..	..	..
Mysore City	239	449	4	447	3	41	..	406	3	2	1	..	..	2	1
Mysore	150	317	9	262	9	22	..	240	9	55	..	21	..	34	..
Mandya	71	120	8	120	8	5	..	115	8	..	..	..	..	..	..
Chitaldrug	199	365	3	363	3	17	2	346	1	2	..	..	..	2	..
Hassan	131	203	8	201	8	8	..	193	8	2	..	..	..	2	..
Chikmagalur	112	180	1	180	1	2	..	178	1	..	..	..	..	..	..
Shimoga	187	309	20	309	18	5	2	304	16	..	2	..	..	..	2

III—Non-Textile Establishments

MANUFACTURE AND REPAIR OF MUSICAL INSTRUMENTS AND APPLIANCES

State, City and District	Total No. of establishments	Number of persons employed													
		Total		Males						Females					
				Total		Boys		Men		Total		Girls		Women	
		W.T.	P.T.	W.T.	P.T.	W.T.	P.T.	W.T.	P.T.	W.T.	P.T.	W.T.	P.T.	W.T.	P.T.
1	2	3	4	5	6	7	8	9	10	11	12	13	14	15	16
<b>MYSORE STATE</b>	83	138	4	135	4	4	..	131	4	3	..	..	..	3	..
Bangalore Corporation	21	43	1	41	1	2	..	39	1	2	..	..	..	2	..
Bangalore	12	31	..	31	..	..	..	31	..	..	..	..	..	..	..
K. G. F. City	2	3	..	2	..	..	..	2	..	1	..	..	..	1	..
Kolar	9	8	1	8	1	..	..	8	1	..	..	..	..	..	..
Tumkur	5	9	..	9	..	1	..	8	..	..	..	..	..	..	..
Mysore City	15	23	..	23	..	1	..	22	..	..	..	..	..	..	..
Mysore	3	1	2	1	2	..	..	1	2	..	..	..	..	..	..
Mandya	1	1	..	1	..	..	..	1	..	..	..	..	..	..	..
Chitaldrug	6	7	..	7	..	..	..	7	..	..	..	..	..	..	..
Hassan	4	5	..	5	..	..	..	5	..	..	..	..	..	..	..
Chikmagalur	..	..	..	..	..	..	..	..	..	..	..	..	..	..	..
Shimoga	5	7	..	7	..	..	..	7	..	..	..	..	..	..	..
<b>MYSORE STATE RURAL</b>	16	29	2	29	2	..	..	29	2	..	..	..	..	..	..
Bangalore	8	23	..	23	..	..	..	23	..	..	..	..	..	..	..
Kolar	4	4	..	4	..	..	..	4	..	..	..	..	..	..	..
Tumkur	..	..	..	..	..	..	..	..	..	..	..	..	..	..	..
Mysore	2	..	2	..	2	..	..	..	2	..	..	..	..	..	..
Mandya	..	..	..	..	..	..	..	..	..	..	..	..	..	..	..
Chitaldrug	1	1	..	1	..	..	..	1	..	..	..	..	..	..	..
Hassan	..	..	..	..	..	..	..	..	..	..	..	..	..	..	..
Chikmagalur	..	..	..	..	..	..	..	..	..	..	..	..	..	..	..
Shimoga	1	1	..	1	..	..	..	1	..	..	..	..	..	..	..
<b>MYSORE STATE URBAN</b>	67	109	2	108	2	4	..	102	2	3	..	..	..	3	..
Bangalore Corporation	21	43	1	41	1	2	..	39	1	2	..	..	..	2	..
Bangalore	4	8	..	8	..	..	..	8	..	..	..	..	..	..	..
K. G. F. City	2	3	..	2	..	..	..	2	..	1	..	..	..	1	..
Kolar	5	4	1	4	1	..	..	4	1	..	..	..	..	..	..
Tumkur	5	9	..	9	..	1	..	8	..	..	..	..	..	..	..
Mysore City	15	23	..	23	..	1	..	22	..	..	..	..	..	..	..
Mysore	1	1	..	1	..	..	..	1	..	..	..	..	..	..	..
Mandya	1	1	..	1	..	..	..	1	..	..	..	..	..	..	..
Chitaldrug	5	6	..	6	..	..	..	6	..	..	..	..	..	..	..
Hassan	4	5	..	5	..	..	..	5	..	..	..	..	..	..	..
Chikmagalur	..	..	..	..	..	..	..	..	..	..	..	..	..	..	..
Shimoga	4	6	..	6	..	..	..	6	..	..	..	..	..	..	..

III—Non-Textile Establishments

STATIONERY ARTICLES OTHER THAN PAPER AND PAPER PRODUCTS

State, City and District	Total No. of establishments	Number of persons employed													
		Total		Males						Females					
		Total		Boys		Men		Total		Girls		Women			
		W.T.	P.T.	W.T.	P.T.	W.T.	P.T.	W.T.	P.T.	W.T.	P.T.	W.T.	P.T.		
1	2	3	4	5	6	7	8	9	10	11	12	13	14	15	16
<b>MYSORE STATE</b>	33	68	5	62	5	6	2	56	3	6	..	..	..	6	..
Bangalore Corporation	10	12	..	12	..	2	..	10	..	..	..	..	..	..	..
Bangalore	2	13	..	10	..	..	..	10	..	3	..	..	..	3	..
K. G. F. City	..	..	..	..	..	..	..	..	..	..	..	..	..	..	..
Kolar	6	22	2	19	2	4	2	15	..	3	..	..	..	3	..
Tumkur	1	3	..	3	..	..	..	3	..	..	..	..	..	..	..
Mysore City	8	11	..	11	..	..	..	11	..	..	..	..	..	..	..
Mysore	..	..	..	..	..	..	..	..	..	..	..	..	..	..	..
Mandya	..	..	..	..	..	..	..	..	..	..	..	..	..	..	..
Chitaldrug	1	2	..	2	..	..	..	2	..	..	..	..	..	..	..
Hassan	..	..	..	..	..	..	..	..	..	..	..	..	..	..	..
Chikmagalur	..	..	..	..	..	..	..	..	..	..	..	..	..	..	..
Shimoga	5	5	3	5	3	..	..	5	3	..	..	..	..	..	..
<b>MYSORE STATE RURAL</b>	4	22	..	19	..	..	..	19	..	8	..	..	..	8	..
Bangalore	2	13	..	10	..	..	..	10	..	3	..	..	..	3	..
Kolar	2	9	..	9	..	..	..	9	..	..	..	..	..	..	..
Tumkur	..	..	..	..	..	..	..	..	..	..	..	..	..	..	..
Mysore	..	..	..	..	..	..	..	..	..	..	..	..	..	..	..
Mandya	..	..	..	..	..	..	..	..	..	..	..	..	..	..	..
Chitaldrug	..	..	..	..	..	..	..	..	..	..	..	..	..	..	..
Hassan	..	..	..	..	..	..	..	..	..	..	..	..	..	..	..
Chikmagalur	..	..	..	..	..	..	..	..	..	..	..	..	..	..	..
Shimoga	..	..	..	..	..	..	..	..	..	..	..	..	..	..	..
<b>MYSORE STATE URBAN</b>	29	46	5	43	5	6	2	37	3	3	..	..	..	8	..
Bangalore Corporation	10	12	..	12	..	2	..	10	..	..	..	..	..	..	..
Bangalore	..	..	..	..	..	..	..	..	..	..	..	..	..	..	..
K. G. F. City	..	..	..	..	..	..	..	..	..	..	..	..	..	..	..
Kolar	4	13	2	10	2	4	2	6	..	3	..	..	..	3	..
Tumkur	1	3	..	3	..	..	..	3	..	..	..	..	..	..	..
Mysore City	8	11	..	11	..	..	..	11	..	..	..	..	..	..	..
Mysore	..	..	..	..	..	..	..	..	..	..	..	..	..	..	..
Mandya	..	..	..	..	..	..	..	..	..	..	..	..	..	..	..
Chitaldrug	1	2	..	2	..	..	..	2	..	..	..	..	..	..	..
Hassan	..	..	..	..	..	..	..	..	..	..	..	..	..	..	..
Chikmagalur	..	..	..	..	..	..	..	..	..	..	..	..	..	..	..
Shimoga	5	5	3	5	3	..	..	5	3	..	..	..	..	..	..



III—Non-Textile Establishments

SPORTS GOODS MAKERS

State, City and District	Total No. of establishments	Number of persons employed													
		Total		Males						Females					
				Total		Boys		Men		Total		Girls		Women	
		W.T.	P.T.	W.T.	P.T.	W.T.	P.T.	W.T.	P.T.	W.T.	P.T.	W.T.	P.T.	W.T.	P.T.
1	2	3	4	5	6	7	8	9	10	11	12	13	14	15	16
<b>MYSORE STATE</b>	8	8	..	8	..	..	..	8	..	..	..	..	..	..	..
Bangalore Corporation	3	3	..	3	..	..	..	3	..	..	..	..	..	..	..
Bangalore	..	..	..	..	..	..	..	..	..	..	..	..	..	..	..
K. G. F. City	..	..	..	..	..	..	..	..	..	..	..	..	..	..	..
Kolar	..	..	..	..	..	..	..	..	..	..	..	..	..	..	..
Tumkur	..	..	..	..	..	..	..	..	..	..	..	..	..	..	..
Mysore City	5	5	..	5	..	..	..	5	..	..	..	..	..	..	..
Mysore	..	..	..	..	..	..	..	..	..	..	..	..	..	..	..
Mandya	..	..	..	..	..	..	..	..	..	..	..	..	..	..	..
Chitaldrug	..	..	..	..	..	..	..	..	..	..	..	..	..	..	..
Hassan	..	..	..	..	..	..	..	..	..	..	..	..	..	..	..
Chikmagalur	..	..	..	..	..	..	..	..	..	..	..	..	..	..	..
Shimoga	..	..	..	..	..	..	..	..	..	..	..	..	..	..	..
<b>MYSORE STATE RURAL</b>	..	..	..	..	..	..	..	..	..	..	..	..	..	..	..
Bangalore	..	..	..	..	..	..	..	..	..	..	..	..	..	..	..
Kolar	..	..	..	..	..	..	..	..	..	..	..	..	..	..	..
Tumkur	..	..	..	..	..	..	..	..	..	..	..	..	..	..	..
Mysore	..	..	..	..	..	..	..	..	..	..	..	..	..	..	..
Mandya	..	..	..	..	..	..	..	..	..	..	..	..	..	..	..
Chitaldrug	..	..	..	..	..	..	..	..	..	..	..	..	..	..	..
Hassan	..	..	..	..	..	..	..	..	..	..	..	..	..	..	..
Chikmagalur	..	..	..	..	..	..	..	..	..	..	..	..	..	..	..
Shimoga	..	..	..	..	..	..	..	..	..	..	..	..	..	..	..
<b>MYSORE STATE URBAN</b>	8	8	..	8	..	..	..	8	..	..	..	..	..	..	..
Bangalore Corporation	3	3	..	3	..	..	..	3	..	..	..	..	..	..	..
Bangalore	..	..	..	..	..	..	..	..	..	..	..	..	..	..	..
K. G. F. City	..	..	..	..	..	..	..	..	..	..	..	..	..	..	..
Kolar	..	..	..	..	..	..	..	..	..	..	..	..	..	..	..
Tumkur	..	..	..	..	..	..	..	..	..	..	..	..	..	..	..
Mysore City	5	5	..	5	..	..	..	5	..	..	..	..	..	..	..
Mysore	..	..	..	..	..	..	..	..	..	..	..	..	..	..	..
Mandya	..	..	..	..	..	..	..	..	..	..	..	..	..	..	..
Chitaldrug	..	..	..	..	..	..	..	..	..	..	..	..	..	..	..
Hassan	..	..	..	..	..	..	..	..	..	..	..	..	..	..	..
Chikmagalur	..	..	..	..	..	..	..	..	..	..	..	..	..	..	..
Shimoga	..	..	..	..	..	..	..	..	..	..	..	..	..	..	..

III—Non-Textile Establishments

TOY MAKERS

State, City and District	Total No. of establishments	Number of persons employed													
		Total		Males						Females					
				Total		Boys		Men		Total		Girls		Women	
		W.T.	P.T.	W.T.	P.T.	W.T.	P.T.	W.T.	P.T.	W.T.	P.T.	W.T.	P.T.	W.T.	P.T.
1	2	3	4	5	6	7	8	9	10	11	12	13	14	15	16
<b>MYSORE STATE</b>	216	546	20	513	14	10	..	503	14	33	6	4	1	29	5
Bangalore Corporation	6	21	..	17	..	4	..	13	..	4	..	..	..	4	..
Bangalore	171	454	14	431	13	2	..	429	13	23	1	4	..	19	1
K. G. F. City	..	..	..	..	..	..	..	..	..	..	..	..	..	..	..
Kolar	5	5	2	5	..	..	..	5	..	..	2	..	1	..	1
Tumkur	4	10	2	10	..	..	..	10	..	..	2	..	..	..	2
Mysore City	23	44	2	40	1	4	..	36	1	4	1	..	..	4	1
Mysore	1	1	..	1	..	..	..	1	..	..	..	..	..	..	..
Mandya	1	1	..	1	..	..	..	1	..	..	..	..	..	..	..
Chitaldrug	2	3	..	1	..	..	..	1	..	2	..	..	..	2	..
Hassan	..	..	..	..	..	..	..	..	..	..	..	..	..	..	..
Chikmagalur	..	..	..	..	..	..	..	..	..	..	..	..	..	..	..
Shimoga	3	7	..	7	..	..	..	7	..	..	..	..	..	..	..
<b>MYSORE STATE RURAL</b>	50	69	15	56	13	1	..	55	13	13	2	..	1	13	1
Bangalore	40	56	13	43	13	1	..	42	13	13	..	..	..	13	..
Kolar	4	4	2	4	..	..	..	4	..	..	2	..	1	..	1
Tumkur	2	5	..	5	..	..	..	5	..	..	..	..	..	..	..
Mysore	1	1	..	1	..	..	..	1	..	..	..	..	..	..	..
Mandya	1	1	..	1	..	..	..	1	..	..	..	..	..	..	..
Chitaldrug	1	1	..	1	..	..	..	1	..	..	..	..	..	..	..
Hassan	..	..	..	..	..	..	..	..	..	..	..	..	..	..	..
Chikmagalur	..	..	..	..	..	..	..	..	..	..	..	..	..	..	..
Shimoga	1	1	..	1	..	..	..	1	..	..	..	..	..	..	..
<b>MYSORE STATE URBAN</b>	168	477	5	457	1	9	..	443	1	20	4	4	..	16	4
Bangalore Corporation	6	21	..	17	..	4	..	13	..	4	..	..	..	4	..
Bangalore	131	398	1	388	..	1	..	387	..	10	1	4	..	6	1
K. G. F. City	..	..	..	..	..	..	..	..	..	..	..	..	..	..	..
Kolar	1	1	..	1	..	..	..	1	..	..	..	..	..	..	..
Tumkur	2	5	2	5	..	..	..	5	..	..	2	..	..	..	2
Mysore City	23	44	2	40	1	4	..	36	1	4	1	..	..	4	1
Mysore	..	..	..	..	..	..	..	..	..	..	..	..	..	..	..
Mandya	..	..	..	..	..	..	..	..	..	..	..	..	..	..	..
Chitaldrug	1	2	..	..	..	..	..	..	..	2	..	..	..	2	..
Hassan	..	..	..	..	..	..	..	..	..	..	..	..	..	..	..
Chikmagalur	..	..	..	..	..	..	..	..	..	..	..	..	..	..	..
Shimoga	2	6	..	6	..	..	..	6	..	..	..	..	..	..	..



III—Non-Textile Establishments

OTHER MISCELLANEOUS MANUFACTURING INDUSTRIES, INCLUDING BONE, IVORY, HORN, SHELL, ETC.

State, City and District	Total No. of establishments	Number of persons employed													
		Total		Males						Females					
		Total		Total		Boys		Men		Total		Girls		Women	
		W.T.	P.T.	W.T.	P.T.	W.T.	P.T.	W.T.	P.T.	W.T.	P.T.	W.T.	P.T.	W.T.	P.T.
I	2	3	4	5	6	7	8	9	10	11	12	13	14	15	16
<b>MYSORE STATE</b>	<b>94</b>	<b>182</b>	<b>12</b>	<b>147</b>	<b>8</b>	<b>1</b>	<b>..</b>	<b>146</b>	<b>8</b>	<b>35</b>	<b>4</b>	<b>..</b>	<b>..</b>	<b>35</b>	<b>4</b>
Bangalore Corporation	4	6	1	6	..	..	..	6	..	..	1	..	..	..	1
Bangalore	55	111	7	77	4	..	..	77	4	34	3	..	..	34	3
K. G. F. City	..	..	..	..	..	..	..	..	..	..	..	..	..	..	..
Kolar	..	..	..	..	..	..	..	..	..	..	..	..	..	..	..
Tumkur	2	5	..	5	..	..	..	5	..	..	..	..	..	..	..
Mysore City	18	40	3	40	3	1	..	39	3	..	..	..	..	..	..
Mysore	1	3	..	2	..	..	..	2	..	1	..	..	..	1	..
Mandya	..	..	..	..	..	..	..	..	..	..	..	..	..	..	..
Chitaldrug	..	..	..	..	..	..	..	..	..	..	..	..	..	..	..
Hassan	..	..	..	..	..	..	..	..	..	..	..	..	..	..	..
Chikmagalur	..	..	..	..	..	..	..	..	..	..	..	..	..	..	..
Shimoga	14	17	1	17	1	..	..	17	1	..	..	..	..	..	..
<b>MYSORE STATE RURAL</b>	<b>66</b>	<b>125</b>	<b>8</b>	<b>91</b>	<b>5</b>	<b>..</b>	<b>..</b>	<b>91</b>	<b>5</b>	<b>34</b>	<b>3</b>	<b>..</b>	<b>..</b>	<b>34</b>	<b>3</b>
Bangalore	52	108	7	74	4	..	..	74	4	34	3	..	..	34	3
Kolar	..	..	..	..	..	..	..	..	..	..	..	..	..	..	..
Tumkur	..	..	..	..	..	..	..	..	..	..	..	..	..	..	..
Mysore	..	..	..	..	..	..	..	..	..	..	..	..	..	..	..
Mandya	..	..	..	..	..	..	..	..	..	..	..	..	..	..	..
Chitaldrug	..	..	..	..	..	..	..	..	..	..	..	..	..	..	..
Hassan	..	..	..	..	..	..	..	..	..	..	..	..	..	..	..
Chikmagalur	..	..	..	..	..	..	..	..	..	..	..	..	..	..	..
Shimoga	14	17	1	17	1	..	..	17	1	..	..	..	..	..	..
<b>MYSORE STATE URBAN</b>	<b>28</b>	<b>57</b>	<b>4</b>	<b>56</b>	<b>3</b>	<b>1</b>	<b>..</b>	<b>55</b>	<b>3</b>	<b>1</b>	<b>1</b>	<b>..</b>	<b>..</b>	<b>1</b>	<b>1</b>
Bangalore Corporation	4	6	1	6	..	..	..	6	..	..	1	..	..	..	1
Bangalore	3	3	..	3	..	..	..	3	..	..	..	..	..	..	..
K. G. F. City	..	..	..	..	..	..	..	..	..	..	..	..	..	..	..
Kolar	..	..	..	..	..	..	..	..	..	..	..	..	..	..	..
Tumkur	2	5	..	5	..	..	..	5	..	..	..	..	..	..	..
Mysore City	18	40	3	40	3	1	..	39	3	..	..	..	..	..	..
Mysore	1	3	..	2	..	..	..	2	..	1	..	..	..	1	..
Mandya	..	..	..	..	..	..	..	..	..	..	..	..	..	..	..
Chitaldrug	..	..	..	..	..	..	..	..	..	..	..	..	..	..	..
Hassan	..	..	..	..	..	..	..	..	..	..	..	..	..	..	..
Chikmagalur	..	..	..	..	..	..	..	..	..	..	..	..	..	..	..
Shimoga	..	..	..	..	..	..	..	..	..	..	..	..	..	..	..

## III—Non-Textile Establishments

## MANUFACTURE OF BRICKS AND TILES

State, City and District	Total No. of establishments	Number of persons employed													
		Total		Males						Females					
		Total		Boys		Men		Total		Girls		Women			
		W.T.	P.T.	W.T.	P.T.	W.T.	P.T.	W.T.	P.T.	W.T.	P.T.	W.T.	P.T.		
1	2	3	4	5	6	7	8	9	10	11	12	13	14	15	16
<b>MYSORE STATE</b>	<b>753</b>	<b>1,764</b>	<b>794</b>	<b>1,153</b>	<b>403</b>	<b>61</b>	<b>88</b>	<b>1,092</b>	<b>365</b>	<b>611</b>	<b>391</b>	<b>28</b>	<b>45</b>	<b>583</b>	<b>346</b>
Bangalore Corporation	3	19	..	18	..	1	..	17	..	1	..	..	..	1	..
Bangalore	103	241	263	155	149	3	..	152	149	86	114	2	..	84	114
K. G. F. City	1	8	..	4	..	..	..	4	..	4	..	..	..	4	..
Kolar	30	192	11	147	9	10	..	137	9	45	2	..	..	45	2
Tumkur	23	110	27	78	13	14	2	64	11	32	14	4	2	28	12
Mysore City	3	9	..	8	..	1	..	7	..	1	..	..	..	1	..
Mysore	189	301	176	159	76	16	4	143	72	142	100	8	13	134	87
Mandya	236	453	222	296	99	7	30	289	69	157	123	2	28	155	95
Chitaldrug	37	111	2	74	1	5	..	69	1	37	1	3	..	34	1
Hassan	20	48	13	43	10	..	1	43	9	5	3	..	2	5	1
Chikmagalur	43	116	18	74	13	..	1	74	12	42	5	5	..	37	5
Shimoga	65	156	62	97	33	4	..	93	33	59	29	4	..	55	29
<b>MYSORE STATE RURAL</b>	<b>654</b>	<b>1,403</b>	<b>728</b>	<b>881</b>	<b>371</b>	<b>43</b>	<b>37</b>	<b>838</b>	<b>334</b>	<b>522</b>	<b>357</b>	<b>23</b>	<b>45</b>	<b>499</b>	<b>312</b>
Bangalore	101	239	263	153	149	3	..	150	149	86	114	2	..	84	114
Kolar	7	46	8	30	6	..	..	30	6	16	2	..	..	16	2
Tumkur	23	110	27	78	13	14	2	64	11	32	14	4	2	28	12
Mysore	189	301	176	159	76	16	4	143	72	142	100	8	13	134	87
Mandya	223	421	222	267	99	5	30	262	69	154	123	2	28	152	95
Chitaldrug	37	111	2	74	1	5	..	69	1	37	1	3	..	34	1
Hassan	20	48	13	43	10	..	1	43	9	5	3	..	2	5	1
Chikmagalur	29	84	3	49	3	..	..	49	3	35	..	4	..	31	..
Shimoga	25	43	14	28	14	..	..	28	14	15	..	..	..	15	..
<b>MYSORE STATE URBAN</b>	<b>89</b>	<b>361</b>	<b>66</b>	<b>272</b>	<b>32</b>	<b>18</b>	<b>1</b>	<b>254</b>	<b>31</b>	<b>89</b>	<b>34</b>	<b>5</b>	<b>..</b>	<b>84</b>	<b>34</b>
Bangalore Corporation	3	19	..	18	..	1	..	17	..	1	..	..	..	1	..
Bangalore	2	2	..	2	..	..	..	2	..	..	..	..	..	..	..
K. G. F. City	1	8	..	4	..	..	..	4	..	4	..	..	..	4	..
Kolar	23	146	3	117	3	10	..	107	3	29	..	..	..	29	..
Tumkur	..	..	..	..	..	..	..	..	..	..	..	..	..	..	..
Mysore City	3	9	..	8	..	1	..	7	..	1	..	..	..	1	..
Mysore	..	..	..	..	..	..	..	..	..	..	..	..	..	..	..
Mandya	13	32	..	29	..	2	..	27	..	3	..	..	..	3	..
Chitaldrug	..	..	..	..	..	..	..	..	..	..	..	..	..	..	..
Hassan	..	..	..	..	..	..	..	..	..	..	..	..	..	..	..
Chikmagalur	14	32	15	25	10	..	1	25	9	7	5	1	..	6	5
Shimoga	40	113	48	69	19	4	..	65	19	44	29	4	..	40	29

III—Non-Textile Establishments

MANUFACTURE OF CEMENT, CEMENT PIPES AND CEMENT CONCRETE PRODUCTS

State, City and District	Total No. of establishments	Number of persons employed													
		Total		Males						Females					
		Total		Boys		Men		Total		Girls		Women			
		W.T.	P.T.	W.T.	P.T.	W.T.	P.T.	W.T.	P.T.	W.T.	P.T.	W.T.	P.T.	W.T.	P.T.
1	2	3	4	5	6	7	8	9	10	11	12	13	14	15	16
<b>MYSORE STATE</b>	23	57	..	50	..	1	..	49	..	7	..	..	..	7	..
Bangalore Corporation	12	36	..	35	..	1	..	34	..	1	..	..	..	1	..
Bangalore	..	..	..	..	..	..	..	..	..	..	..	..	..	..	..
K. G. F. City	..	..	..	..	..	..	..	..	..	..	..	..	..	..	..
Kolar	4	11	..	6	..	..	..	6	..	5	..	..	..	5	..
Tumkur	..	..	..	..	..	..	..	..	..	..	..	..	..	..	..
Mysore City	3	4	..	3	..	..	..	3	..	1	..	..	..	1	..
Mysore	..	..	..	..	..	..	..	..	..	..	..	..	..	..	..
Mandya	1	1	..	1	..	..	..	1	..	..	..	..	..	..	..
Chitaldrug	1	3	..	3	..	..	..	3	..	..	..	..	..	..	..
Hassan	2	2	..	2	..	..	..	2	..	..	..	..	..	..	..
Chikmagalur	..	..	..	..	..	..	..	..	..	..	..	..	..	..	..
Shimoga	..	..	..	..	..	..	..	..	..	..	..	..	..	..	..
<b>MYSORE STATE RURAL</b>	3	3	..	3	..	..	..	3	..	..	..	..	..	..	..
Bangalore	..	..	..	..	..	..	..	..	..	..	..	..	..	..	..
Kolar	1	1	..	1	..	..	..	1	..	..	..	..	..	..	..
Tumkur	..	..	..	..	..	..	..	..	..	..	..	..	..	..	..
Mysore	..	..	..	..	..	..	..	..	..	..	..	..	..	..	..
Mandya	..	..	..	..	..	..	..	..	..	..	..	..	..	..	..
Chitaldrug	..	..	..	..	..	..	..	..	..	..	..	..	..	..	..
Hassan	2	2	..	2	..	..	..	2	..	..	..	..	..	..	..
Chikmagalur	..	..	..	..	..	..	..	..	..	..	..	..	..	..	..
Shimoga	..	..	..	..	..	..	..	..	..	..	..	..	..	..	..
<b>MYSORE STATE URBAN</b>	20	54	..	47	..	1	..	46	..	7	..	..	..	7	..
Bangalore Corporation	12	36	..	35	..	1	..	34	..	1	..	..	..	1	..
Bangalore	..	..	..	..	..	..	..	..	..	..	..	..	..	..	..
K. G. F. City	..	..	..	..	..	..	..	..	..	..	..	..	..	..	..
Kolar	3	10	..	5	..	..	..	5	..	5	..	..	..	5	..
Tumkur	..	..	..	..	..	..	..	..	..	..	..	..	..	..	..
Mysore City	3	4	..	3	..	..	..	3	..	1	..	..	..	1	..
Mysore	..	..	..	..	..	..	..	..	..	..	..	..	..	..	..
Mandya	1	1	..	1	..	..	..	1	..	..	..	..	..	..	..
Chitaldrug	1	3	..	3	..	..	..	3	..	..	..	..	..	..	..
Hassan	..	..	..	..	..	..	..	..	..	..	..	..	..	..	..
Chikmagalur	..	..	..	..	..	..	..	..	..	..	..	..	..	..	..
Shimoga	..	..	..	..	..	..	..	..	..	..	..	..	..	..	..

III—Non-Textile Establishments

POTTERS AND MAKERS OF EARTHENWARE

State, City and District	Total No. of establishments	Number of persons employed													
		Total		Males						Females					
		Total		Boys		Men		Total		Girls		Women			
		W.T.	P.T.	W.T.	P.T.	W.T.	P.T.	W.T.	P.T.	W.T.	P.T.	W.T.	P.T.	W.T.	P.T.
1	2	3	4	5	6	7	8	9	10	11	12	13	14	15	16
<b>MYSORE STATE</b>	<b>7,484</b>	<b>16,110</b>	<b>5,788</b>	<b>10,006</b>	<b>2,821</b>	<b>556</b>	<b>351</b>	<b>9,450</b>	<b>2,470</b>	<b>6,104</b>	<b>2,967</b>	<b>514</b>	<b>350</b>	<b>5,590</b>	<b>2,617</b>
Bangalore Corporation	23	61	3	38	..	..	..	38	..	23	3	2	..	21	3
Bangalore	1,111	2,658	560	1,633	287	63	25	1,570	262	1,025	273	47	13	978	260
K. G. F. City	10	20	1	13	1	..	..	13	1	7	..	..	..	7	..
Kolar	843	1,709	523	1,136	286	38	29	1,098	257	573	237	39	19	534	218
Tumkur	886	2,049	603	1,377	278	98	27	1,279	251	672	325	83	35	589	290
Mysore City	46	68	11	53	..	..	..	53	..	15	11	..	..	15	11
Mysore	1,248	2,358	1,340	1,346	603	112	102	1,234	501	1,012	737	108	115	904	622
Mandya	1,087	2,126	1,165	1,212	542	56	69	1,156	473	914	623	71	101	843	522
Chitaldrug	706	1,942	362	1,176	188	103	57	1,073	131	766	174	91	43	675	131
Hassan	755	1,719	512	1,076	259	55	21	1,021	238	643	253	47	13	596	240
Chikmagalur	321	461	366	321	196	2	12	319	184	140	170	2	5	138	165
Shimoga	448	939	342	625	181	29	9	596	172	314	161	24	6	290	155
<b>MYSORE STATE RURAL</b>	<b>6,766</b>	<b>14,554</b>	<b>5,648</b>	<b>8,901</b>	<b>2,765</b>	<b>549</b>	<b>346</b>	<b>8,352</b>	<b>2,419</b>	<b>5,653</b>	<b>2,833</b>	<b>507</b>	<b>344</b>	<b>5,146</b>	<b>2,539</b>
Bangalore	1,024	2,372	545	1,403	282	60	22	1,343	260	969	263	43	12	926	251
Kolar	792	1,609	516	1,066	285	36	29	1,030	256	543	231	89	19	504	212
Tumkur	864	1,996	603	1,339	278	98	27	1,241	251	657	325	83	35	574	290
Mysore	1,158	2,161	1,340	1,241	603	111	102	1,130	501	920	737	108	115	812	622
Mandya	1,025	2,004	1,145	1,129	537	56	69	1,073	468	875	608	70	96	805	512
Chitaldrug	659	1,830	360	1,083	188	103	57	980	131	747	172	91	43	656	129
Hassan	622	1,454	452	903	222	54	20	849	202	551	230	47	13	504	217
Chikmagalur	261	367	362	242	192	2	12	240	180	125	170	2	5	123	165
Shimoga	361	761	325	495	178	29	8	466	170	266	147	24	6	242	141
<b>MYSORE STATE URBAN</b>	<b>718</b>	<b>1,556</b>	<b>140</b>	<b>1,105</b>	<b>56</b>	<b>7</b>	<b>5</b>	<b>1,098</b>	<b>51</b>	<b>451</b>	<b>84</b>	<b>7</b>	<b>6</b>	<b>444</b>	<b>78</b>
Bangalore Corporation	23	61	3	38	..	..	..	38	..	23	3	2	..	21	3
Bangalore	87	286	15	230	5	3	3	227	2	56	10	4	1	52	9
K. G. F. City	10	20	1	13	1	..	..	13	1	7	..	..	..	7	..
Kolar	51	100	7	70	1	2	..	68	1	30	6	..	..	30	6
Tumkur	22	53	..	38	..	..	..	38	..	15	..	..	..	15	..
Mysore City	46	68	11	53	..	..	..	53	..	15	11	..	..	15	11
Mysore	90	197	..	105	..	1	..	104	..	92	..	..	..	92	..
Mandya	62	122	20	83	5	..	..	83	5	39	15	1	5	38	10
Chitaldrug	47	112	2	93	..	..	..	93	..	19	2	..	..	19	2
Hassan	133	265	60	173	37	1	1	172	36	92	23	..	..	92	23
Chikmagalur	60	94	4	79	4	..	..	79	4	15	..	..	..	15	..
Shimoga	87	178	17	130	3	..	1	130	2	48	14	..	..	48	14

III—Non-textile Establishments

MAKERS OF PORCELAIN AND CROCKERY

State, City and District	Total No. of establishments	Number of persons employed													
		Total		Males						Females					
		Total		Boys		Men		Total		Girls		Women			
		W.T.	P.T.	W.T.	P.T.	W.T.	P.T.	W.T.	P.T.	W.T.	P.T.	W.T.	P.T.		
1	2	3	4	5	6	7	8	9	10	11	12	13	14	15	16
<b>MYSORE STATE</b>	3	15	..	15	..	..	..	15	..	..	..	..	..	..	..
Bangalore Corporation	..	..	..	..	..	..	..	..	..	..	..	..	..	..	..
Bangalore	..	..	..	..	..	..	..	..	..	..	..	..	..	..	..
K. G. F. City	1	2	..	2	..	..	..	2	..	..	..	..	..	..	..
Kolar	..	..	..	..	..	..	..	..	..	..	..	..	..	..	..
Tumkur	1	12	..	12	..	..	..	12	..	..	..	..	..	..	..
Mysore City	..	..	..	..	..	..	..	..	..	..	..	..	..	..	..
Mysore	..	..	..	..	..	..	..	..	..	..	..	..	..	..	..
Mandya	1	1	..	1	..	..	..	1	..	..	..	..	..	..	..
Chitaldrug	..	..	..	..	..	..	..	..	..	..	..	..	..	..	..
Hassan	..	..	..	..	..	..	..	..	..	..	..	..	..	..	..
Chikmagalur	..	..	..	..	..	..	..	..	..	..	..	..	..	..	..
Shimoga	..	..	..	..	..	..	..	..	..	..	..	..	..	..	..
<b>MYSORE STATE RURAL</b>	1	12	..	12	..	..	..	12	..	..	..	..	..	..	..
Bangalore	..	..	..	..	..	..	..	..	..	..	..	..	..	..	..
Kolar	..	..	..	..	..	..	..	..	..	..	..	..	..	..	..
Tumkur	1	12	..	12	..	..	..	12	..	..	..	..	..	..	..
Mysore	..	..	..	..	..	..	..	..	..	..	..	..	..	..	..
Mandya	..	..	..	..	..	..	..	..	..	..	..	..	..	..	..
Chitaldrug	..	..	..	..	..	..	..	..	..	..	..	..	..	..	..
Hassan	..	..	..	..	..	..	..	..	..	..	..	..	..	..	..
Chikmagalur	..	..	..	..	..	..	..	..	..	..	..	..	..	..	..
Shimoga	..	..	..	..	..	..	..	..	..	..	..	..	..	..	..
<b>MYSORE STATE URBAN</b>	2	3	..	3	..	..	..	3	..	..	..	..	..	..	..
Bangalore Corporation	..	..	..	..	..	..	..	..	..	..	..	..	..	..	..
Bangalore	..	..	..	..	..	..	..	..	..	..	..	..	..	..	..
K. G. F. City	1	2	..	2	..	..	..	2	..	..	..	..	..	..	..
Kolar	..	..	..	..	..	..	..	..	..	..	..	..	..	..	..
Tumkur	..	..	..	..	..	..	..	..	..	..	..	..	..	..	..
Mysore City	..	..	..	..	..	..	..	..	..	..	..	..	..	..	..
Mysore	..	..	..	..	..	..	..	..	..	..	..	..	..	..	..
Mandya	1	1	..	1	..	..	..	1	..	..	..	..	..	..	..
Chitaldrug	..	..	..	..	..	..	..	..	..	..	..	..	..	..	..
Hassan	..	..	..	..	..	..	..	..	..	..	..	..	..	..	..
Chikmagalur	..	..	..	..	..	..	..	..	..	..	..	..	..	..	..
Shimoga	..	..	..	..	..	..	..	..	..	..	..	..	..	..	..



III—Non-Textile Establishments

MAKERS OF OTHER GLASS AND CRYSTAL WARE

State, City and District	Total No. of establishments	Number of persons employed													
		Total		Males						Females					
		Total		Boys		Men		Total		Girls		Women			
		W.T.	P.T.	W.T.	P.T.	W.T.	P.T.	W.T.	P.T.	W.T.	P.T.	W.T.	P.T.		
1	2	3	4	5	6	7	8	9	10	11	12	13	14	15	16
<b>MYSORE STATE</b>	<b>19</b>	<b>82</b>	..	<b>58</b>	..	<b>8</b>	..	<b>50</b>	..	<b>24</b>	..	..	..	<b>24</b>	..
Bangalore Corporation	5	19	..	19	..	4	..	15	..	..	..	..	..	..	..
Bangalore	..	..	..	..	..	..	..	..	..	..	..	..	..	..	..
K. G. F. City	..	..	..	..	..	..	..	..	..	..	..	..	..	..	..
Kolar	..	..	..	..	..	..	..	..	..	..	..	..	..	..	..
Tumkur	..	..	..	..	..	..	..	..	..	..	..	..	..	..	..
Mysore City	1	4	..	4	..	..	..	4	..	..	..	..	..	..	..
Mysore	..	..	..	..	..	..	..	..	..	..	..	..	..	..	..
Mandya	..	..	..	..	..	..	..	..	..	..	..	..	..	..	..
Chitaldrug	..	..	..	..	..	..	..	..	..	..	..	..	..	..	..
Hassan	13	59	..	35	..	4	..	31	..	24	..	..	..	24	..
Chikmagalur	..	..	..	..	..	..	..	..	..	..	..	..	..	..	..
Shimoga	..	..	..	..	..	..	..	..	..	..	..	..	..	..	..
<b>MYSORE STATE RURAL</b>	<b>18</b>	<b>59</b>	..	<b>35</b>	..	<b>4</b>	..	<b>31</b>	..	<b>24</b>	..	..	..	<b>24</b>	..
Bangalore	..	..	..	..	..	..	..	..	..	..	..	..	..	..	..
Kolar	..	..	..	..	..	..	..	..	..	..	..	..	..	..	..
Tumkur	..	..	..	..	..	..	..	..	..	..	..	..	..	..	..
Mysore	..	..	..	..	..	..	..	..	..	..	..	..	..	..	..
Mandya	..	..	..	..	..	..	..	..	..	..	..	..	..	..	..
Chitaldrug	..	..	..	..	..	..	..	..	..	..	..	..	..	..	..
Hassan	13	59	..	35	..	4	..	31	..	24	..	..	..	24	..
Chikmagalur	..	..	..	..	..	..	..	..	..	..	..	..	..	..	..
Shimoga	..	..	..	..	..	..	..	..	..	..	..	..	..	..	..
<b>MYSORE STATE URBAN</b>	<b>6</b>	<b>23</b>	..	<b>23</b>	..	<b>4</b>	..	<b>19</b>	..	..	..	..	..	..	..
Bangalore Corporation	5	19	..	19	..	4	..	15	..	..	..	..	..	..	..
Bangalore	..	..	..	..	..	..	..	..	..	..	..	..	..	..	..
K. G. F. City	..	..	..	..	..	..	..	..	..	..	..	..	..	..	..
Kolar	..	..	..	..	..	..	..	..	..	..	..	..	..	..	..
Tumkur	..	..	..	..	..	..	..	..	..	..	..	..	..	..	..
Mysore City	1	4	..	4	..	..	..	4	..	..	..	..	..	..	..
Mysore	..	..	..	..	..	..	..	..	..	..	..	..	..	..	..
Mandya	..	..	..	..	..	..	..	..	..	..	..	..	..	..	..
Chitaldrug	..	..	..	..	..	..	..	..	..	..	..	..	..	..	..
Hassan	..	..	..	..	..	..	..	..	..	..	..	..	..	..	..
Chikmagalur	..	..	..	..	..	..	..	..	..	..	..	..	..	..	..
Shimoga	..	..	..	..	..	..	..	..	..	..	..	..	..	..	..





III—Non-Textile Establishments

RUBBER PRODUCTS

State, City and District	Total No. of establishments	Number of persons employed													
		Total		Males						Females					
		Total		Boys		Men		Total		Girls		Women			
		W.T.	P.T.	W.T.	P.T.	W.T.	P.T.	W.T.	P.T.	W.T.	P.T.	W.T.	P.T.		
1	2	3	4	5	6	7	8	9	10	11	12	13	14	15	16
<b>MYSORE STATE</b>	87	104	8	104	8	9	..	95	8	..	..	..	..	..	..
Bangalore Corporation	10	19	..	19	..	1	..	18	..	..	..	..	..	..	..
Bangalore	..	..	..	..	..	..	..	..	..	..	..	..	..	..	..
K. G. F. City	3	2	3	2	3	1	..	1	3	..	..	..	..	..	..
Kolar	..	..	..	..	..	..	..	..	..	..	..	..	..	..	..
Tumkur	4	11	..	11	..	1	..	10	..	..	..	..	..	..	..
Mysore City	13	40	..	40	..	6	..	34	..	..	..	..	..	..	..
Mysore	..	..	..	..	..	..	..	..	..	..	..	..	..	..	..
Mandya	..	..	..	..	..	..	..	..	..	..	..	..	..	..	..
Chitaldrug	..	..	..	..	..	..	..	..	..	..	..	..	..	..	..
Hassan	..	..	..	..	..	..	..	..	..	..	..	..	..	..	..
Chikmagalur	4	13	..	13	..	..	..	13	..	..	..	..	..	..	..
Shimoga	3	19	..	19	..	..	..	19	..	..	..	..	..	..	..
<b>MYSORE STATE RURAL</b>	..	..	..	..	..	..	..	..	..	..	..	..	..	..	..
Bangalore	..	..	..	..	..	..	..	..	..	..	..	..	..	..	..
Kolar	..	..	..	..	..	..	..	..	..	..	..	..	..	..	..
Tumkur	..	..	..	..	..	..	..	..	..	..	..	..	..	..	..
Mysore	..	..	..	..	..	..	..	..	..	..	..	..	..	..	..
Mandya	..	..	..	..	..	..	..	..	..	..	..	..	..	..	..
Chitaldrug	..	..	..	..	..	..	..	..	..	..	..	..	..	..	..
Hassan	..	..	..	..	..	..	..	..	..	..	..	..	..	..	..
Chikmagalur	..	..	..	..	..	..	..	..	..	..	..	..	..	..	..
Shimoga	..	..	..	..	..	..	..	..	..	..	..	..	..	..	..
<b>MYSORE STATE URBAN</b>	87	104	8	104	8	9	..	95	8	..	..	..	..	..	..
Bangalore Corporation	10	19	..	19	..	1	..	18	..	..	..	..	..	..	..
Bangalore	..	..	..	..	..	..	..	..	..	..	..	..	..	..	..
K. G. F. City	3	2	3	2	3	1	..	1	3	..	..	..	..	..	..
Kolar	..	..	..	..	..	..	..	..	..	..	..	..	..	..	..
Tumkur	4	11	..	11	..	1	..	10	..	..	..	..	..	..	..
Mysore City	13	40	..	40	..	6	..	34	..	..	..	..	..	..	..
Mysore	..	..	..	..	..	..	..	..	..	..	..	..	..	..	..
Mandya	..	..	..	..	..	..	..	..	..	..	..	..	..	..	..
Chitaldrug	..	..	..	..	..	..	..	..	..	..	..	..	..	..	..
Hassan	..	..	..	..	..	..	..	..	..	..	..	..	..	..	..
Chikmagalur	4	13	..	13	..	..	..	13	..	..	..	..	..	..	..
Shimoga	3	19	..	19	..	..	..	19	..	..	..	..	..	..	..

III— Non-Textile Establishments

SAWYERS

State, City and District	Total No. of establishments	Number of persons employed													
		Total		Males						Females					
		Total		Boys		Men		Total		Girls		Women			
		W.T.	P.T.	W.T.	P.T.	W.T.	P.T.	W.T.	P.T.	W.T.	P.T.	W.T.	P.T.		
1	2	3	4	5	6	7	8	9	10	11	12	13	14	15	16
<b>MYSORE STATE</b>	<b>181</b>	<b>746</b>	<b>32</b>	<b>738</b>	<b>32</b>	<b>4</b>	<b>2</b>	<b>734</b>	<b>30</b>	<b>8</b>	..	..	..	<b>8</b>	..
Bangalore Corporation	9	50	..	50	..	..	..	50	..	..	..	..	..	..	..
Bangalore	5	5	1	5	1	..	..	5	1	..	..	..	..	..	..
K. G. F. City	..	..	..	..	..	..	..	..	..	..	..	..	..	..	..
Kolar	25	42	12	42	12	..	..	42	12	..	..	..	..	..	..
Tumkur	12	32	1	32	1	..	..	32	1	..	..	..	..	..	..
Mysore City	22	125	2	125	2	..	2	125	..	..	..	..	..	..	..
Mysore	14	70	..	68	..	..	..	68	..	2	..	..	..	2	..
Mandya	17	50	..	50	..	..	..	50	..	..	..	..	..	..	..
Chitaldrug	10	22	..	21	..	..	..	21	..	1	..	..	..	1	..
Hassan	18	67	5	64	5	..	..	64	5	3	..	..	..	3	..
Chikmagalur	16	122	2	121	2	4	..	117	2	1	..	..	..	1	..
Shimoga	33	161	9	160	9	..	..	160	9	1	..	..	..	1	..
<b>MYSORE STATE RURAL</b>	<b>74</b>	<b>127</b>	<b>20</b>	<b>126</b>	<b>20</b>	..	..	<b>126</b>	<b>20</b>	<b>1</b>	..	..	..	<b>1</b>	..
Bangalore	4	4	1	4	1	..	..	4	1	..	..	..	..	..	..
Kolar	19	18	12	18	12	..	..	18	12	..	..	..	..	..	..
Tumkur	6	8	..	8	..	..	..	8	..	..	..	..	..	..	..
Mysore	4	8	..	8	..	..	..	8	..	..	..	..	..	..	..
Mandya	14	28	..	28	..	..	..	28	..	..	..	..	..	..	..
Chitaldrug	6	12	..	11	..	..	..	11	..	1	..	..	..	1	..
Hassan	13	29	5	29	5	..	..	29	5	..	..	..	..	..	..
Chikmagalur	6	16	2	16	2	..	..	16	2	..	..	..	..	..	..
Shimoga	2	4	..	4	..	..	..	4	..	..	..	..	..	..	..
<b>MYSORE STATE URBAN</b>	<b>107</b>	<b>619</b>	<b>12</b>	<b>612</b>	<b>12</b>	<b>4</b>	<b>2</b>	<b>608</b>	<b>10</b>	<b>7</b>	..	..	..	<b>7</b>	..
Bangalore Corporation	9	50	..	50	..	..	..	50	..	..	..	..	..	..	..
Bangalore	1	1	..	1	..	..	..	1	..	..	..	..	..	..	..
K. G. F. City	..	..	..	..	..	..	..	..	..	..	..	..	..	..	..
Kolar	6	24	..	24	..	..	..	24	..	..	..	..	..	..	..
Tumkur	6	24	1	24	1	..	..	24	1	..	..	..	..	..	..
Mysore City	22	125	2	125	2	..	2	125	..	..	..	..	..	..	..
Mysore	10	62	..	60	..	..	..	60	..	2	..	..	..	2	..
Mandya	3	22	..	22	..	..	..	22	..	..	..	..	..	..	..
Chitaldrug	4	10	..	10	..	..	..	10	..	..	..	..	..	..	..
Hassan	5	38	..	35	..	..	..	35	..	3	..	..	..	3	..
Chikmagalur	10	106	..	105	..	4	..	101	..	1	..	..	..	1	..
Shimoga	31	157	..	156	..	9	..	156	9	1	..	..	..	1	..

III—Non-Textile Establishments

CARPENTERS, TURNERS AND JOINERS

State, City and District	Total No. of establishments	Number of persons employed													
		Total		Males						Females					
				Total		Boys		Men		Total		Girls		Women	
		W.T.	P.T.	W.T.	P.T.	W.T.	P.T.	W.T.	P.T.	W.T.	P.T.	W.T.	P.T.	W.T.	P.T.
1	2	3	4	5	6	7	8	9	10	11	12	13	14	15	16
<b>MYSORE STATE</b> ..	<b>4,953</b>	<b>7,971</b>	<b>1,746</b>	<b>7,165</b>	<b>1,460</b>	<b>329</b>	<b>95</b>	<b>6,836</b>	<b>1,365</b>	<b>806</b>	<b>236</b>	<b>145</b>	<b>81</b>	<b>661</b>	<b>205</b>
Bangalore Corporation ..	138	459	4	452	4	64	..	388	4	7	..	..	..	7	..
Bangalore ..	513	689	166	638	153	12	3	626	150	51	13	4	1	47	12
K. G. F. City ..	27	36	19	35	18	2	..	33	18	1	1	..	..	1	1
Kolar ..	395	542	167	507	142	15	10	492	132	35	25	5	12	30	13
Tumkur ..	422	513	208	477	175	6	15	471	160	36	33	4	13	32	20
Mysore City ..	97	177	1	173	1	7	..	166	1	4	..	..	..	4	..
Mysore ..	844	1,425	304	1,196	233	61	28	1,135	205	229	71	48	19	181	52
Mandya ..	650	1,057	307	889	230	56	18	833	212	168	77	28	17	140	60
Chitaldrug ..	647	1,180	105	1,050	83	47	7	1,003	76	130	22	38	7	92	15
Hassan ..	407	627	158	542	129	16	3	526	126	85	29	9	8	76	21
Chikmagalur ..	239	348	131	335	121	17	1	318	120	13	10	..	2	13	8
Shimoga ..	574	918	176	871	171	26	10	845	161	47	5	9	2	38	3
<b>MYSORE STATE RUBAL</b> ..	<b>4,230</b>	<b>6,323</b>	<b>1,649</b>	<b>5,557</b>	<b>1,365</b>	<b>217</b>	<b>91</b>	<b>5,340</b>	<b>1,274</b>	<b>766</b>	<b>284</b>	<b>143</b>	<b>81</b>	<b>623</b>	<b>203</b>
Bangalore ..	453	576	161	527	148	11	3	516	145	49	13	4	1	45	12
Kolar ..	335	418	160	384	135	7	10	377	125	34	25	5	12	29	13
Tumkur ..	399	479	205	443	172	6	15	437	157	36	33	4	13	32	20
Mysore ..	784	1,303	284	1,093	213	59	27	1,034	186	210	71	46	19	164	52
Mandya ..	632	1,006	306	838	229	53	18	785	211	168	77	28	17	140	60
Chitaldrug ..	550	943	99	818	77	37	6	781	71	125	22	38	7	87	15
Hassan ..	368	574	153	489	124	16	3	473	121	85	29	9	8	76	21
Chikmagalur ..	208	279	130	266	120	5	1	261	119	13	10	..	2	13	8
Shimoga ..	501	745	151	699	147	23	8	676	139	46	4	9	2	37	2
<b>MYSORE STATE URBAN</b> ..	<b>723</b>	<b>1,648</b>	<b>97</b>	<b>1,608</b>	<b>95</b>	<b>112</b>	<b>4</b>	<b>1,496</b>	<b>91</b>	<b>40</b>	<b>2</b>	<b>2</b>	<b>..</b>	<b>38</b>	<b>2</b>
Bangalore Corporation ..	138	459	4	452	4	64	..	388	4	7	..	..	..	7	..
Bangalore ..	60	113	5	111	5	1	..	110	5	2	..	..	..	2	..
K. G. F. City ..	27	36	19	35	18	2	..	33	18	1	1	..	..	1	1
Kolar ..	60	124	7	123	7	8	..	115	7	1	..	..	..	1	..
Tumkur ..	23	34	3	34	3	..	..	34	3	..	..	..	..	..	..
Mysore City ..	97	177	1	173	1	7	..	166	1	4	..	..	..	4	..
Mysore ..	60	122	20	103	20	2	1	101	19	19	..	2	..	17	..
Mandya ..	18	51	1	51	1	3	..	48	1	..	..	..	..	..	..
Chitaldrug ..	97	237	6	232	6	10	1	222	5	5	..	..	..	5	..
Hassan ..	39	53	5	53	5	..	..	53	5	..	..	..	..	..	..
Chikmagalur ..	31	69	1	69	1	12	..	57	1	..	..	..	..	1	..
Shimoga ..	73	173	25	172	24	3	2	169	22	1	1	..	..	1	1



III—Non-Textile Establishments

BASKET MAKERS

State, City and District	Total No. of establishments	Number of persons employed													
		Total		Males				Females							
		Total		Boys		Men		Total		Girls		Women			
		W.T.	P.T.	W.T.	P.T.	W.T.	P.T.	W.T.	P.T.	W.T.	P.T.	W.T.	P.T.		
1	2	3	4	5	6	7	8	9	10	11	12	13	14	15	16
MYSORE STATE ..	4,297	7,868	3,143	4,771	1,801	199	115	4,572	1,686	3,097	1,342	196	150	2,901	1,192
Bangalore Corporation ..	49	107	4	79	2	1	..	78	2	28	2	..	..	28	2
Bangalore ..	596	1,202	474	737	248	23	31	714	217	465	226	26	41	439	185
K. G. F. City ..	4	6	..	4	..	..	..	4	..	2	..	..	..	2	..
Kolar ..	534	913	269	591	149	19	9	572	140	322	120	14	13	308	107
Tumkur ..	315	607	308	359	165	15	13	344	152	248	143	27	20	221	123
Mysore City ..	124	355	1	207	..	11	..	196	..	148	1	2	..	146	1
Mysore ..	834	1,188	815	767	341	61	18	706	323	421	474	57	21	364	453
Mandya ..	130	250	119	151	61	3	3	148	58	99	58	8	6	91	52
Chitaldrug ..	376	1,024	91	577	47	21	3	556	44	447	44	17	11	430	33
Hassan ..	599	776	581	473	431	19	32	454	399	303	150	16	31	287	119
Chikmagalur ..	256	523	188	304	130	20	2	284	128	219	58	18	6	201	52
Shimoga ..	480	917	293	522	227	6	4	516	223	395	66	11	1	384	65
MYSORE STATE RURAL ..	3,644	5,905	3,054	3,682	1,771	159	111	3,523	1,660	2,223	1,283	161	146	2,062	1,137
Bangalore ..	536	1,036	465	640	247	21	31	619	216	396	218	21	41	375	177
Kolar ..	480	752	269	503	149	18	9	485	140	249	120	13	13	236	107
Tumkur ..	302	582	302	343	165	15	13	328	152	239	137	27	20	212	117
Mysore ..	738	822	815	573	341	50	18	523	323	249	474	51	21	198	453
Mandya ..	106	183	97	111	50	3	3	108	47	72	47	3	5	69	42
Chitaldrug ..	297	745	73	426	44	17	3	409	41	319	29	11	11	308	18
Hassan ..	578	701	578	435	431	19	32	416	399	266	147	13	31	253	116
Chikmagalur ..	200	356	172	222	124	13	1	209	123	134	48	15	4	119	44
Shimoga ..	407	728	283	429	220	3	1	426	219	299	63	7	..	292	63
MYSORE STATE URBAN ..	653	1,963	89	1,089	30	40	4	1,049	26	874	59	35	4	839	55
Bangalore Corporation ..	49	107	4	79	2	1	..	78	2	28	2	..	..	28	2
Bangalore ..	60	166	9	97	1	2	..	95	1	69	8	5	..	64	8
K. G. F. City ..	4	6	..	4	..	..	..	4	..	2	..	..	..	2	..
Kolar ..	54	161	..	88	..	1	..	87	..	73	..	1	..	72	..
Tumkur ..	13	25	6	16	..	..	..	16	..	9	6	..	..	9	6
Mysore City ..	124	355	1	207	..	11	..	196	..	148	1	2	..	146	1
Mysore ..	96	366	..	194	..	11	..	183	..	172	..	6	..	166	..
Mandya ..	24	67	22	40	11	..	..	40	11	27	11	5	1	22	10
Chitaldrug ..	79	279	18	151	3	4	..	147	3	128	15	6	..	122	15
Hassan ..	21	75	3	38	..	..	..	38	..	37	3	3	..	34	3
Chikmagalur ..	56	167	16	82	6	7	1	75	5	85	10	3	2	82	8
Shimoga ..	73	189	10	93	7	3	3	90	4	96	3	4	1	92	2

55

433

## III—Non-Textile Establishments

## PHOTO-FRAME WORKS

State, City and District	Total No. of establish- ments	Number of persons employed													
		Total		Males						Females					
				Total		Boys		Men		Total		Girls		Women	
		W.T.	P.T.	W.T.	P.T.	W.T.	P.T.	W.T.	P.T.	W.T.	P.T.	W.T.	P.T.	W.T.	P.T.
1	2	3	4	5	6	7	8	9	10	11	12	13	14	15	16
<b>MYSORE STATE</b>	<b>81</b>	<b>155</b>	<b>3</b>	<b>155</b>	<b>3</b>	<b>15</b>	<b>2</b>	<b>140</b>	<b>1</b>	..	..	..	..	..	..
Bangalore Corporation	27	69	1	69	1	11	1	58	..	..	..	..	..	..	..
Bangalore	..	..	..	..	..	..	..	..	..	..	..	..	..	..	..
K. G. F. City	2	2	..	2	..	..	..	2	..	..	..	..	..	..	..
Kolar	1	3	1	3	1	..	1	3	..	..	..	..	..	..	..
Tumkur	6	8	1	8	1	1	..	7	1	..	..	..	..	..	..
Mysore City	15	23	..	23	..	..	..	23	..	..	..	..	..	..	..
Mysore	2	3	..	3	..	..	..	3	..	..	..	..	..	..	..
Mandya	..	..	..	..	..	..	..	..	..	..	..	..	..	..	..
Chitaldrug	5	7	..	7	..	1	..	6	..	..	..	..	..	..	..
Hassan	3	3	..	3	..	..	..	3	..	..	..	..	..	..	..
Chikmagalur	4	5	..	5	..	..	..	5	..	..	..	..	..	..	..
Shimoga	16	32	..	32	..	2	..	30	..	..	..	..	..	..	..
<b>MYSORE STATE RURAL</b>	<b>3</b>	<b>4</b>	..	<b>4</b>	..	..	..	<b>4</b>	..	..	..	..	..	..	..
Bangalore	..	..	..	..	..	..	..	..	..	..	..	..	..	..	..
Kolar	..	..	..	..	..	..	..	..	..	..	..	..	..	..	..
Tumkur	..	..	..	..	..	..	..	..	..	..	..	..	..	..	..
Mysore	..	..	..	..	..	..	..	..	..	..	..	..	..	..	..
Mandya	..	..	..	..	..	..	..	..	..	..	..	..	..	..	..
Chitaldrug	..	..	..	..	..	..	..	..	..	..	..	..	..	..	..
Hassan	..	..	..	..	..	..	..	..	..	..	..	..	..	..	..
Chikmagalur	1	2	..	2	..	..	..	2	..	..	..	..	..	..	..
Shimoga	2	2	..	2	..	..	..	2	..	..	..	..	..	..	..
<b>MYSORE STATE URBAN</b>	<b>78</b>	<b>151</b>	<b>3</b>	<b>151</b>	<b>3</b>	<b>15</b>	<b>2</b>	<b>136</b>	<b>1</b>	..	..	..	..	..	..
Bangalore Corporation	27	69	1	69	1	11	1	58	..	..	..	..	..	..	..
Bangalore	..	..	..	..	..	..	..	..	..	..	..	..	..	..	..
K. G. F. City	2	2	..	2	..	..	..	2	..	..	..	..	..	..	..
Kolar	1	3	1	3	1	..	1	3	..	..	..	..	..	..	..
Tumkur	6	8	1	8	1	1	..	7	1	..	..	..	..	..	..
Mysore City	15	23	..	23	..	..	..	23	..	..	..	..	..	..	..
Mysore	2	3	..	3	..	..	..	3	..	..	..	..	..	..	..
Mandya	..	..	..	..	..	..	..	..	..	..	..	..	..	..	..
Chitaldrug	5	7	..	7	..	1	..	6	..	..	..	..	..	..	..
Hassan	3	3	..	3	..	..	..	3	..	..	..	..	..	..	..
Chikmagalur	3	3	..	3	..	..	..	3	..	..	..	..	..	..	..
Shimoga	14	30	..	30	..	2	..	28	..	..	..	..	..	..	..

### III—Non-Textile Establishments

#### OTHER INDUSTRIES OF WOODY MATERIALS, INCLUDING LEAVES BUT NOT INCLUDING FURNITURE OR FIXTURES

State, City and District	Total No. of establishments	Number of persons employed													
		Total		Males						Females					
		Total		Boys		Men		Total		Girls		Women			
		W.T.	P.T.	W.T.	P.T.	W.T.	P.T.	W.T.	P.T.	W.T.	P.T.	W.T.	P.T.		
1	2	3	4	5	6	7	8	9	10	11	12	13	14	15	16
<b>MYSORE STATE</b>	1,561	2,094	1,158	1,471	435	43	19	1,428	416	623	723	21	57	602	666
Bangalore Corporation	27	85	..	66	..	4	..	62	..	19	..	2	..	17	..
Bangalore	38	99	..	56	..	..	..	56	..	43	..	..	..	43	..
K. G. F. City	..	..	..	..	..	..	..	..	..	..	..	..	..	..	..
Kolar	145	261	28	173	17	4	1	169	16	88	11	..	2	88	9
Tumkur	270	317	252	188	37	4	2	184	35	129	215	2	18	127	197
Mysore City	232	112	328	84	15	13	1	71	14	28	313	..	24	28	289
Mysore	256	282	250	229	163	3	14	226	149	53	87	5	12	49	75
Mandya	162	212	48	181	43	2	1	179	42	31	5	7	..	24	5
Chitaldrug	94	206	10	140	6	3	..	137	6	66	4	..	..	66	4
Hassan	219	351	173	224	91	6	..	218	91	127	82	4	..	123	82
Chikmagalur	15	14	8	14	7	..	..	14	7	..	1	..	..	..	1
Shimoga	103	155	61	116	56	4	..	112	56	39	5	1	1	38	4
<b>MYSORE STATE RURAL</b>	1,037	1,258	731	942	388	20	18	922	370	316	343	15	33	301	310
Bangalore	27	52	..	33	..	..	..	33	..	19	..	..	..	19	..
Kolar	83	124	23	82	13	3	1	79	12	42	10	..	2	42	8
Tumkur	210	204	245	133	31	4	2	129	29	71	214	2	18	69	196
Mysore	242	257	246	215	163	3	14	212	149	42	83	5	12	37	71
Mandya	146	179	46	162	42	2	1	160	41	17	4	7	..	10	4
Chitaldrug	60	109	10	85	6	3	..	82	6	24	4	..	..	24	4
Hassan	166	187	109	116	87	1	..	115	87	71	22	1	..	70	22
Chikmagalur	15	14	8	14	7	..	..	14	7	..	1	..	..	..	1
Shimoga	88	132	44	102	39	4	..	98	39	30	5	..	1	30	4
<b>MYSORE STATE URBAN</b>	524	836	427	529	47	23	1	506	46	307	380	6	24	301	356
Bangalore Corporation	27	85	..	66	..	4	..	62	..	19	..	2	..	17	..
Bangalore	11	47	..	23	..	..	..	23	..	24	..	..	..	24	..
K. G. F. City	..	..	..	..	..	..	..	..	..	..	..	..	..	..	..
Kolar	62	137	5	91	4	1	..	96	4	46	1	..	..	46	1
Tumkur	60	113	7	55	6	..	..	55	6	58	1	..	..	58	1
Mysore City	232	112	328	84	15	13	1	71	14	28	313	..	24	28	289
Mysore	14	25	4	14	..	..	..	14	..	11	4	..	..	11	4
Mandya	16	33	2	19	1	..	..	19	1	14	1	..	..	14	1
Chitaldrug	34	97	..	55	..	..	..	55	..	42	..	..	..	42	..
Hassan	53	164	64	108	4	5	..	103	4	56	60	3	..	53	60
Chikmagalur	..	..	..	..	..	..	..	..	..	..	..	..	..	..	..
Shimoga	15	23	17	14	17	..	..	14	17	9	..	1	..	8	..

## III—Non-Textile Establishments

## MANUFACTURE OF FURNITURE AND FIXTURES

State, City and District	Total No. of establishments	Number of persons employed													
		Total		Males						Females					
				Total		Boys		Men		Total		Girls		Women	
		W.T.	P.T.	W.T.	P.T.	W.T.	P.T.	W.T.	P.T.	W.T.	P.T.	W.T.	P.T.	W.T.	P.T.
1	2	3	4	5	6	7	8	9	10	11	12	13	14	15	16
<b>MYSORE STATE</b>	413	916	77	890	71	48	8	842	63	26	6	4	4	22	2
Bangalore Corporation	78	248	6	248	6	15	..	233	6	..	..	..	..	..	..
Bangalore	28	36	12	36	12	1	..	35	12	..	..	..	..	..	..
K. G. F. City	11	15	8	15	8	2	..	13	8	..	..	..	..	..	..
Kolar	20	21	8	21	8	..	1	21	7	..	..	..	..	..	..
Tumkur	27	69	9	69	8	5	..	64	8	..	1	..	..	..	1
Mysore City	23	50	1	48	1	5	..	43	1	2	..	..	..	2	..
Mysore	63	102	10	97	8	4	..	93	8	5	2	1	1	4	1
Mandya	8	14	..	14	..	..	..	14	..	..	..	..	..	..	..
Chitaldrug	32	92	15	81	12	6	7	75	5	11	3	2	3	9	..
Hassan	32	80	3	74	3	4	..	70	3	6	..	1	..	5	..
Chikmagalur	20	41	..	39	..	..	..	39	..	2	..	..	..	2	..
Shimoga	71	148	5	148	5	6	..	142	5	..	..	..	..	..	..
<b>MYSORE STATE RURAL</b>	163	257	45	239	39	11	3	228	36	18	6	3	4	15	2
Bangalore	19	21	12	21	12	1	..	20	12	..	..	..	..	..	..
Kolar	9	8	7	8	7	..	..	8	7	..	..	..	..	..	1
Tumkur	18	20	4	20	3	..	..	20	3	..	1	..	..	..	1
Mysore	40	64	10	59	8	4	..	55	8	5	2	1	1	4	1
Mandya	7	10	..	10	..	..	..	10	..	..	..	..	..	..	..
Chitaldrug	12	25	8	17	5	3	3	14	2	8	3	1	3	7	..
Hassan	18	37	3	34	3	3	..	31	3	3	..	1	..	2	..
Chikmagalur	12	25	..	23	..	..	..	23	..	2	..	..	..	2	..
Shimoga	28	47	1	47	1	..	..	47	1	..	..	..	..	..	..
<b>MYSORE STATE URBAN</b>	250	659	32	651	32	37	5	614	27	8	..	1	..	7	..
Bangalore Corporation	78	248	6	248	6	15	..	233	6	..	..	..	..	..	..
Bangalore	9	15	..	15	..	..	..	15	..	..	..	..	..	..	..
K. G. F. City	11	15	8	15	8	2	..	13	8	..	..	..	..	..	..
Kolar	11	13	1	13	1	..	1	13	..	..	..	..	..	..	..
Tumkur	9	49	5	49	5	5	..	44	5	..	..	..	..	..	..
Mysore City	23	50	1	48	1	5	..	43	1	2	..	..	..	2	..
Mysore	23	38	..	38	..	..	..	38	..	..	..	..	..	..	..
Mandya	1	4	..	4	..	..	..	4	..	..	..	..	..	..	..
Chitaldrug	20	67	7	64	7	3	4	61	3	3	..	1	..	2	..
Hassan	14	43	..	40	..	1	..	39	..	3	..	..	..	3	..
Chikmagalur	8	16	..	16	..	..	..	16	..	..	..	..	..	..	..
Shimoga	43	101	4	101	4	6	..	95	4	..	..	..	..	..	..



### III—Non-Textile Establishments

#### MANUFACTURE OF PAPER AND PAPER PRODUCTS

State, City and District	Total No. of establishments	Number of persons employed													
		Total		Males						Females					
		Total		Boys		Men		Total		Girls		Women			
		W.T.	P.T.	W.T.	P.T.	W.T.	P.T.	W.T.	P.T.	W.T.	P.T.	W.T.	P.T.		
1	2	3	4	5	6	7	8	9	10	11	12	13	14	15	16
<b>MYSORE STATE</b> ..	<b>17</b>	<b>37</b>	<b>4</b>	<b>33</b>	<b>4</b>	<b>3</b>	..	<b>30</b>	<b>4</b>	<b>4</b>	..	..	..	<b>4</b>	..
Bangalore Corporation ..	6	22	..	20	..	2	..	18	..	2	..	..	..	2	..
Bangalore ..	..	..	..	..	..	..	..	..	..	..	..	..	..	..	..
K. G. F. City ..	..	..	..	..	..	..	..	..	..	..	..	..	..	..	..
Kolar ..	..	..	..	..	..	..	..	..	..	..	..	..	..	..	..
Tumkur ..	2	..	4	..	4	..	..	..	4	..	..	..	..	..	..
Mysore City ..	6	10	..	10	..	1	..	9	..	..	..	..	..	..	..
Mysore ..	..	..	..	..	..	..	..	..	..	..	..	..	..	..	..
Mandya ..	..	..	..	..	..	..	..	..	..	..	..	..	..	..	..
Chitaldrug ..	3	5	..	3	..	..	..	3	..	2	..	..	..	2	..
Hassan ..	..	..	..	..	..	..	..	..	..	..	..	..	..	..	..
Chikmagalur ..	..	..	..	..	..	..	..	..	..	..	..	..	..	..	..
Shimoga ..	..	..	..	..	..	..	..	..	..	..	..	..	..	..	..
<b>MYSORE STATE RURAL</b> ..	<b>2</b>	..	<b>4</b>	..	<b>4</b>	..	..	..	<b>4</b>	..	..	..	..	..	..
Bangalore ..	..	..	..	..	..	..	..	..	..	..	..	..	..	..	..
Kolar ..	..	..	..	..	..	..	..	..	..	..	..	..	..	..	..
Tumkur ..	2	..	4	..	4	..	..	..	4	..	..	..	..	..	..
Mysore ..	..	..	..	..	..	..	..	..	..	..	..	..	..	..	..
Mandya ..	..	..	..	..	..	..	..	..	..	..	..	..	..	..	..
Chitaldrug ..	..	..	..	..	..	..	..	..	..	..	..	..	..	..	..
Hassan ..	..	..	..	..	..	..	..	..	..	..	..	..	..	..	..
Chikmagalur ..	..	..	..	..	..	..	..	..	..	..	..	..	..	..	..
Shimoga ..	..	..	..	..	..	..	..	..	..	..	..	..	..	..	..
<b>MYSORE STATE URBAN</b> ..	<b>15</b>	<b>37</b>	..	<b>33</b>	..	<b>3</b>	..	<b>30</b>	..	<b>4</b>	..	..	..	<b>4</b>	..
Bangalore Corporation ..	6	22	..	20	..	2	..	18	..	2	..	..	..	2	..
Bangalore ..	..	..	..	..	..	..	..	..	..	..	..	..	..	..	..
K. G. F. City ..	..	..	..	..	..	..	..	..	..	..	..	..	..	..	..
Kolar ..	..	..	..	..	..	..	..	..	..	..	..	..	..	..	..
Tumkur ..	..	..	..	..	..	..	..	..	..	..	..	..	..	..	..
Mysore City ..	6	10	..	10	..	1	..	9	..	..	..	..	..	..	..
Mysore ..	..	..	..	..	..	..	..	..	..	..	..	..	..	..	..
Mandya ..	..	..	..	..	..	..	..	..	..	..	..	..	..	..	..
Chitaldrug ..	3	5	..	3	..	..	..	3	..	2	..	..	..	2	..
Hassan ..	..	..	..	..	..	..	..	..	..	..	..	..	..	..	..
Chikmagalur ..	..	..	..	..	..	..	..	..	..	..	..	..	..	..	..
Shimoga ..	..	..	..	..	..	..	..	..	..	..	..	..	..	..	..

III—Non-Textile Establishments

PRINTERS, LITHOGRAPHERS AND ENGRAVERS

State, City and District	Total No. of establishments	Number of persons employed													
		Total		Males						Females					
		Total		Boys		Men		Total		Girls		Women			
		W.T.	P.T.	W.T.	P.T.	W.T.	P.T.	W.T.	P.T.	W.T.	P.T.	W.T.	P.T.		
1	2	3	4	5	6	7	8	9	10	11	12	13	14	15	16
<b>YSORE STATE</b>	<b>319</b>	<b>1,249</b>	<b>39</b>	<b>1,234</b>	<b>38</b>	<b>78</b>	<b>6</b>	<b>1,156</b>	<b>32</b>	<b>15</b>	<b>1</b>	<b>5</b>	<b>..</b>	<b>10</b>	<b>1</b>
Bangalore Corporation	159	632	23	627	23	42	8	585	20	5	..	4	..	1	..
Bangalore	..	..	..	..	..	..	..	..	..	..	..	..	..	..	..
K. G. F. City	11	47	..	47	..	7	..	40	..	..	..	..	..	..	..
Kolar	7	35	1	35	1	..	1	35	..	..	..	..	..	..	..
Tumkur	10	23	1	23	1	..	1	23	..	..	..	..	..	..	..
Mysore City	64	251	11	243	10	19	..	224	10	8	1	..	..	8	1
Mysore	11	31	..	31	..	1	..	30	..	..	..	..	..	..	..
Mandya	6	20	..	20	..	..	..	20	..	..	..	..	..	..	..
Chitaldrug	15	56	2	54	2	4	1	50	1	2	..	1	..	1	..
Hassan	11	47	1	47	1	4	..	43	1	..	..	..	..	..	..
Chikmagalur	5	22	..	22	..	..	..	22	..	..	..	..	..	..	..
Shimoga	20	85	..	85	..	1	..	84	..	..	..	..	..	..	..
<b>YSORE STATE RURAL</b>	<b>1</b>	<b>1</b>	<b>..</b>	<b>1</b>	<b>..</b>	<b>..</b>	<b>..</b>	<b>1</b>	<b>..</b>	<b>..</b>	<b>..</b>	<b>..</b>	<b>..</b>	<b>..</b>	<b>..</b>
Bangalore	..	..	..	..	..	..	..	..	..	..	..	..	..	..	..
Kolar	..	..	..	..	..	..	..	..	..	..	..	..	..	..	..
Tumkur	..	..	..	..	..	..	..	..	..	..	..	..	..	..	..
Mysore	1	1	..	1	..	..	..	1	..	..	..	..	..	..	..
Mandya	..	..	..	..	..	..	..	..	..	..	..	..	..	..	..
Chitaldrug	..	..	..	..	..	..	..	..	..	..	..	..	..	..	..
Hassan	..	..	..	..	..	..	..	..	..	..	..	..	..	..	..
Chikmagalur	..	..	..	..	..	..	..	..	..	..	..	..	..	..	..
Shimoga	..	..	..	..	..	..	..	..	..	..	..	..	..	..	..
<b>YSORE STATE URBAN</b>	<b>318</b>	<b>1,248</b>	<b>39</b>	<b>1,233</b>	<b>38</b>	<b>78</b>	<b>6</b>	<b>1,155</b>	<b>32</b>	<b>15</b>	<b>1</b>	<b>5</b>	<b>..</b>	<b>10</b>	<b>1</b>
Bangalore Corporation	159	632	23	627	23	42	3	585	20	5	..	4	..	1	..
Bangalore	..	..	..	..	..	..	..	..	..	..	..	..	..	..	..
K. G. F. City	11	47	..	47	..	7	..	40	..	..	..	..	..	..	..
Kolar	7	35	1	35	1	..	1	35	..	..	..	..	..	..	..
Tumkur	10	23	1	23	1	..	1	23	..	..	..	..	..	..	..
Mysore City	64	251	11	243	10	19	..	224	10	8	1	..	..	8	1
Mysore	10	30	..	30	..	1	..	29	..	..	..	..	..	..	..
Mandya	6	20	..	20	..	..	..	20	..	..	..	..	..	..	..
Chitaldrug	15	56	2	54	2	4	1	50	1	2	..	1	..	1	..
Hassan	11	47	1	47	1	4	..	43	1	..	..	..	..	..	..
Chikmagalur	5	22	..	22	..	..	..	22	..	..	..	..	..	..	..
Shimoga	20	85	..	85	..	1	..	84	..	..	..	..	..	..	..

### III—Non-Textile Establishments

#### BOOK-BINDERS AND STITCHERS

State, City and District	Total No. of establishments	Number of persons employed													
		Total		Males						Females					
				Total		Boys		Men		Total		Girls		Women	
		W.T.	P.T.	W.T.	P.T.	W.T.	P.T.	W.T.	P.T.	W.T.	P.T.	W.T.	P.T.	W.T.	P.T.
1	2	3	4	5	6	7	8	9	10	11	12	13	14	15	16
<b>MYSORE STATE</b> ..	<b>38</b>	<b>123</b>	<b>2</b>	<b>122</b>	<b>2</b>	<b>34</b>	<b>1</b>	<b>88</b>	<b>1</b>	<b>1</b>	..	<b>1</b>	..	..	..
Bangalore Corporation ..	20	96	2	96	2	33	1	63	1	..	..	..	..	..	..
Bangalore ..	..	..	..	..	..	..	..	..	..	..	..	..	..	..	..
K. G. F. City ..	..	..	..	..	..	..	..	..	..	..	..	..	..	..	..
Kolar ..	..	..	..	..	..	..	..	..	..	..	..	..	..	..	..
Tumkur ..	1	15	..	15	..	..	..	15	..	..	..	..	..	..	..
Mysore City ..	6	9	..	8	..	1	..	7	..	1	..	1	..	..	..
Mysore ..	..	..	..	..	..	..	..	..	..	..	..	..	..	..	..
Mandya ..	..	..	..	..	..	..	..	..	..	..	..	..	..	..	..
Chitaldrug ..	1	2	..	2	..	..	..	2	..	..	..	..	..	..	..
Hassan ..	1	1	..	1	..	..	..	1	..	..	..	..	..	..	..
Chikmagalur ..	..	..	..	..	..	..	..	..	..	..	..	..	..	..	..
Shimoga ..	..	..	..	..	..	..	..	..	..	..	..	..	..	..	..
<b>MYSORE STATE RURAL</b> ..	..	..	..	..	..	..	..	..	..	..	..	..	..	..	..
Bangalore ..	..	..	..	..	..	..	..	..	..	..	..	..	..	..	..
Kolar ..	..	..	..	..	..	..	..	..	..	..	..	..	..	..	..
Tumkur ..	..	..	..	..	..	..	..	..	..	..	..	..	..	..	..
Mysore ..	..	..	..	..	..	..	..	..	..	..	..	..	..	..	..
Mandya ..	..	..	..	..	..	..	..	..	..	..	..	..	..	..	..
Chitaldrug ..	..	..	..	..	..	..	..	..	..	..	..	..	..	..	..
Hassan ..	..	..	..	..	..	..	..	..	..	..	..	..	..	..	..
Chikmagalur ..	..	..	..	..	..	..	..	..	..	..	..	..	..	..	..
Shimoga ..	..	..	..	..	..	..	..	..	..	..	..	..	..	..	..
<b>MYSORE STATE URBAN</b> ..	<b>38</b>	<b>123</b>	<b>2</b>	<b>122</b>	<b>2</b>	<b>34</b>	<b>1</b>	<b>88</b>	<b>1</b>	<b>1</b>	..	<b>1</b>	..	..	..
Bangalore Corporation ..	20	96	2	96	2	33	1	63	1	..	..	..	..	..	..
Bangalore ..	..	..	..	..	..	..	..	..	..	..	..	..	..	..	..
K. G. F. City ..	..	..	..	..	..	..	..	..	..	..	..	..	..	..	..
Kolar ..	..	..	..	..	..	..	..	..	..	..	..	..	..	..	..
Tumkur ..	1	15	..	15	..	..	..	15	..	..	..	..	..	..	..
Mysore City ..	6	9	..	8	..	1	..	7	..	1	..	1	..	..	..
Mysore ..	..	..	..	..	..	..	..	..	..	..	..	..	..	..	..
Mandya ..	..	..	..	..	..	..	..	..	..	..	..	..	..	..	..
Chitaldrug ..	1	2	..	2	..	..	..	2	..	..	..	..	..	..	..
Hassan ..	1	1	..	1	..	..	..	1	..	..	..	..	..	..	..
Chikmagalur ..	..	..	..	..	..	..	..	..	..	..	..	..	..	..	..
Shimoga ..	..	..	..	..	..	..	..	..	..	..	..	..	..	..	..



III—Non-Textile Establishments

PAINTERS AND HOUSE DECORATORS

State, City and District	Total No. of establishments	Number of persons employed													
		Total		Males						Females					
				Total		Boys		Men		Total		Girls		Women	
		W.T.	P.T.	W.T.	P.T.	W.T.	P.T.	W.T.	P.T.	W.T.	P.T.	W.T.	P.T.	W.T.	P.T.
1	2	3	4	5	6	7	8	9	10	11	12	13	14	15	16
<b>MYSORE STATE</b>	56	111	12	96	7	4	2	92	5	15	5	..	3	15	2
Bangalore Corporation	6	13	..	13	..	..	..	13	..	..	..	..	..	..	..
Bangalore	24	41	1	30	1	1	..	29	1	11	..	..	..	11	..
K. G. F. City	..	..	..	..	..	..	..	..	..	..	..	..	..	..	..
Kolar	2	2	..	2	..	..	..	2	..	..	..	..	..	..	..
Tumkur	3	7	5	7	2	..	2	7	..	..	3	..	2	..	1
Mysore City	6	13	..	13	..	1	..	12	..	..	..	..	..	..	..
Mysore	4	9	2	9	1	..	..	9	1	..	1	..	..	..	1
Mandya	2	3	..	3	..	..	..	3	..	..	..	..	..	..	..
Chitaldrug	2	5	..	3	..	..	..	3	..	2	..	..	..	2	..
Hassan	1	1	..	1	..	..	..	1	..	..	..	..	..	..	..
Chikmagalur	..	..	..	..	..	..	..	..	..	..	..	..	..	..	..
Shimoga	6	17	4	15	3	2	..	13	3	2	1	..	1	2	..
<b>MYSORE STATE RURAL</b>	34	65	12	50	7	3	2	47	5	15	5	..	3	15	2
Bangalore	24	41	1	30	1	1	..	29	1	11	..	..	..	11	..
Kolar	..	..	..	..	..	..	..	..	..	..	..	..	..	..	..
Tumkur	2	4	5	4	2	..	2	4	..	..	3	..	2	..	1
Mysore	2	2	2	2	1	..	..	2	1	..	1	..	..	..	1
Mandya	2	3	..	3	..	..	..	3	..	..	..	..	..	..	..
Chitaldrug	1	4	..	2	..	..	..	2	..	2	..	..	..	2	..
Hassan	..	..	..	..	..	..	..	..	..	..	..	..	..	..	..
Chikmagalur	..	..	..	..	..	..	..	..	..	..	..	..	..	..	..
Shimoga	3	11	4	9	3	2	..	7	3	2	1	..	1	2	..
<b>MYSORE STATE URBAN</b>	22	46	..	46	..	1	..	45	..	..	..	..	..	..	..
Bangalore Corporation	6	13	..	13	..	..	..	13	..	..	..	..	..	..	..
Bangalore	..	..	..	..	..	..	..	..	..	..	..	..	..	..	..
K. G. F. City	..	..	..	..	..	..	..	..	..	..	..	..	..	..	..
Kolar	2	2	..	2	..	..	..	2	..	..	..	..	..	..	..
Tumkur	1	3	..	3	..	..	..	3	..	..	..	..	..	..	..
Mysore City	6	13	..	13	..	1	..	12	..	..	..	..	..	..	..
Mysore	2	7	..	7	..	..	..	7	..	..	..	..	..	..	..
Mandya	..	..	..	..	..	..	..	..	..	..	..	..	..	..	..
Chitaldrug	1	1	..	1	..	..	..	1	..	..	..	..	..	..	..
Hassan	1	1	..	1	..	..	..	1	..	..	..	..	..	..	..
Chikmagalur	..	..	..	..	..	..	..	..	..	..	..	..	..	..	..
Shimoga	3	6	..	3	..	..	..	6	..	..	..	..	..	..	..



III—Non-Textile Establishments

SCULPTORS AND IMAGE MAKERS

State, City and District	Total No. of establishments	Number of persons employed													
		Total		Males						Females					
				Total		Boys		Men		Total		Girls		Women	
		W.T.	P.T.	W.T.	P.T.	W.T.	P.T.	W.T.	P.T.	W.T.	P.T.	W.T.	P.T.	W.T.	P.T.
1	2	3	4	5	6	7	8	9	10	11	12	13	14	15	16
<b>MYSORE STATE</b>	154	316	51	258	32	10	4	248	28	58	19	7	1	51	18
Bangalore Corporation	14	34	..	34	..	..	..	34	..	..	..	..	..	..	..
Bangalore	5	14	2	13	1	..	1	13	..	1	1	..	1	1	..
K. G. F. City	1	1	..	1	..	..	..	1	..	..	..	..	..	..	..
Kolar	34	66	2	61	2	..	..	61	2	5	..	1	..	4	..
Tumkur	11	25	6	18	4	2	..	16	4	7	2	5	..	2	2
Mysore City	19	47	..	46	..	5	..	41	..	1	..	..	..	1	..
Mysore	6	9	4	7	3	..	2	7	1	2	1	..	..	2	1
Mandya	3	3	..	3	..	..	..	3	..	..	..	..	..	..	..
Chitaldrug	11	16	2	14	2	1	1	13	1	2	..	..	..	2	..
Hassan	2	2	3	2	3	..	..	2	3	..	..	..	..	..	..
Chikmagalur	3	2	1	2	1	..	..	2	1	..	..	..	..	..	..
Shimoga	45	97	31	57	16	2	..	55	16	40	15	1	..	39	15
<b>MYSORE STATE RURAL</b>	61	106	32	93	21	2	2	91	19	13	11	6	1	7	10
Bangalore	4	12	2	11	1	..	1	11	..	1	1	..	1	1	..
Kolar	30	54	1	50	1	..	..	50	1	4	..	1	..	3	..
Tumkur	9	23	6	16	4	2	..	14	4	7	2	5	..	2	2
Mysore	2	2	1	2	..	..	..	2	..	..	1	..	..	..	1
Mandya	1	1	..	1	..	..	..	1	..	..	..	..	..	..	..
Chitaldrug	3	5	1	4	1	..	1	4	..	1	..	..	..	1	..
Hassan	2	2	3	2	3	..	..	2	3	..	..	..	..	..	..
Chikmagalur	1	1	..	1	..	..	..	1	..	..	..	..	..	..	..
Shimoga	9	6	18	6	11	..	..	6	11	..	7	..	..	..	7
<b>MYSORE STATE URBAN</b>	93	210	19	165	11	8	2	157	9	45	8	1	..	44	8
Bangalore Corporation	14	34	..	34	..	..	..	34	..	..	..	..	..	..	..
Bangalore	1	2	..	2	..	..	..	2	..	..	..	..	..	..	..
K. G. F. City	1	1	..	1	..	..	..	1	..	..	..	..	..	..	..
Kolar	4	12	1	11	1	..	..	11	1	1	..	..	..	1	..
Tumkur	2	2	..	2	..	..	..	2	..	..	..	..	..	..	..
Mysore City	19	47	..	46	..	5	..	41	..	1	..	..	..	1	..
Mysore	4	7	3	5	3	..	2	5	1	2	..	..	..	2	..
Mandya	2	2	..	2	..	..	..	2	..	..	..	..	..	..	..
Chitaldrug	8	11	1	10	1	1	..	9	1	1	..	..	..	1	..
Hassan	..	..	..	..	..	..	..	..	..	..	..	..	..	..	..
Chikmagalur	2	1	1	1	1	..	..	1	1	..	..	..	..	..	..
Shimoga	36	91	13	51	5	2	..	49	5	40	8	1	..	39	8

#### APPENDIX IV

### LARGE AND SMALL INDUSTRIAL ESTABLISHMENTS IN THE STATE

This Appendix shows in juxtaposition the distribution of small and large industrial establishments in the State by divisions and sub-divisions according to the Indian Census Economic Classification Scheme. Data regarding small industrial establishments have been abstracted from Appendix III while figures relating to large industrial establishments have been obtained from the 'Return of Large Industrial Establishments' compiled by the Director of Industries and Commerce in Mysore.



## APPENDIX IV

### Large and Small Industrial Establishments in Mysore

Division or Sub-Division		Large Industrial Establishments		Small Industrial Establishments	
		Number	Persons employed	Number	Persons employed
1		2	3	4	5
<b>ALL INDUSTRIES</b>		<b>579</b>	<b>106,231</b>	<b>116,649</b>	<b>329,545</b>
<b>DIVISION 0</b>	<b>PRIMARY INDUSTRIES NOT ELSEWHERE SPECIFIED</b>	<b>6</b>	<b>843</b>	<b>17,262</b>	<b>66,056</b>
Sub-Division	0.1 Stock Raising	..	..	38	72
Do	0.2 Rearing of small animals and insects	..	..	16,970	64,900
Do	0.3 Plantation industries	6	843	118	818
Do	0.4 Forestry and woodcutting	..	..	107	237
Do	0.5 Hunting (including trapping and game propagation)	..	..	10	10
Do	0.6 Fishing	..	..	19	19
<b>DIVISION 1</b>	<b>MINING AND QUARRYING</b>	<b>6</b>	<b>23,090</b>	<b>2,575</b>	<b>6,133</b>
Sub-Division	1.2 Iron ore mining	..	..	1	10
Do	1.3 Metal mining except iron ore mining	6	23,090	3	21
Do	1.5 Stone quarrying, clay and sand pits	..	..	2,505	5,831
Do	1.6 Mica	..	..	1	15
Do	1.7 Salt, saltpetre and saline substances	..	..	65	256
<b>DIVISION 2</b>	<b>PROCESSING AND MANUFACTURE—FOODSTUFFS, TEXTILES, LEATHER AND PRODUCTS THEREOF</b>	<b>302</b>	<b>42,683</b>	<b>55,580</b>	<b>160,792</b>
Sub-Division	2.0 Food industries otherwise unclassified	8	507	623	1,744
Do	2.1 Grains and pulses	54	802	1,613	4,267
Do	2.2 Vegetable oil and dairy products	31	1,050	2,188	5,365
Do	2.3 Sugar industries	1	1,200	350	1,685
Do	2.4 Beverages	2	133	199	554
Do	2.5 Tobacco	33	7,291	1,341	5,001
Do	2.6 Cotton textiles	78	21,769	14,093	53,282
Do	2.7 Wearing apparel (except footwear) and made up textile goods	7	1,011	10,093	17,760
Do	2.8 Textile industries otherwise unclassified	58	7,167	19,803	62,174
Do	2.9 Leather, leather products and footwear	30	1,753	5,277	8,960
<b>DIVISION 3</b>	<b>PROCESSING AND MANUFACTURE—METALS, CHEMICALS, AND PRODUCTS THEREOF</b>	<b>153</b>	<b>25,789</b>	<b>10,801</b>	<b>25,716</b>
Sub-Division	3.0 Manufacture of metal products otherwise unclassified	22	468	7,045	15,848
Do	3.1 Iron and steel (basic manufacture)	6	5,212	2	2
Do	3.2 Non-ferrous metals	2	46	..	..
Do	3.3 Transport equipment	17	13,078	2,510	6,154
Do	3.4 Electrical machinery, apparatus appliances and supplies	10	876	150	398
Do	3.5 Machinery (other than electrical machinery) including engineering workshops	45	3,558	193	744
Do	3.6 Basic industrial chemicals, fertiliser and power alcohol	5	211	22	133
Do	3.7 Medical and pharmaceutical preparations	5	325	31	116
Do	3.8 Manufacture of chemical products otherwise unclassified	41	2,015	848	2,321
<b>Division 4</b>	<b>PROCESSING AND MANUFACTURE NOT ELSEWHERE SPECIFIED</b>	<b>95</b>	<b>6,326</b>	<b>30,100</b>	<b>70,120</b>
Sub-Division	4.0 Manufacturing industries otherwise unclassified	6	202	9,913	18,012
Do	4.1 Products of petroleum and coal	1	13	..	..
Do	4.2 Bricks, tiles and other structural clay products	17	884	753	2,553
Do	4.3 Cement—cement pipes and other cement products	1	25	23	57
Do	4.4 Non-metallic mineral products	5	1,321	7,513	22,022
Do	4.5 Rubber products	..	..	37	107
Do	4.6 Wood and wood products other than furniture and fixtures	41	1,380	11,074	24,917
Do	4.7 Furniture and fixtures	1	71	413	993
Do	4.8 Paper and paper products	1	840	17	41
Do	4.9 Printing and allied industries	22	1,590	357	1,413

## Large and Small Industrial Establishments in Mysore—concl'd.

Division or Sub-Division		Large Industrial Establishments		Small Industrial Establishments	
		Number	Persons employed	Number	Persons employed
1		2	3	4	5
DIVISION 5	CONSTRUCTION AND UTILITIES .. .. .	14	5,335	167	343
Sub-Division	5.1 Construction and maintenance—buildings .. .. .	..	..	167	343
Do	5.5 Works and services—electric power and gas supply .. .. .	9	4,821	..	..
Do	5.6 Works and services—domestic and industrial water supply .. .. .	5	514	..	..
DIVISION 7	TRANSPORT, STORAGE AND COMMUNICATIONS .. .. .	2	2,133	..	..
Sub-Division	7.1 Transport by road .. .. .	1	683	..	..
Do	7.8 Telephone services .. .. .	1	1,450	..	..
DIVISION 9	SERVICES NOT ELSEWHERE SPECIFIED .. .. .	1	32	164	385
Sub-Division	9.1 Domestic services (but not including services rendered by members of family households to one another) .. .. .	..	..	10	18
Do	9.5 Recreation services (production of motion pictures) .. .. .	1	32	..	..
Do	9.7 Arts, letters and journalism (sculptors and image-makers) .. .. .	..	..	154	367