

Ministry of Education
BUREAU OF EDUCATION; INDIA

EDUCATION IN UNIVERSITIES
IN INDIA
1947-48



BY THE MANAGER OF PUBLICATIONS, DELHI.
PRINTED IN INDIA BY THE MANAGER, GOVERNMENT OF INDIA PRESS, SIMLA
1950.

THE EDUCATION QUARTERLY

MINISTRY OF EDUCATION

GOVERNMENT OF INDIA

Published every year in

September & December

LIST OF STATISTICAL PUBLICATIONS RECENTLY BY THE MINISTRY OF EDUCATION GOVERNMENT OF INDIA

1. General Educational Tables for British India	1942-43
2. " " " " "	1943-44
3. " " " " "	1944-45
4. Educational Statistics, British India,	1945-46
5. " " India,	1946-47
6. " " Indian States, Part I	1945-46
7. " " " " "	1946-47
8. Education in Centrally Administered Institutions in India	1946-47
9. General Educational Tables, India,	1945-46
10. Education in Universities in India,	1947-48
11. Educational Statistics, India,	1947-48
12. Education in Centrally Administered Institutions in India,	1947-48

A limited number of copies of the above publications can be purchased from the Manager of Publications, Government of India, Civil Lines, Delhi or from the agents enumerated at the back.

PREFACE

The present publication is the first of its kind in giving important statistical information about education in the Universities of India. For purposes of comparison, this volume includes some statistics dating as far back as the year 1916-17.

2. I take this opportunity to thank all Universities authorities and others who have supplied information for this publication.

NEW DELHI :
The 26th September, 1949.

HUMAYUN KABIR,
*Joint Educational Adviser to the
Government of India.*

CONTENTS

	Pages.
Explanations	(ii)
Universities in India—General Survey	1
Table I —Universities in India—General Summary	28
Table II —Students on the Rolls in Indian Universities, 1917-48	30
Table III —Students on the Rolls in Indian Universities, by Faculties, 1917-48	32
Table IV —Students on the Rolls in Intermediate Classes of Indian Universities and Boards of Education, 1943-48	44
Table V —Enrolment and Teachers in Indian Universities, 1946-48	50
Table VI —University Finances, 1946-48	54
Table VII—Cost of Education per Scholar per annum in India (less States), 1927-48	60
Table VIII —Cost per Scholar in Residential Universities having no Intermediate classes, 1946-48	60
Table IX —Cost per Scholar in Collegiate Education in India (less States), 1942-48	61
Table X —Students on Rolls for Collegiate Education in India (less States), 1919-48	62
Table XI —Expenditure on Education in India (less States), by Sources, 1919-48	63
Table XII —Expenditure on Education in India (less States), by Type of Education, 1919-48	64
Table XIII —Results of University Examinations, 1927-48	66

List of Illustrations

	Facing Page
1. Birth of Universities in India	(ii)
2. Education in Universities—Students on Rolls in General Education—1942-48.	30
3. Education in Universities—Students on Rolls in Professional Education—1942-48.	31
4. Education in Universities—Students on Rolls by Faculties—1942-48.	32
5. Education in Universities— Number of Teachers in 1947-48	60
6. Education in Universities—Output of Graduates in 1947-48	88
7. Location of Universities and Colleges—1947-48.	98

EXPLANATIONS

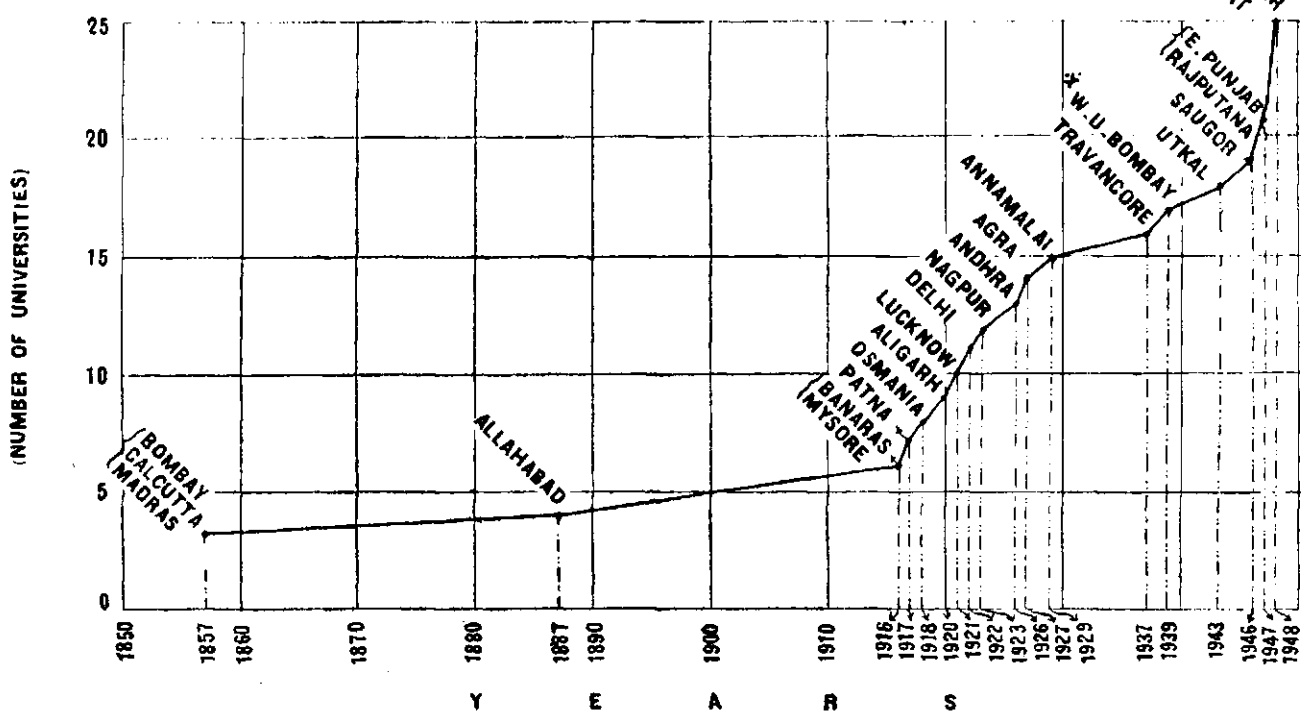
1. *Academic year.*—For the sake of uniformity the academic year in these tables is taken to coincide with the financial year, *i.e.*, 1st April of one year to 31st March of the next.

2. *Enrolment.*—For definiteness the enrolment figures for a particular year are given as they stood on 31st March of that year.

3. *Local Boards* include District, Municipal and Cantonment Boards.

4. *Endowments etc.* include all subscriptions and contributions from the public.

BIRTH OF UNIVERSITIES IN INDIA



* S N D THACKERSEY INDIAN WOMEN'S UNIVERSITY (FOUNDED IN 1916 & RECOGNIZED BY THE BOMBAY GOVT; IN 1939)

UNIVERSITIES IN INDIA—GENERAL SURVEY

Agra University

This University was brought into existence on 1st July, 1927, by an Act of the legislature of the United Provinces of Agra and Oudh for the purpose of affiliating colleges associated with the University of Allahabad as reorganized by the Allahabad University Act, 1921. The jurisdiction of the University extends over the United Provinces of Agra and Oudh, Central India and Rajputana.

2. This University is of an affiliating and examining type. There are 34 colleges affiliated to the University, a list of which is given below. The University has no teaching staff of its own, and teaching is carried on at present in the affiliated colleges which have their own staff.

Affiliated Colleges :

1. Agra College, Agra.
2. St. John's College, Agra.
3. Meerut College, Meerut.
4. Christian College, Indore.
5. Holkar College, Indore.
6. S. D. College, Kanpur.
7. Bareilly College, Bareilly.
8. Government College, Ajmer.
9. D. A. V. College, Kanpur.
10. Victoria College, Gwalior.
11. St. Andrew's College, Gorakhpur.
12. Christ Church College, Kanpur.
13. Agricultural College, Kanpur.
14. Kamla Raja Girls' College, Gwalior.
15. Balwant Rajput College, Agra.
16. Medical College, Agra.
17. Teachers' Training College, Ajmer.
18. K. E. M. U. Jat College, Lakhaoti (U. P.).
19. Darbar College, Rewa (C. I.).
20. D. A. V. College, Dehra Dun.
21. N. R. E. C. College, Khurja (U. P.).
22. Madhava College, Ujjain.
23. S. M. College, Chandausi (U. P.).
24. Gajra Raja Medical College, Gwalior.
25. Shibli National College, Azamgarh (U. P.).
26. Women's Training College, Dayalbagh, Agra.
27. Radhasoami Educational Institute, Dayalbagh, Agra.

28. Barahseni College, Aligarh.
29. Ahir Kshatriya College, Shikohabadi (U. P.).
30. Dharamsamaj College, Aligarh.
31. Yuvaraj Dutta College, Oel (Kheri).
32. Kishori Raman College, Muttra.
33. Islamia College, Shahjahanpur.
34. Satish Chandra College, Ballia.

3. The University is divided into the Faculties of Arts, Science, Law, Commerce, Agriculture, Medicine and Engineering. The degrees awarded in the Faculty of Arts are B.A., M.A., B.T., Ph.D., and D.Litt.; those in the Faculty of Science are B.Sc., B.Sc. (Pharm.), M.Sc., Ph.D., and D.Sc.; those in the Faculty of Law are LL.B. and LL.M.; those in the Faculty of Commerce are B.Com. and M.Com.; those in the Faculty of Agriculture are B.Sc. Ag., and M.Sc. Ag.; and those in the Faculties of Medicine and Engineering are M.B., B.S. and B.Sc. Engg. respectively.

Aligarh University

The late Muhammadan Anglo-Oriental College, which was opened in 1875, was raised to the status of a University in 1920. It is a residential and teaching University. Teaching in each subject is regulated by the department concerned. Provision is also made for tutorial instruction.

2. The names of the different Faculties of the University, together with the degrees awarded by each, are given below :—

Arts—B.A. (Pass), B.A. (Hons.), M.A., Ph.D. and D.Litt.

Science—B.Sc. (Pass), B.Sc. (Hons.), M. Sc., Ph.D. and D.Sc.

Law—LL.B., LL.M. and LL.D.

Theology—Bachelor in Theology, Master in Theology and Doctor in Theology.

3. Besides the above Faculties, there exist Departments of Education and Technology. The degrees awarded are B.T. and B.Sc. (Elec. Engg.) and B.Sc. (Mech. Engg.) respectively. In addition, a Department of Medicine (Unani) also exists where the teaching is done in a separate associated institution known as the Tibbiya College.

Allahabad University

This University was founded in the year 1887 and until 1917 it had no teaching staff of its own, excepting that of the school of Law. Subsequently, in the year 1921 it was reconstituted as a Unitary, Teaching and Residential University with control over the quality and character of the teaching in Associated Colleges, namely, the Ewing Christian College, the Kayastha Pathshala College and the Agricultural College, lying within a radius of 10 miles from the Convocation Hall of the University. In the year 1927, however, the responsibility about the Associated Colleges was transferred to the newly

created Affiliating University of Agra and the University of Allahabad was left free to function as a Unitary, Residential and Teaching University.

2. The University has 4 Faculties, namely, Arts, Science, Law and Commerce, the degrees awarded in which are B.A., M.A., D.Phil., D.Litt.; B.Sc., M.Sc., D.Sc.; LL.B., LL.M., LL.D.; B.Com., M.Com. and D.Phil.(Com.). Provision also exists for the award of a Diploma in Local-self Government and in Indian Medicine, and a Certificate in Laboratory Workshop Training, in Social service and in Photography.

Andhra University

This University was constituted in the year 1926 in order to provide the Andhra Districts of the Madras Presidency with a University of their own. It was located at Waltair. On the bombing of Vizagapatam the Headquarters of the University were temporarily shifted to Guntur in April 1942. In January 1946, they were shifted back to Waltair.

2. This is an Affiliating, Teaching and Examining University. The Affiliated and Recognised Colleges provide courses of study qualifying students for admission to University examinations, including those in Oriental Languages, but excluding those for Honours Degrees. The following 29 Colleges are affiliated to the University :—

1. University College of Arts and Commerce, Waltair.
2. Jeypore Vikrama Deo College of Science and Technology, Waltair.
3. Erskine College of Natural Sciences, Waltair.
4. University College of Law, Masulipatam.
5. Agricultural College, Bapatala.
6. College of Engineering, Vizagapatam (now at Cocanada).
7. St. Joseph's Training College for Women, Guntur.
8. Medical College, Guntur.
9. Government Training College, Rajahmundry.
10. Andhra Medical College, Vizagapatam.
11. Pithapur Raja's College, Cocanada.
12. Andhra Christian College, Guntur.
13. Hindu College, Masulipatam.
14. Venkatagiri Raja's College, Nellore.
15. Government Arts College, Rajahmundry.
16. Mrs. A. V. N. College, Vizagapatam.
17. Maharaja's College, Vizianagram.
18. S. R. R. & C. V. R. College, Bezwada.
19. West Godavari Bhimavaram College, Bhimavaram.
20. Sir C. Ramalinga Reddy Municipal College, Ellore.
21. Hindu College, Guntur.
22. Government College for Women, Guntur.

23. Sardaniketanam, Guntur.
24. S. V. J. V. Sanskrit College, Kovvur.
25. Narasimha Sanskrit College, Chittigudur, Masulipatam.
26. Sanskrit College, Nellore.
27. Andhra Women's Sanskrit College, Rajahmundry.
28. Kota Lakshmiah Naidu Sanskrit College, Tenali.
29. Maharajah's Sanskrit College, Vizianagram.

3. The University is divided into the Faculties of Arts, Commerce, Agriculture, Science, Teaching, Medicine, Law, Oriental Learning and Fine Arts and the Degrees or Diplomas awarded in each Faculty are given below :—

Arts—B.A., B.A. (Hons.), M.A., M.A. (Hons.), Ph.D., D.Litt.

Commerce—B.Com., B.Com. (Hons.), M.Com., M.Com. (Hons.).

Agriculture—B.Sc. (Ag.), M.Sc. (Ag.).

Science—B.Sc., B.Sc. (Hons.), M.Sc., D.Sc.

Teaching—B.Ed., M.Ed.

Medicine—M.B., B.S., D.Sc., M.D., M.S.

Law—B.L.

Oriental Learning—Vidya Praveena, Bhasha Praveena, P.O.L., M.O.L., K.P.

Fine Arts—Diploma in Music.

Annamalai University

This University was constituted by an Act of the Madras Legislature in the year 1929 and it owes its foundation to the generous offer by Dr. Raja Sir Annamalai Chettiar of Chittinad. It is located at Annamalainagar, Chidambaram. The University is Unitary, Teaching and Residential in character. Besides direct teaching and research, the system of tutorial instruction has also been introduced.

2. A list of the Faculties of the University along with the Degrees awarded by them is given below :—

Arts—B.A.(Pass), B.A.(Hons.), M.A., M.Litt., Ph.D. and D. Litt.

Science—B. Sc.(Pass and Hons.), M. Sc. and D. Sc.

Oriental Studies—B.O.L., M.O.L., Titles of Pulavar, Vidwan, Siromani and Sangit Bhushana.

Engineering and Technology—B.E. (Civil, Mechanical and Electrical), B.Sc. (Tech.) and Diploma for Overseers in Road Construction and Minor Irrigation.

3. Provision also exists for a course leading to the award of a Diploma for Pandit~~as~~ teaching Tamil and Sanskrit and a Certificate in Tamil Music.

Banaras University

This University was incorporated in the year 1915 and started working regularly in the year 1916. The University is an All-India institution and is

open to persons of all castes and creeds. It is denominational only to the extent of making special provision for imparting instruction in Hindu Theology and Religion and in making instruction in Hindu Religion compulsory in the case of Hindu students.

2. It is a Teaching and Residential University consisting at present of 14 Colleges of which 12 are Constituent and 2 Affiliated. A list of all these 14 Colleges is given below :—

Constituent Colleges :

1. Central Hindu College (Arts), Banaras.
2. College of Science, Banaras.
3. College of Technology, Banaras.
4. Teachers' Training College, Banaras.
5. Engineering College, Banaras.
6. College of Agricultural Research, Banaras.
7. College of Mining and Metallurgy, Banaras.
8. Law College, Banaras.
9. Women's College, Banaras.
10. College of Ayurveda, Banaras.
11. College of Oriental Learning, Banaras.
12. College of Theology, Banaras.

Affiliated Colleges :

1. D.A.V. Intermediate College, Banaras.
2. Besant College for Boys, Rajghat, Banaras.

3. Besides the above institutions, the University has a School Board which looks after the management of its 3 Schools : (i) The Central Hindu School for Boys ; (ii) The Central Hindu School for Girls ; (iii) Banvir Sanskrit Pathshala.

4. The University has 7 Faculties, namely, Arts, Science, Technology, Oriental Learning, Law, Ayurveda (Medicine and Surgery) and Theology. The Degrees and Diplomas awarded in these are :—

Arts—B.A., M.A., D.Litt., B.T. and Diploma in Modern European Languages.

Science—B.Sc., M.Sc. and D.Sc.

Technology—B.Sc.(Engg.), B.Sc.(Mining), B.Sc.(Metallurgy), B.Sc. (Ind. Chemy.), M.Sc. (Ind. Chemy.), B.Sc. (Ceramic Techy.), B.Sc. (Glass Techy.), M.Sc.(Glass Techy.), M.Sc. (Ceramic Techy.), Bachelor of Pharmacy, Master of Pharmacy, M.Sc. (Ag. Botany), Diploma in Soap Manufacture and Foreman Certificate in Glass Technology.

Oriental Learning—Shastri and Shastracharya.

Law—LL.B., LL.M. and LL.D.

Ayurveda (Medicine and Surgery)—Ayurvedacharya in Medicine and Surgery.

Theology—Dharm Shastri, Dharmacharya and Diploma in Purity.

Bombay University *

This University was established in 1857 as an examining University. In 1904 after the passage of the Indian Universities Act it acquired a right of organizing teaching, of arranging for university extension lectures and of publishing such literature as was necessary for the direct educational work which it was to carry on. In 1928 was created a Board of Post-Graduate Studies to control the whole of the post-graduate instruction and research. Although most of the teaching work is done in the affiliated colleges, which are 75 in number, yet University Departments of Economics and Sociology have been opened with provision for both teaching and research. A department of Chemical Technology has also been instituted which began functioning regularly from August, 1934.

2. Of the affiliated colleges, whose names are given below, 34 are of the Degree standard giving instruction in Arts and Science, 7 only in Arts, 2 only in Science, 7 for Degrees in Commerce, 5 in Education and 3 in Agriculture. There are also 7 Medical, 3 Engineering, 1 Technological and 6 Law Colleges. Besides these, there are 14 post-graduate institutions.

Affiliated Colleges :

1. H.P.T. College, Nasik.
2. Sophia College for Women, Somerset House, Warden Road, Bombay-16.
3. K. E. Board's Arts College, Dharwar.
4. Narayanrao Topiwala Arts College, Mulund (Distt. Thana).
5. Maharashtra Girls' Education Society's College for Girls, Poona-2.
6. Petlad College, Petlad.
7. Chhatrapati Shivaji College of Arts, Satara.
8. Royal Institute of Science, Fort, Bombay-1.
9. J. J. College of Science, Nadiad (Distt. Kaira).
10. Elphinstone College, Fort, Bombay-1.
11. St. Xavier's College, Dhobi Talao, Bombay-1.
12. Wilson College, Bombay-7.
13. Gujrat College, P.B. No. 59, Ahmedabad.
14. Rajaram College, Kolhapur.
15. Baroda College, Baroda.
16. Fergusson College, Poona-4.

* Since 1948, a separate University of Poona has been established and the Government of Bombay proposes to establish shortly a University for Karnatak and one for Gujrat. Since April 1949 a University for Baroda has also been started. A complete picture of the changed position could only be given in the publication for the year 1948-49.

17. Samaldas College, Bhavnagar.
18. Ismail Yusuf College, Jogeshwari (B.B. & C.I. Rly.).
19. Bahauddin College, Junagadh.
20. Sir Parashurambhau College, Poona-2.
21. Karnatak College, Dharwar.
22. Maganlal Thakordas Balmukundas College, Surat.
23. Willingdon College, P.O. Willingdon College, (Distt. Satara).
24. Nowrosjee Wadia College, Poona-1.
25. Lingaraj College, Belgaum.
26. S. L. D. Arts College and M. G. Institute of Science, Ahmedabad.
27. Ram Narain Ruia College, Matunga, Bombay-19.
28. Khalsa College, Matunga, Bombay-19.
29. D. A. V. College, Sholapur.
30. Dharamendrasinhji College, Rajkot.
31. Basaveshwar College, Bagalkot.
32. S. B. Garda College, Navsari.
33. Pratap College, Amalner (E. K.).
34. Mulji Jaitha College, Jalgaon (E. K.).
35. R. P. Gogate College, Ratnagiri.
36. Rani Parvatidevi College, Sawantwadi.
37. Siddhartha College, Queen's Road, Bombay-2.
38. Mogji Mathradas Arts College and Narrondas Manordass Institute of Science, Nav Gujrat, Andheri.
39. Manekchand Nemchand College, Visnagar.
40. M. E. Society's College, Bhandarkar Road, Poona-4.
41. Vijay College, Bijapur.
42. Ahmednagar College, Bijapur.
43. Vithalbhai Patel Mahavidyalaya, Anand.
44. Sydenham College of Commerce and Economics, 90, Hornby Road, Fort, Bombay.
45. H. L. College of Commerce, Ahmedabad.
46. R. A. Podar College of Commerce, Matunga, Bombay-19.
47. Pratapsinha College of Commerce and Economics, Baroda.
48. D. E. Society's Brihanmaharashtra College of Commerce, Poona-4.
49. Kikabhai Premchand College of Commerce, Athava Lines, Surat.
50. Jagadguru G. College of Commerce, Hubli.
51. S. T. College, Dhobi Talao, Bombay-1.
52. Shree Maharani Tarabai Teachers' Training College, Shahupuri, Kolhapur.
53. Secondary Training College, Belgaum.
54. Secondary Teachers' Training College, Baroda.

55. Tilak College of Education, Tilak Road, Poona-2.
56. College of Agriculture, Poona-5.
57. College of Agriculture, Dharwar.
58. College of Agriculture, Anand.
59. College of Engineering, Poona-5.
60. V. J. Technical Institute, Matunga, Bombay-19.
61. New Engineering College, Kupwade, Distt. Satara.
62. L. M. College of Pharmacy, Ahmedabad.
63. Government Law College, Church Gate, Bombay-1.
64. Law College, Saraswati Bhuvan, Poona-4.
65. Sir Lallubhai Shah Law College, Ahmedabad.
66. Sykes Law College, Kolhapur.
67. Sarvajanic Law College, Surat.
68. Raja Lakhmagouda Law College, Belgaum.
69. Grant Medical College, Byculla, Bombay-8.
70. Seth Gordhandas Sunderdas Medical College, Parel, Bombay-12.
71. B. J. Medical College, Ahmedabad.
72. B. J. Medical College, Poona-1.
73. Topiwala National Medical College, Lamington Road (North), Bombay-8.
74. Sir Currimbhoy Ebrahim Memorial Dental College, Byculla, Bombay-8.
75. Bombay Veterinary College, Parel, Bombay-12.

Post-Graduate Institutions :

1. Bhandarkar Oriental Research Institute, Poona-4.
2. Gokhale Institute of Politics and Economics, Poona-4.
3. Kannada Research Institute, Dharwar.
4. Ranade Industrial and Economic Institute, Poona-4.
5. Indian Veterinary Research Institute, Izatnagar.
6. Bharatiya Vidya Bhavan, 33-35 Harvey Road, Gamdevi, Bombay-7.
7. Indian Agricultural Research Institute, New Delhi.
8. Deccan College Post Graduate and Research Institute, Poona-1.
9. Sheth Bholabhai Jeshingbhai Institute of Learning and Research, 23, Bhadra, Ahmedabad.
10. Indian Institute of Science, Bangalore.
11. Institute of Agriculture, Anand.
12. Institute of Plant Industry, Indore.
13. Indian Dairy Research Institute, Bangalore.
14. Tata Institute of Fundamental Research, Pedder Road, Bombay-6.

3. The University has 8 Faculties, namely, Arts, Science, Commerce, Teaching, Agriculture, Engineering, Law and Medicine. The degrees awarded under each are detailed below :—

Arts—B.A. (Pass and Hons.), M.A., Ph.D., D. Litt. and Diploma in Teaching.

Science—B.Sc., M.Sc., Ph.D. and D.Sc.

Commerce—B.Com. and M. Com.

Teaching—B.T. and M.Ed.

Agriculture—Bachelor's and Master's degrees.

Engineering—B.E. (Civil, Mechanical and Electrical).

Law—LL.B. and LL.M.

Medicine—M.B., B.S., M.D., M.S., Bachelor of Hygiene, Bachelor of Dental Surgery, Ph.D. in Medicine and the Diplomas in Ophthalmology, Psychological Medicine, Medical Radiology and Electrolgy, Anaesthesiology, Pediatrics, Laryngology and Otology, Tuberculosis, Venereology and Dermatology.

Calcutta University

The University of Calcutta was incorporated in 1857 by an Act of the Legislative Council. Until the passing of the Indian Universities Act, 1904, it was only an examining body and had the function of conferring degrees to the persons who passed the examinations in different branches of literature. By the University Act of 1904 the University has been empowered to make provision for instruction to students, to appoint University Professors and Lecturers, to hold and manage educational endowments, to erect, equip and maintain University Libraries, Laboratories and Museums, to make regulations relating to the residence and conduct of students and to do all acts consistent with the Act of Incorporation to this Act, which tend to the promotion of study and research.

2. There are 72 colleges affiliated to the University. The list of these is given below :—

1. Agartala Maharaja Bir Bikram College, Agartala P. O. (Tripura State).
2. Amta Ramsaday College, P. O. Amta (Distt. Howrah).
3. Asansol College, P. O. Asansol (Burdwan).
4. Bankura Christian College, P. O. and Distt. Bankura.
5. Basirhat College, P. O. Basirhat (District 24 Parganas).
6. Belur Ramkrishna Mission Vidyamandir, P. O. Belur (Howrah).
7. Bengal Engineering College, Sibpur, P. O. Botanic Gardens (Howrah).
8. Berhampore Union Christian Training College, P. O. Berhampore (Murshidabad).
9. Berhampore Girls' College, P. O. Berhampore (Murshidabad).
10. Berhampore Krishnath College, P. O. Berhampore (Murshidabad).

11. Bishnupur Ramananda College, P. O. Bishnupur (Bankura).
12. Bongalon Dinabandhu Mahavidyalaya, Bongalon P. O. (24 Parganas).
13. Burdwan Raj College, P. O. Burdwan (Burdwan).
14. Asutosh College, 9, Russa Road, P. O. Kalighat, Calcutta.
15. Ballygunge Muralidhar Girls' Institution, 4, Hindustan Road, Calcutta.
16. Bangabasi College, 25/1, Scotts Lane, Calcutta.
17. Bethune College, 181, Cornwallis Street, Calcutta.
18. R. G. Kar Medical College, 1, Belgachia Road, Calcutta.
19. Charuchandra College, 142/1, Rashbihari Avenue, Calcutta.
20. City College, 102/1, Amherst Street, Calcutta.
21. David Hare Training College, 25/3, Ballygunge Circular Road, Calcutta.
22. Dinabandhu Institution, Shibpur, Howrah.
23. Gokhale Memorial Girls' College, 1/1, Harish Mukherjee Road, Calcutta.
24. Islamia College, 8, Wellesley Street, Calcutta.
25. La Martineire, 11, Loudon Street, Calcutta.
26. Lady Brabourne College, P. 1/2, Suhrawardy Avenue, Calcutta.
27. Lake Medical College, Southern Avenue, P. O. Rashbehary Avenue, Calcutta.
28. Loreto House, 7, Middleton Row, Calcutta.
29. Maharaja Manindrachandra College, 20, Ramkanta Bose Street, Shambazar, Calcutta.
30. Medical College, 88, College Street, Calcutta.
31. Presidency College, 86/1, College Street, Calcutta.
32. Scottish Church College, 4, Cornwallis Square, Calcutta.
33. Sanskrit College, Bankimchandra Chatterjee Street, Off College Square, Calcutta.
34. Seth Anandaram Jaipuria College, 10, Raja Nabakissen Street, Calcutta.
35. South Calcutta Girls' College, 72, Landsdowne Road, Calcutta.
36. St. Joseph's College, 69, Bowbazar Street, Calcutta.
37. St. Xavier's College, 30, Park Street, Calcutta.
38. St. Paul's C. M. College, 33/1, Amherst Street, Calcutta.
39. Subhas Institute of Culture, 227/2, Lower Circular Road, Calcutta.
40. Surendranath College, 24, Harrison Road, Calcutta.
41. Surendranath Law College, 24, Harrison Road, Calcutta.
42. University Law College, Calcutta University, Calcutta.
43. Victoria Institution for Girls, 78-B, Upper Circular Road, Calcutta.
44. Vidyasagar College, 39, Shanker Ghosh Lane, Calcutta.

45. Women's College, 204, Cornwallis Street, Calcutta.
46. Women's Christian College, 6, Greek Church Row, P. O. Kalighat, Calcutta.
47. All India Institute of Hygiene and Public Health, 110, Chittaranjan Avenue (South), Calcutta.
48. Chandernagar College, P. O. Chandernagar (Hooghly).
49. Contai Pravatkumar College, P. O. Contai (Midnapore).
50. Cooch-Bihar Victoria College, Cooch-Bihar.
51. Darjeeling St. Joseph's College, North Point, P. O. Darjeeling.
52. Darjeeling St. Joseph's College, Jalapahar, P. O. Darjeeling.
53. Gobardanga Hindu College, P. O. Gobardanga (24 Parganas).
54. Hooghly Mohsin College, P. O. Chinsurah (Hooghly).
55. Hetampur Krishnachandra College, P. O. Hetampur (Distt. Birbhum).
56. Howrah Bhowani Balika Vidyalaya (College), Howrah.
57. Howrah Narsingh Dutt College, Bellilios Road, Howrah.
58. Imphal Dhnamanjuri College, P. O. Imphal (Manipur State).
59. Jalpaiguri Anandachandra College, P. O. Jalpaiguri (Jalpaiguri).
60. Kalimpong Scottish Universities Mission College, P. O. Kalimpong (Distt. Darjeeling).
61. Kalna College, P. O. Kalna (Burdwan).
62. Krishnagar College, P. O. Krishnagar (Nadia).
63. Kurseong St. Helen's College, P. O. Kurseong (Darjeeling).
64. Kurseong Victoria College, P. O. Kurseong (Darjeeling).
65. Vahishadalaj College, P. O. Vahishadal (Midnapore).
66. Malda College, P. O. Malda (Malda).
67. Midnapore College, P. O. Midnapore (Midnapore).
68. Naihati Ishi Bankimchandra College, P. O. Naihati (24-Parganas).
69. Serampore College, P. O. Serampore (Hooghly).
70. Sonada Selesian College, P. O. Sonada (D. H. Railway) Darjeeling.
71. Uttarpara College, P. O. Uttarpara (Hooghly).
72. Visva-Bharati, P. O. Santiniketan (Birbhum).

3. The University is divided into the Faculties of Arts, Science, Teaching, Commerce, Law, Medicine and Engineering. The degrees and diplomas awarded under each Faculty are :—

Arts—B.A. (Pass and Hons.), M.A. and Ph.D.

Science—B.Sc. (Pass and Hons.), M.Sc. and D.Sc.

Teaching—B.T., L.T., Diploma in Spoken English.

Commerce—B.Com.

Law—B.L., M.L. and D.L.

Medicine—M.B., M.D., M.S., M.O., D.Sc. (Public Health), Diploma in Public Health and Diploma in Ophthalmic Medicine and Surgery.

Engineering—B.E., B.Met., Bachelor of Architecture and D.Sc. (Engineering).

Delhi University

Delhi University was brought into existence on 1st May, 1922, by the Delhi University Act of 1922. Before the establishment of this University, Delhi Colleges were affiliated to the Punjab University.

2. The original idea of the Delhi University was the establishment and incorporation of a unitary, teaching and residential University at Delhi. But since 1933 the idea of converting it into a federal university has been gaining ground, and today it is for all practical purposes a Federal University. Although it has been freed from the inevitable defects of a purely affiliating institution, yet it has at the same time given its constituent colleges ample scope to develop their resources in co-operation with each other and with the University itself.

3. Teachers employed by the colleges are 'recognized' by the university. A recognized teacher can impart instruction only in such subjects as the Executive Council of the University on the recommendation of the Selection Committee permits. All recognized teaching in connection with the courses of study is conducted under the control of the University. The courses of study and the courses of reading are prescribed by Ordinances and Regulations respectively.

4. The following are the constituent colleges of the University :—

1. St. Stephen's College, Delhi.
2. Hindu College, Delhi.
3. Ramjas College, Delhi.
4. Delhi College, Delhi.
5. College of Commerce, Delhi.
6. Indraprastha College for Women, Delhi.
7. Miranda House (University Women's College), Delhi.
8. Central College of Agriculture, Delhi.
9. College of Nursing, New Delhi.
10. Central Institute of Education, Delhi.

5. The University has the Faculties of Arts, Science, Agriculture and Law. The degrees awarded in Faculty of Arts are B.A. (Hons. and Pass), M.A. and Ph.D.; those in the Faculty of Science are B.Sc. (Pass and Hons.), M.Sc. and Ph.D.; that in the Faculty of Agriculture is B.Sc. (Ag.) and those in the Faculty of Law are LL.B., LL.M. and LL.D.

East Punjab University

After the partition of the Punjab, the East Punjab University was established on 1st October, 1947, under an Ordinance promulgated by His Excellency the Governor of East Punjab. It is a teaching, affiliating and examining university. The number of colleges affiliated to this University is 68 whose list is given below :—

1. Khalsa College, Amritsar.
2. D. A. V. College, Jullundur.
3. R. S. D. College, Ferozepore.
4. Stratford College for Women, Amritsar.
5. D. M. College, Moga.
6. Government College, Rohtak.
7. Doaba College, Jullundur.
8. Dev Samaj College for Women, Ferozepore.
9. Government College for Women, Ludhiana.
10. Vaish College, Bhiwani.
11. Government Intermediate College, Dharmsala.
12. Munshi Ram Intermediate College, Fazilka.
13. Victoria Girls' College, Patiala.
14. All India Jat Heroes Memorial College, Rohtak.
15. Ahir College, Rewari.
16. Shree Rana Padam Chand S. D. College, Simla.
17. Mohindra College, Patiala.
18. Government College, Ludhiana.
19. Hindu Sabha College, Amritsar.
20. D. A. V. College, Hoshiarpur.
21. Government College, Hoshiarpur.
22. Ranbir College, Sangrur.
23. Brijindra College, Faridkot.
24. Randhir College, Kapurthala.
25. Malerkotla College, Malerkotla.
26. Rajindra Intermediate College, Bhatinda.
27. Baring College, Batala.
28. S. A. Jain College, Ambala City.
29. Kanya Mahavidyalaya, Jullundur.
30. Government College, Rupar.
31. D. C. Jain College, Ferozepore.
32. Khalsa College, Mahilpur.
33. Vaish College, Rohtak.
34. Lady Hardinge Medical College, New Delhi.

35. Bikram Commercial College, Faridkot.
36. A. S. College, Khanna.
37. Amar Singh Government College, Srinagar.
38. Sri Pratap College, Srinagar.
39. Hindu Intermediate College, Srinagar.
40. S. D. College (Lahore), Ambala Cantt.
41. E. P. Engineering College, Roorkee.
42. E. P. Camp College, Reading Road, New Delhi.
43. Lawrence Royal Military School, Sanawar.
44. S. D. Pathshala, Jind.
45. Government Training College for Women, Simla.
46. Ramgarhia College, Phagwara.
47. Ripudaman College, Nabha.
48. Glancy Medical College, Amritsar.
49. Arya College, Ludhiana.
50. Prince of Wales College, Jammu.
51. St. Joseph's College, Baramula (Jammu and Kashmir).
52. D. A. V. College, Srinagar.
53. Shree Karansingh Ji College, Mirpur.
54. Government Training College for Teachers, Jullundur.
55. Camp Veterinary College, Hissar.
56. Law College, Simla.
57. Government State College, Poonch.
58. K. G. R. I. M. College, Jullundur Cantt.
59. D. A. V. College (Lahore), Ambala Cantt.
60. Government Agricultural College (Khalsa College), Amritsar.
61. S. N. College, Qadian.
62. Lyallpur Khalsa College, Jullundur.
63. M. A. O. College, Amritsar.
64. Khalsa College, Gurusar Sadhar (Ludhiana).
65. Talim-ul-Islam College, Qadian.
66. Gandhi Memorial College, Ambala Cantt.
67. Islamia College, Jullundur.
68. Maharani College, Jammu.

2. For the present the University has the Faculties of Arts, Science, Law, Engineering, Education, Oriental Learning, Commerce, Veterinary Science, Agriculture and Medicine. The degrees awarded under each Faculty are :—

Arts—B.A. (Pass and Honours), M.A. and Ph.D.

Science—B.Sc. (Pass and Honours), M.Sc., M.Sc. (Tech.), Ph.D. and D.Sc.

Law—LL.B., LL.M. and LL.D.
 Engineering—B.E. (Civil, Mechanical and Electrical).
 Education—B.T.
 Oriental Learning—B.O.L. and M.O.L.
 Commerce—B.Com. and M.Com.
 Veterinary Science—B.V.Sc.
 Agriculture—B.Sc.(Ag.) and M.Sc.(Ag.).
 Medicine—M.B., B.S. and B.Pharm.

Lucknow University

This University is designed to be unitary and residential and this aim has been carried out by the University by maintaining two colleges formerly affiliated to the Allahabad University, *viz.*, the Canning College and the King George's Medical College. Provision is made, however, for recognition of colleges not maintained by the University.

2. In addition to the regular teaching in connection with the University courses, provision is also made for tutorial and other supplementary instruction in colleges and halls under the control of the University.

3. The list of the colleges attached to the University is given below :—

1. Canning College, Lucknow.
2. King George's Medical College, Lucknow.
3. Lucknow Christian College, Lucknow.
4. Kanya Kubja College, Lucknow.
5. Karamat Husain Muslim Girls' College, Lucknow.
6. Isabella Thoburn College, Lucknow.
7. Mahila Vidyalaya College, Lucknow.
8. Shia College, Lucknow.

4. The names of the different Faculties of the University together with the degrees and diplomas awarded under each Faculty are given below :—

Arts—B.A. (Pass and Hons.), M.A., Ph.D., D.Litt., B.Ed.Sc. and Diploma in Psychology.

Science—B.Sc. (Pass and Hons.), M.Sc., Ph.D. and D.Sc.

Law—LL.B., LL.M. and LL.D.

Commerce—B.Com., M.Com. and Ph.D.

Teaching—Diploma in Teaching.

Medicine—M. B. B. S., M. S., M. D., Diploma in Gynaecology and Obstetrics, Diploma in Medical Radiology and Electricity and Diploma in Laryngology and Otology.

Madras University

The University of Madras was founded under the Act of Incorporation of 1857. It was only an examining body till 1904. By the University Act of 1904, the functions of the University were enlarged in matters of university teaching and supervision over affiliated colleges. This Act again was superseded by the Madras University Act of 1923 and then by Amended Act of 1929 which has since been modified by the Government of India Orders 1937 and 1940.

2. The University is federal in character and is in the main an examining body, although it has undertaken teaching and research in many subjects.

3. There are 66 colleges attached to the University. The list of these is given below :—

1. Government Muslim College, Mount Road, Madras.
2. Loyola College, Cathedral Post, Madras.
3. Pachaiyappa's College, Chetput, Kilpauk P. O., Madras.
4. Presidency College, Triplicane, Madras.
5. The Vivekananda College, Mylapore, Madras.
6. Queen Mary's College, Mylapore, Madras.
7. Government College for Muslim Women, Royapettah, Madras.
8. Women's Christian College, Nungampakkam, Cathedral P. O., Madras.
9. Government Arts College, Anantapur.
10. St. Joseph's College, Bangalore.
11. Veerasaliva College, Bellary.
12. Malabar Christian College, Calicut.
13. Zamorin's College, Calicut.
14. Government College, Coimbatore.
15. Maharaja's College, Ernakulam.
16. St. Albert's College, Ernakulam.
17. St. Teresa's College, Ernakulam.
18. Nizam College, Hyderabad (Deccan).
19. Government College, Kumbakonam.
20. Osmania College, Kurnool.
21. Besant Theosophical College, Madanapalle.
22. American College, Madura.
23. Madura College, Madura.
24. Government College, Mangalore.
25. St. Agnes College, Mangalore.
26. St. Aloysius' College, Mangalore.
27. Sarah Tucher College, Palamcottah.
28. St. John's College, Palamcottah.

29. St. Xavier's College, Palamcottah.
 30. Government Victoria College, Palghat.
 31. H. H. the Raja's College, Pudukkottai.
 32. Salem College, Salem.
 33. Madras Christian College, Tambaram (Chingleput District).
 34. Government Brennen College, Tellicherry.
 35. Sacred Heart College, Thevara (Ernakulam) (Cochin State).
 36. Madura Diraviyam Thayumanavar Hindu College, Tinnevely.
 37. Sri Venkatesware College, Tirupati.
 38. National College, Trichinopoly.
 39. St. Joseph's College, Trichinopoly.
 40. Carmel College, Trichur.
 41. St. Mary's College, Trichur.
 42. St. Thomas' College, Trichur.
 43. Islamiah College, Vaniyambadi (North Arcot District).
 44. Voorhees College, Vellore (North Arcot District).
 45. Law College, Madras.
 46. Madras Medical College, Madras.
 47. Stanley Medical College, G. T. Madras.
 48. Christian Medical College, Vellore (North Arcot District).
 49. College of Engineering, Guindy, Saidapet P. O., Madras.
 50. Arthur Hope College of Technology, Peelamedu P. O., Coimbatore.
 51. Lady Willingdon Training College, Triplicane, Madras.
 52. Meston Training College, Royapettah, Madras.
 53. St. Christopher's Training College, Vepery, Madras.
 54. Teachers' College, Saidapet, Madras.
 55. St. Ann's Training College, Mangalore.
 56. Government Training College, Trichur.
 57. Madras Veterinary College, Vepery, Madras.
 58. Agricultural College, Lawley Road P. O., Coimbatore (Madras).
 59. Alagappa Chettiar College of Technology, Guindy, Saidapet, Madras.
 60. Dr. Alagappa Chettiar College, Karaikudi.
 61. Senthikumara Nadar College, Virudhunagar.
 62. Sree Kerala Varma College, Trichur.
 63. Government Arts College, Chittur (Cochin).
 64. Stella Maris College, Mylapore, (Madras).
 65. Raja Doraisingam Memorial College, Sivaganga.
 66. P. S. G. Arts College, Peelamedu, Coimbatore.
4. In addition the following Oriental Institutions are affiliated to the University :—
1. Oriental College, Dharmapuram (via) Mayavaram, Tanjore Dt.
 2. Rawzathul Ulloom Arabic College, Feroke (S. Malabar).

3. S. B. Sanskrit College, Karkal (S. Kanara).
4. Madrasa Islamiyah Arabic College, Kurnool.
5. Sanskrit College and Swaminatha Sastri Vedanta Patasala, Mylapore, Madras.
6. Sri Venkataramana Dispensary and Ayurvedic College, Mylapore, Madras.
7. Rameswaram Devasthanam Patasala, Madura.
8. Sri Ahobila Mutt Free Sanskrit College, Madurantakam (Chingleput).
9. Sri Sivagnana Balaya Swamigal Tamil College, Mailam (South Arcot Dt.).
10. Gnesar Santamil Kalloori, Melasivapur (Pudukottai).
11. Jamalia-i-Darus-Salam, Omerabad (North Arcot).
12. Sri Nilakanta Central Sanskrit College, Pattambi (S. Malabar).
13. Sahitya Dipika Sanskrit College, Pavaratti (S. Malabar).
14. Mahajana Sanskrit College, Perdala (S. Kanara).
15. Madeenathul Uloom Arabic College, Pulikkal (S. Malabar).
16. Harihara Sanskrit College, Puthucode (S. Malabar).
17. Madrasa Muhammadiya Arabic College, Rayadrug (Bellary).
18. Veda Vedanta Bodhini Sanskrit College, Sholinghur (N. Arcot Dt.).
19. Sanskrit College, Sriperumbudur (Chingleppt Dt.).
20. Karanathai Pulavar Kalloori, Tanjore.
21. Sri Kasivasi Swaminatha Swamigal Tamil Kalloori, Tiruppanandal (Tanjore Dt.).
22. Sri Venkateswara College for Oriental Learning, Tripati (Chittoor Dt.).
23. Raja's College of Sanskrit and Tamil Studies, Tiruvadi.
24. Dwaita Vedanta Sanskrit College, Udipi (South Kanara).
25. Bakiyatussalahat Arabic College, Vellore (N. Arcot Dt.).
26. Kalakshetra, Adyar, Madras.

5. The University has eleven Faculties, namely, Arts, Science, Law, Medicine, Engineering, Teaching, Agriculture, Veterinary Science, Technology, Commerce and Oriental Learning. The degrees and diplomas awarded under each Faculty are :—

Arts—B.A. (Pass and Hons.), M.A., M.Litt. and D.Litt.

Science—B.Sc. (Pass and Hons.), M.Sc., Ph.D. and D.Sc.

Law—B.L., M.L. and LL.D.

Medicine—M.B., B.S., M.D., M.S., B.S.Sc., B.Sc. (Pharmacy), B.Sc. (Nursing) and Diplomas in Gynaecology and Obstetrics, Venereology, Dermatology, Ophthalmology, Oto-Rhino-Laryngology, Radiology and Orthopaedics.

Engineering—B.E. (Civil, Mechanical and Electrical).

Teaching—L.T., B.Ed. and M.Ed.

Agriculture—B.Sc. (Ag.).

Veterinary Science—B.V.Sc.

Technology—B.Sc. (Tech.).

Commerce—B.Com.

Oriental Learning—B.O.L., B.O.L. (Hons.), M.O.L., Siromani, Vidvan, Munshi-i-Fazil, Afzal-ul-Ulma, Adib-i-Fazil, Tabib-i-Kamil, Afzal-ul-Atibba, Malapan and Soppar.

6. Under Fine Arts, the Degree and Title conferred are B.Mus. (Bachelor of Music) and Sangita Siromani.

7. In addition to these, the University awards the Diplomas in Economics, Politics and Public Administration, Statistics, Modern European Languages (French and German), Geography, Indian Music and Librarianship.

Mysore University

The University of Mysore was the first University to be founded in an Indian State. The establishment of the University received the sanction of His Highness the Maharaja of Mysore in 1916.

2. The University aims at the unitary type. It is also empowered to affiliate colleges. The following is the list of the colleges attached to the University :—

1. Sarada Vilas Intermediate Colleges, Mysore.
2. St. Philomena's College, Mysore.
3. Basappa Intermediate College, Ananda Rao's Circle, Bangalore.
4. Vijay College, Visweswarapuram, Bangalore City.
5. National College, Basavangudi P. O., Bangalore.
6. B. M. Sreenivasiah College of Engineering, Basavangudi P. O., Bangalore.
7. Sri Krishnarajendra Silver Jubilee Technological Institute, Bangalore.
8. Agricultural College, Hebbal P. O., Bangalore.
9. Maharaja's College, Mysore.
10. Central College, Bangalore.
11. Medical College, Mysore
12. Maharani's Intermediate College, Mysore.
13. Intermediate College, Mysore.
14. Intermediate College, Bangalore.
15. Maharani's College, Bangalore.
16. Medical School, Bangalore.
17. College of Engineering, Bangalore.
18. Intermediate College, Tumkur.
19. Intermediate College, Shimoga.
20. Intermediate College, Hassan.
21. Intermediate College, Davangere.
22. Teachers' College, Mysore.

3. The University is divided into the Faculties of Arts, Science, Engineering and Technology, Medicine, Education and Commerce. The degrees awarded under each Faculty are :—

Arts—B.A. (Pass and Hons.), M.A. and D.Litt.
 Science—B.Sc. (Pass and Hons.), M.Sc. and D.Sc.
 Engineering and Technology—B.E. (Civil, Mechanical and Electrical),
 M.E. (Civil, Mechanical and Electrical) and D.E. (Civil, Mechanical and Electrical).
 Medicine—M.B., B.S. and D.Sc.
 Education—B.T.

4. Besides these, the following diplomas are awarded under different Faculties :—

Diploma in Medical Practice (L.M.P.).
 Diploma in Agriculture (L. Ag.).
 Diploma in Sericulture (L.S.).
 Diploma in Veterinary Science (L.V. Sc.).
 Diploma in Civil Engineering [L. E. (Civil)].
 Diploma in Mechanical Engineering [L. E. (Mech.)].
 Diploma in Electrical Engineering [L. E. (Elec.)].
 Diploma in Automobile Engineering [L. E. (Auto.)].
 Diploma in Teaching (L. Ed.).
 Diploma in Commerce (L. Com.)
 Diploma in Prints and Engineering (L. P. E.).
 Diploma in Printing and Binding (L. P. B.).
 Diploma in Pharmacy (L. Ph.).
 Diploma in Music (L. Mus.).
 Diploma in Home Science (L. H. Sc.).
 Diploma in Printing and Drawing (L. P. D.).

Nagpur University

First planned in 1914-15 and examined subsequently by several Committees of educationists, the Nagpur University was brought into existence on the 4th August, 1923, by the Legislative Council Act of 1923.

2. Except in Departments of Law, Technology, Teaching, Political Science, Geology and Bio-Chemistry, the University is at present only an examining body. The Act makes due provisions for its being made both unitary and affiliating. The Law College, the Training College and the Laxminarayan Institute of Technology are directly maintained by the University. The list of affiliated colleges is given below :—

1. Nagpur Mahavidyalaya, Nagpur.
2. Hislop College, Nagpur.
3. College of Science, Nagpur.

4. University College of Law, Nagpur.
5. University Training College, Nagpur.
6. College of Agriculture, Nagpur.
7. S. B. City College, Nagpur.
8. Government Engineering School, Nagpur.
9. National College, Nagpur.
10. G. S. College of Economics and Commerce, Nagpur.
11. Central College for Women, Nagpur.
12. Vidarbha Mahavidyalaya, Amraoti.
13. G. S. College of Commerce, Wardha.
14. Sitabai Arts College, Akola.
15. Rajasthan Aryan College, Basim.
16. Shri Shivaji College, Amraoti.
17. Laxminarayan Institute of Technology, Nagpur.
18. G. S. College of Science and Agriculture, Khamgaon.
19. Government Diploma Training Institute for Men, Amraoti.
20. Government Diploma Training Institute for Women, Amraoti.

3. There are also 3 University Post-Graduate Departments, *viz.*, (i) the Department of Political Science, (ii) the Department of Bio-Chemistry and (iii) the Department of Geology.

4. The list of Faculties with the degrees and diplomas awarded under each Faculty are given below :—

Arts—B.A., B.A. (Hons.), M.A., Ph.D., D.Litt., Diploma in Oriental Learning and Diploma in Co-operation.

Science—B.Sc., B.Sc. (Hons.), B.Sc. (Tech.), M.Sc., Ph.D., D.Sc. and Diploma in Engineering.

Law—LL.B., LL.M. and LL.D.

Education—B.T., M.Ed. and Diploma in Teaching.

Commerce—B.Com.

Agriculture—B.Sc. (Agr.), M.Sc. (Agr.) and Ph.D.

Medicine—M.B., B.S.

Osmania University

The Osmania University, which was established by a Charter in 1918, is the first attempt to impart university education through the vernacular, English being a compulsory second language. The University is of the unitary type, and there are 15 colleges attached to it. Their list is given below :—

1. Osmania University College, Hyderabad, Deccan.
2. Osmania University College for Women, Hyderabad, Deccan.
3. Osmania Training College, Hyderabad, Deccan.
4. Osmania Medical College, Hyderabad, Deccan.
5. Osmania Engineering College, Hyderabad, Deccan.

6. City Intermediate College, Hyderabad, Deccan.
7. Intermediate College, Chaderghat, Hyderabad, Deccan.
8. Intermediate College, Darul-Uloom, Hyderabad, Deccan.
9. Intermediate College, Aurangabad, Deccan.
10. Intermediate College, Gulburga.
11. Intermediate College, Warangal.
12. Intermediate Mahboob College, Secunderabad, Hyderabad, Deccan.
13. Nizam College, Hyderabad, Deccan.
14. Osmania College of Agriculture, Hyderabad, Deccan.
15. Veterinary College, Hyderabad, Deccan.

2. The University has the Faculties of Arts, Science, Law, Medicine, Engineering, Education, Agriculture, Animal Husbandry, Veterinary Science and Theology. The degrees and diplomas awarded under each Faculty are :—

- Arts—B.A., M.A. and Ph.D.
- Science—B.Sc., M.Sc. and Ph.D.
- Law—LL.B. and LL.M.
- Medicine—M.B., B.S.
- Engineering—B.E. (Civil, Mechanical and Electrical).
- Education—B.Ed., M.Ed. and Diploma in Education.
- Agriculture—B.Sc. (Agr.).
- Veterinary Science—B.V.Sc.
- Theology—B.A., M.A. and Ph.D.

In addition to these, Diplomas in French and German are also awarded.

Patna University

The Patna University was established in 1917. The intention was to create ultimately a central teaching university at Patna, but owing to certain difficulties the idea of having a teaching University has been given up and the Act has been amended accordingly.

2. The following 29 colleges are affiliated to the University :—

1. Patna College, Patna.
2. Bihar National College, Patna.
3. Science College, Patna.
4. Patna Women's College, Patna.
5. Government Degree College for Women, Patna.
6. Patna Law College, Patna.
7. Patna Training College, Patna.
8. Bihar College of Engineering, Patna.
9. Prince of Wales Medical College, Patna.
10. Medical College, Darbhanga.

11. Government Agricultural College, Sabour (Bhagalpur).
12. Greer Bhumihar Brahman College, Muzaffarpur.
13. Government Degree College, Ranchi.
14. Rajendra College, Chapra.
15. Chandradhari Muthila College, Darbhanga.
16. Tej Narayan Jubilee College, Bhagalpur.
17. Marwari College, Bhagalpur.
18. St. Columbia's College, Hazaribagh.
19. Harprasad Das Jain College, Arrah.
20. Gaya College, Gaya.
21. Nalanda College, Biharsharif (Patna).
22. Diamond Jubilee College, Monghyr.
23. Ganesh Dutt College, Begusarai (Monghyr).
24. St. Xavier's College, Ranchi.
25. Ramkrishna College, Madhubani.
26. D. A. V. College, Siwan.
27. Munshi Singh College, Motihari (Champan).
28. Sachchidananda Sinha College, Aurangabad (Gaya).
29. Veterinary College, Patna. (Under Bihar Government.)

3. The names of the different Faculties and the degrees and diplomas awarded under each Faculty are given below :—

- Arts—B.A. (Pass and Hons.), M.A. and Ph.D.
- Science—B.Sc. (Pass and Hons.), M.Sc. and D.Sc.
- Commerce—B.Com.
- Law—B.L., M.L. and Dr. of Law.
- Education—M. Ed. and Diploma in Education.
- Civil Engineering—B.C.E.
- Medicine—M.B., B.S., M.S. and M.D.

Rajputana University

The University of Rajputana was founded in the year 1946. Its jurisdiction extends throughout those States of Rajputana which contain Colleges or High Schools recognised by the University and, in accordance with arrangements which may be made, throughout Ajmer-Merwara.

2. It is an affiliating and examining University. There are 28 affiliated colleges attached to the University. The list of these Colleges is given below :—

1. Maharaja's College, Jaipur.
2. Maharani's College, Jaipur.
3. Birla College, Pilani (Jaipur State).
4. Seth G. B. Podar College, Nawalgarh (Jaipur State).

5. Jaswant College, Jodhpur.
6. Dungar College, Bikaner.
7. Maharana Bhupal College, Udaipur.
8. Herbert College, Kotah.
9. Raj Rishi College, Alwar.
10. M. S. J. College, Bharatpur.
11. Teachers' Training College, Bikaner.
12. Vidya Bhawan Govind Ram Sakseria Teachers' Training College, Udaipur.
13. Law College, Jaipur.
14. Sawai Man Medical College, Jaipur.
15. Birla Engineering College, Pilani (Jaipur State).
16. Shree Swaroop Govind Pareek Vidyalaya, Jaipur.
17. Seth G. R. Chamaria Intermediate College, Fatehpur (Jaipur State).
18. Sri Kalyan Intermediate College, Sikar (Jaipur State).
19. Sri Karan Narendra Rajput Intermediate College, Jobner (Jaipur State).
20. B. J. S. R. Jain Intermediate College, Bikaner.
21. State Intermediate College, Sri Ganganagar (Bikaner State).
22. Maharani Sudershan Intermediate College for Women, Bikaner.
23. Lohia Intermediate College, Churu (Bikaner State).
24. Shri Rajendra Intermediate College, Brijnagar (Jhalawar State).
25. Hadendra Intermediate College, Bundi.
26. Darbar Intermediate College, Jodhpur.
27. Darbar Girls' Intermediate College, Jodhpur.
28. Darbar Intermediate College, Kishangarh.

3. The University has six Faculties, namely, Arts, Science, Commerce, Law, Engineering and Medicine. The following are the degrees assigned to each Faculty :—

- Arts—B.A., B.A. (Hons.), B.Ed., M.A. and Ph.D.
- Science—B.Sc., B.Sc. (Hons.), M.Sc. and Ph.D.
- Commerce—B.Com., M.Com. and Ph.D.
- Law—LL.B., LL.M. and LL.D.
- Engineering—B.E. (Mechanical and Electrical).
- Medicine—M.B., B.S.

Saugor University

It was founded in the year 1946 by Dr. Sir Hari Singh Gour by a permanent endowment of Rs. twenty lacs to which the Government of C. P. and Berar have contributed a sum of Rs. fifteen lacs for building and equipment.

2. This is a teaching, affiliating and residential University for the encouragement of higher education in the Hindi speaking areas of C. P. and Berar.

3. The list of the affiliated colleges attached to the University is given below :—

1. Mahakoshal Mahavidyalaya, Jubbulpore.
2. Prantiya Shikshan Mahavidyalaya, Jubbulpore.
3. Hitkarini Mahavidyalaya, Jubbulpore.
4. Hitkarini Law College, Jubbulpore.
5. Chhatisgarh College, Raipur.
6. S. B. R. Arts College, Bilaspur.
7. Hindu College, Saugor.
8. Diploma Training Institute for Men, Khandwa.
9. Training Institute for Women, Hawa Bagh, Jubbulpore.

4. The University is divided into the Faculties of Arts, Science, Commerce and Law. The degrees awarded are B.A. and M.A. in Arts, B.Sc. and M.Sc. in Science, B.Com. in Commerce and LL.B. and LL.M. in Law.

Travancore University

The University of Travancore was established on 1st November, 1937. It is both a teaching and an affiliating University. The colleges previously maintained by Government were transferred to the maintenance and control of the University and the private colleges were admitted to its privileges.

2. The following institutions are maintained by the University :—

1. H. H. the Maharaja's University College, Trivandrum.
2. H. H. the Maharaja's College for Women, Trivandrum.
3. H. H. the Maharaja's Sanskrit College, Trivandrum.
4. H. H. the Maharaja's Law College, Trivandrum.
5. H. H. the Maharaja's Training College, Trivandrum.
6. The College of Engineering, Trivandrum.
7. The Institute of Textile Technology, Trivandrum.

3. The under-noted colleges have been admitted to the privileges of the University :—

1. Scott Christian College, Nagercoil.
2. C. M. S. College, Kottayam.
3. St. Berchman's College, Changanacherry.
4. Union Christian College, Alwaye.

4. The University has the Faculties of Arts, Science, Technology, Oriental Studies, Fine Arts, Law and Education. The degrees and diplomas awarded under them are :—

Arts—B.A. (Pass and Hons.), M.A., Ph.D., D.Litt.

Science—B.Sc. (Pass and Hons.), M. Sc., Ph. D., D. Sc.

Engineering—B.Sc. (Engineering).

Law—B.L., M.L.

Education—B.T.

Oriental—Mahopadhyaya (in Sanskrit), Sahityavusarada (in Malya'am), Vidvan (in Tamil).

5. Besides these the following diplomas are awarded :—

1. Diploma in Textile Manufacture.
2. Diploma in Textile Chemistry.
3. Diploma in Civil, Mechanical and Electrical Engineering.
4. Diploma in Shorthand and Typewriting.

Utkal University

Prior to the establishment of the University, the Province of Orissa was under the jurisdiction of two Universities, namely, the Patna and the Andhra Universities. The Utkal University Act was passed by the Orissa Legislature on the 30th June, 1943 and the University was inaugurated on 2nd of August, 1943.

2. It is an affiliating University and there are at present 13 colleges affiliated to the University. The list of these colleges is given below :—

1. Ravenshaw College, Cuttack.
2. Women's College, Cuttack.
3. Sambalpur College, Sambalpur.
4. Balasore College, Balasore.
5. Puri College, Puri.
6. Government Training College, Cuttack.
7. Maharajas' College, Parlakimidi (Ganjam).
8. Khallikote College, Berhampur (Ganjam).
9. Rajendra Intermediate College, Balangir (Patna State).
10. Stewards Science College, Cuttack.

11. Utkal Christian College, Cuttack.
12. Orissa Medical College, Cuttack.
13. Narsingh Chaudhuri College, Jajpur (Cuttack).

3. The University at present has the Faculties of Arts, Science, Law, Education, Commerce and Medicine. The following degrees are given under each Faculty :—

Arts—B.A., M.A., Ph.D. and D.Litt.

Science—B.Sc., Ph.D. and D.Sc.

Law—B.L.

Education—Diploma in Education.

Commerce—B.Com.

Medicine—M.B., B.S.

TABLE I.—Universities in India, 1947-48.

GENERAL SUMMARY.

University 1	Type of University 2	Year of Founda- tion 3	Year of reconsti- tution 4	Names of Faculties 5
Agra . . .	Affiliating and Examining.	1927	..	Arts, Science, Law, Commerce, Agriculture, Medicine and Engineering.
Aligarh . . .	Residential and Teaching.	1920	..	Arts, Science, Law, Education, Engineering and Technology and Theology.
Allahabad . . .	Unitary, Teaching and Residential.	1887	1921	Arts, Science, Law and Commerce.
Andhra . . .	Affiliating, Teaching and Examining.	1926	..	Arts, Science, Law, Commerce, Agriculture, Medicine, Education, Oriental Learning and Fine Arts.
Annamalai . . .	Unitary, Teaching and Residential.	1929	..	Arts, Science, Engineering and Technology and Oriental Learning.
Banaras . . .	Teaching and Residential.	1916	..	Arts, Science, Law, Technology, Oriental Learning, Ayurveda (Medicine and Surgery) and Theology.
Bombay . . .	Affiliating, Teaching and Examining.	1857	1928	Arts, Science, Law, Commerce, Education, Agriculture, Medicine and Engineering and Technology.
Calcutta . . .	Affiliating and Examining.	1857	1904	Arts, Science, Law, Commerce, Medicine, Education and Engineering.
Delhi . . .	Federal. . . .	1922	..	Arts, Science, Law and Agriculture.
East Punjab . . .	Teaching, Affiliating and Examining.	1947	..	Arts, Science, Law, Commerce, Medicine, Education, Engineering, Agriculture, Oriental Learning and Veterinary Science.
Lucknow . . .	Unitary and Residential.	1921	..	Arts, Science, Law, Commerce, Medicine and Education.
Madras . . .	Federal, Teaching and Affiliating.	1857	1923	Arts, Science, Law, Commerce, Medicine, Education, Engineering and Technology, Agriculture, Oriental Learning and Veterinary Science.

TABLE I—contd.

University 1	Type of University 2	Year of Foundation 3	Year of reconstitution 4	Names of Faculties 5
Mysore . . .	Unitary	1916	1933	Arts, Science, Commerce, Medicine, Education and Engineering and Technology.
Nagpur . . .	Affiliating, Examining and Teaching.	1923	..	Arts, Science, Law, Commerce, Medicine, Education, Engineering & Technology and Agriculture.
Osmania . . .	Unitary and Teaching.	1918	..	Arts, Science, Law, Medicine, Education, Engineering, Agriculture, Animal Husbandary, Veterinary Science and Theology.
Patna . . .	Affiliating and Examining.	1917	..	Arts, Science, Law, Commerce, Medicine, Education and Engineering.
Rajputana . . .	Affiliating and Examining.	1947	..	Arts, Science, Commerce, Law, Engineering and Medicine.
Saugor . . .	Teaching, Affiliating and Residential.	1946	..	Arts, Science, Commerce and Law.
Travancore . . .	Teaching and Affiliating.	1937	..	Arts, Science, Law, Technology, Education, Oriental Studies and Fine Arts.
Utkal . . .	Affiliating	1943	..	Arts, Science, Law, Commerce, Medicine and Education.

M570MofEdu.

TABLE II.—Students on Rolls in Universities in India.

University	1916-17		1926-27			1936-37			Total
	Total	In University Departments	In Constituent Colleges	In Affiliated Colleges	Total	In University Department	In Constituent Colleges	In Affiliated Colleges	
1	2	3	4	5	6	7	8	9	10
Agra	4,132	4,132
Aligarh	..	959	959	1,822	1,822
Allahabad	7,807	1,284	..	1,960	3,244	2,056	2,056
Andhra	3,136	3,136	280	..	3,379	3,659
Annamalai	741	741
Banaras	1,936	..	1,936	..	3,385	..	3,385
Bombay	8,001	43	..	11,368	11,411	182	..	17,393	17,575
Calcutta	28,618	4,114	..	26,088	30,202	2,362	..	32,095	35,357
Dacca	..	1,339	1,339	1,171	97	..	1,268
Delhi	..	104	1,206	..	1,310	132	2,120	..	2,252
Lucknow	..	1,148	1,448	2,340	2,340
Madras	10,136	80	5,327	11,515	16,922	150	5,371	12,076	17,597
Mysore	1,749	..	1,749	..	2,958	..	2,958
Nagpur	323	1,252	1,575	..	450	3,317	3,767
Osmania	635	163	798	..	1,723	..	1,723
Patna	4,817	4,817	5,898	5,898
Punjab	6,543	334	826	10,256	11,416	786	881	18,174	19,841
Total	61,145	9,705	12,002	70,555	92,262	12,022	16,985	97,364	1,26,371

University	1942-43				1946-47			
	In University Departments	In Constituent Colleges	In Affiliated Colleges	Total	In University Departments	In Constituent Colleges	In Affiliated Colleges	Total
1	2	3	4	5	6	7	8	9
Agra	6,030	6,030	9,936	9,936
Aligarh	2,512	2,512	4,009	4,009
Allahabad	2,190	305	..	2,495	3,502	3,502
Andhra	481	..	5,103	5,584	..	845	8,600	9,445
Annamalai	1,004	1,004	1,981	1,981
Banaras	*	*	*	3,894	..	4,872	211	5,083
Bombay	294	..	30,181	30,475	452	..	42,638	43,090
Calcutta	1,821	..	37,311	39,132	2,190	..	42,818	45,008
Dacca	1,424	1,424	1,016	294	..	1,310
Delhi	80	2,091	..	2,171	1,556	2,755†	..	4,311
Lucknow	2,132	300	149	2,581	3,145	748	..	3,893
Madras	195	6,159	13,035	19,299	70	9,170	19,648	28,888
Mysore	5,107‡	5,107	8,602‡	..	748	9,350
Nagpur	..	365	4,257	4,632	65	591	5,078	5,733
Osmania	1,542	2,216	..	3,748	1,777	3,085	..	4,862
Patna	8,183	8,183	6	..	15,465	15,471
Punjab	*	*	*	25,340	2,029	848	31,941	34,818
Saugor	363	..	1,465	1,828
Travancore	42	2,244	1,562	3,848	56	3,162	2,497	5,715
Utkal	3,662	3,662
Total	18,734	13,670	1,05,821	1,67,459	30,819	26,370	1,84,707	2,41,896

* Separate figures by University Departments, Constituent Colleges, etc. not available.

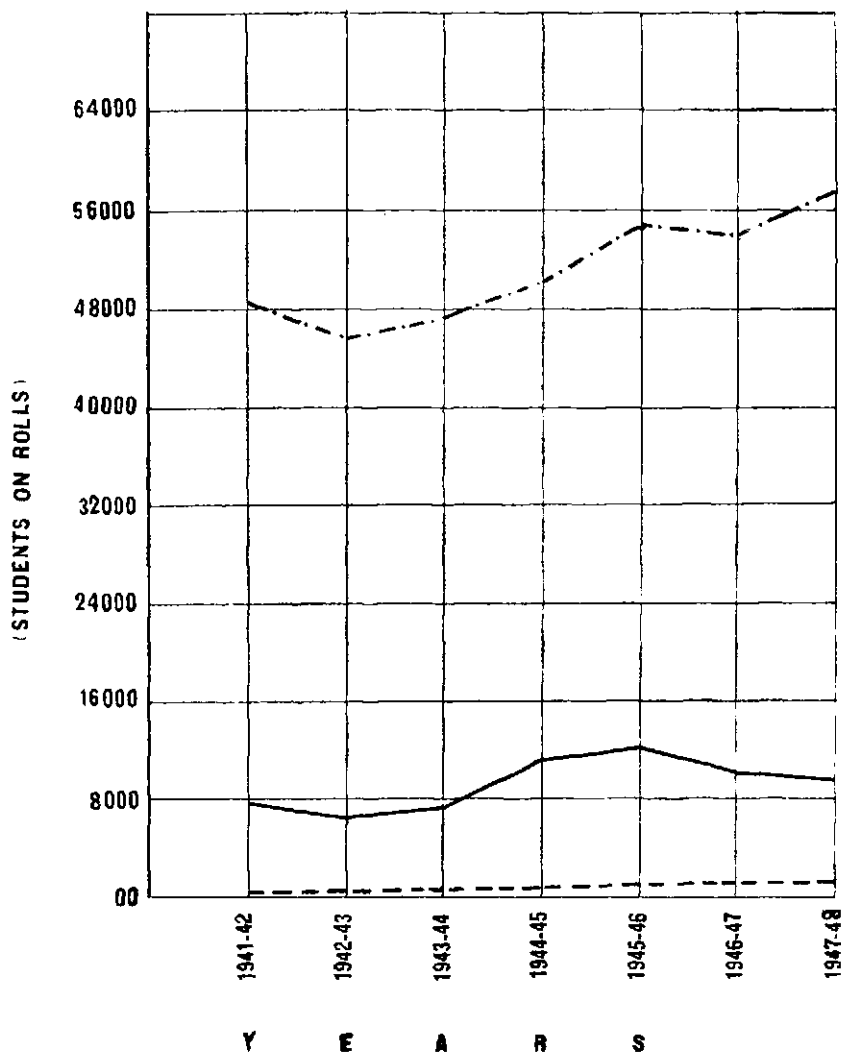
† Includes students in Constituent Colleges.

‡ Includes students in Affiliated Colleges.

EDUCATION IN UNIVERSITIES

(STUDENTS ON ROLLS IN GENERAL EDUCATION, 1942-48)

- ^ POST GRADUATES
- ^ RESEARCH STUDENTS
- ^ UNDER GRADUATES



EDUCATION IN UNIVERSITIES

(STUDENTS ON ROLLS IN PROFESSIONAL EDUCATION IN 1942-48)

- AGRICULTURE
- - - COMMERCE
- - - EDUCATION
- - - ENGINEERING & TECHNICAL
- - - MEDICINE
- - - LAW

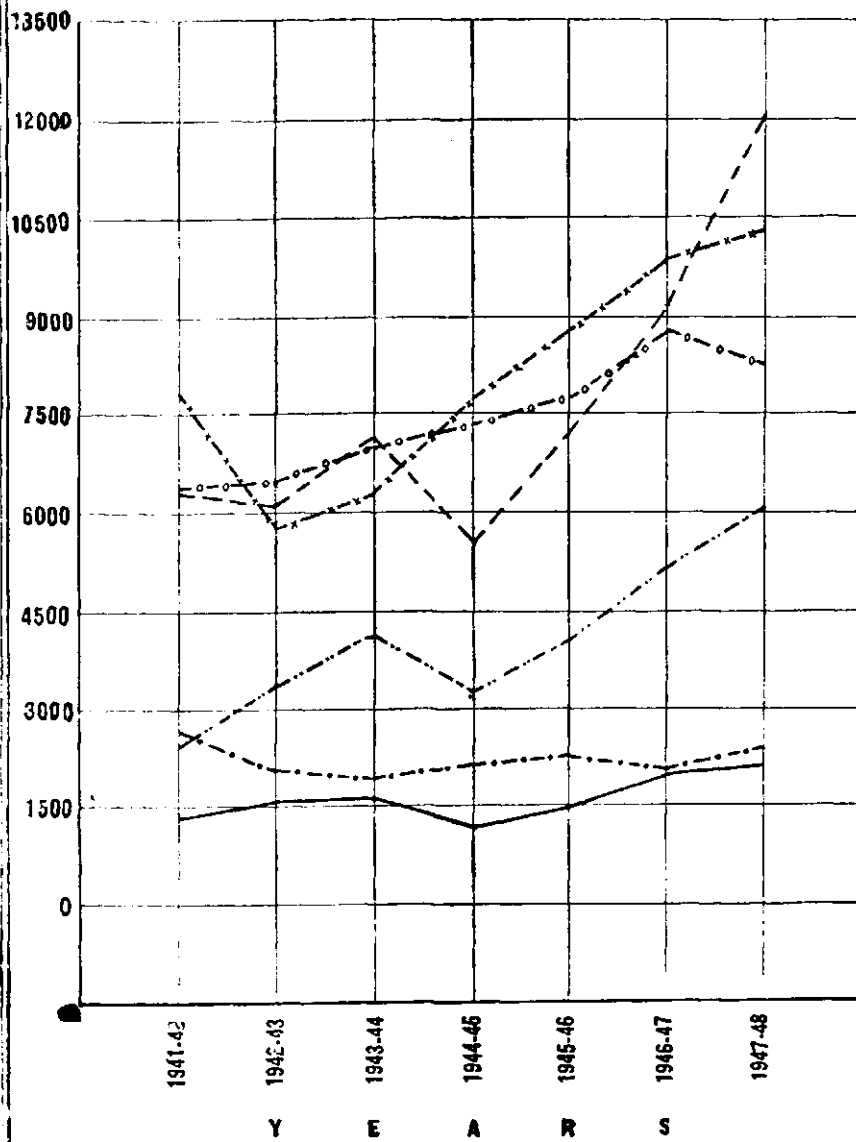


TABLE II.—Students on Rolls in Universities in India—contd.

University	1947-48					
	In University Departments			In Constituent Colleges		
	Men 2	Women 3	Total 4	Men 5	Women 6	Total 7
Agra	2,544	..	2,544
Aligarh	3,804	244	4,048	85	..	85
Allahabad	894	50	944
Andhra	1,680	137	1,817
Annamalai	5,003	230	5,233
Banaras	452†
Bombay †	1,738	345	2,083
Calcutta	735	2	737	3,095	751	3,846
Delhi	140	..	140	2,225	317	2,542
East Punjab
Lucknow	3,938	167	4,105	194	248	442
Madras	61	23	84	8,923	1,730	10,653
Mysore	7,429*	1,256*	8,685*
Nagpur	148	6	154	584	19	603
Osmania	2,010	..	2,010	3,669	513	4,182
Patna	43	15	58
Rajputana
Saugor	590	41	631
Travancore	2,326	1,051	3,377
Utkal
Total	24,860	2,236	27,548	26,998	4,909	31,907

University	1947-48					
	In Affiliated Colleges			Total		
	Men 8	Women 9	Total 10	Men 11	Women 12	Total 13
Agra	10,298	57	10,355	10,298	57	10,355
Aligarh	..	155	155	2,544	155	2,699
Allahabad	3,889	244	4,133
Andhra	9,387	855	10,242	10,281	905	11,186
Annamalai	1,680	137	1,817
Banaras	273	..	273	5,276	230	5,506
Bombay †	42,638	42,638
Calcutta	36,866	2,564	39,230	38,404	2,909	41,313
Delhi	3,830	753	4,583
East Punjab	13,727	1,316	15,043	16,092	1,633	17,725
Lucknow	4,132	415	4,547
Madras	20,340	2,969	23,309	29,324	4,722	34,046
Mysore	2,091	27	2,118	9,529	1,283	10,803
Nagpur	5,349	864	6,213	6,081	889	6,970
Osmania	5,679	513	6,192
Patna	15,652	490	16,142	15,695	505	16,200
Rajputana	2,818	277	3,095	2,818	277	3,095
Saugor	1,714	263	1,977	2,304	304	2,608
Travancore	2,513	316	2,829	4,839	1,367	6,206
Utkal	4,790	365	5,155	4,790	365	5,155
Total	1,25,618	10,518	1,78,774	1,77,476	17,663	2,38,229

*Includes figures for Constituent Colleges and other institutions under University control.
†As figures for 1947-48 are not available for Bombay University, those for 1946-47 are given.
‡Separate figures for Men and Women not supplied by the University.

TABLE III—Enrolment in Indian Universities, by Faculties*

1916-17								
Universities	Arts & Science	Education	Engineering	Medicine	Law	Oriental Learning	Others	Total
1	2	3	4	5	6	7	8	9
Allahabad	6,786	90	..	137	794	7,807
Bombay	6,297	..	189	703	511	..	301	8,001
Calcutta	24,148	129	83	1,100	3,158	28,618
Madras	9,156	138	111	207	524	10,136
Punjab	5,632	350	..	262	285	145	..	6,583
Total	52,019	616	383	2,409	5,272	145	301	61,145

1926-27									
Universities	Arts & Science	Educa-tion	Engin-eering	Medi-cine	Law	Com-merce	Agri-culture	Oriental Learning	Total
1	2	3	4	5	6	7	8	9	10
Aligarh	780	55	124	959
Allahabad	2,485	64	448	247	3,244
Andhra	2,846	133	157	3,136
Banaras	1,100	30	475	..	75	256	1,936
Bombay	8,405	48	317	1,127	1,026	262	226	..	11,411
Calcutta	24,290	82	171	1,609	3,849	291	30,292
Dacca	755	79	464	41	1,339
Delhi	1,189	104	17	1,310
Lucknow	613	6	..	257	354	64	..	154	1,448
Madras	14,062	249	191	455	1,148	..	83	734	16,922
Mysore	1,327	..	255	167	1,749
Nagpur	1,192	23	323	..	37	..	1,575
Osmania	689	20	59	30	798
Patna	3,850	67	97	186	617	4,817
Punjab	9,775	93	..	531	629	..	191	197	11,416
Total	73,358	796	1,506	4,485	9,220	832	537	1,528	92,262

1936-37									
Universities	Arts & Science	Educa-tion	Engin-eering	Medi-cine	Law	Com-merce	Agri-culture	Oriental Learning	Total
1	2	3	4	5	6	7	8	9	10
Agra	3,069	748	240	75	..	4,132
Aligarh	1,459	55	308	1,822
Allahabad	1,648	347	61	2,056
Andhra	3,164	106	..	271	118	3,659
Annamalai	546	195	741
Banaras	2,018	69	504	..	206	558	3,385
Bombay	13,876	196	427	1,135	1,250	506	185	..	17,575
Calcutta	29,346	1,206	238	1,288	2,016	1,155	..	108	35,357
Dacca	972	97	122	77	1,268
Delhi	2,129	132	2,252
Lucknow	1,304	10	..	257	496	67	..	206	2,340
Madras	14,256	417	640	818	783	..	124	540	17,578†
Mysore	2,325	..	218	415	2,958
Nagpur	2,945	129	50	..	490	..	153	..	3,767
Osmania	1,457	25	42	106	93	1,723
Patna	5,009	71	96	282	440	5,898
Punjab	16,966	222	244	643	597	133	348	688	19,841
Total	1,02,510	2,663	2,459	5,215	8,028	2,239	885	2,413	1,29,352

*This table includes the enrolment figures of Intermediate classes.

†Excludes 19 students of Indian Music.

EDUCATION IN UNIVERSITIES

(STUDENTS ON ROLLS BY FACULTIES, 1942-48)

ARTS
PROFESSIONAL
SCIENCE

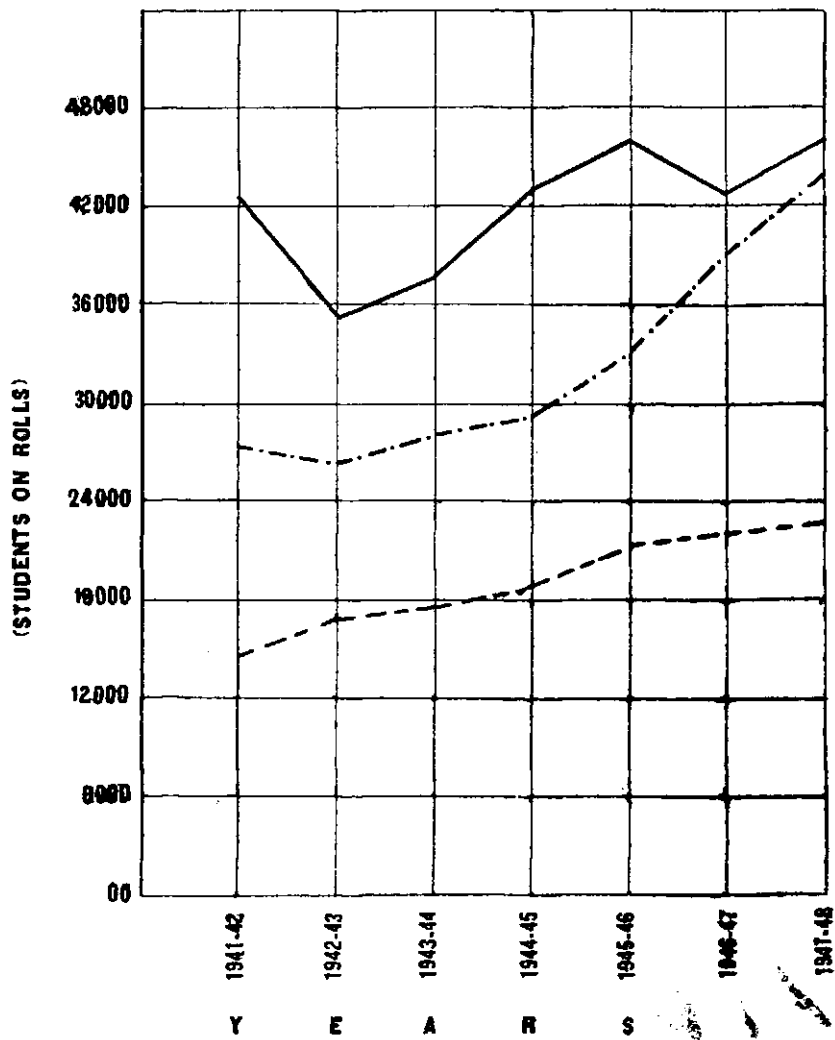


TABLE III.—Enrolment in Indian Universities by Faculties*

University	1942-43							
	Number of Undergraduates				Number of Post-graduates			
	Arts		Science		Arts		Science	
	Men	Women	Men	Women	Men	Women	Men	Women
	2	3	4	5	6	7	8	9
Agra	1,415	82	296	2	211	12	39	..
Aligarh	710	87	629	20	248	12	53	..
Allahabad	945	77	314	..	278	44	133	..
Andhra	587	36	615	18	14	..	22	..
Annamalai	298	12	130	6	3	4	3	1
Banaras	372	80	329	7	145	20	99	2
Bombay	3,139	1,073	2,283	170	903	172	169	13
Calcutta	5,820	812	2,704	46	955	147	323	17
Dacca	527	92	302	..	217	12	50	..
Delhi	689	157	215	3	124	24	12	..
Lucknow	779	152	231	12	285	32	86	3
Madras	2,239	451	2,887	255	88	19	33	18
Mysore	471	91	745	57	19	1	20	1
Nagpur	788	134	245	5	98	8	36	3
Osmania	747	51	755	92	50	..	25	..
Patna	1,413	52	387	3	246	5	76	..
Punjab	4,768	594	982	37	657	75
Travancore	325	70	419	120	13	4	2	..
Total	25,942	4,103	14,468	853	4,554	591	1,181	58

University	1942-43							
	Number of research students				Oriental Faculty	Total (General Education)		
	Arts		Science			Men	Women	All persons
	Men	Women	Men	Women	Men	Men	Women	All persons
	10	11	12	13	14	15	16	17
Agra	1	1,962	96	2,058
Aligarh	26	..	7	1,673	119	1,792
Allahabad	59	1	18	2	..	1,747	124	1,871
Andhra	22	1,260	54	1,314
Annamalai	3	..	3	350	23	373
Banaras	7	..	3	..	1300	1,255	109	1,364
Bombay	71	15	34	4	..	6,599	1,447	8,046
Calcutta	8	..	4	9,814	1,022	10,836
Dacca	16	..	7	1	..	1,119	105	1,224
Delhi	1,040	184	1,224
Lucknow	52	2	21	1,454	201	1,655
Madras	48	18	32	7	..	5,327	768	6,095
Mysore	2	..	2	1,259	150	1,409
Nagpur	16	..	3	1,186	150	1,336
Osmania	13	..	4	1,594	143	1,737
Patna	5	..	9	2,136	60	2,196
Punjab	28	2	41	2	..	6,476	710	7,186
Travancore	41	..	37	1	..	800	195	995
Total	359	38	247	17	390	47,051	5,660	52,711

*This table excludes the enrolment figures of Intermediate classes which are given in Table No. IV pages 44-45

†Includes women students.

‡Includes 2 scholars under the Faculty of Oriental Studies and Fine Arts.

TABLE III.—Enrolment in Indian Universities by Faculties,* 1942-43—contd.

University	Number of Students reading for Professional Degrees							
	Medicine		Law		Engineering and Technology		Education	
	Men 18	Women 19	Men 20	Women 21	Men 22	Women 23	Men 24	Women 25
Agra	226	28	185	1	58	10
Aligarh	73	..	137	..	43	9
Allahabad	330	35	5
Andhra	235	35	92	13
Annamalai
Banaras	269	..	137	..	880	..	73	14
Bombay	1,025	224	1,344	30	577	3	322	200
Calcutta	1,297	52	1,431	7	312	..	137	87
Dacca	64
Delhi	78	2
Lucknow	276	24	252	2	16
Madras	914	254	301	3	399	5	200	86
Mysore	279	64	680	..	45	6
Nagpur	422	..	161	..	111	15
Osmania	174	4	90	..	674	..	24	..
Patna	276	15	592	..	108	..	114	1
Punjab	688	256	262	..	172	..	152	176
Travancore	187	10	86	..	57	23
Total	5,650	956	5,808	55	3,566	8	1,463	655

University	1942-43							
	Agriculture		Commerce		Vet. Sec.	Total Professional Education		
	Men 26	Women 27	Men 28	Women 29	Men 30	Men 31	Women 32	All persons 33
Agra	351	..	360	1,180	39	1,219
Aligarh	253	9	262
Allahabad	68	..	186	619	5	624
Andhra	191	518	48	566
Annamalai
Banaras	32	..	219	1,610	14	7,624
Bombay	265	1	2,421	38	..	5,954	496	6,450
Calcutta	10	..	1,730	4,917	146	5,063
Dacca	50	..	86	200	..	200
Delhi	78	2	80
Lucknow	186	714	36	750
Madras	115	106	2,095	348	2,443
Mysore	175	1,150	70	1,220
Nagpur	160	..	332	1	..	1,186	16	1,202
Osmania	362	4	366
Patna	200	1,290	16	1,315
Punjab	500	..	130	1,904	432	2,336
Travancore	330	33	363
Total	1,551	1	6,225	39	106	24,378	1,714	26,092

*This table excludes the enrolment figures of Intermediate classes, which are given in Table No. IV, pages 44-45.

TABLE III.—Enrolment in Indian Universities by Faculties*, 1942-43.—contd.

University	Total No. of Men Students	Total No. of Women Students	Grand Total of Students
	34	35	36
Agra	3,142	135	3,277**
Aligarh	1,926	128	2,054
Allahabad	2,366	129	2,495
Andhra	1,778	102	1,880
Annamalai	350	23	373†
Banaras	2,865	123	2,988
Bombay	12,553	1,943	14,496‡
Calcutta	14,731	1,168	15,899
Dacca	1,319	105	1,424
Delhi	1,118	186	1,304
Lucknow	2,168	237	2,405††
Madras	7,422	1,116	8,538
Mysore	2,418	220	2,638
Nagpur	2,372	166	2,538
Osmania	1,956	147	2,103
Patna	3,435	76	3,511
Punjab	8,380	1,142	9,522
Travancore	1,130	228	1,358††
Total	71,429	7,374	78,803

*This table excludes the enrolment figures of Intermediate Classes, which are given in Table No. IV, pages 44-45.

**Excludes 2,753 students of 4 colleges details of which were not available.

†Excludes 199 students of Oriental Faculty and Music.

‡Excludes 294 students of University Departments details for whom were not available.

††Excludes 163 men and 7 women studying for Diploma in Arabic, Persian and Sanskrit as also 5 men and 1 woman studying for Diploma in Psychology.

‡‡Excludes 292 students enrolled for various diplomas and certificates.

TABLE III.—Enrolment in Indian

University	Number of Undergraduates				Number of Post-graduates			
	Arts		Science		Arts		Science	
	Men	Women	Men	Women	Men	Women	Men	Women
	2	3	4	5	6	7	8	9
Agra	3,634*	..	1,772*	..	781*	..	202*	..
Aligarh	518	71	409	11	314	17	186	..
Allahabad	1,354	155	410	8	286	39	162	1
Andhra	860	82	741	66	23	3	27	..
Annamala	216	15	282	25	23	5	8	3
Banaras	550	76	355	5	216	39	110	5
Bombay	3,641	1,374	3,474	381	1,156	297	181	12
Calcutta	6,324	997	3,157	57	1,138	223	428	22
Dacca	323	64	217	4	135	17	58	1
Delhi	1,322	302	721	41	224	52	57	..
Lucknow	908	255	423	14	569	39	118	10
Madras	2,527	784	2,060	272	117	60	37	17
Mysore	636	109	1,184	127	2	2	42	2
Nagpur	705	187	264	6	120	14	987	1†
Osmania	553‡	52	340	34	84§	10	54	14
Patna	2,076	95	321	10	376	32	91	4
Punjab	2,155	285	953	45	1,265	268	231	7
Saugor	303	22	85	2	19
Travancore	451	200	673	187	14	11	14	..
Utkal	567	40	197	5	36	3
Total	29,713	5,165	18,038	1,300	6,900	1,131	2,104	108

†† This table exclu-
 * Includes women stu-
 † Represents B. Sc.
 ‡ Includes 38 students
 § Includes 3 students
 || Includes women
 ¶ Includes 53 B. Sc.
 ** Represent Music
 †† Includes 10 B. O. L.

Universities by Faculties 1946-47

Number of Research Students						No. of Students receiving Oriental Learning		University
Arts		Science		Other Faculties		Men	Women	
Men	Women	Men	Women	Men	Women			
10	11	12	13	14	15	16	17	
..	Agra.
20	Aligarh.
42	11	35	3	Allahabad.
2	..	26	Andhra.
3	..	2	166	51	Annamalai.
12	1	4	346	..	Banaras.
101	13	185	5	46	2	Bombay.
14	1	4	Calcutta.
12	8	Dacca.
49	5	29	Delhi.
76	9	21	2	171	5	Lucknow.
20	8	16	7	2**	7**	739††	63	Madras.
..	..	7	Mysore.
20	1	4	Nagpur.
..	1	Osmania.
5	..	5	..	5	Patna.
80	1	38	1	..	183**	192	..	Punjab.
..	Saugor.
5	2	39	10	74	8	Travancore.
..	Utkal.
471	61	415	28	51	192	1688	127	Total.

des the enrolment figures of Intermediate classes which are given in table No. IV., pages 46-47

dents.

(Tech.) student,

reading Islamic Theology.

reading Islamic Theology.

students of Agra University.

(Tech.) Students.

Students.

(Hons.) Students.

M570MofEdu.

Table III.—Enrolment in Indian Universities.

University	Number of students							
	Medicine		Law		Engineering and Technology		Education	
	Men	Women	Men	Women	Men	Women	Men	Women
	18	19	20	21	22	23	24	25
Agra	334*	..	1,157*	67*	..
Aligarh	439	..	375	..	44	19
Allahabad	347	6	1
Andhra	328	73	169	3	147	1	98	24
Annamalai	390
Banaras	299	..	147	2	1,039	..	70	19
Bombay	1,320	344	1,617	36	360	..	219	100
Calcutta	1,498	31	1,664	13	352	..	218	100
Dacca	100	2	107	80	..
Delhi	12	..	684	3
Lucknow	353	36	367	44	31
Madras	1,161	435	606	3	685	3	249	170
Mysore	150	42	1,008	..	33	11
Nagpur	490	1	53	10
Punjab	240	38	294	..	137	..	29	14
Patna	502	19	725	..	187	..	90	8
Punjab	1,000	490	400	..	536
Saugor	160	67	9
Travancore	189	9	138	..	64	47
Utkal	39	1	162	11	2
Total	7,336*	1,511	9,704*	70	5,344	4	1,442*	564

§§ This table excludes
 * Includes women stu-
 † Represents students
 ‡ Represents students
 § Excludes 40 L.S.G.D.
 || Includes 801 student.
 ** Excludes 40 L.S.G.D.
 †† Represents students
 ‡‡ Excludes 276 student

by Faculties, 1946-47§§.—contd.

reading for Professional degrees						Total			University
Agriculture		Commeroe		Other Subjects		Men	Women	All Person	
Men	Wo- men	Men	Women	Men	Wo- men				
26	27	28	29	30	31	32	33	34	
507*	..	1,482*	9,936*	..	9,936*	Agra.
..	..	14	..	60	..	2,379	118	2,497	Aligarh.
76	..	522	4	3,240§	222	3,462**	Allahabad.
182	3	281	2,885	255	3,140	Andhra.
..	1,090	99	1,189	Annamalai.
152	..	179	3,479	146	3,625	Banaras.
113	..	1,349	20	13,762	2,594	16,356	Bombay.
..	..	3,314	18,111	1,444	19,555	Calcutta.
112	..	70	1,214	96	1,310	Dacca.
..	8†	1†	3,766	545	4,311	Delhi.
..	..	452	3,492	401	3,893	Lucknow.
274	2	511	..	180‡	..	9,194	1,831	11,025	Madras.
44	..	143	3,249	293	3,542	Mysore.
82	..	191	2,117	220	2,337	Nagpur.
32	..	164	..	21‡	..	1,888	163	2,051	Omania.
88	..	275	4,746	168	4,914	Patna.
335	..	228	..	55††	..	7,468	1,280	8,748	Punjab.
..	624	33	657	Saugor.
..	1,661	483	2,144‡‡	Travancore.
..	..	10	1,024	51	1,075	Utkal.
1,997*	5	9,126*	34	324	1	95,325	10,442	1,05,767	Total.

the enrolment figures of Intermediate classes given in table No. IV, pages 46-47.
 dents of Agra University.
 reading Library Science.
 reading Veterinary Science.
 Students.
 (690 men and 141 women) reading in Preparatory class
 students.
 reading Journalism.
 enrolled for various diplomas and certificates

Table III.—Enrolment in Indian Universities,

University	Number of Under-graduates				Number of Post-Graduates			
	Arts		Science		Arts		Science	
	Men	Women	Men	Women	Men	Women	Men	Women
	2	3	4	5	6	7	8	9
Agra	3,429	36	1,858	..	941	..	250	..
Aligarh	297	42	392	11	171	11	132	12
Allahabad	1,551	165	564	16	480	43	182	2
Andhra	1,532	125	564	28	465	30	232	17
Annamalai	228	24	197	36	14	3	10	1
Banaras	599	80	358	8	248	44	122	3
Bombay*	3,641	1,374	3,474	381	1,156	297	181	12
Calcutta	3,728	519	2,633	19	996	258	416	29
Delhi	1,376	402	547	6	189	63	55	..
East Punjab	4,033	404	1,128	13	608	62	13	10
Lucknow	1,009	261	554	14	585	53	121	9
Madras	4,213	823	2,378	497	99	16	18	25
Myso e	634	177	1,223	167	13	3	53	7
Nagpur	1,008	243	282	12	157	21	76	..
Osmania	768	25	472	61	145	15	43	14
Patna	2,423	113	395	3	376	..	100	..
Rajputana	326	27	146	2	118	29	17	..
Saugor	560	148	128	4	48	1	29	..
Travancote	517	233	737	197	5	12	15	11
Utkal	972	68	236	4	46	2	4	..
Total	32,853	5,289	13,266	1,479	6,800	954	2,099	152

‡ This table excludes the enrolment figures of Intermediate

* Figures relate to the

by Faculties, 1947-48§.

Number of Research Scholars						Number of Students receiving Oriental Learning		University
Arts		Science		Other Faculties		Men	Women	
Men	Women	Men	Women	Men	Women			
10	11	12	13	14	15	16	17	
71	..	37	..	2	Agra.
16	..	8	Aligarh.
48	7	28	..	6	Allahabad.
5	..	26	234	49	Audhra.
1	..	3	72	10	Annamalai.
8	..	15	340	1	Banaras
101	13	185	6	46	2	Bombay.*
9	..	5	Calcutta.
48	..	41	Delhi.
1	..	6	1	70	4	East Punjab.
76	5	20	3	4	..	151	6	Lucknow.
30	9	27	9	4	5	742	41	Madras.
..	..	5	Mysore.
19	2	16	2	10	Nagpur.
5	1	3	Osoani's
5	..	3	..	7	Patna
..	Rajputana
..	..	1	46	..	Saugor
2	..	19	7	1	..	115	14	Travancore.
..	..	1	Utkal
445	37	449	27	80	7	1,770	125	Total.

classes which are given in table No. IV, Pages 48-49.
year 1946-47.

Table III.—Enrolment in Indian Universities

University	Number of Students Reading for Professional Degrees							
	Medicine		Law		Engineering and Technology		Education	
	Men	Women	Men	Women	Men	Women	Men	Women
	18	19	20	21	22	23	24	25
Agra	390	..	1,023	79	21
Aligarh	48	..	227	..	289	..	43	9
Allahabad	381
Andhra	340	84	197	3	201	..	98	27
Annamalai	384
Banaras	171	..	186	4	1,091	..	102	19
Bombay*	1,320	344	1,672	36	640	..	219	100
Calcutta	1,447	59	1,652	19	361	..	232	85
Delhi	12	..	691	2	57	28
East Punjab	340	242	189	..	158	..	117	68
Lucknow	443	40	705	9	61	15
Madras	1,069	508	599	9	1,153	2	227	201
Mysore	223	56	1,148	..	33	15
Nagpur	89	20	523	1	47	..	54	19
Oamania	268	49	229	..	284	..	37	18
Patna	561	45	827	1	207	..	82	16
Rajputana	683	2	232	..	46	..
Saugor	98	1	100	25
Travancore	195	11	170	..	53	55
Utkal	32	15	215	24	..
Total	6,743	1,462	10,218	98	6,985	2	1,634	721

§ This table excludes

* Figures relate

1 Includes 75

2 Music students

3 Students of domestic

4 4 Students of Library

5 8 Students of Nursing

6 78 Students of Journ

7 Students of Veterina

8 25 students of Music

9 13 students of Music

10 20 students of Chem-

11 Includes 169 students

by Faculties, 1947-48—contd.

Students Reading for Professional Degrees						Total		GRAND TOTAL	University
Agriculture		Commerce		Other Subjects		Men	Women	34	
Men	Women	Men	Women	Men	Women				
26	27	28	29	30	31	32	33		
634	..	1,584	10,298	57	10,355	Agra.
..	..	45	1,668	85	1,753	Aligarh.
..	..	649	11	3,889	244	4,133	Allahabad.
274	4	309	4,477	367	4,844	Andhra.
..	147	38 ²	1,056	112	1,168	Annamalai.
168	..	255	3,643	159	3,802	Banaras.
113	..	1,349	30	13,762	2,594	16,356	Bombay*.
..	..	5,210	14 ³	16,689	1,002	17,691	Calcutta.
67	32 ⁴	23 ⁵	3,115	524	3,639	Delhi.
204	..	138	..	164 ⁶	..	7,169	804	7,973	East Punjab.
..	..	463	4,132	415	4,547	Lucknow.
281	5	780	3	273 ⁷	..	11,923	2,153	14,076	Madras.
77	..	251	..	100	..	3,760	425	4,185	Mysore.
84	..	294	2,659	320	2,979	Nagpur.
88	..	16	..	39 ⁷	..	2,532	183	2,715	Osmania.
88	..	377	..	43 ⁸	15 ⁹	5,494	193	5,687	Patna.
..	..	180	1,748	51	1,799 ¹¹	Rajputana.
..	..	1	1,019	179	1,198	Saugor.
..	327 ¹⁰	1	2,157	541	2,698	Travancore.
..	..	32	1,562	89	1,651	Utkal.
2,078	9	12,017	44	1,125	91	1,02,752	10,497	1,13,249	Total.

the enrolment figures of Intermediate classes given in Table No. IV, pages 48-49, to 1946-47.

students of music.

Science Training Classes.

Science and 28 of foreign languages.

Class.

alism and 86 of Veterinary Science.

ry Science.

and 18 of Geology and Psychology.

and 2 of Geology and Psychology.

cal Engineering and 307 of various Professional diplomas and certificates enrolled after 31-3-1948 and not accounted for in tables II and V.

TABLE IV.—Enrolment in Intermediate Classes of Indian

University	Arts		Science		Commerce	
	Men	Women	Men	Women	Men	Women
1	2	3	4	5	6	7
Aligarh	158	59	224	17
Andhra	715	47	2,757	185
Annamalai	104	6	305	17
Banaras	271	45	568	22
Bombay	5,430	2,019	7,531	705
Calcutta	11,006	1,869	9,587	171
Delhi	439	116	302	10
Madras	2,336	530	7,188	707
Mysore	633	128	1,561	147
Nagpur	1,282	277	510	25
Osmanis	747	51	755	92
Patna	3,224	119	1,300	29
Punjab	8,706	1,111	5,796	205
Travancore	393	109	1,373	323
Utkal
Total	36,044	6,486	39,757	2,655
<i>Board of High School and Intermediate Education.</i>						
Dacca	410	119	347	12	130	..
United Provinces	5,412	799	917	..
Rajputana	1,243	125	381	9	238	..
Total	7,065	1,043	728	21	1,285	..
GRAND TOTAL	43,109	7,529	40,485	2,676	1,285	..

Universities and Boards of Education, by Faculties, 1942-43.

Agriculture		Other subjects		Total			University
Men 8	Women 9	Men 10	Women 11	Men 12	Women 13	All persons 14	
..	382	76	458	Aligarh.
..	3,472	232	3,704	Andhra.
..	409	23	432	Annamalai.
..	839	67	906	Banaras.
..	12,961	2,724	15,685	Bombay.
..	21,193	2,040	23,233	Calcutta.
..	741	126	867	Delhi.
..	9,524	1,237	10,761	Madras.
..	2,194	275	2,469	Mysore.
..	1,792	302	2,094	Nagpur.
..	1,502	143	1,645	Osmania.
..	4,524	148	4,672	Patna.
..	14,502	1,316	15,818	Punjab.
..	1,766	432	2,198	Travancore.
..	Utkal.
..	75,801	9,141	84,942	Total.
..	<i>Board of High School and Intermediate Education.</i>
..	887	131	1,018	Dacca.
277	6,606	799	7,405	United Provinces.
..	1,862	134	1,996	Rajputana.
277	9,355	1,064	10,419	Total.
277	85,156	10,205	95,361	GRAND TOTAL

TABLE IV.—Enrolment in Intermediate Classes of Indian

University 1	Arts		Science		Commerce	
	Men 2	Women 3	Men 4	Women 5	Men 6	Women 7
Aligarh . . .	284	82	1,004	39	44	..
Andhra . . .	757	118	4,502	292	365	..
Annamalai . . .	299	16	462	25
Banaras . . .	357	52	683	23	343	..
Bombay . . .	7,465	2,891	11,250	919	3,082	47
Calcutta . . .	12,782	2,271	10,112	288
Madras . . .	4,952	1,501	10,274	1,136
Mysore . . .	701	223	3,576	427	234	..
Nagpur . . .	1,452	386	680	64	445	..
Oermania . . .	2,557*	254*
Patna . . .	6,655	225	1,889	24	1,764	..
Punjab . . .	14,003	1,301	10,304	304
Sangor . . .	601	46	370	10	13	..
Travancore . . .	790	396	1,730	379
Utkal . . .	1,474	91	847	32	89	..
Total . . .	55,129	9,853	57,673	3,962	6,379	47
<i>Board of High School and Intermediate Educa- tion.</i>						
United Provinces . . .	12,922	1,214	594	..	3,469	..
Rajputana . . .	1,867	241	1,462	51	1,267	..
Total . . .	14,789	1,455	2,056	51	4,736	..
GRAND TOTAL . . .	69,918	11,308	59,729	4,013	11,115	47

*Combined figures

**Represent 480 Engineering students

@Represent 170 Medical and

§Represent

†Relates to Engi

‡Relate to Faculty

* Excludes 1,823 Students of Dacca Board details

Universities and Boards of Education, by Faculties, 1946-47.

Agriculture		Other Subjects		Total			University
Men 8	Women 9	Men 10	Women 11	Men 12	Women 13	All persons 14	
59	1,391	121	1,512	Aligarh.
271	5,895	410	6,305	Andhra.
..	751	41	792	Annamalaj.
..	1,383	75	1,458	Banaras.
477	1	529††	73	22,803	3,931	26,734	Bombay.
..	22,894	2,559	25,453	Calcutta.
..	15,226	2,637	17,863	Madras.
..	..	596@	51§	5,107	701	5,808	Mysore.
157	..	213†	..	2,947	450	3,397	Nagpur.
..	2,557	254	2,811	Osmania.
..	10,308	249	10,557	Patna.
158	24,465	1,605	26,070	Punjab.
..	..	104†	27‡	1,088	83	1,171	Saugor.
..	2,520	775	3,295	Travancore.
..	..	44§	10§	2,454	133	2,587	Utkal.
1,122	1	1,486	161	1,21,769	14,024	1,35,813	Total.
1,177	18,162	1,214	19,376	Board of High School and Intermediate Edu- cation. United Provinces.
..	4,596	292	4,888	Rajputana.
1,177	22,758	1,606	24,264**	Total.
2,299	1	1,486	161	1,44,517	15,530	1,60,077	GRAND TOTAL

for Arts and Science,
and 49 Students of Faculty of Education.
426 Engineering Students.
Medical Students.
Engineering Students.
of Education.
about whom were not available.

TABLE IV.—Enrolment in Intermediate Classes of Indian

University	Enrolment					
	Arts		Science		Commerce	
	Men	Women	Men	Women	Men	Women
1	2	3	4	5	6	7
Aligarh	95	39	625	31	113	..
Andhra@
Annamalai	257	7	367	18
Banaras	418	44	722	27	363	..
Bombay†	7,465	2,891	11,250	919	3,092	47
Calcutta	9,167	1,635	12,548	272
Delhi*	237	165	418	64
East Punjab	5,182	704	3,628	125
Madras	6,092	1,271	10,950	1,657
Mysore	939	334	4,540	524	281	..
Nagpur	1,427	361	939	92	540	1
Osmania	1,046	136	2,039	194
Patna	6,563	289	1,892	23	1,746	..
Rajputana	467	67	437	13	481	..
Saugor	697	107	572	18	16	..
Travancore	873	422	1,809	404
Utkal	2,208	250	972	26	48	..
Total	43,133	8,722	53,708	4,407	6,670	48
<i>Board of Higher Secondary and Intermediate Education.</i>						
United Provinces	10,247	1,517	7,327	153	3,278	2
Rajputana	1,041	169	941	35	530	..
Total	11,288	1,686	8,268	188	3,808	2
GRAND TOTAL	54,421	10,408	61,976	4,595	10,478	50

@Subject wise

†Figures relate to

*This refers to the Intermediate Classes organized

¶Represent 225 students in

‡‡Represent 1 student in Engineering

††Represents

.Represent 480 Engineering students and

**Represent student

Universities and Boards of Education, by Faculties, 1947-48.

Enrolment							University
Agriculture		Other Faculties		Total			
Men 8	Women 9	Men 10	Women 11	Men 12	Women 13	All persons 14	
43	876	70	946	Aligarh.
..	5,804	538	6,342	Andhra@.
..	624	25	649	Annamalai.
..	..	130	..	1,633	71	1,704	Banaras.
477	1	529	73	22,803	3,931	26,734	Bombay†.
..	21,715	1,907	23,622	Calcutta.
60	715	229	944	Delhi*.
113	8,923	829	9,752	East Punjab.
..	17,042	2,928	19,970	Madras.
..	5,760	858	6,618	Mysore.
164	..	352¶	††115	3,422	569	3,991	Nagpur.
..	..	62††	..	3,147	330	3,477	Osmania.
..	10,201	312	10,513	Patna.
..	1,385	80	1,465	Rajputana.
..	1,285	125	1,410	Saugor.
..	2,682	826	3,508	Travancore.
..	3,228	276	3,504	Utkal.
857	1	1,073	188	1,11,245	13,904	1,25,149	Total.
1,324	..	928**	16**	23,104	1,688	24,792	Board of Higher Secondary and Intermediate Education. United Provinces.
11	2,523	204	2,727	Rajputana.
1,335	..	928	16	25,627	1,892	27,519	Total.
2,192	1	2,001	204	1,36,872	15,796	1,52,668	GRAND TOTAL.

figures not available.

the year 1946-47.

for the Punjab students in this year only.

Engineering and 127 students in Dip. T.

and 114 students in Dip. T.

students in Theology.

†9 students of Faculty of Education

in Arts and Science mixed.

TABLE V.—Students and Teachers

University	University Departments			Constituent Colleges		
	Number of Students	Number of Teachers	Average No. of Students per teacher	Number of Students	Number of Teachers	Average No. of Students per teacher
1	2	3	4	5	6	7
Agra
Aligarh	4,009	179	22
Allahabad	3,502	175	20
Andhra	845	95	9
Annamalai	1,981	126	16
Banaras	4,872*	369*	13
Bombay	452	24	19
Calcutta	2,190	378	6
Dacca	1,016	114	9	294	46	6
Delhi	1,556	60*	26	2,755†	199*	14
Lucknow	3,145	209	15	748	44	17
Madras	70	52	1	9,170	715	13
Mysore	9,350†	393†	24
Nagpur	65	5	13	591	28	21
Osmania	1,777	243	7	3,085	201	15
Patna	6	2	3
Punjab	2,029	140	14	848	53	16
Saugor	363	31	12
Travancore	56	5	11	3,162	230	14
Utkal
Total	31,567	2,136	15	26,370	1,980	13

*Figures relate to the year 1947-48 as the

†Includes figures

‡Includes figures

in Indian Universities, 1946-47.

Affiliated Colleges			Total			University
Number of Students	Number of Teachers	Average No. of Students per teacher	Number of Students	Number of Teachers	Average No. of Students per teacher	
8	9	10	11	12	13	
9,936	1,172	8	9,936	1,172	8	Agra.
..	4,009	179	22	Aligarh.
..	3,602	175	20	Allahabad.
8,600	611	14	9,445	706	13	Andhra.
..	1,981	126	16	Annamalai.
211	19	14	5,083	388	13	Banaras.
42,368	1,715	25	43,090	1,739	25	Bombay.
42,818	2,359	18	45,008	2,737	16	Calcutta.
..	1,310	160	8	Dacca.
..	4,311	259	17	Delhi.
..	3,893	253	15	Lucknow.
19,698	1,280	15	23,888	2,047	14	Madras.
..	9,350	393	24	Mysore.
5,078	264	19	5,734	297	19	Nagpur.
..	4,862	444	11	Osmania.
15,465	650	24	15,471	652	24	Patna.
31,941	1,888	17	34,818	2,081	17	Punjab.
1,465	119	12	1,828	150	12	Saugor
2,497	124	20	5,715	359	16	Travancore.
3,662	204	18	3,662	204	18	Utkal.
1,83,959	10,405	18	2,41,896	14,521	17	Total.

figures for 1946-47 are not available.
for affiliated colleges.
for affiliated colleges.

Table --- Students and Teachers

University	University Departments			Constituent Colleges		
	Number of Students	Number of Teachers	Average No. of Students per teacher	Number of Students	Number of Teachers	Average No. of Students per teacher
1	2	3	4	5	6	7
Agra
Aligarh	2,544	197	13
Allahabad	4,048	189	24	85	16	5
Andhra	944	115	8
Annamalai	1,817	129	14
Banaras	5,233	369	14
Bombay †	452	24	19
Calcutta	2,083	321	6
Delhi	737	60	12	3,846	199	19
East Punjab	2,682	110	24
Lucknow	4,105	249	16	442	64	7
Madras	84	51	2	10,653	776	14
Mysore	8,685*	504*	17
Nagpur	154	8	19	603	27	22
Osmania	2,010	118	17	4,182	321	13
Patna	58	8	7
Rajputana
Saagor	631	54	12
Travancore	3,377	207	17
Utkal
Total	27,408	1,892	14	32,047	2,204	15

† Figures relate to

|| Includes figures

* Includes figures

NOTE :— The corresponding ratio for the year 1947-48 was

in Indian Universities, 1947-48.

Affiliated Colleges			Total			University
Number of Students	Number of Teachers	Average No. of Students per Teacher	Number of Students	Number of Teachers	Average No. of Students per Teacher	
8	9	10	11	12	13	
10,355	1,123	9	10,355	1,123	9	Agra.
165	33	5	2,699	230	12	Aligarh.
..	4,133	185	22	Allahabad.
10,242	622	16	11,196	737	15	Andhra.
..	1,817	129	14	Annamalai.
273	20	14	5,606	389	14	Banaras.
42,638	1,715	25	43,090	1,739	25	Bombay. †
39,230	1,309	30	41,313	1,630	25	Calcutta.
..	4,583	259	18	Delhi.
15,043	941	16	17,725	1,051	17	East Punjab.
..	4,547	313	15	Lucknow.
23,309	1,536	15	34,046	2,363	14	Madras.
2,118	162	13	10,803	666	16	Mysore.
6,213	360	17	6,970	305	18	Nagpur.
..	6,192	439	14	Osmania.
16,142	711	23	16,200	719	23	Patna.
3,095	518	6	3,095	518	6	Rajputana.
1,977	144	14	2,608	198	13	Saugor.
2,829	140	20	6,206	347	18	Travancore.
5,155	238	22	5,155	238	22	Utkal.
1,78,774	9,572	19	2,38,229	13,668	17	Total.

1946-47.

for University Departments,
for Constituent Colleges.

† : 33 for Primary Schools and † : 23 for Secondary Schools.

Income

Table VI.—Universities

University	Income from				Total Income
	Government Grants	Fees	Endowments	Donations and Other Sources	
1	2	3	4	5	6
	Rs.	Rs.	Rs.	Rs.	Rs.
Agra	40,000	3,18,088	..	43,619	4,01,707
Aligarh	5,59,665	2,52,220	2,71,636	4,83,934	15,67,455
Allahabad	7,92,624	4,99,110	..	2,06,953	14,98,687
Andhra	3,07,000	10,70,308	28,020	1,00,000	15,05,328
Annamalai	6,12,000	2,90,560	2,83,720	98,630	12,84,930
Banaras	12,70,168	7,81,484	1,79,633	1,15,02,373	1,37,33,658
Bombay	2,09,063	19,41,698	67,287	2,18,672	24,36,720
Calcutta	9,38,194	25,60,213	86,830	5,18,691	41,03,928
Dacca	8,87,000	1,47,123	2,699	1,03,833	11,40,555
Delhi	5,92,398	3,15,616	..	2,22,501	11,30,515
Lucknow	10,77,181	6,10,232	..	3,33,144	20,20,557
Madras	4,60,000	6,69,763	27,542	5,08,390	19,65,695
Mysore	17,00,000	7,00,790	20,128	35,450	24,56,368
Nagpur	1,13,300	3,32,254	..	1,10,000	5,55,554
Laxminarayan Institute of Technology.	..	3,987	1,67,099	7,340	1,78,416
Osmania	34,98,342	3,33,220	38,31,562
Patna	60,682	7,82,815	8,43,497
Punjab	4,23,800	33,81,510	22,746	4,02,187	42,30,243
Rangor	1,00,000	41,339	11,712	1,46,378	2,99,429
Travancore	22,26,000	2,43,740	22,182	3,39,678	28,31,600
Uttar Pradesh	40,000	1,68,894	16,790	1,90,429	4,16,113
Total	1,59,07,417	1,57,44,984	12,07,914	1,55,72,202	4,84,32,517

* Includes salaries

† Includes Non-

Finances—1946-47.

Expenditure

Expenditure on					University
Salaries of Teaching Staff 7	Salaries of Administrative Staff 8	Other Recurring Expenses 9	Non-Recurring Expenses 10	Total Expenditure 11	
Rs.	Rs.	Rs.	Rs.	Rs.	
..	82,174	2,77,625	..	3,59,799	Agra.
6,32,661	1,64,353	6,71,834	1,01,639	15,70,487	Aligarh.
10,17,745	1,08,659	4,76,569	69,385	16,72,358	Allahabad.
3,34,451	69,062	7,09,363	23,248	11,36,124	Andhra.
2,20,535	1,28,099	4,38,156	4,96,250	12,83,330	Annamalai.
14,44,714*	..	25,11,699	86,23,467	1,25,79,880	Banaras.
2,41,875	2,61,061	21,75,765	16,395	26,95,096	Bombay.
10,89,132	6,50,269	16,02,290	5,80,583	39,22,274	Calcutta.
5,27,726	1,97,502	5,02,006	8,916	12,37,150	Dacca.
1,92,859	1,00,799	3,96,600	2,86,727	9,76,985	Delhi.
11,66,822	4,15,836	5,02,851	1,47,867	22,23,376	Lucknow.
2,67,189	2,61,914	9,13,420	2,07,864	16,50,387	Madras.
10,33,576	3,50,891	11,63,025†	..	25,48,392	Mysore.
67,345	1,09,200	2,22,554	72,631	4,71,730	Nagpur.
37,804	18,000	72,606	77,978	2,06,388	Laxminarayan Institute of Technology.
23,53,529	1,84,194	8,54,619	..	34,92,342	Osmania.
..	65,430	7,94,568	3,629	8,63,627	Patna.
5,64,396	4,02,405	27,87,248	..	37,54,049	Punjab.
56,104	19,377	67,857	1,30,659	2,73,997	Saugor.
5,46,625	5,45,401	14,76,102	3,961	25,72,089	Travancore.
..	30,070	2,05,289	..	2,35,359	Utkal.
1,17,85,088	41,64,686	1,89,24,246	1,08,51,199	4,57,25,219	Total.

* of Administrative Staff.
 † recurring expenses.

Income

Table VI.—Universities'

University	Income from						Total
	Grant by			Fees	Endowments	Other Sources	
	Central Government	Provincial Governments	State Governments				
1	2	3	4	5	6	7	8
	Rs.	Rs.	Rs.	Rs.	Rs.	Rs.	Rs.
Agra	43,353	26,787	3,42,766	..	13,359	4,26,265
Aligarh	6,38,242	64,400	75,250	3,21,286	9,213	3,71,971	14,80,362
Allahabad	10,00,000	10,14,400	..	6,89,618	..	71,179	27,75,197
Andhra	10,000	4,42,000	3,00,000	6,66,862	38,191	5,36,536	19,93,589
Annamalai	9,16,451	..	2,95,053	2,44,764	1,20,883	15,77,151
Banaras	19,02,534	1,42,735	66,650	9,35,225	13,22,147	41,76,861	85,46,155
Bombay	47,697	3,05,484	..	23,86,393	3,45,758	6,53,972	37,39,304
Calcutta	8,27,112*	..	20,90,155	1,65,783	8,03,396	39,86,446†
Delhi	19,66,558	3,57,899	..	12,73,834	35,98,291
East Punjab	10,00,000	1,76,570	..	2,90,934	11,76,570	6,953	26,51,027
Lucknow	12,68,657	..	10,26,180	22,94,837
Madras	1,20,000	5,00,000	..	11,82,709	29,938	4,56,186	22,88,833
Mysore	22,76,000	6,88,452	45,374	1,75,506	31,85,332
Nagpur	405	1,89,037	..	3,77,735	..	46,340	6,13,517
Oermania	62,63,948	6,10,669	34,089	..	69,08,706
Patna	79,750	..	12,34,523	13,14,273
Rajputana	2,15,500	1,98,183	..	32,060	4,45,743
Saugor	7,88,563	..	1,70,446	64,482	7,04,009	17,27,500
Travancore	34,00,000	7,50,582	..	11,188	41,61,770
Utkal	61,184	..	2,33,947	101	63,818	3,59,060
Total	66,86,436	68,10,706	1,26,24,115	1,48,49,620	34,76,410	95,18,051	5,39,73,358

*Includes Rs. 2,112 grant

† Excludes Rs. 8,94,280 - & Rs. 2,10,459 - grants from Central

‡ Separate figures

§ Included in expenditure

Finances, 1947-48.

Expenditure

Expenditure on					University
Non-recurring 9	Recurring				
	Salaries		Equipment		
	Research guiding Teaching, and Tech. Staff 10	Adm., Ministerial and lower Staff 11	Appara- tus 12	Furni- ture etc. 13	
Rs.	Rs.	Rs.	Rs.	Rs.	
10,000	..	98,034	..	4,463	Agra.
1,65,325	6,45,104	2,30,279	30,614	6,840	Aligarh.
70,101	9,24,979	2,30,578	1,06,972	17,601	Allahabad.
2,38,113	3,31,038	2,02,394	1,44,698	20,806	Andara.
4,15,341	2,23,644	1,23,605	54,763	8,465	Annamalai.
9,21,956	17,50,171†	..	2,00,700	50,533	Banaras.
1,96,250	2,87,545	2,48,718	18,005	..	Bombay.
96,133	12,87,221	12,81,267	62,796	11,017	Calcutta.
13,34,305	2,56,075	1,01,287	44,974	24,485	Delhi.
..	‡	1,52,708	East Punjab.
78,668	12,79,914	3,75,839	1,10,803	30,281	Lucknow.
1,42,838	2,42,390	3,19,111	73,376	17,096	Madras.
2,68,180	13,49,857	3,52,260	2,60,859	..	Mysore.
..	85,957	1,21,976	26,309	22,623	Nagpur.
6,89,239	41,06,953†	..	5,96,453†	..	Osmania.
..	..	85,699	..	12,001	Patna.
..	..	55,124	..	15,016	Rajputana.
2,92,805	1,96,599	49,073	3,32,194†	..	Saugor.
7,52,954	6,89,201	4,17,463	52,212	14,928	Travancore.
..	..	32,828	..	6,009	Utkal.
56,72,208	1,36,57,248	44,79,243	21,16,028	2,62,164	Total.

from Assam Govt.

Govt. and other bodies respectively for specific purposes
not available.

figures for other items.

Expenditure

Table VI.—Universities'

University	Expenditure on				
	Recurring				
	Scholarships and Stipends	Library	Supplies and Consumable Stores	Research Development	Conduct of Examinations
	14	15	16	17	18
	Rs.	Rs.	Rs.	Rs.	Rs.
Agre	11,660	15,338	2,18,261
Aligarh	17,189	21,257	38,822	22,500	1,13,486
Allahabad	38,366	15,000	68,608
Andhra	27,318	22,490	2,31,173
Annamalai	27,532	39,396	..	17,235	42,034
Banaras	1,35,464	35,932	1,23,927
Bombay	3,06,254	1,11,089	71,419	72,496	14,86,198
Calcutta	61,120	79,118	1,57,822	51,414	9,65,683
Delhi	32,693	66,397	34,339	..	91,463
East Punjab	38,541	..	21,719	1,94,102
Lucknow	42,746	64,312	43,779	40,273	1,35,480
Madras	67,501	65,622	50,818	64,793	5,74,728
Mysore	1,88,258	..	1,71,984	..	1,26,886
Nagpur	2,312	16,257	4,442	3,500	1,83,695
Osmania
Patna	24,351	30,000	15,981	37,000	5,71,291
Rajputana	1,156	23,918
Sauger	2,619	54,691	72,614	..	17,230
Travancore	16,975	54,325	57,373	46,313	1,30,261
Utkal	530	990	..	1,937	2,30,723
Total	10,04,035	7,30,765	7,19,393	3,79,216	55,29,147

*Excludes Rs. 4,19,332 and Rs. 68,405 spent on purposes specified

Finances, 1947-48—contd.

Expenditure

Expenditure on					
Recurring				Grand Total	University
Hostels	Games & Sports	Other Items	Total		
19	20	21	22	23	
Rs.	Rs.	Rs.	Rs.	Rs.	
..	2,689	88,260	4,39,705	4,49,705	Agra.
..	..	6,01,636	16,27,737	17,93,062	Aligarh.
37,567	..	2,86,880	17,26,551	17,96,652	Allahabad.
29,561	10,553	4,69,379	14,89,410	17,27,523	Andhra.
570	15,822	6,08,744	11,61,810	15,77,151	Annamalai.
2,00,281	36,090	41,82,763	67,15,861	76,37,817	Banaras.
12,807	37,178	4,67,706	31,19,415	33,15,665	Bombay.
33,029	5,958	6,98,503	46,94,948	47,91,081*	Calcutta
..	..	3,38,579	9,90,892	23,25,197	Delhi.
..	..	2,86,643	6,93,713	6,93,713	East Punjab.
60,481	1,601	2,75,918	24,61,427	25,40,095	Lucknow.
1,351	9,969	2,07,667	16,94,412	18,37,250	Madras.
36,117	25,100	4,05,831	29,17,152	31,85,332	Mysore.
18,962	8,056	88,324	5,82,413	5,82,413	Nagpur.
..	47,03,406	53,92,645	Oermania.
..	2,700	5,03,269	12,82,292	12,82,292	Patna
..	..	1,38,943	2,34,157	2,34,157	Rajputana.
18,905	3,532	6,88,107	14,46,855	17,38,660	Saugor.
6,62,020	52,288	..	21,93,359	29,46,313	Travancore.
..	..	63,021	3,36,074	3,36,074	Utkal.
11,11,651	2,11,536	1,03,10,163	4,95,10,589	4,61,82,797	Total.

by the Central Govt. and other Bodies respectively.

Table VII.—Cost of Education per Scholar per Annum in India (Less States).

Year	School Stage		University Stage†				
	Primary*	Secondary*	Government Colleges*	Non-Government Colleges*	Arts and Science Colleges*	Professional Colleges*	Unitary Universities
	2	3	4	5	6	7	8
	Rs.	Rs.	Rs.	Rs.	Rs.	Rs.	Rs.
1926-27	8.4	36.2	494.2	126.6	195.5	429.8	**
1936-37	8.0	35.8	441.0	163.9	195.8	377.4	**
1942-43	8.5	35.8	450.7	164.3	179.9	418.1	**
1946-47	14.2	42.8	532.2	300.7	296.7	422.9	476.9
1947-48‡	16.5	49.9	534.2	313.8	316.3	456.7	527.1

† This includes Intermediate Colleges and classes as the case may be.

* Figures in these columns relate only to Direct Expenditure and not to Indirect Expenditure like the Direction, Inspection, Scholarships, Buildings etc. which cannot be marked to any particular institution.

‡ Allahabad, Annamalai, Lucknow, Mysore and Osmania Universities.


** Figures not available.

‡ Figures for 1947-48 are Provisional and relate to India after partition.

Table VIII.—Cost per Scholar per Annum in Universities having no Intermediate Classes.

University	Cost per Scholar	
	1946-47	1947-48
	Rs.	Rs.
Allahabad	483.1	434.7
Delhi	627.9	507.3
Lucknow	571.1	558.6

EDUCATION IN UNIVERSITIES (NUMBER OF TEACHERS IN 1947/8)



Map 2.

**Table IX. — Cost per Scholar per Annum in Collegiate* Education in India
(Less States).**

Province	Cost per Scholar		
	1942-43	1946-47	1947-48
	Rs.	Rs.	Rs.
Assam	230·2	272·1	141·3
Bengal	260·7	256·8†	269·7
Bihar	327·0	266·9	280·9
Bombay	357·5	350·8	386·5
C. P. & Berar	287·5	360·6	360·6
Madras	295·7	411·4	385·9
Orissa	279·1	473·7	558·1
Punjab	327·4	330·9‡	330·9‡
United Provinces	395·1	363·9	450·0
Delhi	626·0	711·4‡	832·7
Average for all Provinces	324·7	341·8	363·7

* This includes Intermediate Education as well.

† Since the statistics for 1946-47 are not available, figures for the previous year have been shown.

|| Figures relate to the province of West Bengal.

‡ Figures relate to the province of East Punjab.

Table X.—Students on Rolls for Collegiate Education in India (Less States).

Year	Enrolment in Arts and Science Colleges and Universities			Enrolment in Professional and Technical Colleges			Total		
	Men	Women	All persons	Men	Women	All persons	Men	Women	All persons
1	2	3	4	5	6	7	8	9	10
1918-19*	49,815	915	50,730	12,912	188	13,100	62,727	1,103	63,830
1919-20*	51,458	1,024	52,482	13,209	225	13,434	64,667	1,249	65,916
1920-21*	47,017	1,153	48,170	12,919	235	13,154	59,936	1,388	61,324
1921-22*	44,670	1,263	45,933	13,396	266	13,662	58,066	1,529	59,595
1922-23*	51,416	1,477	52,893	14,198	294	14,492	65,614	1,771	67,385
1923-24*	56,814	1,622	58,436	15,792	292	16,084	72,606	1,914	74,520
1924-25*	62,189	1,807	63,996	17,877	303	18,180	80,166	2,110	82,276
1925-26*	67,988	1,881	69,869	17,396	324	17,720	85,384	2,205	87,589
1926-27*	70,035	1,933	71,968	17,606	345	17,951	87,641	2,278	89,919
1927-28*	71,051	2,099	73,150	17,174	352	17,526	88,225	2,431	90,656
1928-29*	73,936	2,280	76,216	17,632	409	18,041	91,568	2,689	94,257
1929-30*	76,383	2,702	79,085	17,642	439	18,081	94,025	3,141	97,166
1930-31*	71,895	2,744	74,639	16,920	469	17,389	88,815	3,213	92,028
1931-32*	74,044	2,966	77,010	17,904	579	18,483	95,948	3,545	99,493
1932-33*	81,310	3,589	84,899	18,232	630	18,862	99,542	4,219	1,03,761
1933-34*	84,859	4,059	88,918	18,724	706	19,430	1,03,583	4,765	1,08,348
1934-35*	87,114	4,671	91,785	19,182	841	20,023	1,06,296	5,512	1,11,808
1935-36*	89,259	5,329	94,579	19,728	917	20,645	1,08,978	6,246	1,15,224
1936-37*	91,513	6,041	97,554	20,271	955	21,226	1,11,784	6,996	1,18,780
1937-38	94,339	6,793	1,01,132	21,273	873	22,146	1,15,612	7,666	1,23,278
1938-39	1,00,770	7,976	1,08,746	22,789	994	23,783	1,23,559	8,970	1,32,529
1939-40	1,09,921	9,615	1,19,536	24,282	1,086	25,368	1,34,293	10,701	1,44,994
1940-41	1,15,696	10,970	1,26,666	24,806	1,580	26,386	1,40,412	12,550	1,52,962
1941-42	1,23,351	11,778	1,35,129	25,400	1,725	27,125	1,45,751	13,503	1,59,254
1942-43	1,12,036	11,958	1,23,994	22,806	1,934	24,740	1,34,842	13,892	1,48,734
1943-44	1,21,705	14,588	1,36,293	25,747	2,256	28,003	1,47,452	16,844	1,64,296
1944-45	1,49,493	17,984	1,67,477	30,995	2,437	33,432	1,71,399	19,521	1,90,920
1945-46	1,58,354	17,104	1,75,458	35,153	3,696	38,849	1,93,537	20,800	2,14,337
1946-47†	1,41,954	16,211	1,58,165	38,156	2,414	40,570	1,18,110	18,625	1,98,735
1947-48‡	1,52,706	17,759	1,70,465	40,444	2,599	43,043	1,93,150	20,358	2,13,508

* Figures include corresponding figures for Burma.

† Excluding Pakistan Provinces and Bangalore.

‡ Figures are provisional and relate to post-partitioned India (Less States), and include the figures for the States merged with different Provinces.

Table XI.—Expenditure on Education in India (Less States) by Sources.

Year	Expenditure From				Total Expenditure
	Government Funds	Local Board Funds	Fees	Endowments etc.	
	Rs.	Rs.	Rs.	Rs.	Rs.
1918-19*	5,43,25,829	1,74,00,463	3,54,65,794	2,26,71,077	12,98,63,073
1919-20*	6,31,62,233	2,13,01,239	3,68,80,459	2,75,53,029	14,88,96,960
1920-21*	7,72,77,612	2,33,84,043	3,78,43,949	2,92,31,599	16,77,37,113
1921-22*	9,02,30,628	2,47,31,150	3,80,08,648	3,07,83,143	19,37,52,969
1922-23*	9,38,67,116	2,51,54,742	3,93,50,490	3,09,04,833	18,84,77,181
1923-24*	9,74,76,422	2,56,83,131	4,33,54,360	3,25,97,338	19,91,11,191
1924-25*	9,98,01,594	2,73,26,096	4,68,63,182	3,47,57,447	20,87,48,319
1925-26*	10,88,57,785	3,26,38,526	4,92,66,752	3,70,29,469	22,77,92,532
1926-27*	11,93,32,854	3,65,91,114	5,21,27,191	3,77,96,413	24,58,47,572
1927-28*	12,66,92,478	3,78,88,437	5,44,71,633	3,92,26,271	25,82,78,819
1928-29*	13,18,10,145	3,94,14,369	5,78,17,829	4,16,89,910	27,07,32,253
1929-30*	13,25,38,044	4,24,65,600	6,04,61,368	3,88,17,066	27,42,82,018
1930-31*	13,60,97,116	4,38,29,132	6,14,58,989	4,17,76,209	28,31,61,446
1931-32*	12,46,00,481	4,38,18,535	6,22,69,534	4,11,68,072	27,18,76,622
1932-33*	11,35,50,258	4,07,05,961	6,29,60,172	4,06,59,477	25,78,75,863
1933-34*	11,47,02,150	4,19,34,311	6,47,89,282	4,03,39,443	26,17,65,186
1934-35*	11,58,73,080	4,15,91,998	6,63,72,985	4,13,73,357	26,52,11,429
1935-36*	11,84,38,873	4,38,60,152	6,89,05,189	4,29,35,475	27,32,39,689
1936-37*	12,08,00,494	4,62,84,288	7,10,55,693	4,24,28,809	28,05,69,374
1937-38	11,43,12,641	4,27,11,053	7,08,03,958	4,29,36,832	26,98,64,484
1938-39	12,25,39,548	4,18,37,355	7,32,29,410	4,06,02,179	27,81,99,492
1939-40	13,03,79,765	4,19,13,977	7,78,65,641	4,07,27,538	29,08,76,321
1940-41	12,89,01,709	4,61,65,257	8,22,11,167	4,11,25,072	29,84,03,205
1941-42	13,51,72,784	4,53,11,728	8,54,57,745	4,26,37,286	30,85,79,543
1942-43	13,58,31,564	4,87,67,656	8,46,04,523	4,39,38,397	31,61,42,080
1943-44	14,91,52,813	5,22,40,650	9,68,60,447	4,64,43,648	34,46,97,558
1944-45	16,89,72,825	5,95,97,016	10,94,10,972	5,26,69,604	39,06,50,417
1945-46	19,54,17,441	7,06,85,143	12,67,79,843	6,71,54,874	46,00,37,401
1946-47	25,94,14,098	8,39,57,206	15,24,26,160	8,67,88,965	57,65,86,429
1947-48†	24,34,61,914	7,67,70,087	12,72,79,987	7,55,18,115	52,30,30,103

* Figures include corresponding figures for Burma.

† Figures are provisional and relate to post-partitioned India (Less States).

Table XII.—Expenditure on Education

Year	Direct Expenditure				
	Universities	Arts & Science colleges	Professional colleges	Secondary Schools	Primary Schools
	1	2	3	4	5
	Rs.	Rs.	Rs.	Rs.	Rs.
1918-19*	43,97,221	75,77,778	38,94,654	3,66,71,903	3,53,27,294
1919-20*	57,45,908	84,39,045	43,31,726	4,00,37,714	4,06,26,985
1920-21*	57,62,371	1,00,31,647	50,63,589	4,49,32,587	4,53,72,837
1921-22*	73,40,578	1,10,42,338	59,77,514	4,87,26,905	5,09,08,107
1922-23*	62,55,733	1,11,33,115	67,26,878	4,97,79,820	5,36,92,725
1923-24*	77,50,557	1,01,06,704	57,45,047	5,53,88,397	5,65,44,830
1924-25*	83,75,697	1,18,37,611	65,16,290	5,88,04,398	5,96,65,211
1925-26*	95,40,609	1,19,87,176	69,94,332	6,31,10,572	6,35,58,298
1926-27*	1,00,53,859	1,28,03,059	76,35,792	6,79,76,249	6,95,21,696
1927-28*	1,11,58,956	1,33,56,084	78,34,946	7,22,31,893	7,28,71,587
1928-29*	1,43,29,539	1,41,60,722	80,35,951	7,67,32,289	7,65,67,441
1929-30*	1,19,52,653	1,45,49,917	81,48,772	8,07,35,134	7,91,67,481
1930-31*	1,35,63,245	1,46,61,508	84,33,587	8,37,38,989	8,14,41,917
1931-32*	1,32,07,788	1,45,68,734	81,38,162	8,34,62,837	8,12,60,290
1932-33*	1,32,85,106	1,47,04,831	77,27,347	8,09,64,233	7,84,05,582
1933-34*	1,31,30,857	1,54,93,950	75,15,988	8,36,25,162	8,00,44,690
1934-35*	1,38,26,525	1,57,43,962	74,69,762	8,51,55,313	8,05,68,457
1935-36*	1,41,16,980	1,64,69,559	77,95,007	8,64,69,790	8,20,99,287
1936-37*	1,43,83,507	1,69,54,801	77,92,265	9,08,10,876	8,37,80,039
1937-38	1,27,70,903	1,77,69,871	78,37,364	8,47,43,746	8,32,45,413
1938-39	1,32,72,850	1,78,93,416	81,94,430	8,74,71,633	8,58,70,463
1939-40	1,38,36,577	1,86,76,247	82,19,584	9,07,88,253	8,97,46,630
1940-41	1,40,88,580	1,94,37,137	88,34,595	9,38,80,239	9,12,37,580
1941-42	1,54,45,565	2,04,21,475	90,40,508	9,64,24,103	4,49,51,601
1942-43	1,54,68,662	2,02,76,691	1,02,79,300	9,77,90,872	9,90,86,653
1943-44	1,72,78,506	2,21,68,397	1,05,14,793	10,67,13,361	10,88,51,424
1944-45	1,93,34,413	2,49,82,656	1,19,76,934	12,22,70,783	12,45,41,262
1945-46	1,99,89,476	3,55,44,818	1,51,29,755	13,82,14,770	14,35,25,623
1946-47	2,29,78,703	4,39,17,909	1,56,44,211	17,01,91,842	16,48,66,503
1947-48†	2,39,88,676	2,99,30,297	1,96,56,997	13,85,93,657	18,07,50,557

* Figures for these years include
† Figures for 1947-48 are Provisional

in India (Less States) by Type of Education.

Direct Expenditure			Indirect Expenditure	Grand Total	Year
Other Institutions 7	Boards of Secondary and Intermediate Education 8	Total 9			
Rs.	Rs.	Rs.	Rs.	Rs.	
83,77,501	..	9,62,46,351	3,36,16,722	12,98,63,073	1918-19.*
99,94,298	..	10,91,75,376	3,97,21,584	14,88,96,960	1919-20.*
1,15,19,944	..	12,26,82,975	4,50,54,138	16,77,37,113	1920-21.*
1,37,01,594	..	13,76,97,036	4,60,55,933	18,37,52,969	1921-22.*
1,46,44,229	..	14,12,32,500	4,72,44,681	18,84,77,181	1922-23.*
1,43,43,293	..	14,98,87,828	4,92,23,363	19,91,11,191	1923-24.*
1,44,28,713	..	15,96,47,920	4,91,00,399	20,87,48,319	1924-25.*
1,59,73,671	..	17,11,64,658	5,66,27,874	22,77,92,532	1925-26.*
1,72,92,532	..	18,52,83,187	6,05,64,385	24,58,47,572	1926-27.*
1,82,06,019	2,93,413	19,59,52,900	6,23,25,919	25,82,78,819	1927-28.*
1,98,86,432	3,17,351	21,00,19,725	6,07,12,528	27,07,32,253	1928-29.*
2,05,80,669	3,48,425	21,54,82,988	5,87,99,030	27,42,82,018	1929-30.*
2,04,08,831	3,29,469	22,25,77,546	6,05,83,900	28,31,61,446	1930-31.*
1,85,95,173	3,23,857	21,94,86,841	5,23,69,781	27,18,56,622	1931-32*.
1,67,61,262	3,35,994	21,21,84,355	4,56,91,513	25,78,75,868	1932-33.*
1,67,27,117	3,53,989	21,68,90,853	4,48,74,333	26,17,65,186	1933-34.*
1,61,32,906	3,76,632	21,92,64,557	4,59,46,863	26,52,11,420	1934-35.*
1,66,79,749	4,11,298	22,60,41,651	4,71,98,038	27,32,39,689	1935-36.*
1,73,24,951	4,35,905	23,14,82,344	4,90,87,039	28,05,69,374	1936-37.*
1,72,64,730	4,19,807	22,40,51,834	4,58,12,650	26,98,64,484	1937-38.
1,78,66,324	4,20,495	23,09,89,611	4,72,09,881	27,81,99,492	1938-39.
1,87,97,522	4,23,058	24,04,87,871	5,03,88,450	29,08,76,321	1939-40.
1,92,45,525	4,57,076	24,72,10,732	5,11,92,473	29,84,03,205	1940-41.
1,91,99,096	5,19,687	25,60,02,035	5,25,77,508	30,85,79,543	1941-42.
2,10,65,070	5,22,484	26,44,91,732	5,16,50,348	31,61,42,080	1942-43.
2,11,59,217	5,72,583	28,72,58,281	5,74,39,277	34,46,97,558	1943-44.
2,47,03,746	6,79,607	32,84,89,461	6,21,80,956	39,06,50,417	1944-45.
2,84,56,280	8,38,208	38,14,89,930	7,85,47,471	46,00,37,401	1945-46.
3,46,57,466	9,73,461	47,62,28,095	10,03,58,334	57,65,86,429	1946-47.
2,94,48,592	11,84,355	42,35,52,231	9,94,77,872	52,30,30,103	1947-48.†

corresponding figures for Burma.
and relate to post-partitioned India (Less States).

Table XIII—Results of University

University	Intermediate Arts			Intermediate Science		
	Number Appeared	Number Passed	Percentage of Passes	Number Appeared	Number Passed	Percentage of Passes
1	2	3	4	5	6	7
Aligarh	635	349	55.0	174	105	60.3
Allahabad	2,115*	620*	29.3*
Andhra
Banaras	225	169	75.1	175	100	57.1
Bombay	1,729	687	39.7	978	460	47.1
Calcutta	4,143	1,967	47.5	4,426	2,081	47.2
Decca
Delhi	283	115	40.6	140	49	29.6
Lucknow
Madras	7,653*	2,705*	35.3*
Mysore
Nagpur	333	181	54.4	178	104	58.4
Osmania	249	99	39.8
Patna	1,090	435	39.9	355	158	44.5
Punjab	1,905	1,011	53.1	1,162	591	50.9
Total	20,360	8,338	41.0	7,586	3,639	48.0

University	B.Sc. (Pass)			B.Sc. (Hons.)		
	Number Appeared	Number Passed	Percentage of Passes	Number Appeared	Number Passed	Percentage of Passes
1	14	15	16	17	18	19
Aligarh	65	31	47.7	9	9	100.0
Allahabad	210	161	76.7	18	16	88.9
Andhra
Banaras	85	51	60.0	2	2	100.0
Bombay	329	186	56.5
Calcutta	958	432	45.1	253	146	57.7
Decca	114	64	56.1	37	15	40.5
Delhi	36	14	38.8	7	1	14.3
Lucknow	56	41	73.2	5	4	80.0
Madras	11	5	45.5
Mysore	†	59
Nagpur	53	27	50.9
Osmania
Patna	80	23	35.0	7	3	42.9
Punjab	209	96	45.9	20	11	55.0
Total	2,206	1,195	54.2	358	207	57.8

* Includes figures for Intermediate Science.

† The number cannot be stated, as the candidates may.

‡ Declared eligible for the Degree on the merits of the

Examinations, 1926-27.

B.A. (Pass)			B.A. (Hon.)			University
Number Appeared	Number Passed	Percentage of Passes	Number Appeared	Number Passed	Percentage of Passes	
8	9	10	11	12	13	
274	185	67.5	12	7	58.3	Aligarh. Allahabad Andhra.
574	350	61.0	
783	263	33.6	
155	106	68.4	3	3	100.0	Banaras.
966	532	55.1	434	372	85.7	Bombay.
2,614	845	32.3	463	311	67.2	Calcutta.
130	72	55.4	39	21	53.8	Decca.
151	84	42.4	51	20	39.2	Delhi.
164	103	62.8	11	10	90.9	Lucknow.
f	1,671	..	189	161	85.2	Madras.
†	194	Mysore.
238	115	48.3	Nagpur.
135	54	40.0	Osmania.
752	280	37.2	104	51	49.0	Patna.
1,509	785	52.0	333	95	28.5	Punjab.
8,445	5,619	66.5	1,639	1,051	64.1	Total.

M.A.			M.Sc.			University
Number Appeared	Number Passed	Percentage of Passes	Number Appeared	Number Passed	Percentage of Passes	
20	21	22	23	24	25	
127	88	69.3	7	6	85.7	Aligarh. Allahabad. Andhra.
169	135	79.9	61	51	83.6	
..	
25	20	80.0	17	13	76.5	Banaras. Bombay. Calcutta.
71	46	64.8	14	14	100.0	
359	229	63.8	149	93	62.4	
68	56	82.3	28	23	82.1	Decca.
28	13	46.4	Delhi.
50	48	96.0	19	19	100.0	Lucknow.
120	52	43.3	..	21	..	Madras.
24	15	62.5	Mysore.
18	15	83.3	10	9	90.0	Nagpur.
9	6	66.7	Osmania.
53	37	69.8	6	4	66.7	Patna.
123	65	52.8	31	25	80.6	Punjab.
1,244	825	66.3	342	250	75.7	Total.

at their option, take the examination either as a whole or in parts, thesis submitted.

Table XIII.—Results of University

University	Intermediate (Arts)			Intermediate (Science)		
	Number Appeared	Number Passed	Percentage of passes	Number Appeared	Number Passed	Percentage of passes
	2	3	4	5	6	7
Agra		155	77.9	132	83	62.8
Aligarh	199					
Allahabad		731*	32.5*			
Andhra	2,247*					
Annamalai	165*	77*	46.7*			
Banaras	314	201	64.0	252	113	44.8
Bombay	2,334	1,364	58.4	1,844	932	50.7
Calcutta	6,218	3,404	54.7	3,356	1,813	54.0
Decca						
Delhi	603	355	58.8	162	108	66.4
Lucknow						
Madras	5,072*	1,890*	37.4*			
Mysore	318	103†	32.4	730	214†	29.3
Nagpur	672	355	52.8	250	115	46.0
Osmania	563*	227*	40.3*			
Patna	1,072	585	54.6	480	258	53.7
Punjab	3,793	2,299	60.6	1,167	758	64.9
Total	23,570	11,755	49.9	8,173	4,392	53.7

University	B. A. (Pass)			B. A. (Hons.)		
	Number Appeared	Number Passed	Percentage of passes	Number Appeared	Number Passed	Percentage of passes
	8	9	10	11	12	13
Agra	1,052	535	50.9			
Aligarh	212	161	76.0	8	8	100.0
Allahabad	502	350	69.7	37	29	78.4
Andhra	890	299	33.6	18	13	72.2
Annamalai	16	10	62.5	23	23	100.0
Banaras	311	197	63.3	15	2	13.3
Bombay	1,153	758	65.7	596	554	92.9
Calcutta	3,434	1,743	50.5	670	524 †	78.2
Decca	209	116	55.5	51	41 †	80.4
Delhi	306	139	45.4	40	35 †	87.5
Lucknow	340	229	67.3	47	38	80.8
Madras	2,456	960	39.1	143	121	84.6
Mysore	§	76		26	25 †	96.2
Nagpur	621	307	49.4	10	10	100.0
Osmania	126	69	54.8			
Patna	406	218	53.7	159	125	78.6
Punjab	2,810	1,582	56.3	271	118	43.5
Total	14,864	7,749	52.1	2,114	1,666	78.8

*Includes figures for Intermediate Science.

†Includes candidates who completed by passing either parts.

‡Includes candidates who appeared for the Honours Examinations but were awarded pass degrees.

§The number cannot be stated, as the candidates may, at their option, take the examination either as a whole or in parts

Examinations, 1936-37.

University	B. Sc. (Pass)			R. Sc. (Hons.)		
	Number Appeared	Number Passed	Percentage of passes	Number Appeared	Number Passed	Percentage of passes
	14	15	16	17	18	19
Agra	204	137	67.2
Aligarh	75	56	73.3	2	1	50.0
Allahabad	147	93	63.3	30	22	73.3
Andhra	93	36	38.7	25	23	92.0
Annamalai	53	29	54.7	26	26	100.0
Banaras	227	170	74.9	13	5	38.5
Bombay	476	336	70.6
Calcutta	702	432	61.5	231	182	78.8
Dacca	101	58	57.4	20	15	75.0
Delhi	89	49	55.1
Lucknow	104	66	63.5	5	5	100.0
Madras
Mysore	..	84	..	38	35	92.1
Nagpur	127	88	69.3	8	8	100.0
Osmania	83	41	49.4
Patna	71	51	71.8	37	32	86.4
Punjab	324	202	62.3	55	51	92.7
Total	2,876	1,927	67.0	490	405	82.7

University	M. A.			M. Sc.		
	Number Appeared	Number Passed	Percentage of passes	Number Appeared	Number Passed	Percentage of passes
	20	21	22	23	24	25
Agra	130	116	89.2	24	22	91.7
Aligarh	71	66	92.9	27	18	66.7
Allahabad	258*	221*	85.7*	119*	90*	75.6*
Andhra	6	6	100.0	8	8	100.0
Annamalai
Banaras	71	59	83.1	46	41	89.1
Bombay	209	140	67.0	44	36	81.8
Calcutta	548	371	67.7	191	118	61.8
Dacca	59	53	89.8	31	25	80.6
Delhi	71	47	66.1
Lucknow	144	139	96.5	37	37	100.0
Madras	215	99	46.0	17	15	88.2
Mysore	11	11	100.0	12	11	91.7
Nagpur	109	78	71.6	21	12	57.1
Osmania	23*	21*	91.3*	27*	19*	70.4*
Patna	92	73	79.3	17	10	58.8
Punjab	308	183	59.4	52	45	86.5
Total	2,325	1,683	72.4	673	507	75.3

* Includes candidates who appeared for the Honours Examinations but were awarded Pass Degrees.

† Excludes 3 of 1936 and 1 of 1935.

* Represents figures for both 'Final' and 'Previous' examinations

M570MofEdn.

Table XIII.—Results of University

University	Intermediate (Arts)					
	No. Ap- peared	Number passed				Percent- age of passes
		1st Divi- sion	2nd Divi- sion	3rd Divi- sion	Total	
1	2	3	4	5	6	7
Agra						
Aligarh	240	10	100	68	178	74.2
Allahabad						
Andhra*	3,578	192	1,146		1,338	37.4
Annamalait†	292	25	125		150	51.4
Banaras	164	5	48	47	100	61.0
Bombay	2,185	5	277	1,111	1,393	63.7
Calcutta	7,029	869	1,548	1,236	3,653	52.0
Dacca						
Delhi	749	28	217	205	450	60.1
Lucknow						
Madras	4,642	868	1,531		2,399	51.8
Mysoore*	2,160	46	117	831	944	48.0
Nagpur	951	25	247	328	600	63.0
Osmania	501	1	33	127	161	32.1
Patna	2,062	16	111	783	910	44.1
Punjab	5,092	140	753	2,248	3,141	61.7
Travancore	563	15	215		230	40.9
Total	29,208	2,245	6,468	6,984	15,697	53.7

University	Intermediate Science					
	No. Ap- peared	Number (Passed)				Percentage of Passes
		1st Divi- sion	2nd Divi- sion	3rd Divi- sion	Total	
8	9	10	11	12	13	
Agra						
Aligarh	235	9	75	65	149	63.4
Allahabad						
Andhra†						
Annamalait†						
Banaras	302	7	71	92	170	56.2
Bombay	2,277	109	480	798	1,387	61.1
Calcutta	4,472	645	962	714	2,321	51.9
Dacca						
Delhi	313	18	79	60	147	47.0
Lucknow						
Madras	2,348	4	655		659	28.9
Mysoore†						
Nagpur	300	15	81	94	190	63.3
Osmania	533	3	55	133	191	35.8
Patna	709	31	71	236	338	47.7
Punjab	2,164	175	547	685	1,407	65.0
Travancore	1,008	148	341		489	48.6
Total	14,654	1,164	3,417	2,867	7,448	50.8

*Separate figures for Intermediate Arts and Science not available.
†Figures included in Intermediate (Arts).

Examinations, 1942-43.

University	B. A. (Pass)					
	No. Ap- peared	Number Passed				Percentage of passes
		1st Divi- sion	2nd Divi- sion	3rd Divi- sion	Total	
		14	15	16	17	
Agra	1,085	3	230	469	702	64.7
Aligarh	261	14	96	90	200	76.6
Allahabad	678	9	187	290	486	71.7
Andhra	833	13	37	231	281	33.7
Annamalai	42				19	45.2
Banaras	199	4	23	46	138	69.3
Bombay	788			482	492	62.4
Calcutta	4,621	276			2,443	52.8
Dacca	189				101	53.4
Delhi	492	1	51	157	209	42.5
Lucknow	434	1	93	241	335	77.2
Madras	2,843	63	153	979	1,195	42.0
Mysore	253		28	115	143	56.5
Nagpur	648	9	110	256	375	57.8
Osmania	293		29	96	125	42.7
Patna	799	11		320	331	41.8
Punjab	3,710	98	115	1,710	1,923	51.8
Travancore	252		3	137	140	55.6
Total	18,411	502	1,220	8,072	9,914	53.8

University	B. A. (Hons.)					
	No. Ap- peared	Number Passed				Percentage of passes
		1st Divi- sion	2nd Divi- sion	3rd Divi- sion	Total	
		20	21	22	23	
Agra						
Aligarh	9	3	3	3	9	100.0
Allahabad						
Andhra	42	9	12	9	30	71.4
Annamalai	47	9	18	20	47	100.0
Banaras						
Bombay	604	39	227	248	514	85.1
Calcutta	592	28	316	138	482	81.4
Dacca	137	11	56	42	109	79.6
Delhi	85	8	37	13	58**	68.2
Lucknow	85	7	38	30	75	88.2
Madras	184	27	90	60	177	96.2
Mysore	42	7	20	10	37	88.0
Nagpur	11	1	5	5	11	100.0
Osmania						
Patna	228	13	92	52	157	68.8
Punjab	230	1	1	179	181	78.7
Travancore	25	4	10	10	24†	96.0
Total	2,321	167	925	819	1,911	82.6

† Separate figures for different divisions not available.

** Besides these, 5 were declared eligible for B. A. Pass Degree.

† Excludes 1 candidate who was declared eligible for the B. A. Pass Degree

Table XIII.—Results of University

University	B. Sc. (Pass)					
	No. Appeared 26	Number passed				Percentage of Passes 31
		1st Division 27	2nd Division 28	3rd Division 29	Total 30	
Agra	248	18	86	49	153	61.7
Aligarh	82	4	43	18	65	79.2
Allahabad	148	15	41	38	94	63.5
Andhra	170	6	16	59	81	47.6
Annamalai	87	53†	60.9
Banaras	156	8	51	33	92	59.0
Bombay	661	82	285	179	526	79.6
Calcutta	1,462	403	..	680	1,083	74.1
Dacca	80	46†	54.0
Delhi	122	1	55	14	70	58.0
Lucknow	100	13	42	24	79	79.0
Madras	908	58	159	313	530	58.4
Mysore	306	20	44	102	166	54.3
Nagpur	141	13	33	34	80	56.0
Osmania	130	3	27	28	58	44.6
Patna	122	11	..	53	64	52.4
Punjab	409	..	56	159	215	52.6
Travancore	366	1	5	187	193	52.7
Total	5,698	636	943	1,970	3,648	64.0

University	B. Sc. (Hons.)					
	No. Appeared 32	Number Passed				Percentage of Passes 37
		1st Division 33	2nd Division 34	3rd Division 35	Total 36	
Agra
Aligarh	2	..	1	1	2	100.0
Allahabad	5	3	1	1	5	100.0
Andhra	25	12	8	2	22	88.0
Annamalai	22	9	7	6	22	100.0
Banaras
Bombay	661
Calcutta	326	11	44	92	147	45.1
Dacca	34	2	11	10	23	67.6
Delhi
Lucknow	10	4	4	..	8	80.0
Madras	179	30	29	118	177	98.9
Mysore	52	11	19	13	43	82.5
Nagpur	7	3	2	..	5	71.5
Osmania
Patna	43	3	14	11	28	65.1
Punjab	76	10	25	26	61	80.2
Travancore	2	..	1	1	2	100.0
Total	1,444	98	166	281	545	37.7

† Separate figures for different divisions not available.

Examinations, 1942-43.—contd.

University	M. A.					Percentage of Passes
	No. Appeared	Number Passed			Total	
		1st Division	2nd Division	3rd Division		
	38	39	40	41	42	43
Agra	275	26	96	124	246	89.4
Aligarh	132	23	55	48	126	95.5
Allahabad	198	24	93	68	185	93.4
Andhra	14*	14*	100.0
Annamalai
Banaras	53	6	29	9	44	83.0
Bombay	197	15	49	72	136	69.0
Calcutta	603	44	234	141	419	69.4
Dacca	134	12	79	31	122	91.0
Delhi	75	7	15	25	47	62.7
Lucknow	191	24	98	61	183	95.8
Madras	84	11	30	27	68	80.9
Mysore	21	9	9	..	18	85.7
Nagpur	115	7	34	52	93	81.0
Osmania	28	1	12	12	25	89.3
Patna	128	31	30	50	111	86.7
Punjab	544	49	130	193	372	68.4
Travancore	6	..	1	5	6	100.0
Total	2,798	289	994	918	2,215	79.2

University	M. Sc.				Percentage of Passes	
	No. Appeared	Number Passed				Total
		I Division	II Division	III Division		
	44	45	46	47	48	49
Agra	20	5	11	..	16	80.0
Aligarh	26	5	18	3	26	100.0
Allahabad	56	26	20	6	52	92.8
Andhra	21	11	9	..	20	95.2
Annamalai
Banaras	38	5	22	5	32	84.2
Bombay	79	1	4	52	57	72.2
Calcutta	164	46	66	12	114	69.5
Dacca	32	12	12	5	29	90.6
Delhi
Lucknow	50	9	30	9	48	96.0
Madras	6	3*	50.0
Mysore	24	10	11	..	21	87.5
Nagpur	21	4	6	6	16	76.2
Osmania	9	3	4	1	8	88.9
Patna	27	10	9	5	24	88.8
Punjab	51	9	27	5	41	80.3
Travancore	1
Total	625	156	239	109	507	81.1

* There is no examination given to 1st and 2nd class B. A. (Hons.) or B. Sc. (Hons.) candidates subsequent to their taking the B. A. (Hons.) or B. Sc. (Hons.) Degree.

NOTE.—Statistics of the results of Professional Examinations of certain Universities are given below :—

1. Allahabad :—LL.B.—203 Appeared, 193 passed ; LL.M.—2 Appeared, 1 passed ; M. Ed.—14 Appeared, 12 passed ; B. Com.—102 Appeared, 75 passed ; M. Com.—18 Appeared, 18 passed ; B. Sc. (Ag.)—29 Appeared, 28 Passed.

2. Banaras :—I. Com.—93 Appeared, 48 passed.

3. Dacca :—B. T.—107 Appeared, 103 passed ; B. Com.—47 Appeared, 13 passed ; B. (Ag.)—19 Appeared, 18 passed ; B. Sc. (Ag.)—19 Appeared, 11 passed.

4. Delhi :—LL.B.—21 Appeared, 20 passed.

5. Mysore :—M. B., B. S.—31 Appeared, 18 passed ; B. E.—64 Appeared, 53 passed ; B. T.—54 Appeared, 51 passed.

6. Osmania :—LL.B.—58 Appeared, 51 passed ; M. B., B. S.—27 Appeared, 16 Passed ; B. E.—18 Appeared, 9 passed ; M. Ed.—5 Appeared, 4 passed.

Table XIII.—Results of University

University	Intermediate (Arts)					
	No. Ap- peared	Number Passed				Percent- age of passes
		I Divi- sion	II Divi- sion	III Divi- sion	Total	
1	2	3	4	5	6	7
Agra	235	7	76	61	144	61.2
Aligarh
Allahabad
Andhra*	5,731	217	1,664	..	1,881	32.8
Annmalai*	689	51	230	..	281	40.8
Banaras	252	2	70	122	194	76.9
Bombay	4,891	5	376	2,599	2,980	60.9
Calcutta	11,719	1,092	2,704	2,019	5,815	49.6
Dacca
Delhi
Lucknow
Madras*	14,083	1,496	4,406	..	5,902	41.9
Mysore	736	2	41	304	347	47.1
Nagpur	1,840	10	354	687	1,051	56.6
Osmania*	1,738	5	160	632	797	45.9
Patna	3,279	12	60	1,401	1,473	44.9
Travancore*	2,034	242	804	..	1,046	51.4
Utkal	972	11	48	447	506	52.0
Total	48,199	3,152	10,993	8,272	22,417	46.5

University	Intermediate (Science)					
	No. Ap- peared	Number Passed				Percent- age of passes
		I Divi- sion	II Divi- sion	III Divi- sion	Total	
8	9	10	11	12	13	
Agra
Aligarh	554	22	141	110	273	49.3
Allahabad
Andhra†
Annmalai†
Banaras	398	34	156	105	295	74.0
Bombay	4,472	200	1,184	866	2,250	50.3
Calcutta	8,204	1,093	1,625	1,188	3,906	47.6
Dacca
Delhi
Lucknow
Madras†
Mysore	2,884	86	157	813	1,056	36.6
Nagpur	434	19	115	118	252	58.2
Osmania†
Patna	991	37	96	372	505	51.0
Travancore†
Utkal	499	24	74	161	259	51.9
Total	18,436	1,515	3,548	3,733	8,796	67.7

* Include figures for Intermediate (Science) also.
† Figures included in Intermediate (Arts).

Examinations, 1946-47.

University	B. A. (Pass)					
	No. Ap- peared	Number Passed			Total	Percent- age of passes
		I Divi- sion	II Divi- sion	III Divi- sion		
14	15	16	17	18	19	
Agra	1,675	13	467	808	1,288	76.9
Aligarh	284	17	139	62	218	77.1
Allahabad	844	11	260	413	684	81.0
Andhra	1,364	20	64	346	430	31.5
Annamalai	72	*	*	*	51	70.8
Banaras	373	1	76	195	272	72.9
Bombay	385	284	284	73.8
Calcutta	3,157	174	..	1,796	1,970	62.4
Dacca	132	*	*	*	77	58.3
Delhi	367	8	2	204	214	58.3
Lucknow	653	4	80	369	453	69.4
Madras	3,954	81	200	1,400	1,681	42.5
Mysore	446	..	18	269	287	64.1
Nagpur	1,056	8	203	395	606	57.4
Osmania	342	..	35	183	218	63.7
Patna	1,163	*	*	*	588	50.6
Travancore	295	*	*	*	185	63.1
Utkal	205	81	39.5
Total	16,767	337	1,544	6,724	9,588	57.2

University	B. A. (Hons.)					
	No. Ap- peared	Number Passed			Total	Percent- age of passes
		I Divi- sion	II Divi- sion	III Divi- sion		
20	21	22	23	24	25	
Agra
Aligarh	8	2	2	4	8	100.0
Allahabad
Andhra	62	8	13	10	31	50.0
Annamalai	40	7	23	9	39	97.5
Banaras	13	1	1	7.6
Bombay	2,058	43	359	1,114	1,516	73.4
Calcutta	491	26	267	134	427	87.0
Dacca	76	11	30	19	60	78.9
Delhi	96	13	22	37	72	75.0
Lucknow	90	9	36	28	73	81.1
Madras	271	45	117	79	241	88.9
Mysore	48	5	28	14	47	98.0
Nagpur	8	..	2	4	6	75.0
Osmania
Patna	230	18	113	44	175	76.0
Travancore	4	..	3	..	3	75.0
Utkal	95	7	42	22	71	74.7
Total	3,588	195	1,057	1,518	2,770	77.2

* Separate figures for students passing in different divisions not available.

Table XIII.—Results of University

University	B. Sc. (Pass)					
	No. Ap- peared	Number Passed				Percent- age of passes
		I Divi- sion 27	II Divi- sion 28	III Divi- sion 29	Total 30	
26	27	28	29	30	31	
Agra	606	50	275	124	449	74.1
Aligarh	191	9	58	24	91	47.6
Allahabad	256	22	61	100	183	71.5
Andhra	354	36	59	105	200	56.5
Annamalai	148	*	*	*	93	62.8
Banaras	162	11	64	55	130	80.2
Bombay	3,341	51	380	670	1,101	33.0
Calcutta	1,475	372	..	780	1,152	78.1
Dacca	70	36	51.4
Delhi	112	1	1	50	52	46.4
Lucknow	172	17	60	57	134	77.9
Madras	2,525	113	241	392	746	29.5
Mysore	981	10	62	218	288	29.2
Nagpur	187	18	48	37	103	55.0
Osmania	200	2	68	45	115	57.5
Patna	151	*	*	*	86	57.0
Travancore	474	*	*	*	281	59.3
Utkal	61	29	29	47.5
Total	11,466	712	1,377	2,664	5,269	46.0

University	B. Sc. (Hons.)					
	No. Ap- peared	Number Passed				Percent- age of passes
		I Divi- sion 33	II Divi- sion 34	III Divi- sion 35	Total 36	
32	33	34	35	36	37	
Agra
Aligarh	9	..	4	..	4	44.4
Allahabad
Andhra	37	20	16	1	37	100.0
Annamalai	28	9	13	3	25	89.3
Banaras	15	7	7	46.6
Bombay
Calcutta	416	29	193	135	357	85.8
Dacca	28	4	10	5	19	67.8
Delhi	72	7	19	17	43	59.7
Lucknow	10	3	4	3	10	100.0
Madras	87	20	48	17	85	97.7
Mysore	78	29	34	10	73	93.8
Nagpur	4	2	..	1	3	75.0
Osmania
Patna	40	6	17	11	34	85.0
Travancore	14	4	4	4	12	85.7
Utkal	25	6	12	3	21	84.0
Total	863	146	374	210	730	84.6

* Separate figures for students passing in different divisions not available.

Examinations, 1946-47—contd.

University	M. A.					Percentage of passes
	No. Appeared	Number Passed			Total	
		I Division	II Division	III Division		
	38	39	40	41	42	43
Agra	503	43	216	194	453	90.0
Aligarh	215	22	109	64	195	90.2
Allahabad	209	30	109	46	185	88.5
Andhra	16*	16*	100.0
Annamalai
Banaras	122	14	53	38	105	86.0
Bombay	432	14	111	168	293	67.8
Calcutta	862	40	295	229	564	65.4
Dacca	101	12	57	23	92	91.7
Delhi	214	11	47	63	121	56.5
Lucknow	249	21	114	107	242	97.2
Madras	92	11	31	28	70	76.0
Mysore	32	5	19	3	27	84.4
Nagpur	236	9	61	98	168	71.1
Osmania	6	..	2	4	6	100.0
Patna	167	15	55	76	146	87.4
Travancore	7	1	3	3	7	100.0
Utkal	8	..	2	4	6	75.0
Total	3,471	248	1,284	1,148	2,696	77.7

University	M. Sc.					Percentage of passes
	No. Appeared	Number Passed			Total	
		I Division	II Division	III Division		
	44	45	46	47	48	49
Agra	67	16	35	12	63	94.0
Aligarh	46	11	26	8	43	90.3
Allahabad	65	11	32	18	61	93.8
Andhra	26	16	10	..	26	100.0
Annamalai
Banaras	95	50	38	1	89	94.0
Bombay	79	2	7	33	42	53.2
Calcutta	248	37	109	31	177	71.4
Dacca	44	8	20	11	39	88.6
Delhi	39	2	16	9	27	69.2
Lucknow	53	13	25	9	50	94.3
Madras	16	14*	87.5
Mysore	36	12	12	2	26	72.2
Nagpur	29	10	6	3	19	65.5
Osmania	20	4	16	..	20	100.0
Patna	36	11	12	4	27	83.3
Travancore	18	4	8	3	15	83.3
Utkal
Total	917	207	375	142	738	80.5

*No Examination is given to 1st & 2nd division B.A., B.Sc. (Hons.) candidates subsequent to their taking the B.A., B.Sc. (Hons.) Degree.

Note.—Statistics of the results of Professional Examinations of certain universities are given below:—

1. *Allahabad*:—LL.B.—190 appeared, 179 passed; LL.M.—3 appeared, 1 passed; M. Com.—32 appeared, 30 passed; M. Ed.—5 appeared, 5 passed; B. Com.—109 appeared, 91 passed; B. Sc. (Agri.)—29 appeared, 28 passed; B. Sc. (Agri. Engg.)—16 appeared, 16 passed.
2. *Delhi*:—LL.B.—271 appeared, 174 passed.
3. *Osmania*:—LL.B.—95 appeared, 77 passed; LL.M.—3 appeared, 2 passed; M. Ed.—5 appeared, 4 passed; Dip-in-Ed.—39 appeared, 37 passed; B. E.—33 appeared, 28 passed; B. Com.—33 appeared, 33 passed; M. B. B. S.—44 appeared, 19 passed.

M570MofEdn.

Table XIII.—Results of University

University	Intermediate Arts						
	Number Appeared			Number Passed			
	Men	Women	Total	Men			
				I Division	II Division	III Division	Total
1	2	3	4	5	6	7	8
Agra
Aligarh	75	39	114	4	19	14	37
Allahabad
Andhra	6,420	438	6,858	242	652	974	1,868
Annamalai	178	6	184	8	80	..	88
Banaras	223*	..	223*	..	62*	103*	165*
Bombay	3,351	1,318	5,169	6	229	1,041	2,176
Calcutta	5,723	1,342	7,065	537	1,288	1,513	3,338
Delhi	49	37	86	2	12	9	23
East Punjab	394	120	514	30	41	119	190
Lucknow
Madras	9,308	1,353	10,661	1,619	2,737	..	4,356
Mysore	691	137	828	..	23	260	283
Nagpur	884	350	1,234	2	126	244	372
Osmania	559	38	647	1	59	242	302
Patna	4,540	149	4,689	15	364	1,679	2,058
Rajputana	436	62	498	2	75	168	273
Sauger	440	73	513	4	94	163	261
Tiavancore	682	257	939	20	246	..	266
Utkal	1,013	53	1,066	8	58	430	496
Total	35,166	5,822	41,288	2,500	6,165	7,887	16,552

* Includes women candidates.

Examinations, 1947-48.

Intermediate Arts						
Number Passed				Total	Pass per-centage	University
Women			Total			
I Divi- sion	II Divi- sion	III Divi- sion		Total		
9	10	11	12	13	14	
..	Agra.
3	15	7	25	62	54.4	Aligarh.
..	Allahabad.
15	64	67	146	2,014	29.4	Andhra.
1	3	..	4	92	50.0	Annamalai
..	165	74.0	Banaras
2	191	723	916	3,092	59.8	Bombay.
186	315	349	850	4,188	59.3	Calcutta.
2	14	4	20	43	50.0	Delhi.
3	6	54	63	253	49.2	East Punjab
..	Lucknow
206	561	..	767	5,123	48.1	Madras.
2	11	63	76	359	43.4	Mysore.
2	85	86	173	545	44.2	Nagpur.
..	16	20	36	338	52.2	Osmani.
3	31	33	67	2,125	45.3	Patna.
1	21	24	46	319	64.1	Rajputana.
2	21	24	47	308	60.0	Saugor.
14	121	..	135	401	42.7	Travancore.
2	5	27	34	530	50.0	Utkal.
444	1,480	1,451	3,405	19,957	48.3	Total.

Table XIII.—Results of University

University	Intermediate Science						
	Number Appeared			Number Passed			
	Men	Women	Total	Men			Total
				I Division	II Division	III Division	
15	16	17	18	19	20	21	
Agra
Aligarh	254	14	298	30	89	52	171
Allahabad
Andhra	†	†	†	†	†	†	†
Annamalai	245	13	258	30	76	..	106
Banaras	385@	..	385@	47@	126@	87@	260@
Bombay	5,105	463	5,568	191	1,423	981	2,595
Calcutta	6,633	155	6,688	1,097	1,455	1,118	3,668
Delhi	172	6	178	35	57	4	96
East Punjab	370	46	416	101	136	96	333
Lucknow
Madras	†	†	†	†	†	†	†
Mysore	3,696	390	4,086	114	172	957	1,243
Nagpur	482	47	529	20	107	75	202
Osmania	727	66	793	6	107	190	303
Patna	1,351	3	1,354	36	263	253	552
Rajputana	425	15	440	23	119	113	255
Sauger	333	13	346	13	55	60	128
Travancore	1,450	273	1,723	164	490	..	654
Utkal	609	22	631	50	83	182	315
Total	22,167	1,626	23,893	1,957	4,758	4,166	10,881

† Figures are included in Intermediate Arts.
 @ Includes women candidates.

Examinations, 1947-48—contd.

Intermediate Science						University
Number Passed				Total	Pass Percentage.	
Women						
I Division 22	II Division 23	III Division 24	Total 25			
..	Agra.
3	8	1	12	183	61.4	Aligarh.
..	Allahabad
†	†	†	†	†	†	Andhra.
3	6	..	9	115	44.6	Annamalai.
..	260	67.5	Banaras.
11	183	123	317	2,912	52.3	Bombay
54	34	19	107	3,775	56.4	Calcutta.
..	1	..	1	97	54.5	Delhi.
4	12	17	33	366	88.0	East Punjab
..	Lucknow.
†	†	†	†	†	†	Madras.
18	36	131	185	1,428	34.0	Mysore
2	16	16	34	236	44.6	Nagpur.
..	15	14	29	332	41.0	Osmania.
..	..	1	1	553	40.8	Patna.
1	6	3	10	265	60.3	Rajputana.
..	1	5	6	134	38.7	Saugor.
66	160	..	215	670	50.5	Travancore.
1	4	15	18	333	52.8	Utkal.
153	482	343	978	11,569	50.1	Total.

† Figures are included in Intermediate Arts

Table XIII.—Results of University

University	B. A. (Pass)						
	Number Appeared			Number Passed			
	Men	Women	Total	Men			
	28	29	30	I Division 31	II Division 32	III Division 33	Total 34
Agra	2,394	330	2,724	10	445	801	1,256
Aligarh	198	32	230	15	81	67	163
Allahabad	804	80	884	16	292	306	614
Andhra	1,356	56	1,412	21	59	425	505
Annamalai	71	2	73	5	22	19	46
Banaras	443*	..	443*	5*	149*	213*	367*
Bombay	403	99	502	..	4	285	289
Calcutta	1,323	595	1,918	..	79	858	937
Delhi	383	115	498	8	107	20	184
East Punjab	630	99	729	87	74	280	441
Lucknow	507	164	671	..	55	294	349
Madras	3,340	710	4,050	40	163	1,403	1,606
Mysore	450	60	510	†	†	†	224
Nagpur	627	166	793	2	131	223	356
Osmania	283	18	301	2	32	157	191
Patna	1,502	58	1,560	†	†	†	709
Rajputana	307	33	340	..	99	141	240
Saugor	300	39	339	..	58	107	165
Travancore	350	104	454	10	39	144	193
Utkal	325	25	350	146	146
Total	16,406	2,785	19,281	221	1,889	5,889	8,981

* Includes women candidates.

† Detailed figures by divisions not available.

Examinations, 1947-48—contd.

B. A. (Pass)						
Number Passed				Total	Pass Per-centage	University
Women						
I Divi- sion	II Divi- sion	III Divi- sion	Total			
35	36	37	38	39	40	
3	68	107	178	1,434	52.6	Agra.
2	20	4	26	189	82.2	Aligarh.
3	48	17	68	682	77.1	Allahabad.
3	4	37	44	549	38.9	Andhra.
..	1	..	1	47	64.4	Annamalal.
..	367	82.8	Banaras.
..	1	81	82	371	73.9	Bombay.
..	23	323	351	1,288	67.2	Calcutta.
4	38	3	61**	245	49.2	Delhi.
4	16	52	72	513	70.4	East Punjab.
2	40	73	112	461	68.7	Lucknow.
14	65	325	404	2,010	44.2	Madras.
†	†	†	38	262	51.4	Myson.
2	47	43	92	448	56.5	Nagpur.
..	9	6	15	206	68.4	Osmania.
†	†	†	37	746	47.3	Patna.
..	11	12	23	263	77.4	Rajputana.
1	10	12	23	188	55.5	Saugor.
1	8	48	57	260	55.1	Travancore.
..	..	15	15	161	46.0	Utkal.
39	414	1,155	1,699	10,680	55.4	Total.

** Results by divisions not available in the case of 16 candidates.

† Detailed figures by divisions not available.

Table XIII.—Results of University

University	B. A. (Hons.)													Pass percentage
	Number Appeared			Number Passed										
	Men	Women	Total	Men				Women				Total		
				I Division	II Division	III Division	Total	I Division	II Division	III Division	Total			
1	2	3	4	5	6	7	8	9	10	11	12	13	14	
Agra
Aligarh	8	..	8	1	2	3	6	6	75.0
Allahabad
Andhra	61	8	69	6	33	16	55	..	3	3	6	61	88.4	
Annamalai	46	7	53	7	15	24	46	1	4	2	7	53	100.0	
Banaras
Bombay	1,801	884	2,485	29	232	982	1,243	18	157	379	554	1,797	72.3	
Calcutta	327	119	446	12	161	65	238	6	61	32	98	336	75.3	
Delhi	87	9	96	8	34	33	75	1	4	2	7	82	85.4	
East Punjab	96	2	98	*	*	*	96	*	*	*	2	98	100.0	
Lucknow	88	..	88	6	35	31	72	72	81.8	
Madras	228	42	271	41	104	64	199	7	17	14	38	237	87.5	
Mysore	49	12	61	5	22	14	41	2	5	4	11	52	85.2	
Nagpur	21	3	24	*	*	*	21	*	*	*	3	24	100.0	
Osmania
Patna	298	4	302	8	118	..	124	..	3	..	3	127	42.1	
Rajputana
Saugor	1	..	1	1	1	1	100.0	
Travancore	5	4	9	3	1	1	5	3	..	1	4	9	100.0	
Utkal	142	6	148	6	65	34	105	..	4	1	5	110	74.3	
Total	3,259	900	4,159	132	820	1,258	2,327	37	258	438	738	3,068	73.7	

*Detailed figures by divisions not available.

Examinations, 1947-48.—contd.

University	B. Sc. (Pass)													Pass %age
	Number Appeared			Number Passed										
	Men	Women	Total	Men				Women				Total		
				I Division	II Division	III Division	Total	I Division	II Division	III Division	Total			
15	16	17	18	19	20	21	22	23	24	25	26	27		
Agta	554	5	559	39	149	99	287	..	3	..	3	290	51.9	
Aligarh	155	5	160	17	48	26	91	2	2	1	5	96	60.0	
Allahabad	231	2	233	34	61	50	145	..	1	..	1	146	62.7	
Andhra	427	28	455	30	71	106	207	1	5	14	20	227	50.0	
Annamalai	116	10	126	20	36	5	61	2	5	..	7	68	54.0	
Banaras	@174	..	@174	@13	@51	@45	@109	109	62.6	
Bombay	3,448	308	3,756	62	448	801	1,311	14	58	79	151	1,462	38.9	
Calcutta	1,381	29	1,410	..	110	715	825	..	1	16	17	842	59.7	
Delhi	148	4	152	3	24	14	53**	53	34.9	
East Punjab	91	2	93	6	46	19	71	..	1	1	2	73	78.5	
Lucknow	205	4	209	16	58	35	109	..	1	2	3	112	53.6	
Madras	2,843	375	3,218	152	251	351	754	4	34	106	144	898	27.9	
Mysore	1,225	147	1,372	*	*	*	454	*	*	*	59	513	37.4	
Nagpur	140	5	145	7	35	27	69	..	3	2	5	74	50.0	
Osmania	149	13	162	3	45	59	107	..	8	3	11	118	72.8	
Patna	173	1	174	*	*	*	80	80	46.0	
Rajputana	142	2	144	13	46	35	94	..	1	1	2	96	66.7	
Saugor	69	1	70	2	10	16	28	1	1	29	41.4	
Travancore	500	135	641	28	81	133	252	5	30	44	79	331	51.6	
Utkal	86	2	88	52	52	2	2	54	60.0	
Total	12,263	1,078	13,341	455	1,570	2,588	5,159	28	153	272	512	5,677	42.5	

@Includes women candidates.

*Detailed figures by divisions not available.

**Results by divisions not available in the case of 12 candidates.

Table XIII.—Results of University

University	B. Sc. (Hons.)												Pass %age
	Number Appeared			Number Passed									
	Men	Wo- men	To- tal	Men				Women				Total	
				I Divi- sion	II Divi- sion	III Divi- sion	Total	I Di- vi- sion	II Di- vi- sion	III Di- vi- sion	To- tal		
28	29	30	31	32	33	34	35	36	37	38	39	40	
Agra
Aligarh	2	..	2	1	1	..	2	2	100.0
Allahabad
Andhra	32	..	32	17	32	32	100.0
Annamalai	22	3	25	7	1	1	2	3	25	100.0
Banaras
Bombay
Calcutta	302	10	312	11	12	6	109	1	5	..	6	205	65.7
Delhi	51	1	52	7	21	4	32	1	1	33	61.1
East Punjab	67	..	67	19	23	16	58	58	86.6
Lucknow	9	..	9	1	4	2	7	7	77.8
Madras	87	12	99	20	47	11	78	2	5	4	11	89	89.9
Mysore	73	13	86	22	29	11	62	5	3	2	10	72	83.7
Nagpur	8	..	8	*	*	*	8	8	100.0
Osmania
Patna	42	..	42	7	11	10	28	28	66.7
Rajputana
Saugor	2	..	2	1	..	1	2	2	100.0
Travancore	8	3	11	2	2	3	7	1	..	2	3	10	90.9
Utkal	48	2	50	8	16	9	30	1	1	..	2	32	64.0
Total	755	44	799	120	304	135	507	11	16	10	36	603	75.5

*Detailed figures by divisions not available.

Examinations, 1947-48.—contd.

M. A.													
University	Number Appeared			Number Passed									Pass Percentage
	Men	Women	Total	Men				Women				Total	
				I Division	II Division	III Division	Total	I Division	II Division	III Division	Total		
1	2	3	4	5	6	7	8	9	10	11	12	13	14
Agra	615	74	689	37	70	415	522	2	13	40	55	57	88.7
Aligarh	144	15	159	20	70	43	133	2	4	8	14	147	92.5
Allahabad	250	18	268	24	146	72	242	..	9	9	13	266	97.0
Andhra
Annamalai
Banaras	@153	..	@153	@ 19	@ 80	@ 30	@135	135	88.2
Bombay	329	100	429	11	76	148	235	3	29	42	71	309	72.0
Calcutta	694	129	823	25	221	199	445	7	46	28	81	526	63.9
Delhi	150	32	182	15	40	37	92	1	8	11	20	112	61.5
East Punjab	379	52	431	28	122	40	190	11	21	4	36	226	52.4
Lucknow	253	19	272	23	121	91	235	3	12	1	16	253	93.0
Madras	120	26	146	24	21	46	91	2	12	7	21	112	76.7
Mysore	24	6	30	5	14	..	19	2	2	..	4	23	76.7
Nagpur	205	22	227	6	65	88	159	1	9	1	11	176	77.5
Omania	31	8	39	3	19	8	30	1	3	4	8	38	97.4
Patna	213	9	222	20	50	68	168	2	3	2	7	175	78.8
Rajputana	21	3	24	2	..	5	19	1	1	1	3	22	91.7
Saugor	13	1	14	1	8	4	13	1	1	14	100.0
Travancore	7	6	13	1	2	3	7	..	4	2	6	13	100.0
Utkal	10	..	10	..	5	4	9	9	90.0
Total	3,611	520	4,131	213	1,177	1,305	2,744	38	176	162	396	2,327	57.5

@ Includes women candidates.

Table XIII.—Results of University Examinations, 1947-48—contd.

University	M. Sc.												Pass %age
	Number Appeared			Number Passed									
	Men	Wo- men	Total	Men				Women				Total	
				I Divi- sion	II Divi- sion	III Divi- sion	Total	I Di- vi- sion	II Di- vi- sion	III Di- vi- sion	Total		
	15	16	17	18	19	20	21	22	23	24	25	26	
Agra	93	2	95	9	14	52	75	1	1	..	2	77	81.1
Aligarh	26	2	28	5	9	11	25	..	1	1	2	27	96.4
Allahabad	76	..	76	11	37	22	70	70	92.1
Andhra	27	..	27	8	15	..	23	23	85.2
Annamalai
Banaras	@103	..	@103	@52	@43	@2	@97	97	94.2
Bombay	167	7	174	..	11	26	37	..	1	3	4	41	36.0
Calcutta	221	9	230	40	76	32	148	3	4	2	9	157	68.3
Delhi	20	..	20	4	18	3	25	25	86.2
East Punjab	44	..	44	18	20	6	44	44	100.0
Lucknow	50	4	54	8	28	11	47	1	2	1	4	51	94.4
Madras	11	3	14	*	*	*	10	*	*	*	2	12	85.7
Mysore	53	7	60	12	23	..	35	3	2	..	5	40	66.7
Nagpur	22	..	22	5	13	3	21	21	65.6
Osmania	12	5	17	2	13	2	17	2	3	..	5	22	95.7
Patna	36	..	36	6	18	5	29	29	80.6
Rajputana	2	..	2	2	2	2	100.0
Saugor	4	..	4	..	2	..	2	2	50.0
Travancore	23	7	30	7	8	5	20	2	3	..	5	25	63.3
Utkal
Total	955	40	1,001	189	348	180	727	12	17	7	38	765	60.3

* Includes women candidates.

* Detailed figures by divisions not available.

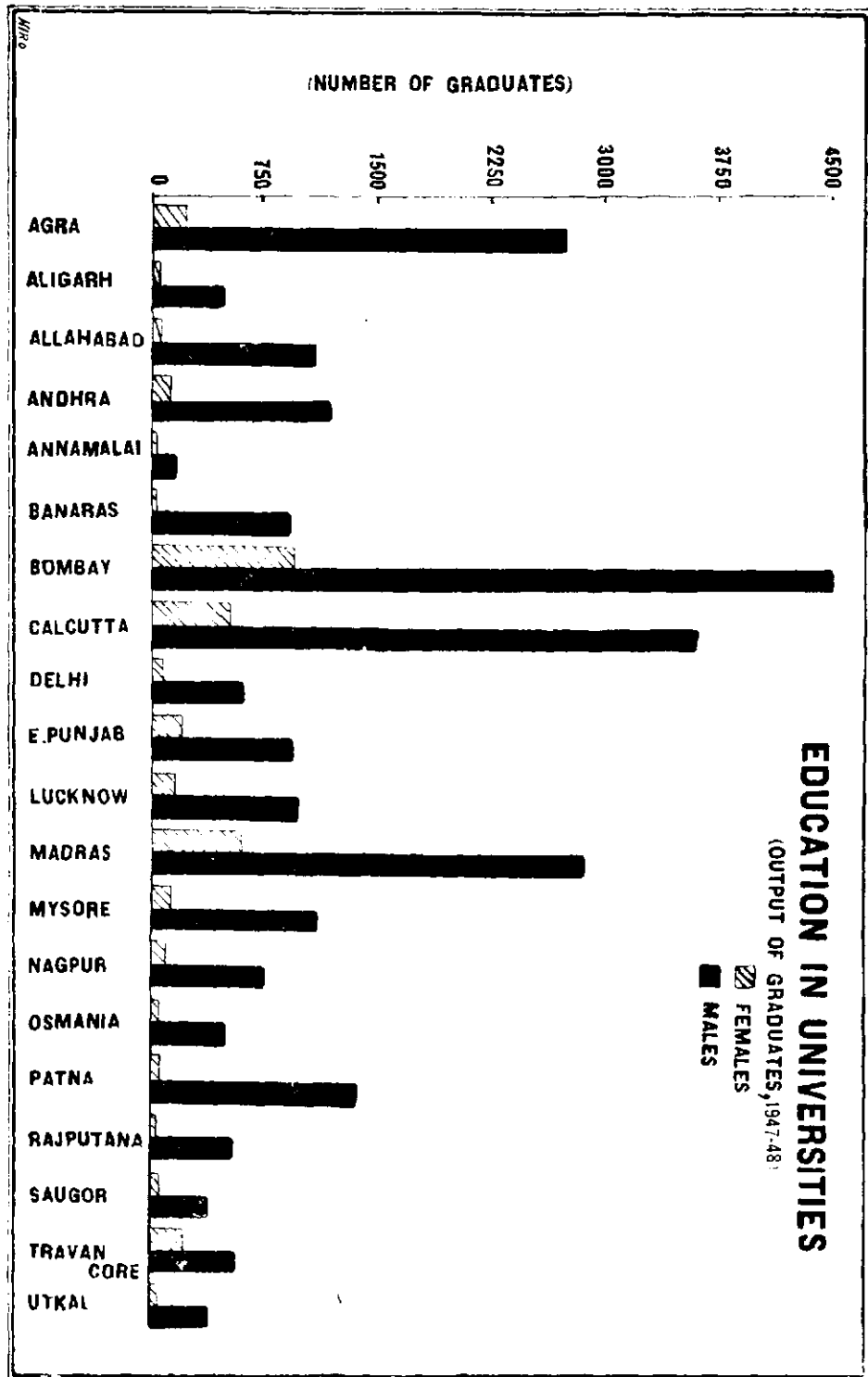


Table XIII.—Results of University Examinations, 1947-48.—contd.

Faculty of Law

Degree & University†	Number appeared			Number Passed									Pass %age
	Men	Women	Total	Men				Women				Total	
				I Division	II Division	III Division	Total	I Division	II Division	III Division	Total		
1	2	3	4	5	6	7	8	9	10	11	12	13	14
LL. B./B. L.													
Agra	442	3	445	103	215	..	318	..	2	..	2	320	71.9
Aligarh	135	1	136	78	42	..	120	1	1	121	89.0
Allahabad	194	..	194	82	90	..	172	172	88.7
Andhra	95	2	97	2	26	55	83	..	2	..	2	85	87.6
Benaras	62	4	66	24	32	..	56	2	1	..	3	59	89.4
Bombay	887	20	907	24	306	146	476	1	6	1	8	484	53.4
Calcutta	304	..	304	16	171	..	187	187	61.5
Delhi	295	..	295	13	189	20	222	222	75.3
East Punjab	51	..	51	6	20	..	26	26	51.0
Lucknow	349	3	352	14	243	..	257	1	2	..	3	260	73.9
Nagpur	211	2	213	5	95	12	112	112	52.6
Osmania	78	..	78	2	50	..	52	52	66.7
Patina	315	..	315	12	229	..	241	241	76.5
Rajputana	36	..	36	5	21	..	26	26	72.2
Sugor	72	2	74	1	39	5	45	45	60.8
Travancore	67	..	67	..	5	35	40	40	59.7
Utkal	32	..	32	1	21	..	22	22	68.8
Total	2,925	37	3,662	385	1,794	274	2,455	5	13	1	19	2,474	67.6
LL. M./M. L.													
Allahabad	3	..	3	..	1	..	1	1	33.3
Bombay	7	..	7	..	1	..	1	1	14.3
Calcutta	1	..	1	0.0
Delhi	7	..	7	3	3	42.9
Osmania	6	..	6	..	5	..	5	5	83.3
Travancore	1	..	1	0.0
Total	24	..	24	..	7	..	10	10	41.7

* Detailed figures by divisions not available

† Only such Universities, as held Examinations in the Faculty of Law have been shown.

Table XIII.—Results of University Examinations, 1947-48.—contd.

Faculty of Medicine

Degree & University†	Number Appeared			Number Passed									Pass %age
	Men	Women	Total	Men				Women				Total	
				I Divi- sion	II Divi- sion	III Divi- sion	Total	I Divi- sion	II Divi- sion	III Divi- sion	Total		
1	2	3	4	5	6	7	8	9	10	11	12	13	14
M. B. B. S.													
Agra	36	4	40	*	*	*	34	*	*	*	2	36	90.0
Andhra	67	17	84	..	43	..	43	..	9	..	9	52	61.9
Bombay	385	64	449	168	168	33	33	261	44.8
East Punjab	44	30	74	*	*	*	24	*	*	*	21	45	60.8
Lucknow	101	6	107	*	*	*	54	*	*	*	5	59	55.1
Osmania	32	6	38	..	4	3	7	..	1	1	2	9	23.7
Patna	68	3	91	*	*	*	55	*	*	*	2	57	62.6
Total	733	130	883	..	47	171	345	..	0	34	74	445	51.2
M. S.													
Andhra	9	..	9	*	*	*	2	2	22.2
Bombay	47	..	47	10	10	10	21.3
Calcutta	2	..	2	1	1	1	50.0
Total	58	..	58	11	13	3	22.4
M. D.													
Andhra	10	..	10	0.0
Bombay	69	24	93	23	23	*	*	*	5	28	30.1
Total	79	24	103	23	23	5	28	27.2

* Detailed figures by divisions not available

† Only such Universities, as held Examinations in the Faculty of Medicine, have been shown.

Table XIII. --Results of University Examinations, 1947-48.--contd.
Faculty of Engineering

Degree & University	Number Appeared			Number Passed									Total	Pass % age
	Men	Women	Total	Men				Women						
				I Division	II Division	III Division	Total	I Division	II Division	III Division	Total			
1	2	3	4	5	6	7	8	9	10	11	12	13	14	
B E														
Agra														
Aurangabad	68		68	30	25		55					55	83.3	
Allahabad	8		8	4	1	1	6					6	75.0	
Andhra														
Annamalai														
Danaras	124		124	31	84		115					115	92.7	
Bombay	311		311	6	66	47	119					119	38.3	
Calcutta	113		113	24	68		92					92	81.4	
Delhi														
East Punjab	15		15	6	4		10					10	66.7	
Lucknow														
Madras														
Mysore	180		180	15	147	6	168					168	93.3	
Nagpur														
Ormanis	25		25	4	3		10					10	40.0	
Patna	39		39	*	*	*	35					35	89.7	
Rajputana	78		78	*	*	*	65					65	83.3	
Saugor														
Travancore	30		30	7	14	6	27					27	90.0	
Utkal														
Total	974		974	127	415	90	702					702	71.0	

*Detailed figures by divisions not available.

Table XIII.—Results of University Examinations, 1947-48—contd.
Faculty of Education

Degree & University	Number Appeared			Number Passed										Pass % age
	Men	Women	Total	Men				Women				Total		
				I Division	II Division	III Division	Total	I Division	II Division	III Division	Total			
1	2	3	4	5	6	7	8	9	10	11	12	13	14	
B. T./L. T.														
Agra	70	29	99	7	49	12	68	7	14	6	27	95	96.0	
Aligarh	44	9	53	6	33	5	44	2	7	..	9	53	100.0	
Banaras	102	19	121	4	82	16	102	..	16	2	18	120	99.2	
Bombay	223	120	343	5	91	111	207	4	53	51	108	315	91.8	
Calcutta	118	69	187	10	87	..	97	10	46	..	56	153	81.8	
Delhi	33	19	52	2	25	..	27	2	9	..	11	38	73.1	
East Punjab	164	92	256	8	80	67	164	17	42	28	87	251	98.0	
Lucknow	37	28	65	1	11	24	36	2	10	16	28	64	98.5	
Mysore	39	15	54	..	10	22	32	1	2	12	15	47	87.0	
Nagpur	52	17	69	*	*	*	62	62	75.4	
Saugor	126	29	155	1	14	104	119	2	6	19	27	148	94.2	
Travancore	50	62	121	..	2	47	49	..	7	51	58	107	88.4	
Total	1,067	508	1,575	44	493	408	907	47	212	185	444	1,441	91.5	
B. Ed.														
Andhra	109	28	137	1	16	73	90	1	3	21	25	115	83.9	
Lucknow	16	1	17	1	2	5	8	1	1	9	52.9	
Osmania	36	19	55	2	22	7	31	4	7	4	15	46	83.6	
Total	161	48	209	4	40	85	129	5	10	26	41	170	81.3	
M. Ed.														
Allahabad	2	..	2	..	2	..	2	2	100.0	
Bombay	19	1	20	7	7	7	35.0	
Osmania	5	..	5	..	3	..	3	3	60.0	
Patna	2	..	2	1	..	1	2	2	100.0	
Total	28	1	29	1	5	8	14	14	50.0	

* Detailed figures by divisions not available.

Table XIII.—Results of University Examinations, 1947-48.—contd.
Faculty of Commerce

Degree & University	Number Appeared			Number Passed									Pass % age	
	Men	Wo- men	Total	Men				Women				Total		
				I Divi- sion	II Divi- sion	III Divi- sion	Total	I Di- vi- sion	II Di- vi- sion	III Di- vi- sion	To- tal			
														9
1	2	3	4	5	6	7	8	9	10	11	12	13	14	
I. Com.														
Agra
Aligarh	50	..	50	2	10	13	25	25	50.0
Allahabad
Andhra
Annamalai
Banaras	166	..	166	3	54	67	124	124	74.7
Bombay	1,987	26	2,013	4	84	821	909	..	3	11	14	..	923	45.9
Calcutta
Delhi
East Punjab
Lucknow
Madras
Mysore
Nagpur	213	..	213	..	42	78	120	120	56.3
Osmania
Patna	1,093	..	1,093	2	72	255	329	329	30.1
Rajputana	472	..	472	10	131	196	337	337	71.4
Saugor	16	..	16	1	7	8	16	16	100.0
Travancore
Utkal	41	..	41	..	3	21	24	24	58.5
Total	4,038	26	4,064	22	403	1,459	1,884	..	3	11	14	..	1,898	46.7

M570MofEdn.

Table XIII.—Results of University Examinations, 1947—48.—contd.
Faculty of Commerce

Degree & University	Number Appeared			Number Passed										Pass % age		
	Men	Women	Total	Men				Women				Total				
				I Division	II Division	III Division	Total	I Division	II Division	III Division	Total					
													5		6	7
B. Com.																
Agra . . .	711	..	711	11	173	356	539	539	75.8	
Aligarh . . .	18	..	18	..	12	5	17	17	94.4	
Allahabad . . .	165	..	165	9	54	75	138	138	89.0	
Andhra . . .	280	..	280	2	14	99	115	115	41.1	
Annamalai	
Banaras . . .	99	..	99	3	59	28	90	90	90.9	
Bombay . . .	1,343	21	1,364	4	126	428	558	..	3	8	11	569	41.7	
Calcutta . . .	1,669	..	1,669	5	1,045	..	1,050	1,050	62.9	
Delhi	
East Punjab . . .	43	..	43	..	10	28	38	38	88.4	
Lucknow . . .	175	..	175	4	36	66	106	106	60.6	
Madras . . .	821	1	822	..	23	154	177	1	1	178	21.7	
Mysore . . .	132	..	132	75	75	75	56.8	
Nagpur . . .	116	..	116	..	32	40	72	72	62.1	
Omania . . .	55	..	55	..	17	30	47	47	85.5	
Patna . . .	148	..	148	*	*	*	85	85	57.4	
Rajputana . . .	158	..	158	3	50	93	146	146	92.4	
Saugor	
Tamvancore	
Utkal . . .	11	..	11	8	8	8	72.7	
Total . . .	5,934	22	5,956	41	1,660	1,485	3,261	..	3	9	12	3,273	55.0	

*Detailed figures by divisions not available.

Table XIII.—Results of University Examinations, 1947-48.—contd.
Faculty of Commerce

Degree & University	Number Appeared			Number Passed									Pass % age
	Men	Women	Total	Men				Women				Total	
				I Division	II Division	III Division	Total	I Division	II Division	III Division	Total		
1	2	3	4	5	6	7	8	9	10	11	12	13	14
M. Com													
Agra	132	..	132	15	56	62	123	123	93.2
Aligarh
Allahabad	42	..	42	4	28	10	42	42	100.0
Andhra	2	..	2	..	1	..	1	1	50.0
Annamalai
Banaras
Bombay	20	..	20	19	19	19	95.0
Calcutta
Delhi
East Punjab
Lucknow	65	..	65	2	19	42	63	63	96.9
Madras
Mysore
Nagpur
Osmania
Patna
Rajputana	10	..	10	..	8	2	10	10	100.0
Saugor
Travancore
Utkal
Total	271	..	271	21	112	125	258	258	95.2

Table XIII.—Results of University Examinations, 1947-48.—contd.

Faculty of Agriculture

Degree & University	Number Appeared			Number Passed										Pass % age
	Men	Wo- men	Total	Men				Women				Total		
				I Divi- sion	II Divi- sion	III Divi- sion	Total	I Di- vi- sion	II Di- vi- sion	III Di- vi- sion	To- tal			
1	2	3	4	5	6	7	8	9	10	11	12	13	14	
I. Ag./I. Sc. (Ag.)														
Aligarh . . .	20	..	20	3	13	1	17	17	85.0	
East Punjab . .	85	..	85	*	*	*	75	75	88.2	
Nagpur . . .	73	..	73	3	14	18	35	35	47.9	
Total . . .	178	..	178	6	27	19	127	127	71.3	
B. Ag./B. Sc. (Ag.)														
Agra . . .	257	..	257	25	171	27	223	223	86.8	
Allahabad . . .	29	..	29	4	18	4	26	26	89.7	
Andhra . . .	87	3	90	1	70	..	71	..	1	..	1	72	80.0	
Banaras . . .	77	..	77	5	20	49	74	74	96.1	
Bombay . . .	173	..	173	1	41	46	88	88	50.9	
East Punjab . .	21	..	21	*	*	*	20	20	95.2	
Mysore . . .	33	..	33	..	30	..	30	30	90.9	
Nagpur . . .	42	..	42	3	25	10	38	38	90.5	
Total . . .	719	3	722	39	375	136	570	..	1	..	1	571	79.1	
M. Ag./M. Sc. (Ag.)														
Agra . . .	52	..	52	25	20	7	52	52	100.0	
Bombay . . .	7	..	7	5	5	5	71.4	
East Punjab . .	8	..	8	4	4	..	8	8	100.0	
Total . . .	67	..	67	29	24	12	65	65	97.0	

[Only such Universities as held Examinations in the Faculty of Agriculture have been shown.]

*Detailed figures by divisions not available.

Table XIII.—Results of University Examinations, 1947-48.—contd.

NOTE.—In addition to the results of the examinations given before, results of the other examinations conducted by different Universities are given below :—

Aligarh . . .	Diploma in Engineering—24 appeared, 13 passed.
Allahabad . . .	B.Sc. Special Course—2 appeared, 2 passed.
Andhra . . .	D.G.C.—2 appeared, 2 passed ; C.T. Examination—159 appeared, 60 passed.
Banaras . . .	B.Sc. (Pharm.)—25 appeared, 25 passed ; B.Sc. (Glass)—15 appeared, 11 passed ; B.Sc. (Ceramics)—10 appeared, 10 passed ; B.Sc. (Mining)—14 appeared, 13 passed ; B.Sc. (Metallurgy)—40 appeared, 39 passed.
Bombay . . .	T.D.—131 appeared, 118 passed ; Dip. Lib.—25 appeared, 20 passed ; M.Sc. (Translation Test)—220 appeared, 167 passed ; D.O.—7 appeared, 2 passed ; D.P.H.—5 appeared, 2 passed ; D.A.—6 appeared, 5 passed ; D. Ped.—3 appeared, 1 passed ; D.V.D.—5 appeared, 4 passed ; D.L.O.—787 appeared, 261 passed ; B.D.S.—17 appeared, 2 passed ; B.V.Sc.—24 appeared, 15 passed.
Calcutta . . .	M.B.—787 appeared, 261 passed ; B. Met.—3 appeared, 3 passed ; D.P.H.—48 appeared, 39 passed ; Dip. in Social work—73 appeared, 41 passed ; Dip. in Domestic Science—13 appeared, 13 passed ; Dip. Lib.—16 appeared, 10 passed ; Dip. in Soap Technology—8 appeared, 7 passed ; Dip. in Spoken English—2 appeared, 2 passed ; Dip. in Maternity and Child Welfare—4 appeared, 4 passed ; Junior Military Cert.—143 appeared, 121 passed ; Certificate in Tanning—2 appeared, 1 passed ; Teachers' Training—3 appeared, 3 passed ; M.E.—1 appeared, none passed.
Delhi . . .	Dip. Lib.—4 appeared, 4 passed ; Pre-Medic—7 appeared, 6 passed ; Pre- Univ. (Ag.)—60 appeared, 46 passed ; B.Sc. (Hons.) Nursing—7 appeared, 7 passed ; Certificate of Proficiency in Russian—45 appeared, 34 passed.
East Punjab . . .	Final B.D.S.—5 appeared, 5 passed.
Lucknow . . .	Dip. in Foreign Affairs—15 appeared, 15 passed ; Dip. in Public Administration—30 appeared, 21 passed.
Madras . . .	Ph. D.—9 appeared, 9 passed ; D.Sc.—4 appeared, 2 passed ; M. Litt.—7 appeared, 6 passed ; D. Litt.—2 appeared, none passed ; B.O.L.—98 appeared, 24 passed ; M.O.L.—9 appeared, 5 passed.
Mysore . . .	L.M.P.—36 appeared, 28 passed.
Nagpur . . .	B.Sc. (Tech.)—26 appeared, 19 passed ; Dip. in Teaching—112 appeared, 102 passed ; Dip. in Engineering—54 appeared, 23 passed ; Dip. in Arts—7 appeared, 1 passed.
Osmania . . .	Diploma in German—1 appeared, none passed. B.V.Sc.—15 appeared, 13 passed.
Patna . . .	Dip. in Edn.—93 appeared, 90 passed.
Rajputana . . .	T.T.C.—46 appeared, 46 passed.
Saugor . . .	Dip. T.—136 appeared, 135 passed ; Certificate of Proficiency in Psychometry—6 appeared, 5 passed ; Certificate of Proficiency in Sociometry—4 appeared, 4 passed.
Travancore . . .	Dip. in Engineering—26 appeared, 26 passed ; Dip. in Textile Technology—14 appeared, 14 passed.
Utkal . . .	D.Ed.—15 appeared, 15 passed ; B.O.L.—3 appeared, 2 passed.

KEY TO THE MAP

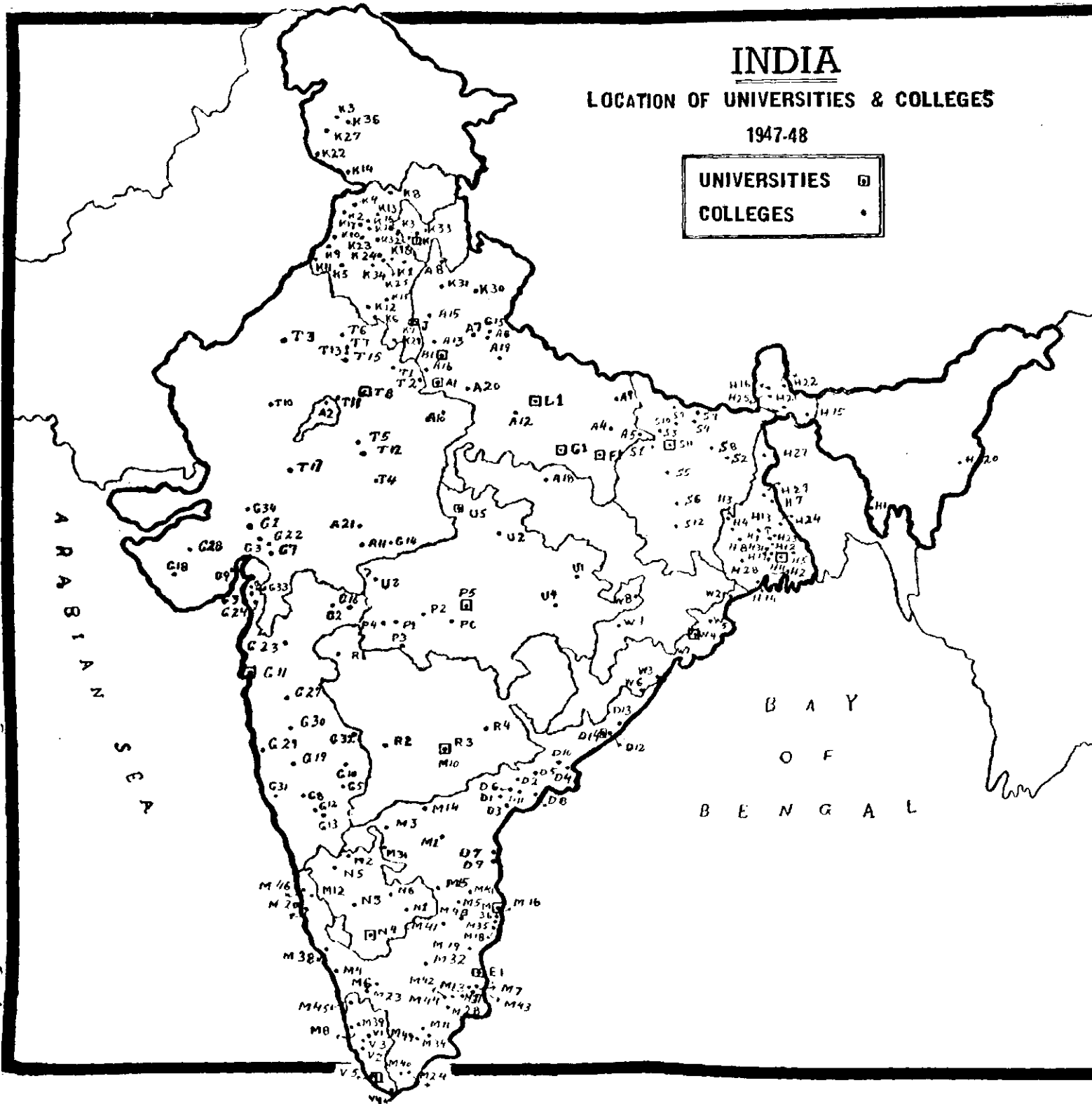
1. Agra University (A)	4. Andhra University— <i>contd.</i>
A 1—Agra (6)	D 14—Waltair (3)
A 2—Ajmer (2)	5. Annamalai University (E)
A 3—Aligarh (2)	E 1—Annamalainagar
A 4—Azamgarh (1)	6. Banaras University (F)
A 5—Ballia (1)	F 1—Banaras
A 6—Bareilly (1)	7. Bombay University (G)
A 7—Chandausi (1)	G 1—Ahmedabad (7)
A 8—Dhira Dun (1)	G 2—Amalner (1)
A 9—Gorakhpur (1)	G 3—Anand (3)
A 10—Gwalior (3)	G 4—Andheri (1)
A 11—Indore (2)	G 5—Bagalkot (1)
A 12—Kanpur (4)	G 6—Bangalore (2)
A 13—Khurja (1)	G 7—Baroda (3)
A 14—Lakhaoti (1)	G 8—Belgaum (3)
A 15—Meerut (1)	G 9—Bhavnagar (1)
A 16—Muttra (1)	G 10—Bijapur (2)
A 17—Oel (1)	G 11—Bombay (20)
A 18—Rowa (1)	G 12—Dharwar (4)
A 19—Shahjahanpur (1)	G 13—Hubli (1)
A 20—Shikohabad (1)	G 14—Indore (1)
A 21—Ujjain (1)	G 15—Izatnagar (1)
2. Aligarh University (B)	G 16—Jalgaon (1)
B 1—Aligarh	G 17—Jogoshwari (1)
3. Allahabad University (C)	G 18—Junagadh (1)
C 1—Allahabad	G 19—Kolhapur (3)
4. Andhra University (D)	G 20—Kupwade (1)
D 1—Baptala (1)	G 21—Mulund (1)
D 2—Bezwada (1)	G 22—Nadiad (1)
D 3—Bhimavaram (1)	G 23—Nasik (1)
D 4—Cocanada (1)	G 24—Nasari (1)
D 5—Ellore (1)	G 25—New Delhi (1)
D 6—Guntur (6)	G 26—Petland (1)
D 7—Kovvur (1)	G 27—Poona (15)
D 8—Masulipatam (3)	G 28—Rajkot (1)
D 9—Nellore (2)	G 29—Ratnagiri (1)
D 10—Rajahmundry (3)	G 30—Satara (2)
D 11—Tenali (1)	G 31—Sawantwadi (1)
D 12—Vizagapatam (3)	G 32—Sholapur (1)
D 13—Vizianagram (2)	G 33—Surat (3)
	G 34—Visnagar (1)

INDIA

LOCATION OF UNIVERSITIES & COLLEGES

1947-48

UNIVERSITIES □
COLLEGES •



8. Calcutta University (H)		10. East Punjab University— <i>contd.</i>	
H 1—Agartala (1)		K 6—Bhiwani (1)	
H 2—Amta (1)		K 7—Delhi (New) (2)	
H 3—Asansol (1)		K 8—Dharamsala (1)	
H 4—Bankura (1)		K 9—Faridkot (2)	
H 5—Bashirhat (1)		K 10—Ferozepore (3)	
H 6—Belur (1)		K 11—Fazilka (1)	
H 7—Berhampur (3)		K 12—Hissar (1)	
H 8—Bishanpur (1)		K 13—Hoshiarpur (2)	
H 9—Bongalon (1)		K 14—Jammu (2)	
H 10—Burdwan (1)		K 15—Jind (1)	
H 11—Calcutta (33)		K 16—Jullundur (7)	
H 12—Chandernagar (1)		K 17—Kapurthala (1)	
H 13—Chinsura (1)		K 18—Khanna (1)	
H 14—Contai (1)		K 19—Ludhiana (4)	
H 15—Cooch Behar (1)		K 20—Moga (1)	
H 16—Darjeeling (2)		K 21—Mahilpur (1)	
H 17—Gobardanga (1)		K 22—Malerkotla (1)	
H 18—Hetampur (1)		K 23—Mirpur (1)	
H 19—Howrah (4)		K 24—Nabha (1)	
H 20—Imphal (1)		K 25—Patiala (2)	
H 21—Jalpaigiri (1)		K 26—Phagwara (1)	
H 22—Kalimpong (1)		K 27—Poonch (1)	
H 23—Kalna (1)		K 28—Qadian (2)	
H 24—Krishnagar (1)		K 29—Rewari (1)	
H 25—Kurseong (2)		K 30—Rohtak (3)	
H 26—Mahishadal (1)		K 31—Roorkee (1)	
H 27—Malda (1)		K 32—Ruper (1)	
H 28—Midnapur (1)		K 33—Sanawar (1)	
H 29—Naihati (1)		K 34—Sangrur (1)	
H 30—Shantiniketan (1)		K 35—Simla (3)	
H 31—Serampur (1)		K 36—Srinagar (4)	
H 32—Sonada (1)			
H 33—Uttarpara (1)		11. Lucknow University (L)	
		L 1—Lucknow	
9. Delhi University (J)		12. Madras University (M)	
J 1—Delhi		M 1—Anantapur (1)	
10. East Punjab University (K).		M 2—Bangalore (1)	
K 1—Ambala (Cantt., City) (4)		M 3—Bellary (1)	
K 2—Amritsar (6)		M 4—Calicut (2)	
K 3—Baramula (1)		M 5—Chittur (1)	
K 4—Batala (1)		M 6—Coimbatore (4)	
K 5—Bhatinda (1)		M 7—Dharmapuram (1)	
		M 8—Ernakulam (3)	

12. Madras University—<i>contd.</i>		13. Mysore University—<i>contd.</i>	
M 9—Feroke	(1)	N 2—Devanagere	(1)
M 10—Hyderabad	(1)	N 3—Hassan	(1)
M 11—Karaikudi	(1)	N 4—Mysore	(7)
M 12—Karkal	(1)	N 5—Shimoga	(1)
M 13—Kumbakonam	(1)	N 6—Tumkur	(1)
M 14—Kurnool	(2)		
M 15—Madanapalle	(1)	14. Nagpur University (P)	
M 16—Madras	(22)	P 1—Akola	(1)
M 17—Madura	(3)	P 2—Amraoti	(4)
M 18—Madurantakam	(1)	P 3—Basim	(1)
M 19—Mailam	(1)	P 4—Khamgaon	(1)
M 20—Mangalore	(4)	P 5—Nagpur	(12)
M 21—Melasivapuri	(1)	P 6—Wardha	(1)
M 22—Omerabad	(1)		
M 23—Palghat	(1)	15. Osmania University (R)	
M 24—Palamecottah	(3)	R 1—Aurangabad	(1)
M 25—Pattambi	(1)	R 2—Gulbagra	(1)
M 26—Pavaratti	(1)	R 3—Hyderabad	(11)
M 27—Perdala	(1)	R 4—Warrangal	(1)
M 28—Pudukkottai	(1)		
M 29—Pulikkal	(1)	16. Patna University (S)	
M 30—Puthucode	(1)	S 1—Arrah	(1)
M 31—Rayadrug	(1)	S 2—Bhagalpur	(2)
M 32—Salem	(1)	S 3—Chapra	(1)
M 33—Sholinghur	(1)	S 4—Dharbhanga	(2)
M 34—Sivaganga	(1)	S 5—Gaya	(2)
M 35—Sriperumbudur	(1)	S 6—Hazaribagh	(1)
M 36—Tambaram	(1)	S 7—Madhubani	(1)
M 37—Tanjore	(1)	S 8—Monghyr	(2)
M 38—Tellicherry	(1)	S 9—Motihari	(1)
M 39—Thevara	(1)	S 10—Muzaffarpur	(1)
M 40—Tinnevely	(1)	S 11—Patna	(11)
M 41—Tirupati	(2)	S 12—Ranchi	(2)
M 42—Tiruppanandal	(1)	S 13—Sabour	(1)
M 43—Tiruvadi	(1)	S 14—Siwan	(1)
M 44—Trichinopoly	(2)		
M 45—Trichur	(5)	17. Rajputana University (T)	
M 46—Udipi	(1)	T 1—Alwar	(1)
M 47—Vaniyambadi	(1)	T 2—Bharatpur	(1)
M 48—Vellore	(3)	T 3—Bikaner	(4)
M 49—Virudhunagar	(1)	T 4—Brijnagar	(1)
		T 5—Bundi	(1)
13. Mysore University (N)		T 6—Churu	(1)
N 1—Bangalore	(11)	T 7—Fatehpur	(1)

17. Rajputana University—*contd.*

T 8—Jaipur	(5)
T 9—Jobner	(1)
T 10—Jodhpur	(3)
T 11—Kishangarh	(1)
T 12—Kotah	(1)
T 13—Nawalgarh	(1)
T 14—Pilani	(2)
T 15—Sikar	(1)
T 16—Sriganganagar	(1)
T 17—Udaipur	(2)

18. Saugor University . . . (U)

U 1—Bilaspur	(1)
U 2—Jubbulpur	(5)
U 3—Khandwa	(1)

18. Saugor University—*contd.*

U 4—Raipur	(1)
U 5—Saugor	(1)

19. Travancore University . . . (V)

V 1—Alwaye	(1)
V 2—Changanacherry	(1)
V 3—Kottayam	(1)
V 4—Nagarcoil	(1)
V 5—Trivandrum	(7)

20. Utkal University . . . (W)

W 1—Balangir	(1)
W 2—Balasore	(1)
W 3—Berhampur	(1)
W 4—Cuttack	(6)
W 5—Jaipur	(1)
W 6—Parlakhimidi	(1)
W 7—Puri	(1)
W 8—Sambalpur	(1)