

EDUCATION
IN
UNIVERSITIES IN INDIA

1965 - 66

A STATISTICAL SURVEY



MINISTRY OF EDUCATION & SOCIAL WELFARE
GOVERNMENT OF INDIA
1973

0.41.66 (N)
600

Publication No. 966

PRINTED BY THE MANAGER GOVERNMENT OF INDIA PRESS COIMBATORE AND
PUBLISHED BY THE CONTROLLER OF PUBLICATIONS, CIVIL LINES, DELHI-110006
1973

INTRODUCTION

THIS PUBLICATION IS SEVENTEENTH IN THE SERIES ENTITLED "EDUCATION IN UNIVERSITIES IN INDIA" GIVING A STATISTICAL SURVEY OF THE PROGRESS OF UNIVERSITY EDUCATION IN THE COUNTRY DURING THE YEAR 1965-66. IT CONSISTS OF TWO CHAPTERS FOLLOWED BY A NUMBER OF STATISTICAL TABLES ON THE IMPORTANT ASPECTS OF HIGHER EDUCATION IN THE COUNTRY. CHAPTER I GIVES A BRIEF ACCOUNT OF THE GENERAL DEVELOPMENT IN THE FIELD OF EDUCATION AND CHAPTER II CONTAINS STATISTICAL SURVEY OF THE SAME WITH REFERENCE TO THE TABLES THAT FOLLOW.

THE INFORMATION CONTAINED IN THIS PUBLICATION IS MAINLY FACTUAL AND DOES NOT ATTEMPT TO DRAW ANY GENERAL CONCLUSIONS. IT IS HOPED THAT EDUCATIONISTS, RESEARCH SCHOLARS AND OTHERS INTERESTED IN HIGHER EDUCATION WILL FIND THE PUBLICATION USEFUL.

IN BRINGING OUT THIS PUBLICATION THE CO-OPERATION AND HELP RECEIVED FROM ALL THE UNIVERSITIES, DEEMED AS UNIVERSITIES, INSTITUTIONS OF NATIONAL IMPORTANCE AND BOARDS OF INTERMEDIATE EDUCATION, WHO HAVE SUPPLIED THE INFORMATION CONTAINED IN THIS PUBLICATION IS HIGHLY APPRECIATED.

CONTENTS

	PAGES
Chapter I—General Survey	1—12
Chapter II—Statistical Survey	13—40
STATISTICAL TABLES 1965-66	
I-A—Universities in India—Jurisdiction, Type and Faculties	42—48
I-B—Medium of Instruction and Examination in Universities	49—54
II-A—Number of University Teaching Departments by Type of Education	55—63
II-B—List of University Teaching Departments	64—75
III-A—Number of University Teaching Departments and Colleges	76—77
III-B—Distribution of Colleges by Management	78—79
IV-A—Number of Colleges by Type of Education	80—88
IV-B—Colleges for General, Professional and other Education by type of courses	89—94
V—Enrolment in University Teaching Departments and Colleges	95—97
VI-A—Enrolment in Universities and Colleges by type of Education	98—113
VI-B—Number of Students belonging to Scheduled Castes and Scheduled Tribes in Universities and Colleges by type of Education	114—133
VII—Enrolment in Universities and Colleges by Standard—	134—172
A—Arts	134—136
B—Science	137—139
C—Home Science	140
D—Others (General Education)	141
E—Agriculture	142—143
F—Commerce	144—145
G—Education (Teacher's Training)	146—147
H—Engineering and Technology	148—156
I—Law	157—158
J—Medicine	
(a) Allopathy	159—160
(b) Ayurvedic	161
(c) Unani/Tibbia	161
(d) Dentistry	162
(e) Nursing	163
(f) Pharmacy	164
K—Veterinary Science	165

	PAGES
L—Fine Arts—	
(a) Music and Dancing	166
(b) Others	167
M—Physical Education	168
N—Library Science	169
O—Other Miscellaneous (Professional Education)	170—171
P—Other Education (Oriental Studies)	172
VIII—Number of Students belonging to Scheduled Castes and Scheduled Tribes in Universities and Colleges by Standard—	
A—Arts	173—175
B—Science	176—178
C—Home Science	179
D—Others (General Education)	179
E—Agriculture	180—181
F—Commerce	182—183
G—Education (Teachers' Training)	184—185
H—Engineering and Technology	186—195
I—Law	196—197
J—Medicine—	
(a) Allopathy	198—199
(b) Ayurvedic	200
(c) Unani Tibbia	200
(d) Dentistry	201
(e) Nursing	201
(f) Pharmacy	201
K—Veterinary Science	202
L—Fine Arts—	
(a) Music and Dancing	203
(b) Others	203
M—Physical Education	204
N—Library Science	204
O—Other Miscellaneous Professional Education	204
P—Other Education Oriental Studies	205
IX-A—Enrolment in Post-Graduate Arts Subjects in University Teaching Departments and Colleges	206—211
IX-B—Enrolment in Post-Graduate Science Subjects in University Departments and Colleges	212—217
X-A—Intake to Professional First Degree Degree Courses in University Teaching Departments and Colleges	218—228
X-B—Intake to Professional Post-Graduate Courses in University Teaching Departments and Colleges	229—240
X-C—Intake to Professional Diploma and Certificate Courses in University Teaching Departments and Colleges	242—256
XI-A—Number of Foreign Students in Indian Universities by Countries of Origin	257—274

	PAGES
XI-B—Number of Foreign Students in Indian Universities by Type of Education	275—276
XI-C—Number of Foreign Students in Indian Universities by Source of Finance	277—278
XII—Number of Teachers in University Teaching Departments and Colleges	279—281
XIII—Number of Teachers in University Teaching Departments and Colleges by Type of Education	282—293
XIV—Distribution of Teachers by Basic Pay Drawn—	
A—University Teaching Departments	294—296
B—University/Constituent Colleges	297—298
C—Affiliated/Associated Colleges	299—300
XV—Pay Scales of Teachers—	
A—University Teaching Departments and University/Constituent Colleges	301—306
B—Affiliated/Associated Colleges	307—311
XVI—Examination Results (Standard-wise)	312—315
XVII—Examination Results (Detailed Break-up)—	
A—Arts	316—321
B—Science	322—325
C—(i) Pre-University—Agriculture and Commerce	326
(ii) Pre-Professional—Agriculture, Engineering and Technology, Medicine, Veterinary Science and others	327
D—Agriculture	328—329
E—Commerce	330—333
F—Education (Teachers' Training)	334—335
G—Engineering and Technology	336—345
H—Law	346—347
I—Medicine	348—357
J—Veterinary Science	358
K—Physical Education	358
L—Other Miscellaneous Degree Examinations (General and Professional Education)	359—361
M—Other Miscellaneous Examinations (Other Education)	362
XVIII—Statistics of Scholarships, Stipends, Other Financial Assistance and Free studentships in University Teaching Departments and Colleges—	
A—Number of Beneficiaries	363—393
B—Amount Disbursed	394—410
C—Amount Foregone	411—416
XIX—Income of Universities and Colleges	417—419
XX—Expenditure of Universities and Colleges	420—427

(iv)

	PAGES
XXI—Statistics of Libraries of Universities and Colleges	428—441
XXII—Hostel Facilities Available in Universities and Colleges	442—453
XXIII-A—Number of Evening/Morning Colleges/Courses	454—455
XXIII-B—Enrolment in Evening/Morning Colleges/Courses by Type and Standard	456
XXIII-C—Enrolment in Evening/Morning Colleges/Courses by Type of Education	457
XXIII-D—Number of Teachers in Evening/Morning Colleges/Courses	458

LIST OF ILLUSTRATIONS

	FACING PAGE No.
1. Progress of University Education	14
2. Number of Students Receiving General Education	20
3. Number of Students Receiving Professional Education	22
4. University and College Teachers by Salary Groups	30
5. Output of Graduates	32
6. Progress of Income and Expenditure	34
7. University and College Finances (Recurring)	36

CHAPTER I

GENERAL SURVEY

1.1. The year 1965-66, the last year of the Third Five Year Plan, witnessed further expansion in almost all the fields of University education—general, technical and professional. To meet the growing demand of higher education two new universities were started, a number of new colleges were opened and capacity of some of the existing ones enlarged. To improve the content of education, new courses in some important and specialised branches were introduced and *increased facilities for research* both in Humanities and Sciences were provided and libraries and laboratories replenished.

1.2. In the field of University education, the Government of India continued to be responsible for the maintenance of four Central universities and a few other institutions of national importance and the co-ordination and maintenance of standards of higher education all over the country through the University Grants Commission. The U.G.C. continued to play a significant part in the promotion and co-ordination of university education, determination and maintenance of standards of teaching and examination and development of research in universities. The Commission, besides giving cent percent grants to Central universities for their maintenance and other development projects, provided liberal grants to certain universities and colleges for various development activities including construction of hostels, enlarging laboratory and library facilities and awarding scholarships and fellowships for research and post-graduate education.

1.3. During the year 1965-66, a sum of Rs. 17.55 crores was made available to the University Grants Commission (Rs. 12.55 crores for Plan and Rs. 5.00 crores for non-Plan purposes) by the Central Ministry of Education. Plan allocations include funds for the development of Engineering and Technology in institutions/departments maintained by the universities while non-plan allocations cover block grants to Central universities and institutions deemed as Universities, and maintenance grants to the non-government affiliated/costituent colleges of Dehli university in addition to administrative charges of the University Grants Commission. Out of the total funds allocated, Rs. 12.88 crores were spent on plan projects and Rs. 4.98 crores on non-plan projects during the year. The above allocation, however, excludes the grants received from the Government of India for specific purposes.

1.4. An account of the activities of the Central Government (including University Grants Commission) in the field of university education during the year 1965-66, is given below.

1.5. The Informal Consultative Committee of Members of Parliament on Education, in a resolution moved at its meeting, had recommended that University education be made a union subject, so that the country should have more or less uniform pattern of higher education. For the detailed consideration of the matter, a Committee of Members of Parliament under the Chairmanship of Shri P.N. Saprú, Member of the Rajya Sabha, was constituted. The Committee's report was submitted in July, 1964. Its copies were sent by the Ministry of Education to all State Governments, the concerned

Ministries of Government of India, as well as to the University Grants Commission. Some of the main recommendations made by the Committee are as under:—

(1) University and higher education should be transferred from the State list to the concurrent list, retaining intact Entry 66 in the Union List.

(2) Steps should be taken to see that more and more colleges adopt the pay scales prescribed by the University Grants Commission for affiliated colleges.

(3) Professional education including medical (basic), agricultural, engineering and law should also come within the purview of the University Grants Commission.

(4) The Committee is not in favour of single-faculty universities for neither the literatures nor philosophies or sciences can be separated one from the other. Nevertheless, the Committee recognises that there is place in our educational system for institutions of national status specialising in various disciplines.

(5) The U.G.C. Act should be so amended as to make it obligatory on the part of a State Government to consult the Commission before setting up a new university.

(6) The universities should pursue a common policy in regard to admissions and that admissions particularly to professional institutions be based upon merit consistently with due regard to the interest of scheduled castes, scheduled tribes and other socially and educationally backward classes of society.

(7) The Centre can play a great part in promoting higher education by establishing at least one Central Institution of higher standard in every State to serve as an example to other educational institutions in the State.

(8) Morning and evening colleges and correspondence courses should be established for the benefit of those who are unable to pursue regular courses. These recommendations were welcomed and generally agreed to by the University Grants Commission.

New Universities

1.6. During the year, two new universities, the University of Dibrugarh in Assam and that of Madurai in Tamil Nadu were established, thus raising the total number of universities in the country to 64. The universities of K.S. Darbhanga and Madurai could not supply statistics for the year 1965-66. Therefore, the statistical data presented gives information in respect of 62 universities only. The University Grants Commission agreed to the proposal of the State Government of Gujarat for the setting up of two new universities, one each at Surat and Bhavnagar in view of certain special circumstances and since the proposal for the new universities had been included in the Third Plan of the State and accepted by the Government of India.

1.7. A new Standing Committee was appointed to advise the University Grants Commission regarding proposals received for the establishment of new universities and for setting up university centres during the Fourth Plan.

1.8. The interim report of the U.G.C. Committee recommended that instead of establishing new universities forthwith, post-graduate centres may be established, as a preparatory step, leading to the establishment of new universities. In pursuance of this recommendation the Commission accepted the proposal of Punjab University for starting a regional Centre of Post-Graduate Studies at Simla. The Commission also accepted the proposal for giving assistance for development to the Post-Graduate Centre in Goa which is being run in collaboration with Bombay University.

1.9. Apart from the 64 universities, there were 9 institutions which were declared earlier as Deemed Universities under Section 3 of the University Grants Commission Act and 9 Institutions of National Importance. The statistics of Institutions of National Importance have been included for the first time in this publication.

Central Universities

1.10. The University Grants Commission continued to pay grants to the four Central universities *viz.* Aligarh Muslim University, Banaras Hindu University, Delhi University and Visva Bharati University on hundred per cent basis both for their maintenance and development. These grants were determined on the basis of recommendations of a committee which examined the budget estimates of these universities.

1.11. The pay scales of some categories of the administrative staff in the Central universities *viz.* Registrars, Deputy Registrars and Assistant Registrars were revised with effect from 1st August, 1964.

1.12. Some of the significant developments in the four Central universities in the matter of expansion and improvement of quality of education are briefly indicated below.

Aligarh Muslim University

1.13. Courses in Indian Humanities were expanded to include specialization in History and Philosophy besides Sanskrit, Arabic and Persian. The creation of a separate Department of Linguistics was sanctioned.

1.14. The Archaeological Excavations conducted by the Department of History at Atranji Khera (Distt. Etah in U.P.) were continued and received international recognition during the year. Additional staff and equipment for developing field work in Archaeology were also sanctioned by University Grants Commission. A project type of laboratory work was introduced in the post-graduate classes of the Department of Physics which continued to remodel its syllabi including laboratory work.

1.15. The Special Sub-Committee for Nematode Parasites of Cotton established a centre for study of Nematode Parasites in the Botany Department. A project in Entomology costing Rs. 1,76,884 was finalised with the help of experts of U.S. Department of Agriculture in India.

1.16. Other important developments in the university related to (i) the selection of the Department of Geology for research in Himalayan Geology, (ii) introduction of a diploma course in advanced mathematics and (iii) a new scheme of 'Composite Drug Research'.

Banaras Hindu University

1.17. A new Faculty of Commerce was established. Besides, several new departments were created in existing faculties—five in the Faculty of Medicine, namely, Departments of Microbiology, Ophthalmology, Radiology, Forensic Medicine and Paediatrics and six in the Faculty of Music and Fine Arts *viz.* Departments of Vocal Music, Instrumental Music, Musicology, Painting, Plastic Art and Applied Arts.

Delhi University

1.18. A new Department of Chinese Studies was established. Besides, some new courses were instituted. These were (a) Certificate course in Office Supervision for Women; (b) Diploma Course in Modern Arabic, Swahili and Spanish; (c) Evening classes for M. Ed.; (d) Correspondence Course for B. Ed.; (e) B.E. Tech. Course in the Faculty of Technology (Electrical, Mechanical and Civil); and (f) Certificate Course in Punjabi.

1.19. A research project entitled 'Physiology of Reproduction' having a valuable bearing on population control was being conducted in the Department of Zoology with the assistance of the Ford Foundation.

1.20 The Directorate of Translation in the Department of Hindi, which is entrusted with the responsibility of translating the standard works in Zoology, Mathematics and Political Science, has already brought out two volumes, while 5 others were ready for printing and 6 were still in the process of translation.

Visva Bharati

1.21. As a progressive step towards the development of a Department of Science, B.Sc. Honours courses in Botany and Zoology were started during the year.

1.22. The Department of Philosophy and Religion brought out two issues of its newly started 'Journal of Philosophy'. The first issue of the Rabindra-Jijnasa (Tagore Survey) was published under the auspices of the Rabindra Bhavan (an Institute of Tagore Studies and Research). The recently defunct journal 'Visva-Bharati' was revived with financial assistance received from Bissessurlal Halwasiya Trust.

1.23. Proposals for the setting up of two more Central Universities *viz.* Jawaharlal Nehru University and the Central University for Hill Areas of the North-Eastern Region of India are afoot. The former is proposed to be located in South Delhi and a Bill for the incorporation of the University has since been passed by the Rajya Sabha while the latter will be located in Shillong to meet the requirements of higher education of people of hill areas of Assam, Nagaland, N.E.F.A. and Manipur. The State legislature of Assam has already passed the requisite resolution. A provision of Rs. 70 lakhs was made in the current financial year for initial expenditure on the establishment of the proposed Jawaharlal Nehru University. A provision of Rs. 1 crore has been made in the budget estimates for 1966-67 for Jawaharlal Nehru University, as well as the proposed Central University for the North-Eastern Region of India.

5. *Committee on Standards*

1.24. The main observations and recommendations of the Committee on Standards appointed by the Commission to examine the standards of education in the universities were mentioned in the report for 1964-65. The report was printed and circulated to universities and colleges for their comments which were being received.

Committee on Collegiate Education

1.25. The Committee appointed in September, 1962 and reconstituted in April 1964 to suggest measures necessary for improvement of collegiate education in arts, science, commerce and teachers' training during the Fourth Plan period and make suggestions regarding the effective utilisation of resources available for the purpose, finalised its report which was referred to the Education Commission.

6. *General Education Programmes*

1.26. The Standing Committee on General Education was reconstituted in December, 1965. The Committee laid emphasis on teaching of general education directed towards arousing the students' curiosity and interest in important problems of contemporary life and society, both within and outside the prescribed curriculum. The Committee suggested that besides this, reading-cum-discussion clubs may be established, seminars/ summer schools may be organised for talented under-graduate students to introduce them to the rich cultural heritage of our country, extra mural lectures on selected topics of current interest may be organised in selected colleges and the reading of 'Great Books' may be encouraged as a part of language courses. According to the Committee, these steps will stimulate interest in various aspects of contemporary life and experience. The recommendations of the Committee were communicated to the universities for their comments.

1.27. A sum of Rs. 5.44 lakhs was paid to the universities and colleges in 1965-66 under the programme of General Education. On the recommendations of the Advisory Committee, limited grants have been provided to some selected colleges for establishing small general education libraries.

7. *Committee on Area Studies*

1.28. The programme of developing area studies as recommended by the Shiva Rao Committee envisaged an intensive study of the historical, cultural, social and economic background of different regions or countries particularly those with which India is directly or more intimately concerned; it also envisaged the teaching of the languages of the areas concerned, and the deputation of selected scholars having the right aptitudes to particular areas for limited periods to undertake an intensive study of problems of the regions concerned, the whole programme to be implemented by introducing optional groups of papers in social sciences with particular reference to different areas selected for intensive study. The Standing Committee appointed by the University Grants Commission to advise the Commission regarding measures to be taken to implement the programmes, invited proposals from some universities for making a modest beginning in the field of area studies. Of these universities, the Aligarh Muslim University and the Jadavpur University sent certain concrete proposals. A small committee was sent to these universities to examine and discuss these proposals.

1.29. On the recommendation of the advisory committee on area studies, the U.G.C. gave its approval to the programme of South Asian Studies in the Rajasthan university and a research project on Indo-Arab relations in the Osmania University. These programmes are proposed to be conducted with the assistance of Asia Foundation.

8. *Three-Year Degree Course*

1.30. The three-year degree course has been introduced by all the universities providing under-graduate courses in arts science and commerce except the Bombay University and the State universities of Uttar Pradesh. The matter of introducing the three-year degree course is still under consideration by the Bombay University and Uttar Pradesh State Government.

1.31. Non-recurring grants amounting to Rs. 5.92 crores and recurring grants totalling Rs. 2.24 crores were disbursed to the universities and colleges concerned upto 31st March, 1966 under the scheme. During 1965-66, an amount of Rs. 43.21 lakhs for non-recurring and Rs. 24.74 lakhs for recurring expenditure was released.

9. *Post-Graduate Education*

1.32. Grants amounting to Rs. 19.56 lakhs were paid to various colleges for the development of post-graduate courses in science subjects while grants totalling Rs. 12.20 lakhs were paid for the development of post-graduate courses in humanities and social sciences.

10. *Development Projects*

1.33. The University Grants Commission released grants amounting to Rs. 3.89 crores to various universities for development programmes. Of this, Rs. 2.51 crores was paid to 49 universities and 3 deemed as universities for science departments and Rs. 1.38 crores to 53 universities and 7 deemed as universities for departments in humanities and social sciences.

11. *Centres of Advanced Study*

1.34. The scheme for the establishment of the centres of advanced study in the universities with a view to promoting the pursuit of excellence and improving quality and raising standards at the post-graduate and research level continued to make steady progress during the year under report. In all, 26 university departments were recognised and assisted to function as centres of advanced study. These centres have strengthened their teaching and research programmes. About 25 seminars and symposia were organised at these centres on specialised topics. Some of the centres have undertaken special programmes for training teachers from the affiliated colleges and acquainting them with new developments and techniques in their field of work. During the year, grants amounting to Rs. 59.79 lakhs were paid to centres of advanced study—Rs. 39.93 lakhs for centres in science subjects and Rs. 19.86 lakhs for centres in humanities.

12. *Professional Education*

(a) *Education in Agriculture*

1.35. The number of agricultural universities during the year under report stood at seven—the same as in 1964-65. These were (i) Andhra Pradesh

Agricultural University, Hyderabad (2) Jawaharlal Nehru Krishi Vishwa-vidyalaya, Jabalpur (3) Orissa University of Agriculture and Technology, Bhubaneswar (4) Punjab Agricultural University, Ludhiana (5) University of Agricultural Sciences, Malleswaram (Hebbal) Bangalore (6) U.P. Agricultural University, Pant Nagar and (7) the Indian Agricultural Research Institute, New Delhi which is an institution termed as Deemed University under Section 3 of the University Grants Commission Act.

(b) *Medical Sciences*

1.36. University Grants Commission assists certain selected universities for establishing post-graduate institutes in basic medical sciences. The proposals of the Andhra and Delhi Universities in this respect were still under examination. The expenditure on buildings, staff, equipment, library books and maintenance of medical colleges at Aligarh Muslim University and Banaras Hindu University is being met by the Commission. The question of the maintenance of the hospitals attached to the medical colleges was under consideration.

(c) *Engineering and Technological Education*

1.37. During the year, grants amounting to Rs. 191.57 lakhs were paid to 21 universities and 2 institutions termed as deemed universities (Birla Institute of Technology and Science and the Indian Institute of Science) for the development and expansion of engineering and technological education. These grants are inclusive of payments made for the development and expansion of post-graduate and under-graduate courses, institution of specialised courses, extension of the duration of existing courses, revision of salary scales, construction of hostels and staff quarters, award of fellowships and provision of students' amenities.

13. *Correspondence Courses and Evening Colleges*

1.38. The scheme of correspondence courses started in Delhi University in 1962-63 was continued during the year. Correspondence courses for B. Ed. and evening class for M. Ed. were started during the year.

14. *Teachers*

1.39. In pursuance of the recommendations of the Vice-Chancellor's Conference held in October, 1962, the University Grants Commission appointed a committee to prepare a draft of model service rules for university and college teachers. The work of this committee was in progress. The present pattern of staffing in the universities i.e. the relative strength of professors, readers and lecturers, and the question of providing supernumerary higher posts to persons of outstanding merit was being reviewed by another committee. The question of appointment of professors in the universities has already been examined by a committee appointed for the purpose, whose report has been accepted by the Commission and circulated to the universities. The Committee *inter alia* made the following recommendations:—

- (a) In the Fourth Plan period, the number of professorships to be created should be related to the number of capable persons available. Professorial posts should not be filled up unless qualified people are available.

- (b) An attempt should be made to discourage students from going abroad for higher studies at an early stage. Only a few selected people of the age group 30-35 may be sent abroad for training for a year or two, to learn special techniques and to work on problems which they can continue on their return to India.
- (c) Residential accommodation should be provided to the teachers in the vicinity of the university/college campus.
- (d) Scholarships and fellowships which are awarded by a number of agencies should be awarded by only one agency, preferably the University Grants Commission.

1.40. During the year under report, Utkal University agreed to introduce the scales of pay for teachers recommended by the University Grants Commission, thus bringing the number of universities which have agreed to implement UGC scales to 43. The Commission also agreed to provide assistance for the implementation of the UGC pay scales to the Gujarat Vidyapeeth, an institution termed as 'deemed' university. About 5,000 university teachers are likely to benefit from the revised pay scales. The Commission on the recommendation of the Government of India agreed to continue its assistance towards the revision of salary scales of technical teachers in engineering and technological departments/institutions maintained by the universities for a further period of 2 years.

1.41. During the year, the University Grants Commission paid grants amounting to Rs. 53.26 lakhs to the universities towards revision of salary scales of college and university teachers. Of this, Rs. 8.55 lakhs was received by 18 universities for teachers of colleges under them, Rs. 23.47 lakhs by 28 universities for university teachers and Rs. 21.24 lakhs by 13 universities for technical teachers.

1.42. The recommendations of the committee appointed to review the pay scales of university and college teachers were accepted by the Government of India who decided to give special assistance to the State Governments for implementing the recommendations with effect from 1st April 1966. The assistance from the Centre would be limited to 80 per cent of the additional expenditure involved and will be available for a period of five years. The remaining 20 per cent of the additional expenditure are required to be met by the State Government who are not expected to pass on any portion of the liability for it to the managements of private colleges.

1.43. Under the scheme of providing financial assistance to teachers in universities and colleges for undertaking research or "learned work" the U.G.C. approved grants to teachers for 257 research projects in humanities and social sciences and 334 in science subjects (including engineering and technology) and paid an amount of Rs. 3.66 lakhs (Rs. 2.42 lakhs for projects in science, engineering and technology, and Rs. 1.24 lakhs for those in humanities and social sciences) to universities and colleges for providing assistance to teachers concerned.

1.44. The scheme for the exchange of teachers sponsored by the Commission in 1964-65, under which financial assistance in the form of an annual lump sum grant of Rs. 10,000 to a university (Rs. 3,000 to Rs. 5,000 in the case of an institution deemed as university) is given, was continued during the year. The scheme is intended to enable them to invite reputed teachers and

experts from other universities or centres of learning in the country, for a short period, to deliver lectures, conduct seminars or advise research workers. Grants amounting to Rs. 2.41 lakhs were paid to 27 universities under this scheme during 1964-65 and 1965-66.

1.45. Under the scheme of assisting outstanding teachers to continue their teaching/research after superannuation, 56 retired teachers received the award thus bringing the total number of such beneficiaries to 257. An amount of Rs. 9.79 lakhs was paid to the universities and colleges for these teachers during the year, on this account.

1.46. Travel grants amounting to Rs. 1.76 lakhs were paid to universities during the current year for providing grants to teachers and research workers for visiting centres of research in pursuance of their research work for undergoing specialised training in their fields. Besides, partial assistance to the extent of 50 per cent of the expenditure on foreign travel was also provided to those university college teachers who were selected to attend international conferences abroad.

1.47. Apart from this, the Commission considered a proposal received from the Government of India regarding assistance to Indian scientists/engineers in foreign countries, for returning to India and accepting assignments here. The Commission accepted the proposal in principle and agreed to assist the universities to meet fifty percent of the costs of such return journeys provided the other fifty percent was found by the universities/State Governments concerned.

1.48. Under the scheme of giving financial assistance to universities for the construction of staff quarters, the U.G.C. approved the proposals of two universities estimated at Rs. 4.25 lakhs, the Commission's share being Rs. 3.60 lakhs. Grants amounting to Rs. 58.06 lakhs were released to the universities during 1965-66 on this account. For the construction of staff quarters in colleges, grants amounting to Rs. 3.27 lakhs were paid to the colleges. Under the scheme of giving assistance to the universities for the construction of teachers' hostels, the Commission paid Rs. 42.16 lakhs to the universities concerned during the current year.

15. *Scholarships and Fellowships*

1.49. During the year, University Grants Commission awarded 265 scholarships of Rs. 200 each to various universities for research in humanities (including social sciences) and science subjects. A sum of Rs. 10.90 lakhs (Rs. 6.42 lakhs for scholarships in humanities and social sciences and Rs. 4.48 lakhs for those in science subjects) was paid to the universities for disbursement to scholars during 1965-66.

1.50. 21 Senior fellowships, each of the value of Rs. 500 p.m. and 69 junior fellowships, each of the value of Rs. 300 p.m. were awarded by University Grants Commission for advanced study and research in humanities and social sciences. Grants amounting to Rs. 10.80 lakhs were paid to universities concerned for junior and senior fellowships including those selected during the previous year. For research in science subjects, 27 senior fellowships and 97 junior fellowships were awarded and an amount of Rs. 10.51 lakhs was paid to various institutions for these fellowships including those of the previous year also. In addition, 60 fellowships, each of the value of Rs. 400 p.m., were

awarded by the Commission for advanced study and research in engineering and technology during the year, while the total number of senior fellows working in engineering and technology was 65 and an amount of Rs. 3.12 lakhs was released to the institutions for the purpose.

16. *Foreign Aid Programme*

1.51. Under the United States P.L. 480 Programme for assistance, 34 fresh proposals for research in Agricultural Sciences were forwarded by University Grants Commission to the Ministry of Food and Agriculture and a total sum of Rs. 2.34 crores was made available to different universities for the purpose. Some research proposals in Physical and Biological Sciences were also approved for assistance.

1.52. Six British Scientists visited Indian Universities and Five Indian Scientists went to United Kingdom under the scheme of Exchange of Visits by Scientists.

1.53. Under the Cultural Exchange Programmes, six teachers from the Soviet Union and one from Czechoslovakia visited India while four Indian teachers went to the Soviet Union. A delegation of three Indian educationists visited the German Democratic Republic. Under Indo-Soviet Cultural Exchange Programme, one teacher of Telugu from Andhra University went to Leningrad State University to teach the language for a period of one year and fifteen common language teachers worked in the various universities and institutions of higher education in India.

17. *Students' Welfare*

1.54. The existing schemes relating to students' welfare were continued during the year. The various welfare schemes approved and the actual grants paid to various universities/colleges for the same are given below:—

Scheme	Amount of grants paid
1	2
	Rs. lakhs
1. Construction of hostels—	
(a) Grants to Universities	66.24
(b) Grants to Colleges	38.42
2. Establishment of Students' Homes—Proposals approved for 7 universities but grants paid to 5 universities	2.75
3. Establishment of Non-Resident Students' Centres—	
Grants to Universities and Colleges	7.24*
4. Construction of Guest Houses—	
Grants to 11 Universities	3.00
5. Establishment of Health Centres—	
Grants to 14 Universities	2.00

*Grants were paid to the universities but the break-up of the amount paid to universities / colleges is not available.

1	2
6. Establishment of Students' Aid Funds—	Rs. lakhs
Grants to Universities	1.08
Grants to Colleges	14.77
7. Purchase of Water Coolers .	
Grants to Universities and Colleges	1.26*
8. Establishment of Text Book Libraries—	
Grants to Colleges	21.09
9. Establishment of hobby workshops—	
Grants to Universities and Colleges	1.18*

1.55. The Committee appointed in 1965-66 to review and evaluate the scheme of hobby workshop observed that the scheme received low priority in most of the colleges. The Committee therefore recommended stopping of fresh sanctions. This recommendation was approved by the U.G.C. and brought to the notice of the universities.

18. Miscellaneous Grants

1.56. Apart from the grants paid to the universities and colleges by the University Grants Commission for various development schemes mentioned in the preceding paras, the Commission continued to provide grants and financial assistance to universities and colleges for some of the other schemes relating to the improvement of academic and physical development. A broad break-up of these grants is given below:

S.No.	Scheme	Amount of Grant/ Financial Assistance Paid
1	2	3
	<i>A. Grants paid to universities for</i>	Rs. lakhs
1.	Organising Summer Institutes	10.90
2.	Organising Summer Schools	4.37
3.	Organising Seminars and Symposia	4.49
4.	Organising Conferences and Refresher courses	2.19
5.	Organising Extension Lectures by University and College Teachers	1.02
6.	Construction of Hostels	66.24
7.	Library Buildings	40.12
8.	Publication of Research Work including Doctoral Thesis	1.55
9.	Establishment or Improvement of Printing Presses	9.65
10.	Library Facilities—	
	(a) for Books and Journals on Humanities and Social Sciences	25.30
	(b) for Books and Journals on Science Subjects	30.60

*Grants were paid but the amount paid separately to universities/colleges is not available.

1	2	3
<i>B. Grants paid to colleges for</i>		Rs. lakhs
1.	Centenary Grants for Development Projects of Permanent Nature like Construction of Buildings, Purchase of Books and Equipment, etc.	2.10
2.	Improvement of Library and Laboratory Facilities	39.81

CHAPTER II

STATISTICAL SURVEY

SECTION 1—INSTITUTIONS

2.1. In the year 1965-66 two new universities were established, one at Madurai in Tamil Nadu and the other at Dibrugarh in Assam, thus bringing the total number to 64 in 1965-66. The number of Deemed Universities and Institutions of National Importance in 1965-66 was 9 each and during 1965-66 no additional institutions were declared either as Deemed Universities or as Institutions of National Importance.

2.2. The purpose of this chapter is to present various significant statistics relating to higher education in India for the year 1965-66. The Universities of Madurai and K.S. Darbhanga could not supply requisite statistical data and hence information in respect of these universities could not be included. Inadequate information was supplied by the Universities of Indira Kala Sangeet, Rabindra Bharati, Varanaseya Sanskrit V. V. and certain Institutions of National Importance, i.e. (i) Hindi Sahitya Sammelan, Prayag, Allahabad (ii) All India Institute of Medical Sciences, New Delhi (iii) Indian Institute of Technology, Kharagpur (iv) Indian Statistical Institute, Calcutta. Hence information pertaining to these institutions is included to the extent available. The distribution of the universities, deemed universities and institutions of national importance by the states in which they were functioning is given in Statement No. 1:—

STATEMENT NO. 1

Distribution of Universities by States

S.No.	State	Universities	Institutions of National Importance	Deemed Universities
1	2	3	4	5
1	Andhra Pradesh	4
2	Assam	2
3	Bihar	6
4	Gujarat	3
5	Jammu & Kashmir	1
6	Kerala	1
7	Madhya Pradesh	8
8	Madras (Tamil Nadu)	3	1	..
9	Maharashtra	6	1	1
10	Mysore	4
11	Orissa	2
12	Punjab	4	1	..

1	2	3	4	5
13. Rajasthan		3	..	1
14. Uttar Pradesh		9	2	2
15. West Bengal		7	2	..
16. Union Territories		1	2	3
TOTAL		64	9	9

2.3 While information about the year of foundation/reconstitution of the universities, their territorial jurisdiction, type and the faculties established by each one of them, is presented in table I-A on page 42 the all India figures showing the type of Universities, is given below in Statement No. 2.

STATEMENT No. 2
Universities by Type

S.No.	Type	Number
1	2	3
1.	Teaching and Affiliating	40
2.	Residential and Teaching	19
3.	Teaching and Federal	4
4.	Affiliating	1
TOTAL		64

2.4 The language through which instruction was imparted and the examinations conducted at various stages of general and professional education are delineated in table I-B.

Teaching Departments

2.5 The number of teaching departments in various universities increased from 679 in 1964-65 to 795 in 1965-66 and in the Deemed Universities it rose from 71 in 1964-65 to 75 in 1965-66. The 81 teaching departments of the institutions of national importance have been included in this publication for the first time.

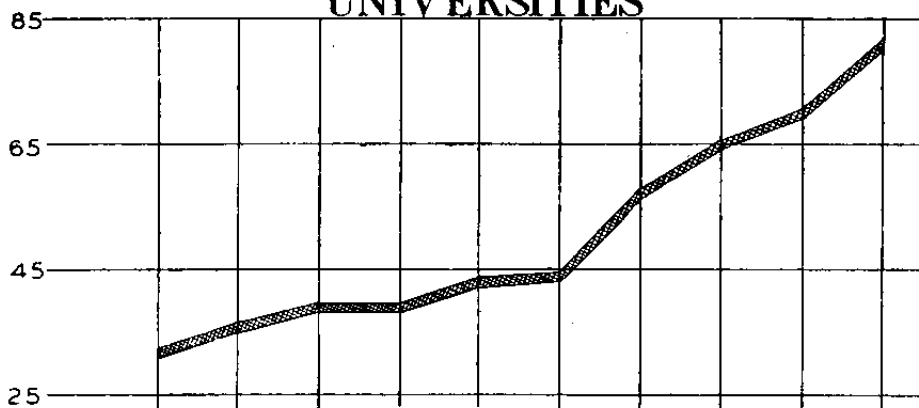
2.6 Detailed data showing fields of education covered by the university teaching departments of each university is furnished in table II-A whereas the all India comparative account for the years 1964-65 and 1965-66 is given below in Statement No. 3.

STATEMENT No. 3
Number of Teaching Departments

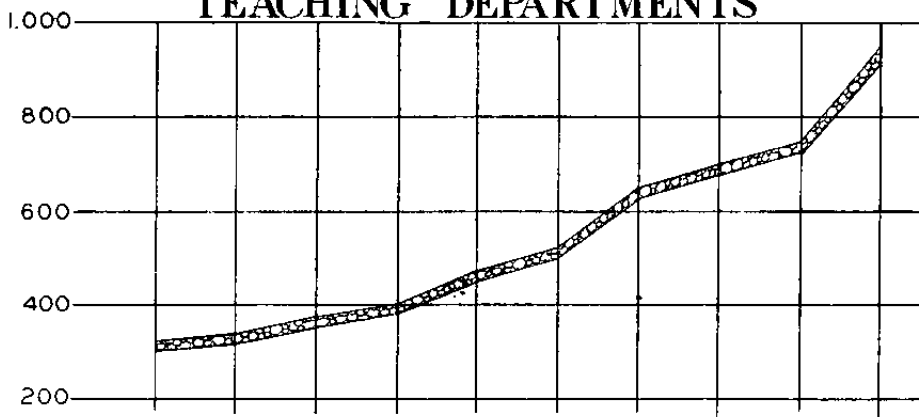
S.No.	Type of Education	Universities		Deemed Universities		Institutions of National Importance*
		1964-65	1965-66	1964-65	1965-66	
1	2	3	4	5	6	7
1.	For General Education	527	602	39	40	19
(a)	Arts	301	364	23	27	3

*Included for the first time.

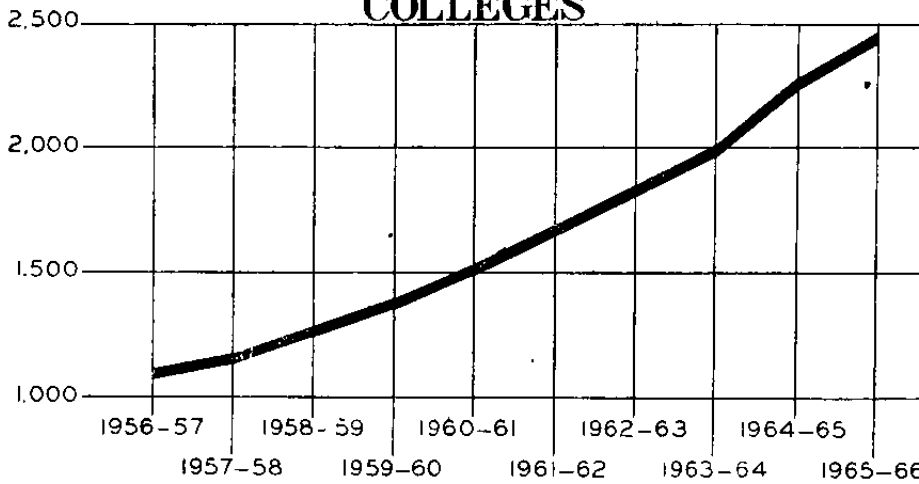
PROGRESS OF UNIVERSITY EDUCATION UNIVERSITIES



TEACHING DEPARTMENTS



COLLEGES



1	2	3	4	5	6	7
	(b) Science	180	198	16*	13	15
	(c) Arts & Science	28	34	1
	(d) Home Science	1	1
	(e) Others	17	5
2.	For Professional Education	149	170	32	35	62
	(a) Agriculture	3	5	7	10	..
	(b) Commerce	26	22	1	1	..
	(c) Education	14	17
	(d) Engineering and Technology	23	27	14	15	34
	(e) Law	15	19	1	1	..
	(f) Medicine					
	(i) Allopathy	31	31	28
	(ii) Ayurvedic	1	2
	(iii) Unani/Tibbia	1	1
	(iv) Dentistry	1	1
	(v) Pharmacy	2	3	1	1	..
	(g) Physical Education	3	3
	(h) Veterinary Science	2
	(i) Fine Arts, Music and Dancing	13	14
	(j) Library Science	9	12
	(k) Others	7	11	8	7	..
3.	Oriental Studies	2	22**
4.	General, Professional and other Education	1	1
	TOTAL	679	795	71	75	81

2.7. The names of the teaching departments of each university, deemed universities and institutions of national importance are shown in table II—B.

Colleges

2.8. The number of colleges maintained by or affiliated to the universities was 2,448 in 1965-66 as against 2,265 in 1964-65. This gives an increase of 8.1 per cent during the year under review.

2.9 The number of (188 in all) colleges newly affiliated to each one of the universities during 1965-66 is indicated below in Statement No. 4. Of the 5 disaffiliated/closed down colleges 1 each belonged to Banaras Hindu University and Indira Kala Sangeet Vishwa Vidyalaya and 3 belonged to Delhi University.

STATEMENT No. 4 New Colleges

S.No.	University	Number of New Colleges
1	2	3
1.	Agra	8
2.	Andhra	1
3.	Bangalore	1

*Includes one department each of Agri. Botany, Agri. Chemistry & Agri. Physics.

**20 Colleges of the Varanaseya Sanskrit Vishwavidyalaya included for the first time.

1	2	3
4.	Baroda	2
5.	Bhagalpur	1
6.	Bihar	3
7.	Bombay	1
8.	Calcutta	11
9.	Dibrugarh	1
10.	Gorakhpur	6
11.	Gujarat	10
12.	Indore	2
13.	Jabalpur	1
14.	Jiwaji	7
15.	Jodhpur	1
16.	Karnatak	5
17.	Kerala	17
18.	Kurukshetra	2
19.	Madras	17
20.	Marathwada	1
21.	Mysore	10
22.	Nagpur	10
23.	Osmania	12
24.	Panjab	7
25.	Poona	1
26.	Punjab Agri.	1
27.	Rajasthan	10
28.	Ranchi	1
29.	Ravi Shankar	6
30.	Sardar Patel	1
31.	Saugar	5
32.	Shivaji	11
33.	Sri Venkateswara	7
34.	U.P. Agricultural	1
35.	Utkal	4
36.	Vikram	3
TOTAL		188

2.10. Of the total number of 2,448 colleges, 296 (12.1 per cent) were meant exclusively for females. As can be seen from table III—A the number of university/constituent and affiliated colleges was 381 and 2,067 respectively. The corresponding figures for the year 1964-65 were 377 and 1,888 respectively.

2.11. The number and the percentage of colleges managed by various agencies on an all India basis is indicated below in Statement No. 5. Similar data classified by universities is provided in table III—B.

STATEMENT NO. 5
Distribution of Colleges by Management

S. No.	Management	Number		Percentage	
		1964-65	1965-66	1964-65	1965-66
1	2	3	4	5	6
1.	University	158	171	7.0	7.0
2.	Government				
	(a) State	553	539	24.4	22.0
	(b) Central	13	16	0.6	0.7
3.	Local Boards	14	19	0.6	0.8
4.	Private Bodies				
	(a) Aided	1,440	1,563	63.6	63.8
	(b) Unaided	87	140	3.8	5.7
	TOTAL	2,265	2,448	100.00	100.00

2.12. The distribution of university/constituent and affiliated colleges functioning under universities by fields of education is given in table IV-A. The all India comparative numerical position for the years 1964-65 and 1965-66 is depicted below in Statement No. 6.

STATEMENT NO. 6
Distribution of Colleges by Fields of Education

S.No.	Type of Education	Number of Colleges	
		1964-65	1965-66
1	2	3	4
1.	General Education	945	1,028
	(a) Arts	440	428
	(b) Science	90	77
	(c) Arts and Science	401	512
	(d) Home Science	14	10
	(e) Others	1
2.	Professional Education	631	669
	(a) Agriculture	51	54
	(b) Commerce	47	54
	(c) Education/T.T.	174	186
	(d) Engineering and Technology	95	100
	(e) Law	63	66
	(f) Medicine		
	(i) Allopathy	82	87
	(ii) Ayurvedic	10	13
	(iii) Dentistry	8	8
	(iv) Nursing	8	8
	(v) Pharmacy	2	2

1	2	3	4
	(g) Fine Arts and Music/Dancing	59	60
	(h) Physical Education	6	7
	(i) Veterinary Science	19	19
	(j) Others	7	5
3.	Oriental Studies	62	60
4.	General, Professional and Other Education	627	691
	TOTAL	2,265	2,448

2.13. The number of general education, professional education and the general, professional & other education colleges increased by 83, 38 and 64 respectively whereas the colleges for oriental studies and other professional education decreased by 2, in each case.

2.14. Though the colleges for arts (only), science (only), and home science (only) decreased by 12, 13 and 4 respectively the colleges for arts & science and other general education increased by 112 during the year under report. Thus there was an overall increase of 83 in the number of general education colleges.

2.15. Total increase in the number of professional education colleges was 38. Included in this increase were colleges for Agriculture 3, Commerce 7, Education 12, Engineering and Technology 5, Law 3, Medicine 8, Fine Arts 1, and Physical Education 1, while the colleges for Other Professional Education decreased by 2. There was an increase of 64 in the case of General, Professional and Other Education colleges while the colleges for Oriental Education decreased by 2. The number of colleges providing a variety of academic courses i.e. general education courses, professional education courses as well as the other education courses was 691. The details of these courses, by universities, are available in table IV-B whereas the all India data in concise form is given below in Statement No. 7.

STATEMENT No. 7

Number and type of courses provided by the 691 colleges of General, Professional and Other Education

S.No.	Type of Courses	Number of Courses
1	2	3
1.	General Education	691
	(a) Arts	200
	(b) Science	40
	(c) Arts & Science	449
	(d) Home Science	2
2.	Professional Education	854
	(a) Agriculture	25
	(b) Commerce	509
	(c) Education/Teachers' Training	76

1	2	3
(d) Engineering and Technology		89
(e) Law		45
(f) Medicine (Allopathy/Homoeopathy/Nursing etc.)		82
(g) Pharmacy		1
(h) Fine Arts		6
(i) Physical Education		1
(j) Others		20
3. Oriental Learning		1
TOTAL		1,546

2.16. Apart from the colleges mentioned above 9 colleges were maintained by/or affiliated to the Deemed Universities. Of these colleges, 4 and 5 provided facilities for general education and professional education respectively.

Boards of Intermediate Education

2.17. In India, only one Board *i.e.* the Board of High School and Intermediate Education, Uttar Pradesh, Allahabad conducts the Intermediate Examination.

2.18. There were 1,216 Intermediate colleges affiliated to this Board of which 29 colleges were affiliated for the degree courses to certain universities too. Hence the data in respect of these colleges has been covered by the concerned universities. The bifurcation of 1,216 colleges by fields of instruction was as follows:—

STATEMENT NO. 8

Boards of Intermediate Education

S.No.	Type of Colleges	Number of Colleges
1	2	3
1. General Education		679
2. Professional Education		23
3. Agriculture		8
4. Commerce		4
5. Others		17
6. General and Professional Education		485
TOTAL		1,216

SECTION II—ENROLMENT

2.19. The number of students in university teaching departments, constituent colleges and the colleges affiliated to universities and Boards of Education stood at 17,06,328 (13,50,326 boys and 3,56,002 girls). Corresponding figures for the previous year were 15,06,322 (12,07,678 boys and 2,98,644 girls). This gives an increase of 13.3 per cent (11.8 per cent for

boys and 19.2 per cent for girls). The break-up of all India enrolment in universities by various categories of institutions is given below in Statement No. 9 whereas the data in respect of each university is furnished in Table V.

STATEMENT No. 9

Enrolment by type of Institution

S.No.	Type of Institution	1964-65		1965-66	
		Boys	Girls	Boys	Girls
1	2	3	4	5	6
1.	University teaching departments . . .	68,608	11,680	73,391	13,958
2.	University/constituent Colleges . . .	2,08,161	66,019	2,34,428	75,326
3.	Colleges affiliated to universities . . .	7,46,398	1,88,007	8,37,092	2,29,524
4.	Colleges/Classes affiliated to Boards . . .	1,84,511	32,938	2,05,415	37,194
	TOTAL . . .	12,07,678	2,98,644	13,50,326	3,56,002

2.20. As usual, the highest number of students was enrolled by the Calcutta University, (1,41,068), the next position was held by the Kerala University (1,14,711) while the next five successive positions were held by the universities of Madras (96,406), Punjab (79,336), Gujarat (72,913), Agra (69,938) and Bombay (62,800). Enrolment in four universities was less than one thousand. The number of universities falling under various enrolment slabs is indicated below in *Statement No.10*.

STATEMENT No. 10

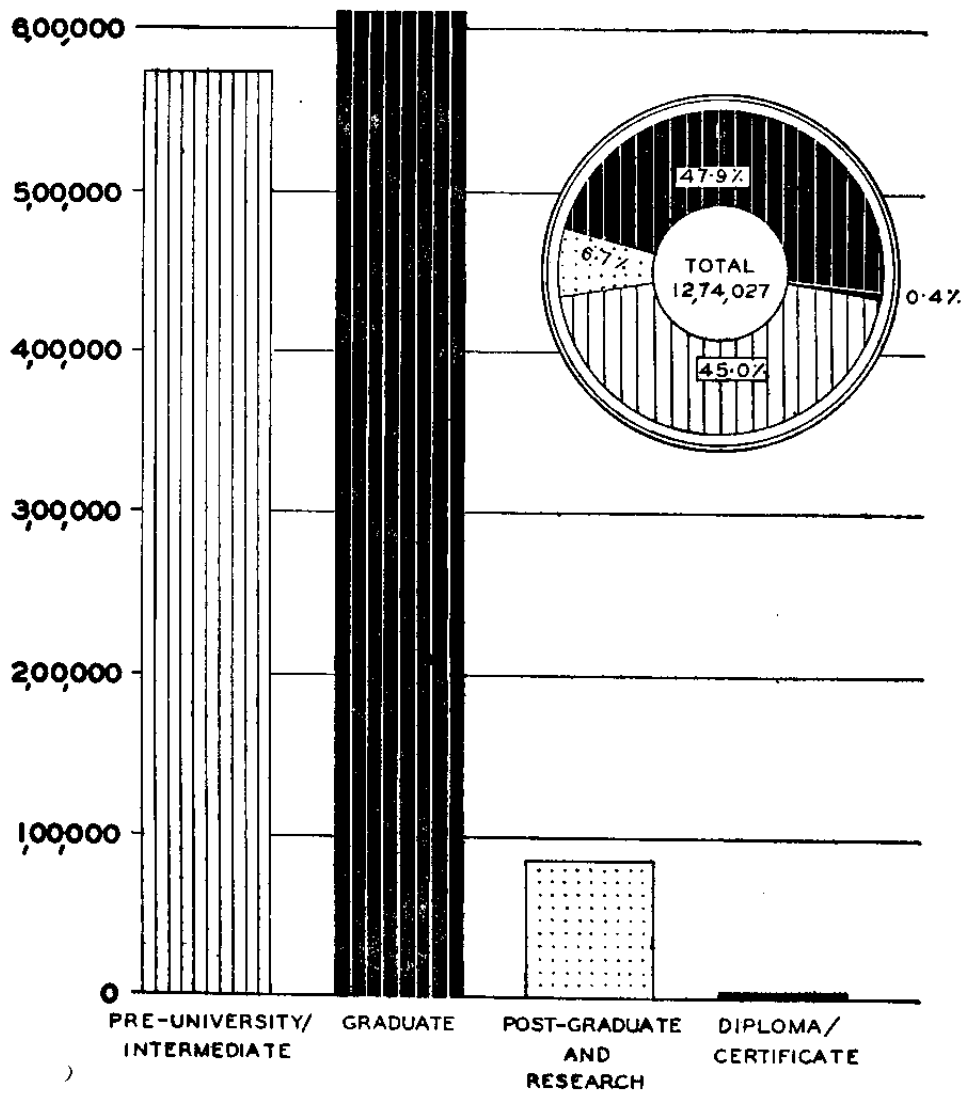
Distribution of Universities by Enrolment Groups

S.No.	Enrolment Group	Number of Institutions		
		Institutions of National Importance	Deemed Universities	Universities
1	2	3	4	5
1.	Above 1 lakh	2
2.	50001 to 1 lakh	5
3.	25001 to 50,000	14
4.	10001 to 25,000	19
5.	5,001 to 10,000	6
6.	1,001 to 5,000	5	2	12
7.	1000 and below	3	7	4
	TOTAL	8†	9	62

2.21. The ensuing Statement No. 11 shows comparative enrolment data for the years 1963-64, 1964-65 and 1965-66 by level of education. Of the total

†Information regarding Hindi Sahitya Sammelan is not available.

NUMBER OF STUDENTS RECEIVING GENERAL EDUCATION 1965-66



enrolment 6,60,535 (38.7 per cent) students were enrolled at the intermediate/pre-university stage, 9,22,388 (54.1 per cent) at the degree stage, 1,05,170 (6.1 per cent) at the post-graduate stage and the remaining 18,235 (1.1 per cent) pursued diploma/certificate courses.

STATEMENT NO. 11

Enrolment in Universities and Boards by Stages of Education

S. No.	Stages of Education	Number		Percentage	
		1965-66	1964-65	1965-66	1964-65
1	2	3	4	5	6
1.	Intermediate and Pre-University (Including pre-professional)	6,60,535	38.7	38.1	39.5
2.	Graduate	9,22,388	54.1	54.1	53.2
3.	Post-Graduate/Research	1,05,170	6.1	6.6	6.3
4.	Diploma and Certificate	18,235	1.1	0.7	1.0
TOTAL		17,06,328	100.0	100.0	100.0

Table VI gives enrolment by universities and by the specific fields of study whereas table VII shows the dispersal of this enrolment by fields of study and by the standard of education. The all India figures are given below in Statement No. 12.

STATEMENT NO. 12

Enrolment in Universities, their Colleges and the Boards of High School & Intermediate Education

S. No.	Type of Education	Total Enrolment		Enrolment by Stages (1965-66)			
		1964-65	1965-66	Inter/Pre-University	Graduate	Post Graduate/Doctorate	Diploma/Certificate
1	2	3	4	5	6	7	8
1.	General Education	11,09,022	12,70,171	5,72,908	6,09,288	83,167	4,808
	(a) Arts	6,35,963	7,37,846	3,14,174	3,61,079	58,076	4,517
	(b) Science	4,66,073	5,24,401	2,57,633	2,43,573	23,107	88
	(c) Home Science	5,344	6,143	1,101	4,568	338	136
	(d) Others	1,642	1,781	..	68	1,646	67
2.	Professional Education	3,93,648	4,31,014	87,282	3,10,489	21,754	11,489
	(a) Agriculture	45,920	49,302	25,169	20,980	2,937	216
	(b) Commerce	1,39,714	1,51,323	44,320	98,285	8,581	137
	(c) Education/Teacher's Training	28,184	32,818	..	28,798	1,663	2,357
	(d) Engineering & Tech.	74,486	78,157	6,677	66,934	1,895	2,651
	(e) Law	32,615	35,524	..	34,048	1,167	309
	(f) Medicine						
	(i) Allopathy	55,064	61,185	6,032	49,724	3,976	1,453
	(ii) Ayurvedic/Unani	1,553	2,158	..	2,112	46	..
	(iii) Dentistry	1,678	2,038	60	1,856	122	..
	(iv) Nursing	403	484	10	459	15	..
	(v) Pharmacy	1,009	1,612	..	993	86	533

1	2	3	4	5	6	7	8
(g) Veterinary Sc. .		4,932	5,988	323	5,160	445	60
(h) Physical Educa- tion		570	588	..	308	58	222
(i) Fine Arts, Music/Danc- ing		1,526	2,046	119	216	163	1,548
(j) Others		5,994	7,791	4,572	616	600	2,003
3. Oriental Studies . .		3,652	5,143	345	2,611	249	1,938
<i>TOTAL</i>		15,06,322	17,06,328	6,60,535	9,22,388	1,05,170	18,235

2.22. The above statement gives comparative enrolment data for the years 1964-65 and 1965-66 by fields of education besides giving break-up of enrolment for the years 1965-66 by levels of education.

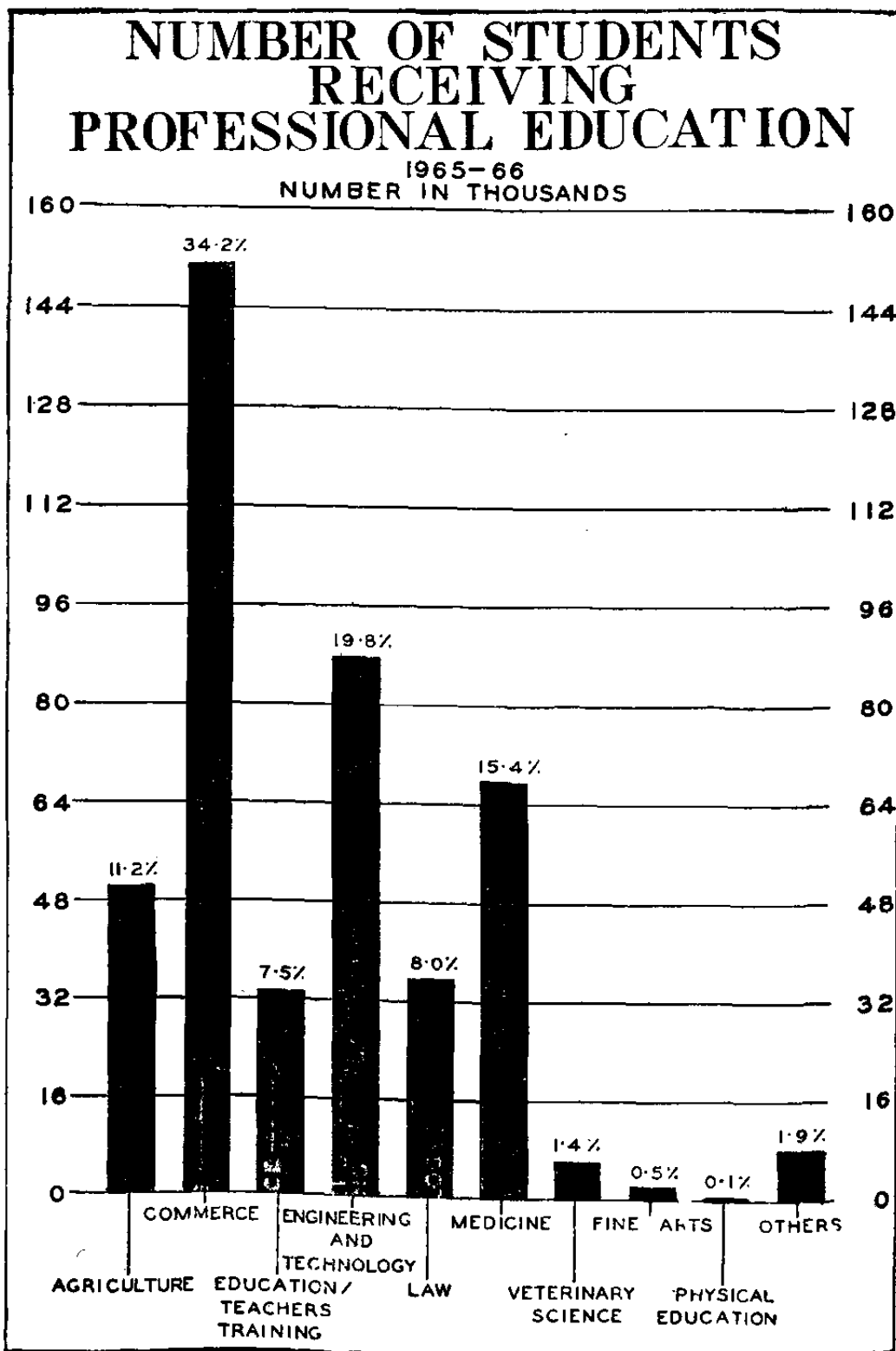
2.23. At the Intermediate stage, 36.7 per cent, 13.2 per cent and 0.1 per cent were interested in general, professional and other education respectively. The corresponding percentages of students enrolled for the degree courses were 66.1, 33.7 and 0.2 respectively. At the post-graduate level 79.1, 20.7 and 0.2 per cent of the students pursued general, professional and other education respectively whereas similar percentages for the students of diploma/certificate courses were 26.4, 63.0 and 10.6 respectively.

2.24. Of the total enrolment 2,42,609 students were attending institutions affiliated to the Board of H.S. & Intermediate Education. Of these 37,194 (15.3 per cent) happened to be girls. Of the total number 1,99,631 (82.3 per cent) opted for general education 38,406 (15.8 per cent) pursued professional education and the remaining 4,572 (1.9 per cent) followed other education courses. The number of students attending universities and their colleges was 14,63,719. This figure constituted of 3,18,808 (21.8 per cent) girls. Of the students enrolled at universities and their colleges 10,70,540 (73.1 per cent) were interested in general education, 3,88,036 (26.5 per cent) were enrolled for professional education and the residual number of 5,143 (0.4 per cent) attended other education courses.

2.25. Amongst the professional education courses, Medicine, Teacher's Training, Music & Dancing and Nursing continued to be the mainstay for girls.

2.26. The number of higher education students coming from rural areas was 4,13,361 in 1964-65 and 4,97,250 in 1965-66. The percentage of these students to total enrolment was 32.1 in 1964-65 and 33.9 in 1965-66.

2.27. Apart from the above mentioned figures 15,324 additional students were enrolled at the Institutions of National Importance and the Deemed Universities. Of these, 12,481 (11,894 boys and 587 girls) were enrolled in the university teaching departments and remaining 2,843 (2,411 boys and 432 girls) attended the constituent colleges. Bifurcation of this data by fields of study and by standard of education in respect of each deemed university/institution of national importance is furnished in tables VI and VII while the consolidated numerical picture was as under :—



STATEMENT No. 13

Enrolment in Institutions of National Importance and Deemed Universities

S.No.	Enrolment by type of Education	Total Enrolment		Enrolment by Stages 1965-66			
		1964-65*	1965-66	Inter/Pre-University	Graduate	Post Graduate and Doctorate	Diploma/Certificate
1	2	3	4	5	6	7	8
1.	General Education .	2,551	3,856	174	1,525	1,987	170
	(a) Arts	2,121	2,615	174	1,232	1,209	..
	(b) Science	430	1,225	..	293	778	154
	(c) Others	16	16
2.	Professional Education	2,927	11,468	12	8,706	2,174	576
	(a) Agriculture	450	456	456	..
	(b) Commerce	66	2	2	..
	(c) Education	247	320	..	141	8	171
	(d) Engineering & Tech.	2,869	9,372	..	8,242	1,110	20
	(e) Law	6	7	7	..
	(f) Medicine	655	..	249	374	32
	(g) Physical Education	76
	(h) Others	213	402	208	194
	(i) Nursing	171	12	159
	(j) Pharmacy	83	..	74	9	..
	TOTAL	5,478*	15,324	186	10,231	4,161	746

2.28 Comprehensive data on enrolment of scheduled caste and scheduled tribe students is available in tables VI-B and VIII. The all India figures classified by fields of study and by standard of education were as under :—

STATEMENT No. 14

Enrolment of Scheduled Castes/Scheduled Tribes by Stages of Education

S.No.	Type of Education	Enrolment SC/ST	Percentage to total	Enrolment by Stages			
				Inter/Pre-University/Pre-Prof	Graduate	Post-Graduate	Diploma/Certificate
1	2	3	4	5	6	7	8
1.	General Education .	59,497	78.7	24,929	32,594	1,965	9
	(a) Arts	44,369	58.7	17,698	25,109	1,555	7
	(b) Science	15,079	19.9	7,221	7,449	409	..
	(c) Home Science	49	0.1	10	36	1	2

*Data in respect of Deemed Universities only.

5—1 M of E & SW/72

1	2	3	4	5	6	7	8
2.	Professional Education	16,049	21.2	2,881	12,385	570	213
	(a) Agriculture	1,341	1.8	162	1,114	63	2
	(b) Commerce	7,491	9.9	2,327	4,849	315	..
	(c) Education/T.T.	897	1.2	..	793	70	34
	(d) Engineering and Tech.	1,764	2.4	172	1,551	5	36
	(e) Law	1,897	2.6	..	1,840	53	4
	(f) Medicine						
	(i) Allopathy	2,133	2.8	197	1,914	14	8
	(ii) Unani/Tibbia	26	0.0	..	26
	(iii) Dentistry	39	0.0	1	38
	(iv) Nursing	15	0.0	..	15
	(v) Pharmacy	36	0.0	..	36
	(g) Veterinary Science	261	0.3	22	194	33	12
	(h) Physical Education	4	0.0	..	3	1	..
	(i) Music/Dancing/ Fine Arts	20	0.0	..	4	1	15
	(j) Library Science	11	0.0	..	4	6	1
	(k) Others	114	0.2	..	4	9	101
3.	Oriental studies	61	0.1	..	40	..	21
	TOTAL	75,607	100.0	27,810	45,019	2,535	243

2.29. While making use of this data, it may be borne in mind that the above figures do not include information pertaining to the universities of Bihar, Dibrugarh, Indira Kala, Jabalpur, Jadavpur, Jodhpur, Punjabi, U.P. Agriculture, Varanaseya S.V.V., Vikram and the Board of H.S. & Intermediate education, U.P. These institutions failed to supply the data. Further, the universities which cared to supply the data did not coordinate the figures supplied in respect of various categories of students. Hence the information included in this respect is presented on the "as is" and "where is" basis.

2.30. Enrolment figures for the scheduled castes and Scheduled tribes work out to be 75,607 i.e. 5.2 per cent of the total enrolment. Girls formed 10.8 per cent of the total enrolment of Scheduled Castes and Scheduled Tribes. Percentage ratio of the Scheduled Caste and Scheduled tribe candidates to total enrolment for general, professional and other education was 5.6, 4.1 and 1.2 respectively.

2.31. Total enrolment of such students in the Institutions of National Importance and the Deemed Universities was 175 which formed 1.1 per cent of the total enrolment in these institutions. Of the total enrolment 78.7 per cent joined general education courses while the remaining 21.3 per cent preferred to study professional and other education.

2.32. Table IX-A and IX-B specify the number of students enrolled for each particular subject of arts and science courses at the post-graduate level in every university. The all India position classified subject-wise is depicted below :—

STATEMENT No. 15

Post-Graduate—Arts & Science Subjects

S.No.	Subjects	Enrolment		
		Boys	Girls	Total
1	2	3	4	5
1. Arts				
(a)	Economics	7,016	1,479	8,495
(b)	English	4,390	1,713	6,103
(c)	Geography	1,758	264	2,022
(d)	Hindi	2,574	1,614	4,188
(e)	History	2,618	1,402	4,020
(f)	Linguistics	108	44	152
(g)	Indian Languages	1,401	1,439	2,840
(h)	European Languages	29	9	38
(i)	Mathematics	770	171	941
(j)	Philosophy	711	739	1,450
(k)	Political Science	3,807	1,492	5,299
(l)	Psychology	685	772	1,458
(m)	Sanskrit	614	874	1,488
(n)	Sociology	2,506	937	3,443
(o)	Urdu	196	76	272
(p)	Unspecified/Others	9,918	2,599	12,517
TOTAL		39,101	15,625	54,726
2. Science				
(a)	Anthropology	84	51	135
(b)	Bio-Chemistry	124	64	188
(c)	Botony	1,156	585	1,741
(d)	Chemistry	3,685	588	4,273
(e)	Geography	189	81	270
(f)	Geo-Physics	31	..	31
(g)	Geology	703	11	714
(h)	Mathematics	3,874	489	4,363
(i)	Microbiology	30	5	35
(j)	Physics	2,987	322	3,309
(k)	Statistics	763	95	858
(l)	Zoology	1,106	599	1,705
(m)	Unspecified/Others	2,352	473	2,825
TOTAL		17,084	3,363	20,447

2.33. *Foreign Students in India.*—In so far as the enrolment of foreign students in Indian Universities is concerned, the trend of progressive advance in numbers was maintained. Number of foreign students in each university by the country from which they hail is specified in table XI-A. Of the total number of 5,686 foreign students 2,632 and 2,734 belonged to African and Asian countries respectively whereas 124, 71 and 125 came from American, Australia & New Zealand and European and other countries respectively.

2.34. Table XI-B indicates the number of foreign students in each university by the fields of their study. Of the foreign students 3,175 (55.8 per cent) pursued general education while the residual number 2,511 (44.2 per cent) opted for the professional and other education. Of the total number studying general education 1,421 and 1,676 were enrolled for Arts and Science subjects respectively while 78 pursued other general education subjects. Amongst the fields covered by professional education Medicine attracted 1,234, Engineering and Technology was taken up by 320 while 538 and 148 were interested in Commerce and Agriculture respectively.

2.35. Table XI-C highlights the way in which these foreigners financed their studies. Of the total number of 5,686 students, 951 (16.7 per cent) were the Govt. scholarships holders, 625 (10.9 per cent) received scholarships from agencies other than the government and the remaining 4,110 (72.4 per cent) managed their finances from private sources.

2.36. *Intake into Professional Courses.*—The optimum number of students who could be admitted to the 1st year class of any particular course of professional education in universities and their colleges, institutions of national importance and deemed universities is given in Tables X-A, X-B and X-C. It may be noted that the data pertaining to certain courses was not made available by a few universities. Further, most of the universities had hardly any limits to the intake of students for the Commerce, Law and the Teacher's Training Courses. As per available data, the intake capacity for all the professional education courses at different levels of education in respect of whole of India is detailed below :—

STATEMENT No. 16

Intake Capacity

Sl.No.	Type of Course	First Degree	Post-Graduate-Degree	Post-Graduate Diplomas/Certificate	Other Diplomas/Certificate
1	2	3	4	5	6
1.	Agriculture	10,788	1,626	..	250
2.	Commerce	58,479	5,547	80	120
3.	Education/T.T.	29,337	1,281	261	2,472
4.	Engineering and Tech.	22,784	1,771	179	694
5.	Law	24,232	812	100	..
6.	Medicine				
	(i) Allopathy	10,928	2,978	1,440	50
	(ii) Ayurvedic	585	20

1	2	3	4	5	6
(iii)	Unani	40
(iv)	Dentistry	531
(v)	Nursing	260	15	..	150
(vi)	Pharmacy	414	97	..	230
7.	Veterinary Science	1,701	292	..	60
8.	Fine Arts, Dancing, Music	150	220	320	854
9.	Physical Education	210	36	160	94
10.	Others (Lib. Sc., Journalism, Business Management etc.)	482	439	991	860
	TOTAL	1,60,921	15,134	3,531	5,834

SECTION III—TEACHERS

2.37. Figures on teachers include principals, instructional personnel, part time employees and the teachers obliging on honorary basis. Total number of teachers in universities and their colleges in 1965-66 was 91,696 (77,883 men and 13,813 women) as compared to 82,006 (69,921 men and 12,085 women) in 1964-65.

2.38. Relevant figures regarding teachers by type of institutions in which they functioned during the years 1963-64, 1964-65 and 1965-66 are given below in an all India tabular summary form in Statement No. 17 :—

STATEMENT No. 17

Number of Teachers by Type of Institutions

S.No.	Type of Institution	1963-64		1964-65		1965-66	
		Total	Women	Total	Women	Total	Women
1	2	3	4	5	6	7	8
1.	University Teaching Departments	5,885	280	5,794	349	6,035	338
2.	Constituent Colleges	18,459	3,338	19,400	3,571	21,203	3,782
3.	Affiliated Colleges	50,234	6,782	56,812	8,165	64,458	9,693
	TOTAL	74,578	10,400	82,006	12,085	91,696	13,813

2.39. The number of teachers in universities and their colleges increased by 9,690 i.e. 11.8 per cent during the year under report. This increase was 4.2 per cent, 9.3 per cent and 13.4 per cent in the case of university teaching departments, constituent colleges and affiliated colleges respectively. Of the total number, 6.6 per cent was employed by university teaching departments, 23.1 per cent by the constituent colleges and 70.3 per cent by the affiliated colleges. University-wise details of teachers in this respect are available in table XII. Of these 197 teachers were foreigners.

2.40. The number of teachers imparting instructions for general education was 60,277 (65.7 per cent), 30,814 (33.7 per cent) for professional education and 605 (0.6 per cent) for other education. The number of teachers for general

education, professional education and for other education shows an increase of 11.2 per cent, 12.6 per cent and 23.9 per cent respectively over the previous year. The all India data on teachers tabulated by type of education for the years 1963-64, 1964-65 and 1965-66 is given below in Statement No. 18 while the university-wise distribution of these figures is provided in table XIII.

STATEMENT No. 18

Number of Teachers by Type of Education

S.No.	Type of Education	1963-64		1964-65		1965-66	
		Total	Women	Total	Women	Total	Women
1	2	3	4	5	6	7	8
1.	General Education .	49,554	8,239	54,172	9,523	60,277	10,851
	(a) Arts & Science	49,554	9,239	53,662	9,234	59,929	10,590
	(b) Home Science	344	272	320	255
	(c) Others	166	17	28	6
2.	Professional Education	25,024	2,161	27,346	2,520	30,814	2,903
	(a) Agriculture	2,135	21	2,268	30	2,662	54
	(b) Commerce	3,512	96	3,890	102	4,293	101
	(c) Education/T.T.	2,599	588	2,868	677	3,243	757
	(d) Engineering & Tech. . . .	6,040	56	6,349	62	7,298	68
	(e) Law	1,000	12	1,042	14	1,148	16
	(f) Medicine	8,490	1,272	8,538	1,374	10,231	1,778
	(g) Veterinary Sc. . . .	782	10	901	39	1,016	19
	(h) Fine Arts, Music Dancing	324	32	319	47
	(i) Physical Education	113	13	117	8
	(j) Other	466	106	1,053	177	487	55
3.	Other Education	488	42	605	59
	TOTAL	74,578	10,400	82,006	12,085	91,696	13,813

2.41. Besides there were 2,174 teachers working in the 'Institutions of National Importance' and in the "Deemed Universities". Out of these 1,972 were employed in university teaching departments and 202 functioned in the constituent colleges. The teachers imparting instructions in general education numbered 615 while those for professional education were 1,559. Of these 43 teachers hailed from foreign countries.

2.42. Comprehensive data on teachers by salary-blocks employed in the university teaching departments, constituent colleges and affiliated colleges in respect of various universities is contained in table XIV-A, XIV-B and XIV-C where as its all India picture is presented below in Statement No. 19 :—

STATEMENT No. 19
Number of Teachers

S.No.	Salary Block	Number of Teachers			Cumulative Percentage		
		University Teaching Departments	Constituent Colleges	Affiliated Colleges	University Teaching Departments	Constituent Colleges	Affiliated Colleges
1	2	3	4	5	6	7	8
1.	Rs. 100—and below	2	119	1,099	..	0.6	1.8
2.	Rs. 101—200	101	1,385	10,647	1.7	8.0	1.94
3.	Rs. 201—300	375	3,710	20,586	8.1	27.5	53.3
4.	Rs. 301—400	656	4,297	13,403	19.4	50.2	75.4
5.	Rs. 401—500	1,459	3,390	6,383	44.3	68.1	85.9
6.	Rs. 501—600	937	2,170	3,205	60.2	79.6	91.2
7.	Rs. 601—700	612	1,283	1,729	70.7	86.3	94.0
8.	Rs. 701—800	548	807	1,395	80.0	90.6	96.3
9.	Rs. 801—900	424	657	734	87.3	94.0	97.5
10.	Rs. 901—1000	230	303	412	91.2	95.6	98.2
11.	Rs. 1001—3500	520	831	1,090	100.0	100.0	100.0
TOTAL		5,864	18,952	60,683			
Hony. & Part time		171	2,251	3,775			
GRAND TOTAL		6,035	21,203	64,458			

2.43. It may be observed that 56 per cent of teachers working in university teaching departments were paid a salary above Rs. 500. The corresponding percentage in respect of constituent and affiliated colleges were 32 per cent and 14 per cent only respectively. Percentage of teachers getting salary above Rs. 1,000 in the university teaching departments, constituent colleges and affiliated colleges was 8.8, 4.4 and 1.8 respectively.

2.44. Numerical illustration of the relative situation prevalent during the years 1963-64, 1964-65 and 1965-66 is given below in Statement No. 20:—

STATEMENT No. 20
No. of Teachers by Salary Drawn

S.No.	Salary Block	1965-66		Cumulative Percentage		
		Number	Percentage	1965-66	1964-65	1963-64
1	2	3	4	5	6	7
1.	Rs. 100 and below	1,220	1.4	1.4	1.6	1.8
2.	Rs. 101—200	12,133	14.1	15.5	16.1	17.9
3.	Rs. 201—300	24,671	28.9	44.4	46.9	50.5
4.	Rs. 301—400	18,356	21.5	65.9	67.9	70.9
5.	Rs. 401—500	11,232	13.1	79.0	80.7	83.2
6.	Rs. 501—600	6,312	7.4	86.4	87.2	88.9
7.	Rs. 601—700	3,624	4.2	90.6	91.4	92.6

1	2	3	4	5	6	7
8.	Rs. 701—800	2,750	3.2	93.8	94.3	95.1
9.	Rs. 801—900	1,815	2.1	95.9	96.3	95.6
10.	Rs. 901—1000	945	1.1	97.0	97.3	97.8
11.	Rs. 1001—3,500	2,441	3.0	100.0	100.0	100.0
	TOTAL	85,499
	Honorary & Part time	6,197
	GRAND TOTAL	91,696

2.45. *Scales of Pay.*—Tables XV-A and XV-B give a representative (though not an exhaustive) account of the pay scales of lecturers, readers and professors/principals working in university teaching departments, constituent colleges and the affiliated colleges pertaining to each university. The position in this respect has progressively changed but the disparities in pay scales of teachers from university to university and from college to college in the same university still persist.

SECTION IV—EXAMINATIONS

2.46. Tables XVI and XVII present the mainstring of the feasible data on examinations conducted during 1965-66. In all 9,96,934 candidates (8,04,835 boys and 1,92,099 girls) appeared from Universities, Deemed Universities and Institutions of National Importance for the various post-matriculation annual and supplementary examinations as against 8,84,101 (7,07,931 boys and 1,76,170 girls) who appeared for these examinations in 1964-65. Of these 5,18,618 (4,05,622 boys or 50.4% and 1,12,996 girls or 58.8%) were declared successful. This gives an overall pass percentage of 52.0 while the same for the previous year was 51.0.

Apart from the above data, 1,68,910 candidates (1,44,092 boys and 24,818 girls) appeared at various Intermediate examinations conducted by the Board of High School and Intermediate Education, Utter Pradesh. Of these 74,288 (60,989 boys and 13,299 girls) emerged successful yielding an overall pass percentage of 43.9.

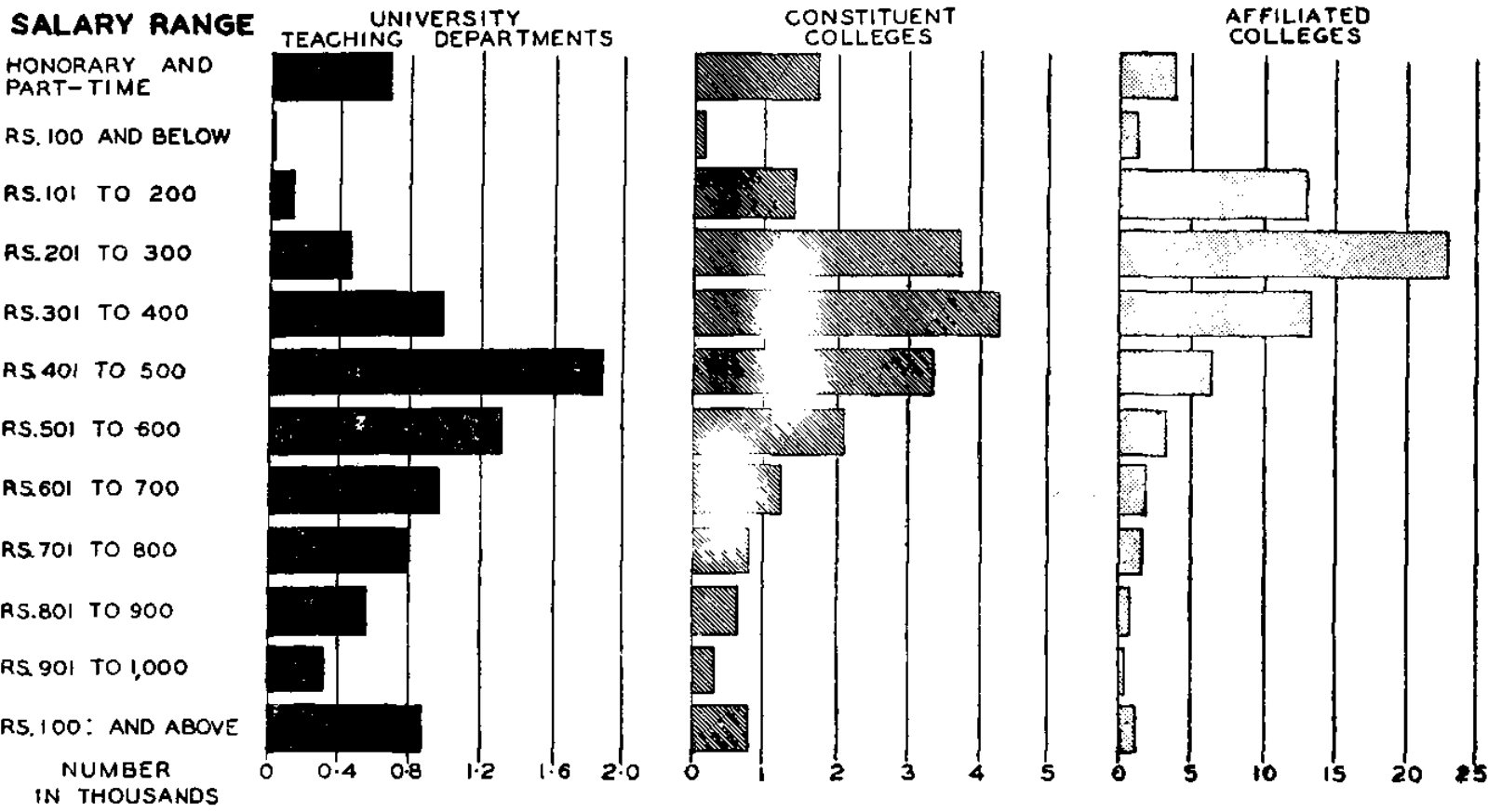
Comparative statement for the years 1963-64, 1964-65 and 1965-66 showing number of candidates declared successful by level of examination and by sex is given in Statement No. 21 in a concise form.

STATEMENT NO. 21

Number of Candidates Declared Successful

S.No.	Examination	1963-64		1964-65		1965-66	
		All persons	Girls	All persons	Girls	All persons	Girls
1	2	3	4	5	6	7	8
1.	Degree (including Post Graduate Degree)	2,15,592	44,235	2,48,690	56,285	2,80,188	61,716
2.	Intermediate/Pre-Univ./Pre-Professional	1,74,527	40,064	2,62,455	55,524	2,98,780	60,773

UNIVERSITY & COLLEGE TEACHERS BY SALARY GROUPS 1965-66



1	2	3	4	5	6	7	8
3. Diploma/Certificate		7,532	1,776	7,029	1,783	13,938	3,806
TOTAL		3,97,651	86,975	3,18,174	1,13,592	5,92,906	1,26,295

2.47. Of the total number of 2,80,188 degrees conferred by the universities, 2,33,293 were first degrees, 45,488 were post-graduate degrees and the remaining 1,407 were the doctorate degrees. The number and level of degrees conferred by the universities and colleges in respect of various fields of education covered by the students is given in Statement No. 22.

STATEMENT No. 22

Number of Candidates Declared Successful

S.No.	Type of Education	First Degree		Post Graduate Degree		Doctorate Degree	
		1964-65	1965-66	1964-65	1965-66	1964-65	1965-66
1	2	3	4	5	6	7	8
1. General Education							
(a)	Arts	93,771	1,04,134	26,368	28,533	388	515
(b)	Science	36,155	43,533	6,986	7,891	367	606
(c)	Home Science	802	861	80	114
(d)	Others	22	19
	TOTAL	1,30,750	1,48,547	33,434	36,538	755	1,181
2. Professional Education							
(a)	Agriculture	5,627	5,183	1,116	1,226	114	126
(b)	Commerce	18,733	21,254	2,750	3,314	2	14
(c)	Education/T.T.	23,231	25,338	796	986	6	12
(d)	Engg. & Tech.	11,117	14,461	819	1,115	14	86
(e)	Journalism	13	32
(f)	Law	8,354	8,918	106	116	..	3
(g)	Library Science	211	337	24	29
(h)	Medicine						
	(i) Allopathy	3,043	5,912	1,001	1,265	..	41
	(ii) Ayurvedic	237	203
	(iii) Dentistry	275	310	30	42	26	..
	(iv) Nursing	73	102	2	9
	(v) Pharmacy	207	216	48	54	..	3
	(vi) Others	10	..	39	2
(i)	Music & Fine Arts	187	143	33	47	..	1
(j)	Physical Education	81	60	9	35
(k)	Social Work	164	171
(l)	Veterinary Science	1,195	1,005	155	149	1	..
(m)	Others	..	23	53	28
	TOTAL	74,594	83,497	7,141	8,588	183	286
3. Other Education							
		1,643	1,249	210	362
	GRAND TOTAL	2,06,987	2,33,293	40,785	45,488	918	1,407

2.48. Girls constituted 19.3 per cent of the candidates who appeared for the post-matriculation examinations from the Universities, Deemed Universities and Institutions of National Importance. Overall pass percentage for girls was 58.2 in 1965-66 as against 57.6 in 1964-65. Pass percentage for girls appearing at Intermediate examinations held by the Board of High School and Intermediate Education, U.P., was 53.6. The break-up of the first degree, post-graduate and doctorate degrees awarded to girl students by type of education is given below in Statement No. 23 :—

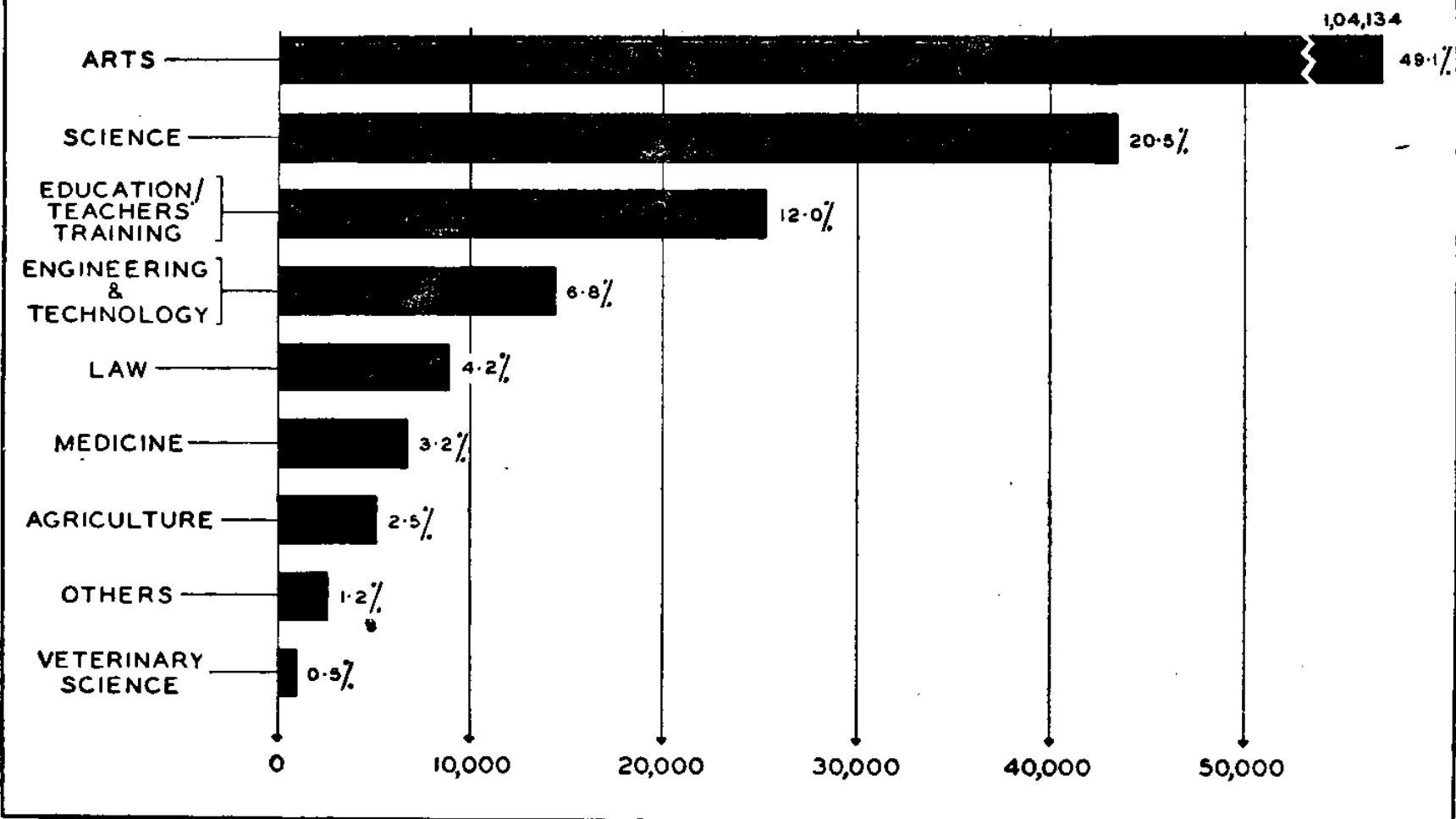
STATEMENT No. 23

Examination Results (Girls only)

S.No.	Type of Education	First Degree		Post-Graduate Degree		Doctorate-Degree	
		1964-65	1965-66	1964-65	1965-66	1964-65	1965-66
1	2	3	4	5	6	7	8
1. General Education							
(a)	Arts	28,635	31,843	7,498	8,393	55	34
(b)	Science	6,489	7,171	1,139	1,239	43	41
(c)	Home Science	802	854	80	112
(d)	Others	1
	TOTAL	35,927	39,868	8,717	9,744	98	75
2. Professional Education							
(a)	Agriculture	35	12	5	10	3	3
(b)	Commerce	257	259	23	13
(c)	Education	8,232	8,675	235	258	1	1
(d)	Engg. & Tech.	43	92	5	15	..	7
(e)	Journalism	5	6
(f)	Law	309	270	5	2
(g)	Library Science	95	155	6	4
(h)	Medicine						
	(i) Allopathy	1,288	1,298	159	220	1	..
	(ii) Ayurveda	32	10
	(iii) Dentistry	46	45	2	5
	(iv) Nursing	73	102	2	9
	(v) Pharmacy	16	16	3
	(vi) Others	5	..	6
(i)	Music and Fine Arts	115	100	26	31
(j)	Physical Education	20	23	..	2
(k)	Social Work	20	58
(l)	Veterinary Science	8	6	1	3
(m)	Others	..	2	..	1
	TOTAL	10,579	11,071	498	631	5	11
3.	Oriental Studies	458	313	3	3
	GRAND TOTAL	46,964	51,252	9,218	10,378	103	86

OUTPUT OF GRADUATES

1965-66



SECTION V—*SCHOLARSHIPS, STIPENDS AND OTHER FINANCIAL CONCESSIONS*

2.49. How many and to what extent were the students of higher education helped financially by each university and its colleges can be seen in Table XVIII.

2.50. The number of students in universities and colleges, benefited through scholarships, stipends, other financial assistance or freeships was 5,79,505 in 1965-66 which forms 39.4 per cent of the total enrolment. Of these 4,27,237 (73.9 per cent) preferred to study general education, 1,51,703 (26.0 per cent) were interested in professional education and 565 (0.1 per cent) opted for other education. The corresponding percentage to total enrolment were 39.8, 38.7 and 10.9 respectively. Of the total number of beneficiaries 92,728 (15.9 per cent) were girls.

2.51. The total number of 5,79,505 beneficiaries includes 73,300 (12.6 per cent) scheduled caste and 15,486 (2.7 per cent) scheduled tribe students. Of the scheduled castes 59,137 (80.8 per cent) were being instructed in general education, 14,162 (19.2 per cent) entrusted themselves to professional education and only one student was interested in other education. Similar data in respect of the scheduled tribe students was 13,555 (87.1 per cent) for general education, 1931 (12.9 per cent) for professional education and Nil for other education. The above mentioned figures include 7,435 (10.1 per cent) and 2,723 (17.5 per cent) girl students belonging to the scheduled castes and scheduled tribes respectively.

2.52. Out of the total number of 5,79,505 beneficiaries 2,55,507 (44.2 per cent) were scholarship/stipend holders, 1,92,577 (33.4 per cent) were recipients of other financial assistance while the residual number of 1,31,421 (22.4 per cent) enjoyed free studentships. The corresponding number of scheduled castes availing of similar facilities was 50,378 (68.7 per cent), 13,928 (19.1 per cent) and 8,994 (12.2 per cent) respectively. Similar figures for the scheduled tribes were 12,908 (73.4 per cent) 1,408 (9.0 per cent) and 1,170 (7.6 per cent) respectively. The number of students by type of education benefited through scholarships and stipends, other financial assistance or freeships is furnished in table XVIII-A. The number of boys and girls belonging to scheduled castes and scheduled tribes is also specified, side by side, in the next successive columns.

2.53. The amount disbursed as scholarships/stipends and other financial assistance in universities and colleges worked out to Rs. 14.62 crores in 1965-66. The share going to students of general education, professional education and other education was Rs. 8.90 crores, 5.70 crores and Rs. 0.02 crores respectively. The scheduled caste students received Rs. 2.64 crores while the amount accrued to the scheduled tribe students was Rs. 0.64 crores. The average sum received per person in respect of every type of beneficiary was Rs. 330 ; Rs. 411 per scheduled caste student and Rs. 450 per scheduled tribe student.

2.54. The average sum received annually per general education beneficiary was Rs. 278, similar amount in respect of professional education and other education student was Rs. 467 and Rs. 276 respectively. Scheduled caste beneficiaries of general education, professional education and other education on an average received Rs. 378, Rs. 542 and Rs. 600 respectively. Corresponding sums received per scheduled tribe beneficiary of general education and professional education were Rs. 435 and Rs. 559 respectively.

2.55. Of the total amount thus distributed Rs. 11.85 crores were utilized as scholarships and stipends while the residual amount of Rs. 2.77 crores was distributed as other financial assistance.

2.56. Further, the universities and their colleges provided free studentships to 1,31,421 students. The amount foregone on this account was calculated at Rs. 1.75 crores.

2.57. In addition to the amount mentioned above Rs. 98.24 lakhs were received by 7,641 students of institutions of national importance and the deemed universities as scholarships stipends and other financial assistance. Rs. 96.01 lakhs were disbursed as scholarships while Rs. 2.23 lakhs were distributed on account of other financial concessions. The percentage of total enrolment thus benefited works out at 49.8. Of the total number of beneficiaries 1,715 were attending courses in general education while 5,926 were interested in professional education courses. Corresponding percentages to the total enrolment were 44.5 and 51.6 respectively. From the sum thus disbursed the share of general education students was Rs. 14.55 lakhs and an amount of Rs. 83.69 lakhs accrued to the professional education students. The average amount received per general education student and per professional education student was Rs. 847 and Rs. 412 respectively. The amount foregone on account of freeships to 2,437 students was Rs. 5.89 lakhs.

SECTION VI—FINANCE

Income

2.58. The income of universities and their colleges amounted to Rs. 144.70 crores in 1965-66 showing a rise of 17.2 per cent over that of the previous year. Of the total income Rs. 117.66 (81.3 per cent) crores were received as recurring income while the balance of Rs. 27.04 (18.7 per cent) accrued as non-recurring income. The bifurcation of income of universities and colleges on an all India basis by sources and the percentage share contributed by each source for the years 1964-65 and 1965-66 is available in Statement No. 24 in tabulated form below whereas the university-wise account for the year 1965-66 is made available in Table XIX.

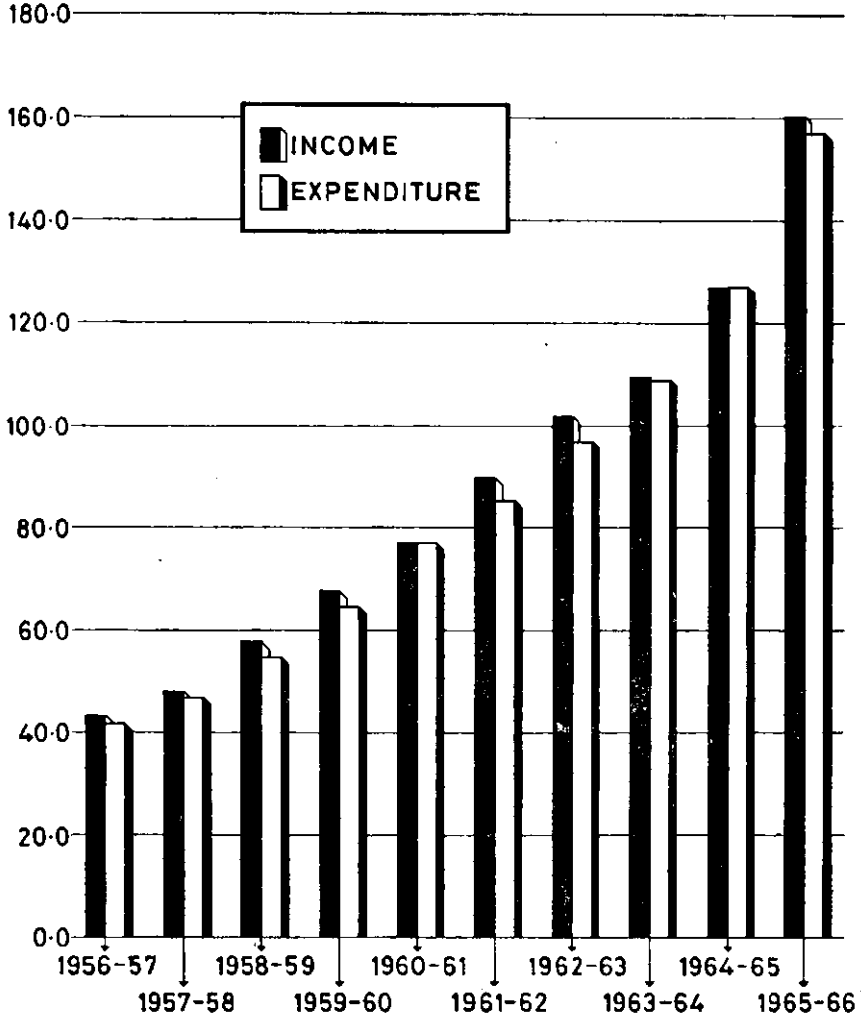
STATEMENT No. 24

Income of Universities by Sources

S.No.	Source	(Rs. in crores)			
		1964-65		1965-66	
		Amount	Percentage	Amount	Percentage
1	2	3	4	5	6
1. Recurring					
(a)	Central Government	15.05	12.2	18.74	13.0
(b)	State Government	39.10	31.7	47.52	32.8
(c)	Local Government	1.83	1.5	0.98	0.7
(d)	Fees	36.12	29.2	41.84	28.9
(e)	Endowments	0.95	0.7	0.89	0.6
(f)	Others Sources	6.51	5.3	7.69	5.3
TOTAL		99.56	80.06	117.66	81.3

PROGRESS OF INCOME AND EXPENDITURE

Rs. in Crores



1	2	3	4	5	6
Non-recurring					
(a)	Central Government	11.69	9.5	12.48	8.7
(b)	State Government	7.30	5.9	8.77	6.0
(c)	Other Sources	4.91	4.0	5.79	4.0
TOTAL		23.90	19.4	27.04	18.7
GRAND TOTAL		123.46	100.0	144.70	100.0

2.59. The institutions of national importance and the deemed universities had an income of Rs. 15.52 crores comprising of Rs. 9.97 and Rs. 5.55 crores received as recurring and non-recurring income respectively. Comparative statement showing total income by sources and the percentage ratio pertaining to each source was as follows :—

STATEMENT No. 25

Income by Sources

S.No.	Sources	Deemed Universities		Institutions of National Importance		Grand Total*	
		Amount Rs. in lakhs	Percentage	Amount Rs. in lakhs	Percentage	Amount Rs. in crores	Percentage
1	2	3	4	5	6	7	8
1. Recurring:							
(a)	Central Govt.	244.00	65.7	516.83	43.8	26.35	16.4
(b)	State Govt.	19.95	5.4	76.49	6.5	48.48	30.3
(c)	Local Board	1.67	0.4	1.00	0.6
(d)	Fees	23.79	6.4	45.47	3.8	42.53	26.6
(e)	Endowments	18.89	5.0	1.08	0.6
(f)	Other Sources	15.90	4.3	33.83	2.9	8.19	5.1
TOTAL		324.20	87.2	672.62	57.0	127.63	79.6
2. Non-Recurring:							
(a)	Central Govt.	41.15	11.1	506.54	42.9	17.96	11.3
(b)	State Govt.	1.20	0.3	8.78	5.5
(c)	Other Sources	5.16	1.4	1.31	0.1	5.85	3.6
TOTAL		47.51	12.8	507.85	43.0	32.59	20.4
GRAND TOTAL		371.71	100.0	1180.47	100.0	160.22	100.0

Expenditure

2.60. Total expenditure incurred by universities and their colleges was Rs. 143.09 crores in 1965-66 which gives a rise of 15.3 per cent over the expenditure for the year 1964-65. The dispersal of this amount by items on all India basis for the years 1964-65 and 1965-66 is available in Statement No. 26, while the university-wise account for the year 1965-66 is rendered in table XX,

*Total of all Universities and their colleges, Institutions of National Importance and Deemed Universities.

STATEMENT NO. 26

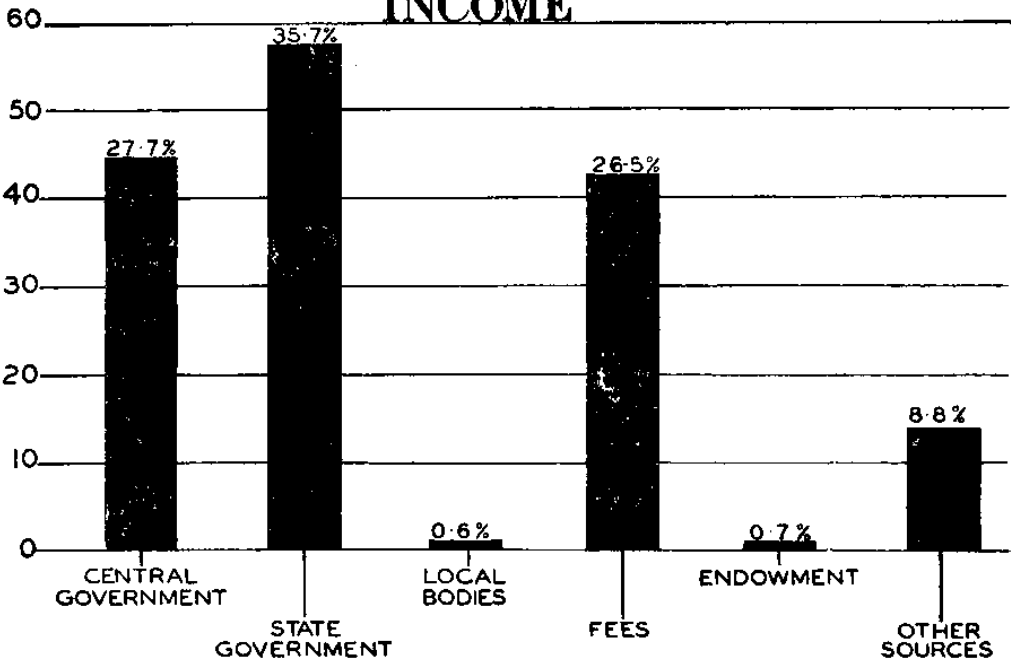
Expenditure on Universities

(Rs. in crores)

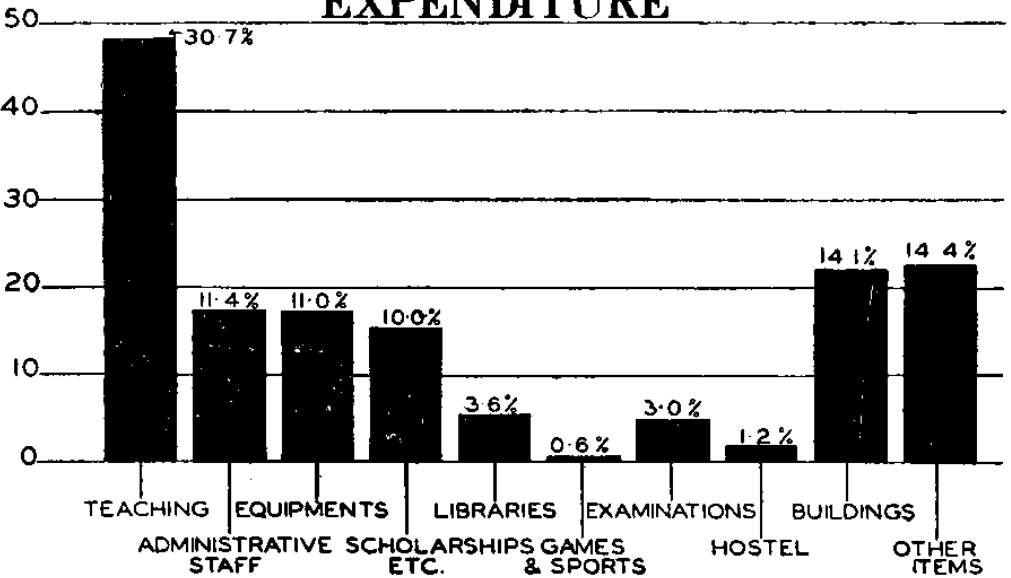
S.No.	Items	1964-65		1965-66	
		Amount	Percentage	Amount	Percentage
1	2	3	4	5	6
1.	Recurring	96.72	77.8	112.05	78.3
	(a) Salaries of Staff	51.99	41.8	61.82	43.2
	(i) Teaching Staff	38.30	30.8	45.25	31.6
	(ii) Administrative Staff	13.69	11.0	16.57	11.6
	(b) Equipment, Apparatus and Furniture	6.41	5.2	7.24	5.1
	(c) Scholarships, Stipends and Other Financial Assistance	12.29	9.9	14.62	10.3
	(d) Library	3.04	2.4	3.35	2.3
	(e) Games and Sports	0.72	0.6	0.82	0.6
	(f) Examinations	4.02	3.2	4.72	3.3
	(g) Hostels	1.68	1.4	1.87	1.3
	(h) Repairs of Buildings	1.01	0.8	1.15	0.8
	(i) Others	15.56	12.5	16.46	11.4
2.	Non-Recurring	27.65	22.2	31.04	21.7
	(a) Library	1.91	1.5	2.01	1.5
	(b) Buildings	16.48	13.3	16.66	11.6
	(c) Equipment	6.04	4.8	7.88	5.5
	(d) Others	3.22	2.6	4.49	3.1
	TOTAL	124.37	100.0	143.09	100.0

UNIVERSITY & COLLEGE FINANCES 1965-66

INCOME



EXPENDITURE



2.61. In addition to the above, expenditure of the Institutions of National Importance and Deemed Universities is accounted for as under :—

STATEMENT No. 27

Expenditure on Deemed Universities and Institutions of National Importance

S.No.	Item of Expenditure	Expenditure on Deemed Universities & Institutions of National Importance (Rs. in Lakhs)		Total Expenditure** (Rs. in Crores)	
		1964-65*	1965-66	1964-65	1965-66
		6	7	8	9
1.	Recurring	281.92 (94.1)	848.84 (60.4)	99.54 (78.1)	120.54 (76.7)
	(a) Salary of Staff	72.52 (24.2)	436.21 (31.0)	52.71 (41.3)	66.18 (42.1)
	(i) Teaching Staff	52.00 (17.3)	302.46 (21.5)	38.82 (30.5)	48.27 (30.7)
	(ii) Administrative Staff	20.52 (6.9)	133.75 (9.5)	13.89 (10.8)	17.91 (11.4)
	(b) Apparatus, Equipment and Furniture	11.77 (3.9)	132.22 (9.4)	6.53 (5.1)	8.56 (5.4)
	(c) Scholarships etc.	35.77 (12.0)	98.25 (7.0)	12.65 (9.9)	15.60 (9.9)
	(d) Library	6.79 (2.3)	20.65 (1.5)	3.11 (2.4)	3.56 (2.3)
	(e) Games and Sports	3.54 (1.2)	5.55 (0.4)	0.76 (0.6)	0.88 (0.5)
	(f) Conduct of Examinations	1.53 (0.5)	5.08 (0.4)	4.04 (3.2)	4.77 (3.1)
	(g) Hostels	0.67 (0.2)	2.97 (0.2)	1.68 (1.3)	1.90 (1.2)
	(h) Buildings	2.49 (0.8)	19.91 (1.4)	1.03 (0.8)	1.35 (0.8)
	(i) Other Items	146.84 (49.0)	128.00 (9.1)	17.03 (13.5)	17.74 (11.3)
2.	Non-Recurring	17.80 (5.9)	556.83 (39.6)	27.83 (21.9)	36.61 (23.3)
	(a) Library	2.15 (0.7)	12.87 (0.9)	1.93 (1.5)	2.14 (1.4)
	(b) Buildings	3.75 (1.2)	411.73 (29.3)	16.52 (12.9)	20.78 (13.2)
	(c) Equipments	3.34 (1.1)	87.16 (6.2)	6.07 (4.8)	8.75 (5.6)
	(d) Others	8.56 (2.9)	45.07 (3.2)	3.31 (2.7)	4.94 (3.1)
	TOTAL	299.72 (100.0)	1,405.67 (100.0)	127.37 (100.0)	157.15 (100.0)

(Figures in parenthesis are percentages)

*Information pertains to deemed universities only.

** Includes Expenditure on Universities, their Colleges and Deemed to be Universities in Col. 8 and also for Institutions of National Importance in Col. 9.

SECTION VII—LIBRARIES

2.62. The total volumes stocked in the libraries of universities and their colleges during 1965-66 was 2,73,77,492 of which 69,87,092 belonged to university libraries while the remaining 2,03,90,400 volumes were in the possession of college libraries. The total stock constituted of 2,45,05,894 books, 17,49,391 periodicals, 2,78,055 manuscripts and 8,44,152 other volumes. About 7,96,832 new volumes were added to the university libraries and 20,24,146 volumes made their way into the college libraries.

2.63. Nearly 2,58,49,929 lakh volumes were issued for use of the students, out of this number 45,67,202 lakhs were issued by the university libraries and 2,12,82,627 lakhs by the libraries of constituent and affiliated colleges.

2.64. Besides the above, the Institutions of National Importance and the Deemed Universities treasured 11,78,410 volumes in their libraries. This stock constituted of 9,87,683 books, 1,19,134 periodicals, 5,906 manuscripts and 65,687 other volumes. The number of volumes added to the stock during 1965-66 by these institutions was 90,533 where as the number of volumes issued during the year reached 8,96,147. The stock maintained and issued by each University and its colleges by type of volumes is reflected in Table XXI.

SECTION VIII—HOSTEL FACILITIES

2.65. The extent to which residential facilities were made available to the students of higher education by universities and their colleges is indicated in table XXII. The sum total of hostels managed and approved by universities and their colleges was 3,825 in 1965-66. Of these 2,822 (73.7 per cent) were managed by universities whereas the remaining 1,003 (26.3 per cent) belonged to category of approved hostels. Of the total number 2,931 hostels accommodated boys and 894 hostels were meant for girls only.

2.66. The hostels managed by universities and their colleges had provision to accommodate 2,62,123 students (2,18,273 boys and 43,850 girls) while the actual number of residents in the approved hostels was 28,160 (22,620 boys and 5,540 girls) during 1965-66. In effect it implies that hostel facilities covered 2,90,283 (19.8 per cent) of the students enrolled for higher education. The percentage for boys and girls comes to 20.0 and 15.4 respectively.

2.67. In addition to the above 88 hostels were managed by the Deemed Universities and the Institutions of National Importance. These institutions provided residential facilities to 13,606 (88.8 per cent) of the total number of students enrolled by them.

SECTION IX—EVENING COLLEGES

2.68. The evening institutions which functioned as special wings of the university teaching departments or as constituent colleges or as affiliated colleges in India during 1965-66 were 236 as against 176 in 1964-65. Numerical bifurcation of these colleges by fields of instruction in respect of each university is provided in table XXIII-A while the data pertaining to enrolment by fields of education is included in table XXIII-B.

2. 69. The total enrolment for evening courses increased from 66,082 in 1964-65 to 88,870 in 1965-66. These figures constituted of 85,185 boys and 3,685 girls. All India statement showing enrolment by type of education in Evening Colleges is given below in Statement No. 28:—

STATEMENT NO. 28

Enrolment in Evening Colleges

S.No.	Type of Education	Enrolment		
		Boys	Girls	All Persons
1	2	3	4	5
1.	General Education	41,347	2,520	43,867
	(a) Arts	37,363	2,424	39,787
	(b) Science	3,984	96	4,080
2.	Professional Education	43,838	1,165	45,003
	(a) Commerce	26,239	346	26,585
	(b) Law	15,780	592	16,372
	(c) Engineering	949	..	949
	(d) Business Management	535	..	535
	(e) Music, Dancing and fine Arts	252	179	431
	(f) Education	83	48	131
	TOTAL	85,185	3,685	88,870

The distribution of enrolment by level and type of education was as under in Statement No. 29.

STATEMENT NO. 29.

Distribution of Enrolment by Level and Type of Education in Evening Colleges

S.No.	Type of Education	P.U.C.		Degree		Post-Graduate	
		Boys	Girls	Boys	Girls	Boys	Girls
1	2	3	4	5	6	7	8
1.	General Education						
	(a) Arts	13,890	742	21,986	1,346	710	194
	(b) Science	1,570	33	2,396	63	18	..
2.	Professional Education						
	(a) Commerce	2,358	19	22,895	324	653	3
	(b) Law	15,602	588	64	1
	(c) Engineering	805
	(d) Business Management
	(e) Music, Dancing and other Fine Arts	91	50	16	11	10	6
	(f) Education
	TOTAL	17,909	844	63,700	2,332	1,455	204

STATEMENT No. 29—(Contd.)

S. No.	Type of Education	Diploma/Certificate					Total	
		Under-Graduate		Post-Graduate			14	15
1	2	9	10	11	12	13	14	15
1.	General Education							
(a)	Arts	711	135	66	7	37,363	2,424	39,787
(b)	Science	3,984	96	4,080
2.	Professional Education							
(a)	Commerce	333	26,239	346	26,585
(b)	Law	114	3	15,780	592	16,372
(c)	Engineering	144	949	..	949
(d)	Business Management	535	..	535	..	535
(e)	Music/Dancing and other Fine Arts	135	112	252	179	431
(f)	Education	53	16	30	92	83	48	131
	TOTAL	1,376	263	745	42	85,185	3,685	88,870

2.70. The total number of teachers teaching in these colleges in 1965-66 was 4,418, showing an increase of 1,005 over the year 1964-65. This figure comprised of 4,177 men and 241 women. Of these, 2,718 teachers were imparting instruction for general education while the remaining 1,700 teachers were teaching professional and other education courses. This data by Universities may be seen in Table XXIII-C.

STATISTICAL TABLES
1965-66

TABLE I-A—Universities in India—Jurisdiction, Type and Faculties

Name and Address	Year of Foundation/Reconstitution	Territorial Jurisdiction	Type	Faculties
1	2	3	4	5
1. Agra University, Agra	1927/1953	State of U.P. (excluding areas of Aligarh, Allahabad, Banaras, Gorakhpur and Lucknow Universities).	Affiliating	Arts, Sc., Agri., Com., Engg., Homoeopathy, Law, Med., Tech., Vet. Sc. & A.H.
2. Aligarh Muslim University, Aligarh.	1921/1931 1935, 1941 1945 & 1951	Within the radius of 15 miles from the University Mosque.	Teaching & Residential	Arts, Sc., Com., Engg. & Tech., Law, Med., Theology.
3. Allahabad University, Allahabad	1887/1921, 1922, 1954, 1957	Within the radius of 10 miles from the office.	Unitary, Teaching and Residential	Arts, Sc., Com., Engg., Law, Medicine.
4. Andhra Pradesh Agricultural University, Hyderabad.	1964	Andhra Pradesh State	Teaching and Residential	Home Sc., Agri., Vet. Sc.
5. Andhra University, Waltair	1926	Districts of Srikakulam, Visakhapatnam, E. Godavari, W. Godavari, Krishna and Guntur in A.P.	Teaching & Affiliating	Arts; Sc., Oriental learning, Com., Engg., Fine Arts, Law, Med., Teaching.
6. Annamalai University, Annamalai-nagar.	1929	Within a radius of 10 miles from the Convocation Hall.	Teaching and Residential	Arts, Sc., Oriental studies, Agri., Education, Engg. & Tech., Fine Arts.
7. Banaras Hindu University, Varanasi.	1916	Within a radius of 15 miles from the Temple as a centre.	Teaching and Residential	Arts, Sc., Theology, Com., Law, Medicine, Music & Fine Arts, Oriental Learning, Technology.
8. Bangalore University, Bangalore	1964	Within the limits of greater Bangalore.	Teaching and Federal	Arts; Sc.; Com.; Edu.; Engg. Law; Med.; Tech.
9. Baroda University, Baroda	1949	Within a radius of 10 miles from the University Office.	Teaching and Residential	Arts; Sc.; Home Sc., Edu., & Psychology; Com.; Engg. & Tech., Fine Arts; Law; Med.; Social Work.

10. Bhagalpur University, Bhagalpur	1960	Bhagalpur Division of Bihar State	Teaching and Affiliating	Arts; Sc.; Agri.; Com.; Engg.; Law.
11. Bihar University, Muzaffarpur	1952/1960	Tirhut Division of Bihar State	Teacing and Affiliating	Arts; Sc.; Agri.; Com.; Edu.; Engg.; Law, Med.
12. Bombay University, Bombay	1857/1904, 1928, 1953	Greater Bombay and Goa	Teaching and Federal	Arts; Sc.; Com.; Dentistry; Law; Med.; Tech.
13. Burdwan University, Burdwan	1960	5 districts of W. Bengal viz. Burdwan, Bankura, Birbhum, Purulia and Hooghly.	Teaching and Affiliating	Arts (including Commerce); Sc.; Engg. & Tech.
14. Calcutta University, Calcutta	1857/1954	State of W. Bengal ad Tripura Territory excluding areas of Burdwan, Jadavpur, Kalyani, Visva Bharati and North Bengal universities.	Teaching and Affiliating	Arts; Sc.; Agri.; Com.; Edu.; Engg.; Fine Arts & Music; Journalism; Law; Medicine; Tech.; Vet. Sc.
15. Delhi University, Delhi	1922, 1943, 1952	Union Territory of Delhi	Teaching and Affiliating	Arts & Social Sc.; Sc.; Edu.; Fine Arts & Music; Law; Medical Science; Maths.; Tech.
16. Dibrugarh University, Dibrugarh	1965	Districts of Lakhimpur and Sib-sagar in Assam State.	Teaching and Affiliating	Humanities; Science & Technology; Agri.; Com.; Edu.; Law; Med.
17. Gauhati University, Gauhati	1948	Assam (excluding area of Sib-sagar and Lakhimpur Districts), Manipur, Nagaland and N.E.F.A.	Teaching and Affiliating	Arts; Sc.; Agri.; Com.; Engg.; Med.; Vet. Sc.;
18. Gorakhpur University, Gorakhpur	1957	14 districts of U.P. (Azamgarh, Baharaich, Ballia, Basti, Deoria, Faizabad, Ghazipur Gorakhpur, Gonda, Mirzapur, Partapgarh Sultanpur and Varanasi).	Teaching and Affiliating	Arts; Sc.; Com.; Law.
19. Gujarat University, Ahmedabad	1949	State of Gujarat (excluding the area of Baroda Univ. and Sardar Vallabh Bhai Vidyapeeth).	Teaching and Affiliating	Arts (including Edu.); Sc.; Agri.; Ayurvedic Med.; Com.; Law; Med.; Tech. (including Engg.).
20. Indira Kala Sangeet Vishvavidyalaya, Khairagarh.	1956	Within the State of Madhya Pradesh but it can affiliate institutions outside the province also.	Teaching and Affiliating	Music; Dance.
21. Indore University, Indore	1964	Revenue District of Indore	Teaching and Federal	Arts; Sc.; Ayurved; Com.; Edu.; Engg.; Law; Med.
22. Jabalpur University, Jabalpur	1957	Revenue District of Jabalpur	Teaching and Affiliating	Arts; Sc.; Home Sc.; Com.; Edu.; Engg.; Law; Med.

TABLE I-A—Universities in India—Jurisdiction, Type and Faculties—Contd.

1	2	3	4	5
23. Jadavpur University, Jadavpur .	1955	Within a radius of 2 miles from the University Office.	Unitary and Teaching	Arts; Sc.; Engg. & Tech.
24. Jammu and Kashmir University, Srinagar.	1948/1965	Jammu and Kashmir State . . .	Teaching and Affiliating	Arts; Oriental Learning; Sc.; Agri.; Com.; Edu.; Engg.; Med.
25. Jawaharlal Nehru Krishi Vishwa-vidyalaya, Jabalpur.	1964	Madhya Pradesh State . . .	Teaching and Residential	Agri.
26. Jiwaji University, Gwalior . . .	1964	Districts of Bhind, Datia, Guna, Gwalior, Morena and Shivpur in M.P.	Teaching and Affiliating	Arts; Sc.; Ayurveda; Edu.; Engg.; Law; Physical Edu.; Med.; Social Science.
27. Jodhpur University, Jodhpur . . .	1962	Municipal limits of Jodhpur in Rajasthan State.	Teaching and Residential	Arts; Sc.; Com.; Engg.; Law; Social Science.
28. Kalyani University, Kalyani . . .	1960	Police Station Chakdah and Harsinghata in the district of Nadia and Police Station Bijpur in 24 Parganas of West Bengal State.	Teaching and Residential	Arts; Sc.; Agri.
29. K.S. Darbhanga Sanskrit Vishwa-vidyalaya, Darbhanga.	1961	Bihar State	Teaching and Affiliating	Arthashastra; Ayurveda, Darshana; Jyotish; Purana; Sahitya; Veda; Vyakarana.
30. Karnatak University, Dharwar . . .	1950	Districts of Belgaum, Bellary, Bidar, Bijapur, Dharwar, Gulbarga, North Kanara and Raichur in Mysore State.	Teaching and Affiliating	Arts; Sc.; Law; Social Science (including Com. & Edu.); Engg.; Med.
31. Kerala University, Trivandrum . . .	1937/1957	Kerala State	Teaching and Federal	Arts; Sc.; Oriental Studies; Agri.; Ayurved; Com.; Edu.; Engg.; Fine Arts; Law; Med.; Vet. Science.
32. Kurukshetra University, Kurukshetra.	1956	Within a radius of 10 miles from the University Office.	Teaching and Residential	Arts; Languages; Sc.; Social Sc.
33. Lucknow University, Lucknow . . .	1921/1958	Within the radius of 10 miles from the Convocation Hall of the University.	Teaching and Residential	Arts; Sc.; Com.; Law; Med.

34. Madras University, Madras	1857/1904, 1923&1929	Madras State excluding the area of Annamalai and Madurai Universities.	Teaching and Affiliating	Arts; Sc.; Oriental Learning; Agri.; Com.; Engg.; Fine Arts; Law; Med.; Teaching; Tech.; Vet. Science.
35. Madurai University, Madurai	1966	Districts of Kanyakumari, Madurai, Ramanathapuram and Tirunelveli in Madras State.	Teaching and Affiliating	Arts; Science; Agriculture; Commerce, Engineering, Medicine & Surgery; & Teaching.
36. Magadh University, Bodhgaya	1962/1965	Whole of the Patna Distt. excluding the Municipal area of Patna city which falls within the jurisdiction of Patna University.	Teaching and Affiliating	Arts; Sc.; Com.; Law; Vet. Science.
37. Marathwada University, Aurangabad.	1958	5 districts viz. Aurangabad, Bhir, Parbhani, Nanded and Osmanabad of Marathwada area in Maharashtra State.	Teaching and Affiliating	Arts; Sc.; Agri.; Com.; Edu.; Engg.; Law; Med.
38. Mysore University, Mysore	1916/1957	Districts of Chikmagalur, Chitradurga, Coorg, Hassan, Kolar, Mandya, Mysore, Shimoga, S. Kanara and Tamkur in Mysore State.	Teaching and Affiliating	Arts; Sc.; Com.; Edu.; Engg.; Law; Med.; Tech.
39. Nagpur University, Nagpur	1923/1963	Revenue Districts of Akola, Amravati, Bhandara, Buldana and Yeotmal in Maharashtra.	Teaching and Affiliating	Arts; Sc.; Agri.; Com.; Edu.; Engg. & Tech.; Law; Med.
40. North Bengal University, Rajarammohanpur	1962	Districts of Cooch Behar, Darjeeling, Jalpaiguri, Malda and W. Dinajpur in W. Bengal.	Teaching and Affiliating	Arts; Sc.; Edu.; Engg.
41. Orissa University of Agriculture and Technology, Bhubaneswar.	1962	Orissa State	Teaching and Residential	Basic Sc. & Humanities; Agri.; Vet. Sc. & A.H.
42. Osmania University, Hyderabad	1918/1947, 1950, 1959, 1966	Adilabad, Hyderabad, Karimnagar, Khamam, Mhbubnagar, Medak, Nalgonda and Warangal Distt. of Andhra Pradesh.	Teaching and Affiliating	Arts; Sc.; Com.; Edu.; Engg.; Law; Med.; Tech.
43. Panjab University, Chandigarh	1947	Himachal Pradesh and Punjab (excluding the area of Punjabi, Kurukshetra and Punjab Agri. Universities).	Teaching and Affiliating	Arts; Sc.; Com.; Agri.; Edu.; Engg. & Tech.; Journalism; Law; Med.
44. Patna University, Patna	1917/1952, 1960/1962	Patna Municipal Corporation Area	Teaching and Residential	Arts; Sc.; Com.; Edu.; Engg.; Law; Med.

TABLE I-A—Universities in India—Jurisdiction, Type and Faculties—Contd.

1	2	3	4	5
45. Poona University, Poona	1949	Districts of Poona, Ahmednagar, Nasik, Jalgaon, Dhulia, Thana and Kolaba.	Teaching and Affiliating	Arts; Sc.; Agri.; Ayurvedic Med.; Com.; Engg.; Law; Med.; Mental, Moral and Social Sciences.
46. Punjab Agricultural University, Ludhiana.	1962	Campuses at (i) Hissar (ii) Ludhiana & (iii) Palampur.	Teaching and Residential	Agri.; Agri. Engg.; Vet. Sc.
47. Punjabi University, Patiala	1962	Radius of ten miles from the University Office.	Teaching and Residential	Arts & Social Sciences; Sc.; Business Admn. & Com.; Edu.; Engg.; Tech.; Languages; Med.
48. Rabindra Bharati University, 6/4, Dwarkanath Tagore Lane, Calcutta-7.	1962	West Bengal State	Teaching and Affiliating	Arts ; Fine Arts.
49. Rajasthan University, Jaipur	1947	State of Rajasthan excluding the area of Jodhpur and Udaipur Universities.	Teaching and Affiliating	Arts; Sc.; Com.; Edu.; Engg.; Law; Med.
50. Ranchi University, Ranchi	1960	The whole of Chhota Nagpur Division of Bihar State.	Teaching and Affiliating	Arts; Sc.; Com.; Edu.; Engg.; Law; Med.; Mining; Vet. Sc.
51. Ravi Shankar University, Raipur	1964	Revenue district of Raipur, Bastar, Durg, Bilaspur, Raigarh and Surguja in M.P. State.	Teaching and Affiliating	Arts; Sc.; Ayurveda; Edu; Engg.; Law; Med.
52. Roorkee University, Roorkee	1949	Not defined	Teaching and Residential	Sc.; Archi.; Engg.
53. Sardar Vallabhabai Vidyapeeth, Vallabh Vidyanagar.	1955	Within a radius of 5 miles from the University Office.	Teaching and Affiliating	Arts; Sc.; Agri.; Com.; Edu.; Engg.
54. Saugar University, Sagar	1946	Revenue districts of Balaghat, Chhatarpur, Chhindwara, Damoh, Hoshangabad, Mandla, Narsinghpur, Nimar, Panna, Rewa, Sagar, Satna, Shahdol. Sidhi and Tikamgarh.	Teaching and Affiliating	Arts; Sc.; Com.; Edu.; Engg. & Tech.; Law.
55. Shivaji University, Kolhapur-3	1962	Kolhapur, Sangli, Satara, Sholapur and Ratnagiri districts of Maharashtra State.	Teaching and Affiliating	Arts & Fine Arts; Sc.; Agri.; Com.; Edu.; Engg.; Law; Med.; Social Sciences.

56. S.N.D.T. Women's University, Bombay	1916/1949/1951	Not defined	Teaching and Affiliating	Arts; Home Sc.; Edu.; Lib. Sc.; Nursing.
57. Sri Venkateswara University, Tirupati	1954	Five Districts of Andhra Pradesh viz. Anantapur Chittoor, Cudapah, Kurnool and Nellore.	Teaching and Affiliating	Arts; Sc.; Com.; Edu.; Engg.; Med.; Oriental Studies; Music.
58. Udaipur University, Udaipur .	1962/1963	Municipal limits of the city of Udaipur.	Teaching and Affiliating	Basic Sc. & Humanities; Agri.; Edu.; Law; Social Work; Vet. Sc.
59. University of Agricultural Sciences, Malleswaram, Bangalore-3	1964/1965	Mysore State	Teaching and Affiliating	Agri.; Vet. Science.
60. U.P. Agricultural University, Pant Nagar	1964	Not defined	Teaching and Residential	Agri.; Vet. Sc.; Agri. Engg. & Tech.; Basic Sc. & Humanities.
61. Utkal University, Vani Vihar, Bhubaneswar-4	1943	Orissa State	Teaching and Affiliating	Arts; Sc.; Com.; Edu.; Engg.; Law; Med.
62. Varanaseya Sanskrit Vishwavidyalaya, Varanasi	1958	All over India	Teaching and Affiliating	Sanskrit.
63. Vikram University, Ujjain . . .	1956/1957	Revenue districts of Dewas, Dhar, Jhabua, Mandasaur, W. Nimar, Raisen, Rajgarh, Ratlam, Sehore, Shajapur, Ujjain and Vidisha in M.P.	Teaching and Affiliating	Arts; Sc.; Com.; Edu.; Engg.; Law; Med.
64. Visva-Bharati	1921/1951	The area of Santiniketan in the district of Birbhum, W. Bengal.	Teaching and Residential	No Faculty.
<i>Institutions of National Importance</i>				
1. All India Institute of Medical Sciences, New Delhi	1956	All over India	Teaching and Residential	Med.
2. Hindi Sahitya Sammelan, Prayag, Allahabad	1910	All over India	Examining and Teaching	Sahitya Varg; Ayurved Varg; Vigyan Varg.
3. Indian Institute of Technology, New Delhi	1961/1963	All over India	Teaching and Residential	Sc.; Engg.
4. Indian Institute of Technology, Kanpur	1960	All over India	Teaching and Residential	Science; Engg.
5. Indian Institute of Technology, Kharagpur	1951/1957	All over India	Teaching and Residential	Engg. & Tech.

TABLE I-A—Universities in India—Jurisdiction, Type and Faculties—Contd.

1	2	3	4	5
45. Poona University, Poona	1949	Districts of Poona, Ahmednagar, Nasik, Jalgaon, Dhulia, Thana and Kolaba.	Teaching and Affiliating	Arts; Sc.; Agri.; Ayurvedic Med.; Com.; Engg.; Law; Med.; Mental, Moral and Social Sciences.
46. Punjab Agricultural University, Ludhiana.	1962	Campuses at (i) Hissar (ii) Ludhiana & (iii) Palampur.	Teaching and Residential	Agri.; Agri. Engg.; Vet. Sc.
47. Punjabi University, Patiala	1962	Radius of ten miles from the University Office.	Teaching and Residential	Arts & Social Sciences; Sc.; Business Admn. & Com.; Edu.; Engg.; Tech.; Languages; Med.
48. Rabindra Bharati University, 6/4, Dwarkanath Tagore Lane, Calcutta-7.	1962	West Bengal State	Teaching and Affiliating	Arts ; Fine Arts.
49. Rajasthan University, Jaipur	1947	State of Rajasthan excluding the area of Jodhpur and Udaipur Universities.	Teaching and Affiliating	Arts; Sc.; Com.; Edu.; Engg.; Law; Med.
50. Ranchi University, Ranchi	1960	The whole of Chhota Nagpur Division of Bihar State.	Teaching and Affiliating	Arts; Sc.; Com.; Edu.; Engg.; Law; Med.; Mining; Vet. Sc.
51. Ravi Shankar University, Raipur	1964	Revenue district of Raipur, Bastar, Durg, Bilaspur, Raigarh and Surguja in M.P. State.	Teaching and Affiliating	Arts; Sc.; Ayurveda; Edu; Engg.; Law; Med.
52. Roorkee University, Roorkee	1949	Not defined	Teaching and Residential	Sc.; Archi.; Engg.
53. Sardar Vallabhabai Vidyapeeth, Vallabh Vidyanagar.	1955	Within a radius of 5 miles from the University Office.	Teaching and Affiliating	Arts; Sc.; Agri.; Com.; Edu.; Engg.
54. Saugar University, Sagar	1946	Revenue districts of Balaghat, Chhatarpur, Chhindwara, Damoh, Hoshangabad, Mandla, Narsinghpur, Nimar, Panna, Rewa, Sagar, Satna, Shahdol. Sidhi and Tikamgarh.	Teaching and Affiliating	Arts; Sc.; Com.; Edu.; Engg. & Tech.; Law.
55. Shivaji University, Kolhapur-3	1962	Kolhapur, Sangli, Satara, Sholapur and Ratnagiri districts of Maharashtra State.	Teaching and Affiliating	Arts & Fine Arts; Sc.; Agri.; Com.; Edu.; Engg.; Law; Med.; Social Sciences.

TABLE I-A—Universities in India—Jurisdiction, Type and Faculties—Concl'd.

1	2	3	4	5
6. Indian Institute of Technology, Madras	1959	Not defined	Teaching and Residential	Science; Engg.
7. Indian Institute of Technology, Bombay	1958	Not defined	Teaching and Residential	Humanities; Science; Engg.
8. Indian Statistical Institute, Calcutta	1932/1959	All over India	Teaching and Residential	
9. Post-Graduate Institute of Research in Medicine, Chandigarh	1962	Not defined	Teaching	Medical Sciences.
<i>Institutions deemed as Universities</i>				
1. Birla Institute of Technology, Pilani	1964	Pilani (Rajasthan)	Unitary, Teaching and Residential	Humanities and Soc. Sc.; Engg. & Tech.; Pharmacy.
2. Gujarat Vidyapeeth, Ahmedabad	1920	Ahmedabad	Teaching	Humanities; Social Sciences; Education.
3. Gurukul Kangri Vishwavidyalaya, Hardwar	1900/1962	Within its own Campus	Teaching and Residential	Arts; Ved.
4. Indian Agricultural Research Institute, New Delhi	1905/1958	All over India	Residential & Unitary	Agri.
5. Indian Institute of Science, Bangalore	1909	Not defined	Teaching and Residential	Sc.; Engg.
6. Indian School of International Studies, New Delhi	1955/1961	Not defined	Teaching and Residential	The School has no faculties.
7. Jamia Millia Islamia, Jamia Nagar, New Delhi	1920	Not defined	Teaching and Residential	Arts.; Edu.
8. Kashi Vidyapith, Varanasi	1921	No territorial limits	Teaching	Arts; Social Sciences.
9. Tata Institute of Social Sciences, Bombay	1936	All over India	Teaching and Research	Social Science.

TABLE I-B—Medium of Instruction and Examination in Universities

Name of the University	General Education Course			Professional Course	
	Pre-University/Intermediate	Graduate	Post-Graduate		
1	2	3	4	5	5
Agra University	Hindi and English	Hindi and English	English and Hindi for B. Com., M.Com. and B. Ed. English for others.	
Aligarh University	English, Urdu and Hindi	English	English	English, except B.U. M.S. where it is Urdu.	
Allahabad	Hindi and English	Hindi and English	English	
Andhra Pradesh Agri.	English	English	English	English	
Andhra	English	English	English	English	
Annamalai	English	English	English	English	
Banaras	Hindi and English	Hindi and English	Hindi and English	Hindi and English	
Bangalore	English	English	English	English	
Baroda	English, Hindi and Gujarati	English	English	English	
Bhagalpur	Hindi and English	Hindi and English	Hindi and English	Hindi and English	
Bihar	Hindi (Medium of Exam. is English and Bengali also)	Hindi (Medium of Exam. is English and Bengali also)	English (Medium of Exam. is Bengali also)	English	
Bombay	English	English	English	English	
Burdwan	English and Bengali	English and Bengali	English	English	

TABLE I-B—Medium of Instruction and Examination in Universities—Contd.

	1	2	3	4	5
Calcutta	English	English	English	English	English
Delhi	English	English (Hindi also for B.A. & B.A. (Hons) Examinations)	English	English	English
Dibrugarh	English	English	English	English	English
Gauhati	English	English	English	English	English
Gorakhpur	Hindi and English	Hindi and English	Hindi and English	Hindi and English
Gujarat	Gujarati, English and Hindi	Gujarati, English and Hindi	Gujarati, English and Hindi	Gujarati, English and Hindi	Gujarati, English and Hindi
Indira Kala Sangeet	English, Hindi & Marathi.
Indore	Hindi and English	Hindi and English	Hindi and English	Hindi and English	English (Hindi also for B.Ed.)
Jabalpur	Hindi and English	English for Instruction and English and Hindi for Exam.	English except B. Ed. where both Hindi and English.	English
Jadavpur	English and Bengali	English	English	English	English
Jammu and Kashmir	English	English	English	English	English
Jawaharlal Nehru Krishi	English
Jiwaji	Hindi and English	Hindi and English	Hindi and English	Hindi and English
Jodhpur	Hindi	Hindi and English	Hindi and English	Hindi and English	English for Engg. and Law. Hindi and English for Commerce. Hindi for Education.
Kalyani	English	English	English	English

Karnatak	Hindi, Regional language and English	English	English	English
Kerala	English	English	English	English
Kurukshetra	English (Hindi and Punjabi also for medium of exam.)	English (Hindi and Punjabi also for medium of instruction and exam. upto B.A. (Hons).	English	English
Lucknow	Hindi	English	English
Madras	English	English	English	English
Magadh	Hindi for instruction. Bengali, Hindi, English and Urdu for examination.	Hindi for instruction. Bengali, Hindi, English and Urdu for examination.	English	English. Hindi and Bengali is also allowed for Commerce as medium of instruction. Hindi English and Urdu are also permitted for exam.
Marathwada	English for instruction; English, Hindi and Marathi for Examination.	English	English	English
Mysore	English and Kannada	English and Kannāda	English	English
Nagpur	English, Hindi and Marathi	English, Hindi and Marathi	Medium of Instruction is English. Medium of exam. is English, Hindi and Marathi for Arts and English for Science.	Medium of Instruction:— Hindi and Marathi for Pre-University (Com.) B. Com., Dip. in Edu. B.Ed. English for others. Medium of exam., Hindi and Marathi for above, English, Hindi and Marathi for M. Com. & Engg. English for others.
North Bengal	Bengali and English	Bengali and English	English	English
Orissa University of Agri. & Tech.	English	English	English	English
Osmania	Hindi, Urdu and English	Hindi, Urdu & English	English	English
Panjab	Hindi, English, Punjabi and Urdu	Hindi, English, Punjabi and Urdu	English	English

TABLE I-B—Medium of Instruction and Examination in Universities—Contd.

	1	2	3	4	5
Patna	Hindi	Hindi	English	English, except for B. Com.	
Poona	English and Marathi	English and Marathi	English	English	
Punjab Agri.	English	
Punjabi	Punjabi	Punjabi and English	English	English	
Rabindra Bharati	Bengali and English	Bengali and English	Bengali and English	
Rajasthan	Hindi and English	Hindi and English	Hindi and English	Hindi and English	
Ranchi	Hindi	Hindi	English	English	
Ravi Shankar	Hindi	Hindi (except M.Sc. exam. for which medium of instruction and examination is English).	Hindi for Commerce and B.A. M.S. English for others.	
Roorkee	English	English	
Sardar Patel	Hindi, English and Gujarati	Hindi, English and Gujarati	Hindi, English and Gujarati	Hindi, English and Gujarati excepting B.Sc. (Dairy Tech.), B.Sc. (Vet. Science) where it is English.	
Saugar	Hindi and English	Hindi and English	Hindi and English	
Shivaji	English (optional Marathi)	English (optional Marathi)	English	English	
S.N.D.T. Women's	Marathi, Hindi Gujarati and English	Marathi, Gujarati and English	Marathi, Gujarati and English	English	
Sri Venkateswara	English	English	English	English	
Udaipur	Hindi and English	Hindi and English	Hindi and English	English	

University of Agri. Sciences	English
U.P. Agri	English	English	English
Utkal	English	English	English	English
Varanaseya Sanskrit	Hindi and Sanskrit	Hindi and Sanskrit	Hindi and Sanskrit	Hindi and Sanskrit
Vikram	Hindi and English	Hindi and English	Hindi and English
Visva Bharati	English for instruction. English, Hindi and Ben- gali for examination.	English for instruction. English, Hindi and Ben- gali for examination.	English for instruction. English, Hindi and Ben- gali for examination.
<i>Institutions of National Importance</i>				
All India Institute of Medical Sciences, Delhi	English	English	English
Hindi Sahitya Sammelan, Prayag, Allaha- bad	Hindi	Hindi	Hindi	Hindi
Indian Institute of Technology, New Delhi	English	English
Indian Institute of Technology, Kanpur	English	English	English
Indian Institute of Technology, Kharagpur	English	English	English
Indian Institute of Technology, Madras	English	English	English
Indian Institute of Technology, Bombay	English	English	English
Indian Statistical Insitute, Calcutta	English	English	English	English
Post-Graduate Institute of Research in Medi- cine, Chandigarh	English	English

TABLE I-B—Medium of Instruction and Examination in Universities—Concl'd.

1	2	3	4	5
<i>Institutions Deemed as Universities</i>				
Birla Institute of Technology, Pilani	English	English	English
Gujarat Vidyapeeth, Ahmedabad	Gujarati and Hindi	Gujarati and Hindi	Gujarati and Hindi
Gurukul Kangri Vishwavidyalaya, Hardwar	Hindi	Hindi	Hindi and English	..
Indian Agricultural Research Institute, New Delhi	English
Indian Institute of Sciences, Bangalore	English	English
Indian School of International Studies, New Delhi	English	English
Jamia Millia Islamia, New Delhi	Urdu for instruction. Urdu, Hindi and English for examination.	Urdu for instruction. Urdu, Hindi and English for examination	Urdu for instruction. Urdu, Hindi and English for examination.	Urdu for instruction Urdu, English and Hindi for examination.
Kashi Vidyapith, Varanasi	Hindi	Hindi	Hindi	Hindi
Tata Institute of Social Sciences, Bombay	English

TABLE II-A—Number of University Teaching Departments by Type of Education

University	For General Education					For Professional Education		
	Arts	Science	Arts & Sc.	Home Sc.	Others	Total	Agriculture	Commerce
1	2	3	4	5	6	7	8	9
Aligarh	10	6	2	..	2	20	..	1
Allahabad	13	6	..	1	..	20	..	1
Annamalai	8	8	16	1	1
Bangalore	6	6	12
Bhagalpur	9	4	2	..	1	16	..	1
Bihar	10	5	15	..	1
Bombay	8	..	2	10
Burdwan	6	3	1	10	..	1
Delhi	18	5	23	..	1
Gauhati	8	6	3	17	1	1
Gorakhpur	12	4	2	18	..	1
Gujarat	2	1	3
Indira Kala Sangeet
Indore
Jabalpur	6	2	8
Jammu & Kashmir	13	5	1	19	..	1
Jiwaji	2	2
Jodhpur	10	6	16	..	1
Kalyani	3	6	9	1	..
Karnatak	11	5	3	19	..	1
Kerala	11	11	22
Kurukshetra	9	3	12
Lucknow	12	5	2	19	..	1

TABLE II-A—Number of University Teaching Departments by Type of Education—Contd.

	1	2	3	4	5	6	7	8	9
Madras		16	17	1	34	..	1
Magadh		8	..	2	10	..	1
Marathwada		5	4	1	10
Mysore		13	7	20	..	1
Nagpur		12	6	18
North Bengal		5	2	2	9	..	1
Panjab		23	9	32	..	1
Patna		18	8	1	27	..	1
Poona		10	7	17
Punjabi		6	3	9
Rabindra Bharati		5	5
Rajasthan		11	6	17
Ranchi		8	5	2	15
Ravi Shankar		4	4
Roorkee	4	4
Sardar Patel		12	5	17	..	1
Saugar		12	4	4	..	2	22	..	1
Shivaji		2	4	1	7
Udaipur
Uiv. of Agriculatural Sciences	2	..
Utkal		8	2	2	12	..	1
Varanaseya Sanskrit Vishwavidyalaya
Vikram		1	6	7
TOTAL		364	198	94	1	5	602	5	22

Institutions of National Importance

All India Institute of Medical Sciences
Indian Institute of Technology, New Delhi	2	2	..
Indian Institute of Technology, Kanpur	3	1	4	..
Indian Institute of Technology, Kharagpur	1	3	4	..
Indian Institute of Technology, Madras	1	3	4	..
Indian Institute of Technology, Bombay	1	3	4	..
Indian Statistical Institute†	1	1	..
Post-Graduate Institute of Research in Medicine
TOTAL		3	15	1	..	19	..

†Institute has no faculties.

Institutions Deemed as Universities

Birla Institute of Technology	6	5	11	..
Gujarat Vidyapeeth	4	4	..
Gurukul Kangri Vishwavidyalaya	8	8	..
Indian Agricultural Research Institute	10
Indian Institute of Sciences	8	8	..
Indian School of International Studies	9	9	..
Tata Institute of Social Sciences
TOTAL	27	13	40	10
GRAND TOTAL	394	226	35	1	5	661	15

TABLE II-A—Number of University Teaching Departments by Type of Education—Contd.

University	For Professional Education									
	Education	Engg. & Tech.	Fine Arts		Law	Medicine				
			Music & Dancing	Others		Allopathy	Ayurvedic	Unani & Tibbia	Dentistry	Pharmacy
1	10	11	12	13	14	15	16	17	18	19
Aligarh	1	4	1	2	..	1
Allahabad	1	1	1
Annamalai	1	2	1	1
Bangalore	..	3
Bhagalpur
Bihar
Bombay	..	1	1
Burdwan
Delhi	1	..	1
Gauhati	2
Gorakhpur	1	..	1	1	1
Gujarat
Indira Kala Sangeet	1
Jndore	1
Jabalpur	1
Jammu & Kashm
Jiwaji
Jodhpur	..	4	1	..	1
Kalyani	1
Karnatak	1	1
Kerala	1	1
Kurukshetra	1
Luknow	1	1	18	1	..	1	..
Madras	..	2	1	..	1
Magadh
Marathwada
Mysore	1
Nagpur	1	1	1
North Bengal
Panjab	1	1	1
Patna	1	..	1	..	1	10

Poona	1
Punjabi	1
Rabindra Bharati	3
Rajasthan	1	1
Ranchi
Ravi Shankar
Roorkee	..	9
Sardar Patel
Saugar	..	1	1	1
Shivaji
Uadipur	1
Univ. of Agricultural Sciences
Utkal
Varanaseya Sanskrit Vishwavidyalaya	1	..	1	..	1	..	1
Vikram
TOTAL	17	27	11	3	19	31	2	1	1	3

Institutions of National Importance

All India Institute of Medical Sciences, Delhi	27
Indian Institute of Technology, New Delhi	..	5
Indian Institute of Technology, Kanpur	..	6
Indian Institute of Technology, Kharagpur	..	12
Indian Institute of Technology, Madras	..	6
Indian Institute of Technology, Bombay	..	5
Indian Statistical Institute, Calcutta
Post-Graduate Institute of Research in Medicine, Chandigarh	1
TOTAL	..	34	28

TABLE II-A—Number of University Teaching Departments by Type of Education—Contd.

	10	11	12	13	14	15	16	17	18	19
<i>Institutions Deemed as Universities</i>										
Birla Institute of Technology, Pilani	6	1
Gujarat Vidyapeeth, Ahmedabad
Gurukul Kangri Vishwavidyalaya, Hardwar
Indian Agricultural Research Institute, New Delhi
Indian Institute of Science, Bangalore	9
Indian School of International Studies, New Delhi	1
Tata Institute of Social Sciences, Bom- bay
TOTAL	15	1	1
GRAND TOTAL	17	76	11	3	20	59	2	1	1	4

TABLE II-A—Number of University Teaching Departments by Type of Education—Contd.

University	For Professional Education				Oriental Studies	For General and Professional Edu.	Grand Total
	Physical Edu- cation	Veterinary	Others*	Total			
	20	21	22	23			
Aligarh	1	11	31
Allahabad	4	24
Annamalai	1	8	2	..	26
Bangalore	3	15
Bhagalpur	1	17
Bihar	1	16
Bombay	2	4	14
Burdwan	1	11
Delhi	2	5	28
Gauhati	4	21
Gorakhpur	5	23
Gujarat	1	4
Indira Kala Sangeet	1	1
Indore	1	1
Jabalpur	1	9
Jammu and Kashmir	1	2	21
Jiwaji	2
Jodhpur	1	1	..	9	23
Kalyani	2	13
Karnatak	1	4	23
Kerala	2	4	26
Kurukshetra	1	13
Lucknow	3	26	45
Madras	2	7	41
Magadh	1	11
Marathwada	10
Mysore	1	3	23
Nagpur	1	4	22
North Bengal	1	10
Panjab	1	..	2	7	39
Patna	14	41

*Includes departments of Library Science.

TABLE II-A—Number of University Teaching Departments by Type of Education—Contd.

	1	20	21	22	23	24	25	26
Poona	2	3	20
Punjabi	1	10
Rabindra Bharati	3	8
Rajasthan	1	3	20
Ranchi	15
Ravi Shankar	4
Roorkee	9	13
Sardar Patel	1	18
Saugar	4	26
Shivaji	1	1	8
Udaipur	1	1
Univ. of Agri. Sciences	1	..	3	3
Utkal	1	13
Varanaseya Sanskrit Vishwavidyalaya	4	20	..	24
Vikram	1	1	8
TOTAL	3	2	23	170	22	1	795	
<i>Institutions of National Importance</i>								
All India Institute of Medical Sciences	27	27
Indian Institute of Technology, N. Delhi	5	7
Indian Institute of Technology, Kanpur	6	10
Indian Institute of Technology, Kharagpur	12	16

Indian Institute of Technology, Madras	6	10
Indian Institute of Technology, Bombay	5	9
Indian Statistical Institute	1
Post-Graduate Institute of Research in Medicine	1	1
TOTAL	62	81
<i>Institutions Deemed as Universities</i>							
Birla Institute of Technology	8	19
Gujarat Vidyapeeth	4
Gurukul Kangri Vishwavidyalaya	8
Indian Agricultural Research Institute	10	10
Indian Institute of Science	9	17
Indian School of International Studies	1	10
Tata Institute of Social Sciences	7	7	7
TOTAL	7	35	75
GRAND TOTAL	3	2	30*	267	22	1	951

*This includes 12 Deptts. of Library Science.

TABLE II-B—List of University Teaching Departments

University	For General Education			For Professional Education			For Other Education
	Arts	Science	Others	Engineering	Medicine	Others	
1	2	3	4	5	6	7	8
Aligarh Muslim	Arabic & Islamic Studies, Economics, Political Science, Hindi, Sanskrit, English, Persian, History, Urdu, Philosophy, Psychology.	Botany, Chemistry, Geography, Geology, Mathematics and Statistics, Zoology, Physics.	Sunni-Theology, Shia Theology	Civil, Electrical, Mechanical and Polytechnic	Unani, Tibbia and Surgery, Medicine, Ophthalmology	Commerce, Education, Law, Library Science.	..
Allahabad	Sanskrit, Hindi, English, Arabic, Urdu, Philosophy, History (Ancient History (Medi & Mord.) Political Science, Geography, Economics, Psychology, Defence Studies.	Applied Physics, Botany, Chemistry, Mathematics, Physics, Zoology.	Home-Science	Commerce, Education, Fine Arts, Law.	..
Annamalai	Economics, English, History, Linguistics, Philosophy, Psychology, Tamil, Sociology.	Botany, Chemistry, Geology, Marine Biology, Mathematics, Physics, Statistics, Zoology.	..	Engineering, Technology	..	Agriculture, Commerce Education, Music, Painting, Physical Education.	Sanskrit, Tamil (Oriental)
Bangalore	Economics, English History, Kannada, Sociology Sanskrit.	Botany, Chemistry, Geology, Mathematics, Physics, Zoology.	..	Civil, Electrical, Mechanical.
Bhagalpur	Economics, English, Hindi, History, Sociology, Philosophy, Psychology, Rural Economics and Co-operation.	Botany, Chemistry, Mathematics, Physics, Statistics, Zoology.	Labour and Social Welfare.	Commerce.	..

Bihar	Economics, English, Hindi, History, Philosophy, Political Science, Psychology, Sanskrit, Maithali, Urdu.	Botany, Chemistry, Mathematics, Physics, Zoology.	Commerce.	..
Bombay	Economics, Sociology, Civics & Politics, Applied Psychology, Sanskrit, English, Linguistics, Foreign Languages.	Mathematics, Statistics.	..	Chemical Technology	..	Business Management, Law, Library, Science.	..
Burdwan	Bengali, Economics, English, History, Philosophy, Sanskrit.	Botany, Chemistry, Mathematics, Physics.	-	-	-	Commerce	-
Delhi	Modern Indian Languages, Sanskrit, Sociology, Maths. and Statistics, Political Science, Psychology, Philosophy, Chinese Studies, Modern European Languages, African studies, Arabic and Persian, English, Hindi, History, Geography, Buddhist studies, Linguistics, Urdu.	Anthropology, Botany, Chemistry, Physics, Zoology.	Commerce, Law, Music, Business Management, Library Science	-
Gauhati	Assamese, History, Economics, Philosophy, Mathematics, Sanskrit, Political Science, Statistics, Geography, English, Bengali.	Anthropology, Botany, Chemistry, Geology, Physics, Zoology.	Agriculture, Commerce, Education	..
Gorakhpur	Ancient History and Culture, English, Hindi, Geography, Modern History, Political Science, Philosophy, Psychology, Sanskrit, Sociology, Urdu, Economics.	Botany, Chemistry, Mathematics, Physics, Military Science, Zoology.	Commerce, Education, Fine Arts, Law, Music.	..

TABLE II-B—List of University Teaching Departments—Contd.

1	2	3	4	5	6	7	8
Gujarat	Sociology, Gujarati (Language and Literature), Psychology, Philosophy and Education.	Sciences.
Indira Kala Sangeet	Music.	..
Indore	Education	..
Jabalpur	English, History, Political Science, Sociology, Philosophy, Economics.	Chemistry, Mathematics.	Law	..
Jammu & Kashmir .	English, Hindi, Urdu, Persian, Political Science, Economics, History, Public Administration, Sanskrit.	Botany, Chemistry, Mathematics, Physics, Zoology.	Commerce, Business Administration	..
Jiwaji	Botany, Zoology.
Jodhpur	English, Hindi, History, Philosophy, Psychology, Sanskrit, Economics, Geography, Political Science, Sociology.	Botany, Chemistry, Zoology, Mathematics, Physics, Zoology.	..	Civil, Electrical, Mechanical, Mining	..	Commerce, Law, Music.	..
Kalyani	Economics, English, Sociology.	Botany, Chemistry, Mathematics, Physics, Statistics, Zoology.	Agriculture, Education, Physical Education, and Veterinary Science.	..
Karnatak	Ancient History, Economics, English, History, Kannada, Philosophy, Political Science, Sanskrit, Sociology, School of Foreign Languages, Social Anthropology.	Botany, Chemistry, Zoology, Zoology, Mathematics, Physics, Statistics and Geography (Arts and Science).	Commerce, Education, Law, Library, Science.	..

Kerala	Psychology. Politics. Tamil, German, Hindi, History, English, Economics, Linguistics, Sanskrit, Malayalam.	Applied Chemistry, Botany, Geology, Mathematics, Marine Biology, Physics, Statistics, Zoology.	Education, Law, Library Science, Management Studies.	..
Kurukshetra	Ancient Indian History, English, Hindi, Economics, History, Philosophy, Political Science, Sanskrit, Linguistics.	Chemistry, Mathematics, Physics.	Education.	..
Lucknow	Anthropology. Arabic, Ancient Indian History and Archaeology, Economics, English and Modern Indian Languages, History, Hindi and Modern Indian Languages, Persian and Urdu, Psychology, Philosophy, Political Science, Sanskrit and Prakrit Languages, Public Administration.	Botany, Chemistry, Geology, Mathematics, Physics, Zoology, Statistics (Arts and Science).	Anatomy, Ayurvedic, Anaesthesiology, Dentistry, E.N.T. Discases, Forensic Medicine, Ophthalmology, Obst. & Gynaecology, Pathology, Bacteriology, Pharmacology, and Therapeutics, Physiology, Social and Preventive Medicine, Radiology, Surgery, Oto-Rhinolaryngology, Orthopaedic-Surgery, Tuberculosis, Bio-Chemistry, Paediatrics.	Applied Eco., Business Admn., Commerce, Education, Law, Social Work and Sociology.	..
Madras	Ancient History, Anthropology, Economics, Indian History, Archaeology, Politics, Public	Statistics, Mathematics, Physics, Organic Chemistry, Bio-Chemistry, Physical Chemistry,	Chem. Engg., Text. Technology, Architecture	Indian Music, Commerce, Business Management,	..

TABLE II-B—List of University Teaching Departments—Contd.

1	2	3	4	5	6	7	8
	Admn., Philosophy, Psychology, Sanskrit, Tamil, Kannada, Telugu, Malayalam, Arabic, Persian, and Urdu, Hindi, Geography (Arts and Science).	Inorganic and Analytical Chemistry, Botany, Zoology, Geology and Geophysics.	..	and Town Planning.		Law, Library Science.	..
Magadh . . .	Ancient Indian and Asian Studies, Economics, English, Hindi, History, Philosophy, Political Science, Sanskrit.	Geography, Mathematics (Arts and Science)	Commerce	..
Marathwada . . .	Economics, English, History and Ancient Indian Culture, Marathi, Political Science.	Botany, Chemistry, Mathematics, (Arts and Science) Physics, Zoology.
Mysore . . .	English, Kannada, Hindi, Sanskrit, Urdu, Philosophy, Indology, History, Geography, Economics, Political Science, Sociology and Psychology.	Botany, Chemistry, Geology, Physics, Mathematics, Zoology, Statistics.	Commerce, Education, Library Science.	..
Nagpur . . .	Ancient Indian History, Economics, English, Hindi, History, Marathi, Pali, Philosophy, Psychology, Pol. Sc., Public Admn. and Local Self Govt., Sanskrit, Sociology.	Botany, Chemistry, Geology, Mathematics, Physics, Zoology.	Bio-Chemistry, Pharmacy	Law, Library Sc.	..
North Bengal . . .	Bengali, Economics, English, History, Political Science.	Chemistry, Geography (Arts and Science), Mathematics (Arts and Science) Physics.	Commerce	..

Panjab . . .	**English, History, Political Science, Geography, Mathematics, Economics, Sociology, Philosophy, Psychology, Sanskrit, Punjabi, Hindi, French, German, Russian, Asian Studies, Public Administration, Gandhian, Philosophy, Ancient Indian History.	Anthropology, Bio-Physics, Bio-Chemistry, Botany, Chemistry, Geology, Microbiology, Physics, Zoology.	..	Chemical Engg. & Tech.	Pharmacy	Commerce and Business Management, Education, Physical Education, Library Sc., Journalism.	..
Patna . . .	Ancient Indian History, Arabic, Bengali, Economics, English, Geography, Hindi, History, Maithili, Philosophy, Pol. Sc., Psychology, Sanskrit, Sociology, Urdu, Persian, Psychological Research and Public Administration.	Botany, Chemistry, Geology, Physics, Zoology, Math. and Stat. (Arts and Science), Instt. of Science.	Labour and Social Welfare.	..	Anatomy, Physiology, Surgery, Orthopaedic Surgery, Obstetrics and Gynaecology, Ophthalmology, Pathology, Pharmacology, Radiology, Anaesthesiology.	Commerce, Education, Law, Music.	..
Poona . . .	Marathi, Sanskrit, Psychology, Politics and Public Administration, History, Linguistic, Hindi and English, Military Studies and Philosophy.	Botany, Chemistry, Geology, Geography, Physics, Maths and Statistics, Zoology.	Journalism, Law, Library Science.	..
Punjabi . . .	English, Economics, History, Punjabi, Chinese, Tibetan Languages.	Chemistry, Mathematics, Physics.	Law	..
Rabindra Bharati . . .	Bengali, English, Sanskrit, Philosophy, History.	Dance, Drama and Music.	..

**There are four Regional Centres i.e. Economics at Amritsar, Hindi at Jullundur, Political Science at Jullundur and Post-Graduate Centre at Simla.

TABLE II-B—List of University Training Departments—Contd.

1	2	3	4	5	6	7	8
Rajasthan . . .	Economics, Public Administration, History, and Indian Culture, Philosophy, Hindi, Sanskrit, English, Political Science, Sociology, Statistics and Foreign Languages.	Botany, Chemistry, Geology, Mathematics, Physics, Zoology	Adult Education, Law, Library Science.	..
Ranchi . . .	English, Economics, Geography, Hindi, History, Philosophy, Political Science, Psychology.	Anthropology, Botany, Chemistry, Geology, Mathematics, Physics, Zoology.
Ravi Shankar . . .	Geography, Sociology and Anthropology, Psychology, Linguistics.
Roorkee	Applied Mathematics, Applied Geology, Chemistry, Physics.		Water Resources Dev. Engg., Geology, Civil, Electrical, Mechanical, Tele-communications, Architecture, Metallurgy, Chemical Engg.
Sardar Patel . . .	Economics, History, Sanskrit, Hindi Gujarati, Philosophy, Psychology, English, Political Science, Sociology.	Botany, Chemistry, Stats. Mathematics (Arts and Science) Physics.	Commerce.	..
Saugar . . .	Ancient Indian History, Economics, English, Psy-	Anthropology, Botany, Chemistry, Zoology, Ph-	Criminology and Forensic	Applied Geo-logy.	Pharmacy	Commerce, Law, Music.	..

	chology, Hindi, History, Marathi, Philosophy, and Linguistic Political Science, Sanskrit, Persian and Urdu.	ysics, Maths, Statistics, Applied Geography.	Sc., Yogic studies.				
Shivaji	History and English.	Botany, Chemistry, Physics, Mathematics (Arts and Science), Zoology	Library Science	..
Udaipur	Law	..
University of Agricultural Sciences, Bangalore	Agriculture and Veterinary Science.	..
Utkal	Applied Economics, Research, History, Philosophy, Political Science, Rural Economics and sociology, Psychology (Education classes are also attached) Sanskrit, Modern European Languages.	Anthropology (Arts and Science) Geology, Statistics, (Arts and Science) Zoology.	Commerce.	..
Varanaseya Sanskrit	Ayurveda	Education, Fine Arts, Law.	..
Vikram	Ancient Indian History and Culture.	Botany, Chemistry, Geology, Mathematics and Statistics, Physics, Zoology.	Library Science	..
<i>Institutions of National Importance</i>							
All India Institute of Medical Sciences	Anatomy I, Anatomy II, Thoracic Surgery, Pathology, Physiology, Microbiology, Bio-

TABLE II-B—List of University Training Departments—Contd.

1	2	3	4	5	6	7	8	
					chemistry, Bio-Physics, Medicine, Obst. and Gy- naecology. Pharmacolo- gy, E. N. T., Ophthalmol- ogy, P & SM, Psychi- atry, Urology, Surgery, Orth- Surgery, Neuro-Sur- gery. Neuro- logy, Anaes- thesiology, Cardiology, Radiology, Forensic Me- dicine, Re- productive Biology, Den- tal Surgery, Paediatrics.			
Indian Institute of Technology, New Delhi.	..	Chemistry, Physics.	..	Chemical, Civil, Elect- rical, Mecha- nical, Text.	
Indian Institute of Technology, Kaupur	Social Sciences.	Chemistry, Mathematics, Physics.	..	Aeronautical, Chemical, Civil, Elect- rical, Mecha- nical, Metal- lurgical.	

Indian Institute of Technology, Kharagpur.	Humanities & Social Science.	Chemistry Mathematics, Physics.	..	Aeronautical, Agricultural, Geology and Geo-Physics, Mechanical, Applied Chemistry, Arch. and Regional Planning, Metallurgical, Mining, Naval Arch. & Marine Engg. Chem. Civil, Elect., Electronics.
Indian Institute of Technology, Madras.	Humanities.	Chemistry, Mathematics, Physics.	..	Chemical, Civil, Electrical, Mechanical, Metallurgy, Aeronautic and Mechanics.
Indian Institute of Technology, Bombay.	Humanities.	Chemistry, Physics, Mathematics.	..	Civil, Electrical, Chemical, Metallurgical, Mechanical.
Indian Statistical Institute, Calcutta.	..	*Research & Training
Post-Graduate Institute of Research in Medicine, Chandigarh.	Research in Medicinal Science

*The courses are Pre-Research leading to registration for Ph.D., Statistical Courses leading to AISI, Masters of Statistics, Bachelor of Stat, Statistics Officer's Courses, Diploma in Statistical Quality Control Electronic Data Processing System, International Statistical Education, Summer Advanced/Statistician Course, Evening Statistician's Course, Automatic Data Processing System. Computers Training Course.

TABLE II-B—List of University Teaching Departments—Concl'd.

1	2	3	4	5	6	7	8
<i>Institutions Deemed as Universities</i>							
Birla Institute of Technology.	Economics, English, Hindi History, Political Science, Sanskrit.	Botany, Chemistry, Physics and Mathematics, Zoology.	..	Chemical, Civil, Electrical and Mechanical and Tele-Comm.	Pharmacy	Commerce	..
Gujarat Vidyapeeth .	Social Sciences and Humanities, Economics, Hindi and Gujarati.
Gurukul Kangri Vishwavidyalaya.	English, Hindi, History, Mathematics, Psychology, Sanskrit, Philosophy, Vedic Literature.
Indian Agricultural Research Institute.	..	Botany.	Agronomy, Agri. Extension, Agri. Economics, Agri-Chemistry, Agri. Physics, Entomology, Horticulture, Microbiology, Mycology & Plant Pathology.	..
Indian Institute of Science.	..	Applied Math., Bio-Chemistry, Industrial Management, Inorganic and Organic Chemistry. Physical Chemistry, Pharmacology, Physics.	..	Aeronautical, Chemical, Civil and Hydraulic, Electronic, Communica-

Indian School of International Studies	South Indian Studies, East Asian Studies, South-East Asian Studies, American Studies, West Asian Studies, Central Asian Studies, Commonwealth Studies, International Politics and Organisations, International Econo.	tion, Electrical, High Voltage, International Combustion, Mechanical, Metallurgy.	..	Law.
Tata Institute of Social Sciences.	Criminology and Correctional Admn. Family and Child Welfare, Labour Welfare and Industrial Relations Medical Relations, Medical and Psychiatric Social Work, Social Research, Urban and Rural Community Development.

TABLE III-A—Number of University Teaching Departments and Colleges

Sl. No.	University	University Teaching Departments	University/Constituent Colleges		Affiliated/Associated Colleges		Grand Total of Colleges (4+6)
			Total	For Women	Total	For Women	
1	2	3	4	5	6	7	8
1.	Agra	..	2	..	143	26	145
2.	Aligarh Muslim	31	1	1	1
3.	Allahabad	24	5	..	6
4.	Andhra	..	5	..	57	10	62
5.	Andhra Pradesh
	Agricultural	..	6	1	6
6.	Annamalai	26
7.	Banaras Hindu	..	13	1	5	3	18
8.	Bangalore	15	30	4	30
9.	Baroda	..	16	1	17
10.	Bahalpur	17	3	1	41	3	44
11.	Bihar	16	3	1	41	3	44
12.	Bombay	14	58	4	58
13.	Burdwan	11	39	5	39
14.	Calcutta	..	6	..	162	30	168
15.	Delhi	28	31	8	5	1	36
16.	Dibrugarh	..	1	..	27	2	28
17.	Gauhati	21	1	..	71	6	72
18.	Gorakhpur	23	41	..	41
19.	Gujarat	4	125	3	125
20.	Indira Kala Sangeet	1	28	..	28
21.	Indore	1	5	..	11	4	16
22.	Jabalpur	9	1	..	20	3	21
23.	Jadavpur	..	3	..	1	1	4
24.	Jammu & Kashmir	21	35	8	35
25.	Jawaharlal Nehru Krishi Viswavidyalaya	..	8	8
26.	Jiwaji	2	7	..	25	2	32
27.	Jodhpur	29	2	..	2
28.	Kalyani	13
29.	Karnatak	23	4	..	49	1	55
30.	Kerala	26	140	20	140
31.	Kurukshetra	13	3	1	2	..	5
32.	Lucknow	45	3	..	15	9	18
33.	Madras	41	31	9	120	20	151
34.	Magadh	11	2	..	32	2	34
35.	Marathwada	10	28	..	28
36.	Mysore	23	4	..	59	5	53
37.	Nagpur	22	3	..	80	6	83
38.	North Bengal	10	2	..	16	2	18
39.	Orissa Agricultural and Technology	..	3	3
40.	Osmania	..	14	1	47	7	61
41.	Panjab	39	5	..	145	23	150
42.	Patna	41	10	3	10
43.	Poona	20	14	1	32	..	46
44.	Punjab Agricultural	..	4	4
45.	Punjabi	10	9	1	9
46.	Rabindra Bharathi	8	21	..	21
47.	Rajasthan	20	4	1	72	10	76
48.	Ranchi	15	4	1	31	2	35
49.	Ravi Sankar	4	10	..	33	2	43

*Upto 1964-65 all these departments were shown as one department of postgraduate studies.

TABLE III-A—Number of University Teaching Departments and Colleges—contd.

1	2	3	4	5	6	7	8
50. Roorkee		13
51. Sardar Patel		18	13	13
52. Saugar		26	64	6	64
53. Shivaji		8	52	..	52
54. S.N.D.T. Women's	7	7	9	9	16
55. Sri Venkateswara	2	..	29	3	31
56. Udaipur		1	5	..	7	3	12
57. University of Agricultural Sciences, Bangalore		3
58. U.P. Agricultural	5	5
59. Utkal		13	6	..	66	7	72
60. Varanaseya Sanskrit		24
61. Vikram		8	14	..	24	2	38
62. Visva Bharati	8	8
Total		795	381	46	2067	250	2448
<i>Institutions of National Importance</i>							
All India Institute of Medical Sciences		27
Hindi Sahitya Sammelan
Indian Institute of Technology, New Delhi		7
Indian Institute of Technology, Kanpur		10
Indian Institute of Technology, Kharagpur		16
Indian Institute of Technology, Madras		10
Indian Institute of Technology, Bombay		9
Indian Statistical Institute		1
Post-Graduate Institute of Research in Medicine		1
Total		81
<i>Institutions Deemed as Universities</i>							
Birla Institute of Technology		19
Gujarat Vidyapeeth		4	3	3
Gurukul Kangri		8	1	1	1
Indian Agricultural Research Institute		10
Indian Institute of Science		17
Indian School of International Studies		10
Jamia Millia Islamia	3	3
Kashi Vidyapeeth	2	2
Tata Institute of Social Sciences		7
Total		75	9	1	9
GRAND TOTAL		951	390	47	2067	250	2457

TABLE III-B—Distribution of Colleges by Management

University	Number of Colleges by Management						
	Total	Government		Local Bodies	Universities	Private	
		Central	State			Aided	Un-aided
1	2	3	4	5	6	7	8
Agra	145	1	10	2	2	130	..
Aligarh	1	1
Allahabad	6	..	1	5	..
Andhra	62	..	13	1	5	43	..
Andhra Pradesh Agricultural	6	6
Banaras	18	13	5	..
Bangalore	30	1	8	..	2	19	..
Baroda	17	..	1	..	16
Bhagalpur	44	..	4	..	3	37	..
Bihar	44	..	5	..	3	36	..
Bombay	58	..	13	4	..	29	12
Burdwan	39	..	5	34	..
Calcutta	168	2	24	..	7	135	..
Delhi	36	5	3	..	4	24	..
Dibrugarh	28	..	4	24	..
Gauhati	72	..	8	..	1	37	26
Gorakhpur	41	..	1	27	13
Gujarat	125	..	21	104	..
Indira Kala Sangeet	28	..	7	21	..
Indore	16	..	9	7	..
Jabalpur	21	..	8	..	1	12	..
Jadavpur	4	3	1	..
Jammu & Kashmir	35	..	22	13	..
Jawaharlal Nehru Krishi Vishwavidyalaya	8	8
Jiwaji	32	1	13	18	..
Jodhpur	2	2	..
Karnatak	53	..	5	..	4	44	..
Kerala	140	..	27	96	17
Kurukshetra	5	..	3	..	1	1	..
Lucknow	18	3	15	..
Madras	151	1	32	118	..
Magadh	34	..	1	..	2	10	21
Marathwada	28	..	6	22	..
Mysore	63	..	16	..	4	43	..
Nagpur	83	..	16	..	3	55	9
North Bengal	18	..	4	10	4
Orissa University of Agri. and Technology	3	3
Osmania	61	1	20	..	14	26	..
Panjab	150	2	48	..	5	95	..
Patna	10	10
Poona	46	1	5	40	..
Punjab Agricultural	4	4
Punjabi	9	..	7	2	..
Rabindra Bharati	21	21
Rajasthan	76	..	42	8	4	19	3
Ranchi	35	1	6	..	4	24	..
Ravi Shankar	43	..	14	4	..	20	5
Sardar Patel	13	..	1	..	1	11	..
Saugar	64	..	29	26	9
Shivaji	52	..	7	45	..
S.N.D.T. Women's	16	7	9	..
Sri Venkateswara	31	..	13	..	2	16	..
Udaipur	12	..	1	..	5	6	..

TABLE III-B—Distribution of Colleges by Management—Contd.

1	2	3	4	5	6	7	8
U.P. Agricultural	5	5
Utkal	72	..	29	..	6	37	..
Vikram	38	..	27	..	1	10	..
Visva Bharati	8	8
Total	2,448	16	539	19	171	1,563	140
<i>Institutions of National Importance</i>							
All India Institute of Medical Sciences
Hindi Sahitya Sammelan
Indian Institute of Technology, New Delhi
Indian Institute of Technology, Kanpur
Indian Institute of Technology, Kharagpur
Indian Institute of Technology, Madras
Indian Institute of Technology, Bombay
Indian Statistical Institute
Post-Graduate Institute of Research in Medicine
TOTAL
<i>Institutions Deemed as Universities</i>							
Birla Institute of Technology
Gujarat Vidyapeeth	3	3
Gurukul Kangri Vishwavidyalaya	1	1	..
Indian Agricultural Research Institute
Indian Institute of Science
Indian School of International Studies
Jamia Millia Islamia	3	3
Kashi Vidyapeeth	2	2
Tata Institute of Social Sciences
TOTAL	9	2	6	1	..
GRAND TOTAL	2,457	18	539	19	177	1,564	140

TABLE IV-A—Number of Colleges by Type of Education

University	For General Education						Total
	Arts	Science	Arts and Science	Home Science	Others		
1	2	3	4	5	6	7	
Agra	46	8	19	73	
Aligarh Muslim	
Allahabad	1	..	2	3	
Andhra	..	1	10	11	
Andhra Pradesh Agricultural	1	..	1	
Banaras Hindu	4	2	1	7	
Bangalore	..	3	7	1	..	11	
Baroda	1	1	..	1	..	3	
Bhagalpur	22	..	10	32	
Bihar	19	..	10	29	
Bombay	..	1	26	27	
Burdwan	3	..	17	20	
Calcutta	30	..	45	1	..	76	
Delhi	9	..	9	18	
Dibrugarh	17	..	4	21	
Gauhati	42	1	13	56	
Gorakhpur	12	1	6	19	
Gujarat	16	12	28	56	
Indira Kala Sangeet	
Indore	3	1	2	6	
Jabalpur	6	2	3	1	..	12	
Jadavpur	1	1	..	1	..	3	
Jammu & Kashmir	15	15	
Jawaharlal Nehru Krishi Vishwavidyalaya	
Jiwaji	12	1	7	20	
Jodhpur	..	1	1	
Karnatak	4	4	20	1	..	29	
Kerala	3	..	70	73	
Kurukshetra	
Lucknow	8	..	3	11	
Madras	28	2	44	74	

Magadh	15	..	9	24
Marathwada	2	2	5	9
Mysore	2	5	16	23
Nagpur	6	3	2	11
North Bengal	4	..	8	12
Orissa University of Agri. and Technology	1	1
Osmania	7	8	13	28
Panjab	20	1	1	1	..	23
Patna	1	3	4
Poona	2	3	5
Punjab Agricultural
Punjabi
Rabindra Bharati
Rajasthan	7	1	13	21
Ranchi	10	..	6	16
Ravi Shankar	4	..	7	..	1	12
Sardar Patel	3	2	5
Saugar	13	2	9	24
Shivaji	2	2	4	8
S.N.D.T. women's	9	1	..	10
Sri Venkateswara	2	..	12	14
Udaipur	1	..	2	1	..	4
U.P. Agricultural	1	1
Utkal	17	4	33	54
Vikram	2	7	9
Visva Bharati	2	..	1	3
TOTAL	428	77	512	10	1	1,028

TABLE IV-A—Number of Colleges by Type of Education—Contd.

	1	2	3	4	5	6	7
<i>Institutions of National Importance</i>							
All Indian Institute of Medical Sciences
Hindi Sahitya Sammelan
Indian Institute of Technology, New Delhi
Indian Institute of Technology, Kanpur
Indian Institute of Technology, Kharagpur
Indian Institute of Technology, Madras
Indian Institute of Technology, Bombay
Indian Statistical Institute
Post-Graduate Institute of Research in Medicine
TOTAL
<i>Institutions Deemed as Universities</i>							
Birla Institute of Technology
Gujarat Vidyapeeth	1	1
Gurukul Kangri Vishwavidyalaya	1	1
Indian Agricultural Research Institute
Indian Institute of Science
Indian School of International Studies
Jamia Millia Islamia	1	1
Kashi Vidyapith	1	1
Tata Institute of Social Sciences
TOTAL	3	1	4
GRAND TOTAL	431	77	513	10	1	1,032	

TABLE IV-A--Number of Colleges by Type of Education--Contd.

University	For Professional Education											
	Agricul- ture	Com- merce	Educa- tion	Engi- neering and Tech.	Fine Arts		Law	Medicine			Dentistry	Nurs- ing
					Music and Dancing	Others		Allopathy	Ayur- vedic	Unani/ Tibbia		
1	8	9	10	11	12	13	14	15	16	17	18	19
Agra	7	3	1	1	1*
Aligarh Muslim
Allahabad	1	1	1
Andhra	4	2	2	..	1	3
Andhra Pradesh Agricultural	3
Banaras Hindu	1	..	1	3	1	..	1	1
Bangalore	..	1	3	5	3	3	1	..
Baroda	..	1	1	2	1	1	1	1
Bhagalpur	1	..	2	1	1
Bihar	1	..	2	1	2	1
Bombay	..	8	4	3	4	2	2	1
Burdwan	3	2
Calcutta	1	7	7	6	1	..	2	10	1	..
Delhi	1	2	3	1
Dibrugarh	1	2	1	1	1
Gauhati	..	1	1	1	2	1
Gorakhpur	1
Gujarat	2	10	8	3	1	..	7	4	2	..	1	..
Indira Kala Sangeet	28
Indore	..	1	..	1	1	1	..	1	1
Jabalpur	..	1	1	1	2	1
Jadavpur	1
Jammu & Kashmir	2	..	2	1	1	1
Jawaharlal Nehru Krishi Vishwavidyalaya	6
Jiwaji	1	1	1	1
Jodhpur	1
Karnatak	..	5	5	3	4	4
Kerala	1	..	19	6	2	4	1

*Relates to Homoeopathy Institute.

TABLE IV-A—Number of Colleges by Type of Education—Contd.

	1	8	9	10	11	12	13	14	15	16	17	18	19
Kurukshetra	..	1	..	1	1
Lucknow	2	1
Madras	..	2	..	18	7	1	8	1
Magadh
Marathwada	..	1	1	3	1	1	1
Mysore	9	8	1	..	4	3
Nagpur	..	2	3	11	4	1	1	2
North Bengal	3	1
Orissa University of Agri. and Technology	..	1
Osmania	3	3	2	3	1
Panjab	..	3	..	21	4	1	5	1	1
Patna	2	1	1	1
Poona	..	2	3	6	1	1	2	2
Punjab Agricultural	..	3
Punjabi	1	1	1	1	1	..
Rabindra Bharati	21
Rajasthan	..	1	2	9	1	4	1
Ranchi	..	1	..	1	4	1	2
Ravi Shankar	3	2	1	3	1	1
Sardar Patel	..	2	1	2	1	1
Saugar	5	1	9	1
Shivaji	..	2	3	7	2	2	2
S.N.D.T. women's	2	1
Sri Venkateswara	2	2	1	2
Udaipur	..	2	..	1	1
U.P. Agricultural	..	3
Utkal	4	2	2	3
Vikram	5	2	3	1
Visva Bharati	..	1	..	1	..	1	1
TOTAL	..	54	54	186	100	58	2	66	87	13	..	8	8

Institutions of National Importance

All India Institute of Medical Sciences
Hindi Sahitya Sammelan
Indian Institute of Technology, New Delhi
Indian Institute of Technology, Kanpur
Indian Institute of Technology, Kharagpur
Indian Institute of Technology, Madras
Indian Institute of Technology, Bombay
Indian Statistical Institute
Post-Graduate Institute of Research in Medicine
TOTAL

Institutions Deemed as Universities

Birla Institute of Technology
Gujarat Vidyapeeth	2
Gurukul Kangri Vishwavidyalaya
Indian Agricultural Research Institute
Indian Institute of Science
Indian School of International Studies
Jamia Millia Islamia	2
Kashi Vidyapith
Tata Institute of Social Sciences
TOTAL	4
GRAND TOTAL	54	54	190	100	58	2	66	87	13	..	8	8

TABLE IV-A—Number of Colleges by Type of Education—Contd.

University	For Professional Education					For other Education			General and Professional Education	Grand Total
	Medicine Pharmacy	Physical Education	Veterinary Science	Others	Total	Oriental Studies	Others	Total		
1	20	21	22	23	24	25	26	27	28	29
Agra	2	..	15	57	145
Aligarh Muslim	1	1
Allahabad	3	6
Andhra	12	15	..	15	24	62
Andhra Pradesh Agricultural	2	..	5	6
Banaras	8	1	..	1	2	18
Bangalore	16	3	30
Baroda	1	9	1	1	2	3	17
Bhagalpur	5	7	44
Bihar	7	8	44
Bombay	1	..	1	..	26	5	58
Burdwan	5	14	39
Calcutta	1	..	36	56	168
Delhi	7	11	36
Dibrugarh	6	1	28
Gauhati	1	..	7	9	72
Gorakhpur	1	21	41
Gujarat	1	39	30	125
Indira Kala Sangeet	28	28
Indore	6	4	16
Jabalpur	6	3	21
Jadavpur	1	4
Jammu & Kashmir	7	10	..	10	3	35
Jawaharlal Nehru Krishi Vishwavidyalaya	2	..	8	8
Jiwaji	..	2	6	6	32
Jodhpur	1	2
Karnatak	21	3	53
Kerala	1	..	34	6	..	6	27	140

Kurukshetra	3	2	5
Lucknow	3	4	18
Madras	2	1	..	40	18	..	18	19	151
Magadh	1	..	1	9	34
Marathwada	8	11	28
Mysore	25	15	63
Nagpur	1	1	1	27	45	83
North Bengal	4	2	18
Orissa University of Agri. and Technology	1	..	2	3
Osmania	1	13	20	61
Panjab	36	4	..	4	87	150
Patna	5	1	10
Poona	17	24	46
Punjab Agricultural	1	..	4	4
Punjabi	1	6	3	9
Rabindra Bharati	21	21
Rajasthan	18	37	76
Ranchi	1	..	10	9	35
Ravi Shankar	11	20	43
Sardar Patel	1	..	8	13
Saugar	16	24	64
Shivaji	18	26	52
S.N.D.T. Women's	1	4	2	16
Sri Venkateswara	7	4	..	4	6	31
Udaipur	1	1	6	2	12
U.P. Agricultural	1	..	4	5
Utkal	11	7	72
Vikram	11	18	38
Visva Bharati	1	5	8
TOTAL	2	7	19	5	669	59	1	60	691	2,448

TABLE IV-A—Number of Colleges by Type of Education—Contd.

	20	21	22	23	24	25	26	27	28	29
<i>Institutions of National Importance</i>										
All India Institute of Medical Sciences
Hindi Sahitya Sammelan
Indian Institute of Technology, New Delhi
Indian Institute of Technology, Kanpur
Indian Institute of Technology, Kharagpur
Indian Institute of Technology, Madras
Indian Institute of Technology, Bombay
Indian Statistical Institute
Post-Graduate Institute of Research in Medicine
TOTAL
<i>Institutions Deemed as Universities</i>										
Birla Institute of Technology
Gujarat Vidyapeeth	2	3
Gurukul Kangri Vishwavidyalaya	1
Indian Agricultural Research Institute
Indian Institute of Science
Indian School of International Studies
Jamia Millia Islamia	2	3
Kashi Vidyapith	1	1	2
Tata Institute of Social Sciences
TOTAL	1	5	9
GRAND TOTAL	2	7	19	6	674	59	1	60	691	2,457

TABLE IV-B—Colleges for General, Professional and Other Education by Type of Courses

University	General Education					Total
	Arts	Science	Arts and Science	Home Science	Others	
1	2	3	4	5	6	7
Agra	15	3	39	57
Aligarh Muslim	1	1
Andhra	1	1	22	24
Banaras Hindu	2	2
Bangalore	1	..	2	3
Baroda	1	1	..	1	..	3
Bhagalpur	1	..	6	7
Bihar	8	8
Bombay	3	2	5
Burdwan	14	14
Calcutta	20	1	35	56
Delhi	3	..	7	1	..	11
Dibrugarh	1	1
Gauhati	2	..	7	9
Gorakhpur	3	1	17	21
Gujarat	29	..	1	30
Indore	2	..	2	4
Jabalpur	2	1	3
Jammu & Kashmir	2	..	1	3

TABLE IV-B—Colleges for General, Professional and Other Education by Type of Courses—Contd.

1	2	3	4	5	6	7
Jiwaji	3	..	3	6
Karnatak	1	..	2	3
Kerala	1	..	26	27
Kurukshetra	1	..	1	2
Lucknow	1	..	3	4
Madras	19	19
Magadh	1	..	8	9
Marathwada	2	..	9	11
Mysore	2	5	8	15
Nagpur	34	..	11	45
North Bengal	2	2
Osmania	8	1	11	20
Panjab	7	..	30	37
Patna	1	1
Poona	9	..	15	24
Punjabi	3	3
Rajasthan	1	..	36	37
Ranchi	5	..	4	9
Ravi Shankar	12	1	7	20
Saugar	11	..	13	24
Shivaji	11	..	15	26
S.N.D.T. Women's	2	2
Sri Venkateswara	1	5	6
Udaipur	1	..	1	2
Utkal	7	7
Vikram	1	17	18
TOTAL	200	40	449	2	..	691

TABLE IV-B—Colleges for General, Professional and Other by Type of courses—contd.

University	Professional Education												
	Agricul- ture	Com- merce	Educa- tion	Engg. & Tech.	Fine Arts		Law	Medicine					
					Music and Dancing	Others		Allopathy	Ayur- vedic	Unani/ Tibbia	Dentistry	Nursing	
1	8	9	10	11	12	13	14	15	16	17	18	19	
Agra	9	29	29	15
Aligarh Muslim	1
Andhra	22	..	1
Banaras Hindu	2	..	1
Bangalore	3
Baroda	2
Bhagalpur	7
Bihar	8	1
Bombay	2	3
Burdwan	14
Calcutta	2	44	8	5
Delhi	10	1
Dibrugarh	1
Gauhati	8	2
Gorakhpur	7	7	15	5
Gujarat	27	1	..	2
Indore	3	2
Jabalpur	2	1
Jammu & Kashmir	2	1

TABLE IV-B—Colleges for General, Professional and Other Education by Type of Courses—Contd.

	1	8	9	10	11	12	13	14	15	16	17	18	19
Jiwaji	6	1
Karnatak	2	1
Kerala	26
Kurukshetra	2
Lucknow	1	2
Madras	16	3
Magadh	6	4
Marathwada	11
Mysore	15
Nagpur	3	43	3
North Bengal	2
Osmania	18	..	1
Panjab	3	7	..	83	3	66
Patna	1
Poona	22	7
Punjabi	2	..	1	..	2
Rajasthan	1	36	1	..	3
Ranchi	9
Ravi Shankar	19	..	1	3
Saugar	24	3
Shivaji	24	5
S.N.D.T. Women's	2
Sri Venkateswara	5
Udaipur	1
Utkal	7	1
Vikram	17	2
TOTAL	25	509	76	89	5	1	45	82

TABLE IV-B—Colleges for General, Professional and Other Education by Type of Courses—Contd.

University	Professional Education				Total	Other Education		
	Medicine Pharmacy	Physical Education	Veterinary Science	Others		Oriental Learning	Total Number of Courses	Total Number of Colleges
1	20	21	22	23	24	25	26	27
Agra	82	..	139	57
Aligarh Muslim	1	..	2	1
Andhra	1	2	26	..	50	24
Banaras Hindu	1	4	..	6	2
Bangalore	3	..	6	3
Baroda	1	3	..	6	3
Bhagalpur	7	..	14	7
Bihar	9	..	17	8
Bombay	5	..	10	5
Burdwan	14	..	28	14
Calcutta	4	63	..	119	56
Delhi	11	..	22	11
Dibrugarh	1	..	2	1
Gauhati	10	..	19	9
Gorakhpur	34	..	55	21
Gujarat	1	31	..	61	30
Indore	1	6	..	10	4
Jabalpur	3	..	6	3
Jammu & Kashmir	3	..	6	3

TABLE IV-B—Colleges for General, Professional and Other Education by Type of Courses—Contd.

	1	20	21	22	23	24	25	26	27
Jiwaji	7	..	13	6
Karnatak	3	..	6	3
Kerala	2	28	..	55	27
Kurukshetra	2	..	4	2
Lucknow	1	1	5	..	9	4
Madras	19	..	38	19
Magadh	10	..	19	9
Marathwada	11	..	22	11
Mysore	15	..	30	15
Nagpur	4	53	..	98	45
North Bengal	2	..	4	2
Osmania	1	20	..	40	20
Panjab	162	..	249	87
Patna	1	..	2	1
Poona	29	..	53	24
Punjabi	5	..	8	3
Rajasthan	41	..	78	37
Ranchi	9	..	18	9
Ravi Shankar	23	..	43	20
Saugar	1	28	..	52	24
Shivaji	29	..	55	26
S.N.D.T. Women's	2	..	4	2
Sri Venkateswara	5	1	12	6
Udaipur	1	2	..	4	2
Utkal	8	..	15	7
Vikram	19	..	37	18
TOTAL		1	1	..	20	854	1	1,546	691

TABLE V—Enrolment in University Teaching Departments and Colleges

University	University Teaching Departments			University/Constituent Colleges			Affiliated/Associated Colleges			Total			Number of Students from Rural areas included in col. (13)
	Boys	Girls	Total	Boys	Girls	Total	Boys	Girls	Total	Boys	Girls	Total All persons	
1	2	3	4	5	6	7	8	9	10	11	12	13	14
Agra	282	47	329	55,568	14,041	69,609	55,850	14,088	69,938	24,297
Aligarh Muslim	4,714	336	5,050	..	406	406	4,714	742	5,456	1,680
Allahabad	6,177	1,570	7,747	235	59	294	2,192	297	2,489	8,604	1,926	10,530	4,469
Andhra Pradesh Agricultural	1983	161	2,144	1,983	161	2,144	N.A.
Andhra	2,444	200	2,644	27,513	5,821	33,334	29,957	6,021	35,978	14,682
Annamalai	3,867	373	4,240	3,867	373	4,240	N.A.
Banaras Hindu	7,235	1,259	8,494	602	394	996	7,837	1,653	9,490	4,171
Bangalore	1,736	338	2,074	12,812	6,726	19,538	14,548	7,064	21,612	N.A.
Baroda	9,203	2,696	11,899	569	139	708	9,772	2,835	12,607	2,188
Bhagalpur	1,074	64	1,138	3,785	543	4,328	18,458	881	19,339	23,317	1,488	24,805	10,772
Bihar	2,203	182	2,385	4,658	690	5,348	27,671	766	28,437	34,532	1,638	36,170	18,562
Bombay	1,784	432	2,216	41,469	19,115	60,584	43,253	19,547	62,800	5,933
Burdwan	765	209	974	24,516	5,475	29,991	25,281	5,684	30,965	14,308
Calcutta	8,280	2,652	10,932	90,195	39,941	1,30,136	98,475	42,593	1,41,068	40,185
Delhi	2,061	680	2,741	16,235	11,013	27,248	568	2,035	2,603	18,864	13,728	32,592	744
Dibrugarh	89	22	111	8,123	2,434	10,557	8,212	2,456	10,668	N.A.
Gauhati	1,338	379	1,717	668	..	668	29,300	6,417	35,717	31,306	6,796	38,102	18,058
Gorakhpur	3,103	459	3,562	13,751	621	14,372	16,854	1,080	17,934	14,065
Gujarat	4,959	990	5,949	52,880	14,084	66,964	57,839	15,074	72,913	46,296
Indira Kala Sangeet	54	55	109	Not Available			54	55	109	N.A.
Indore	24	24	48	5,294	836	6,130	4,442	1,651	6,093	9,760	2,511	12,271	N.A.
Jabalpur	236	41	277	18	2	20	9,700	2,886	12,586	9,954	2,929	12,883	3,783
Jadavpur	3,857	845	4,702	..	28	28	3,857	845	4,702	270
Jammu & Kashmir	402	255	657	9,324	4,116	13,440	9,726	4,371	14,097	N.A.
Jawaharlal Nehru Krishi Vishwavidyalaya	2,282	..	2,282	2,282	..	2,282	N.A.
Jiwaji	75	20	95	5,210	274	5,484	7,477	1,356	8,833	12,762	1,650	14,412	N.A.
Jodhpur	5,747	869	6,616	75	..	75	5,822	869	6,691	N.A.

14-1 MoF E&SW/72

TABLE V—Enrolment in University Teaching Departments and Colleges—Contd.

1	2	3	4	5	6	7	8	9	10	11	12	13	14
Kalyani	949	131	1,080	949	131	1,080	230
Karnatak	1,113	104	1,217	1,434	346	1,780	20,642	2,899	23,541	23,189	3,349	26,538	8,861
Kerala	514	220	734	72,633	41,344	1,13,977	73,147	41,564	1,14,711	71,998
Kurukshetra	540	181	721	513	392	905	218	..	218	1,271	573	1,844	518
Lucknow	6,931	1,692	8,623	2,188	452	2,640	4,388	2,216	6,604	13,507	4,360	17,867	4,930
Madras	1,028	226	1,254	17,858	8,202	26,060	55,535	13,557	69,092	74,421	21,985	96,406	30,856
Magadh	606	45	651	5,496	104	5,600	20,079	600	20,679	26,181	749	26,930	18,342
Marathwada	576	69	645	12,794	911	13,705	13,370	980	14,350	9,034
Mysore	627	160	787	2,392	54	2,446	17,939	5,594	23,533	20,958	5,808	26,766	8,452
Nagpur	688	237	925	686	75	761	36,506	7,586	44,092	37,880	7,898	45,778	18,998
North Bengal	366	161	527	1,107	145	1,252	7,389	2,821	10,210	8,862	3,127	11,989	2,391
Orissa University of Agri. and Technology	1,340	8	1,348	1,340	8	1,348	1,026
Osmania	9,997	2,396	12,393	15,517	3,300	18,817	25,514	5,696	31,210	9,995
Panjab	2,074	861	2,935	3,360	67	3,427	53,207	19,767	72,974	58,641	20,695	79,336	30,102
Patna	1,876	500	2,376	6,876	2,370	9,206	8,752	2,830	11,582	N.A.
Poona	1,927	400	2,327	13,539	4,661	18,200	13,345	2,406	15,751	28,811	7,467	36,278	N.A.
Punjab Agricultural Punjabi	2,026	5	2,031	2,026	5	2,031	N.A.
Rabindra Bharati	435	74	409	3,799	1,288	5,087	4,234	1,362	5,596	1,776
Rajasthan	1,248	368	1,616	3,119	1,654	4,773	23,590	3,646	27,236	27,957	5,668	33,625	8,473
Ranchi	633	158	791	4,680	1,116	5,796	17,369	2,577	19,946	22,682	3,851	26,533	8,190
Ravi Shankar	70	7	77	7,010	415	7,425	5,327	1,180	6,507	12,407	1,602	14,009	4,500
Roorkee	2,018	51	2,069	2,018	51	2,069	N.A.
Sardar Patel	421	51	472	7,046	1,002	8,048	7,467	1,053	8,520	N.A.
Saugar	2,530	266	2,796	14,577	1,264	15,841	17,107	1,530	18,637	2,563
Shivaji	207	26	233	18,656	3,552	22,208	18,863	3,578	22,441	8,161
S.N.D.T. Women's	2,781	2,781	..	2,233	2,233	..	5,014	5,014	234
Sri Venkateswara	1,141	169	1,310	11,524	2,131	13,655	12,665	2,300	14,965	5,466
Udaipur	194	3	197	3,123	67	3,190	1,209	392	1,601	4,526	462	4,988	428
Univ. of Agri. Sciences	1,309	7	1,316	1,309	7	1,316	877
U.P. Agricultural	1,159	..	1,159	1,159	..	1,159	512
Utkal	697	130	827	3,763	36	3,799	20,686	3,325	24,011	25,146	3,491	28,637	14,258
Varanaseya Sanskrit Vishwavidya- laya	601	35	636	601	35	636	N.A.

Vikram	252	38	390	10,480	1,224	11,704	7,239	1,580	8,819	17,971	2,842	20,813	N.A.
Visva Bharati	500	279	779	500	279	779	442
Total	73,391	13,958	87,349	2,34,428	75,326	3,09,754	8,37,092	2,29,524	10,66,616	11,44,911	3,18,808	14,63,719	4,96,076
<i>Institutions of National Importance</i>													
All India Institute of Medical Sciences	416	87	503	416	87	503	N.A.
Hindi Sahitya Sammelan	Not Available	
Indian Institute of Technology, New Delhi	1,196	16	1,212	1,196	16	1,212	N.A.
Indian Institute of Technology, Kanpur	1,123	13	1,136	1,123	13	1,136	N.A.
Indian Institute of Technology, Kharagpur	2,176	43	2,219	2,176	43	2,219	N.A.
Indian Institute of Technology Madras	1,368	6	1,374	1,368	6	1,374	254
Indian Institute of Technology, Bombay	1,824	9	1,833	1,824	9	1,833	N.A.
Indian Institute of Post-Graduate Research in Medicine	405	32	437	405	32	437	N.A.
Indian Institute of Post-Graduate Research in Medicine	126	197	323	126	197	323	N.A.
Total	8,634	403	9,037	8,634	403	9,037	254
<i>Institutions Deemed as Universities</i>													
Birla Institute of Technology	1,801	82	1,883	1,801	82	1,883	416
Gujarat Vidyapeeth	34	3	37	263	101	364	297	104	401	337
Gurukul Kangri Vishwavidyalaya	95	..	95	..	25	25	95	25	120	103
Indian Agricultural Research Institute	446	10	456	446	10	456	58
Indian Institute of Science	736	35	771	736	35	771	N.A.
Indian School of International Studies	81	21	102	81	21	102	N.A.
Jamia Millia Islamia	354	185	539	354	185	539	6
Kashi Vidyapith	1,794	121	1,915	1,794	121	1,915	N.A.
Tata Institute of Social Sciences	67	33	100	67	33	100	N.A.
Total	3,260	184	3,444	2,411	432	2,843	5,671	616	6,287	920
GRAND TOTAL	85,285	14,545	99,830	2,36,839	75,758	3,12,599	8,37,092	2,29,524	10,66,616	11,59,216	3,19,827	14,79,043	4,97,25.

TABLE VI-A—Enrolment in Universities and Colleges by Type of Education

University	General Education										All Persons
	Arts		Science		Home Science		Others		TOTAL		
	Boys	Girls	Boys	Girls	Boys	Girls	Boys	Girls	Boys	Girls	
1	2	3	4	5	6	7	8	9	10	11	12
Agra	22,843	11,147	18,196	1,571	41,039	12,718	53,757
Aligarh Muslim	666	393	1,553	184	13	9	2,232	586	2,818
Allahabad	4,347	1,492	2,225	205	..	40	34	51	6,606	1,788	8,394
Andhra Pradesh Agri.	6	134	6	134	140
Andhra	5,377	1,543	15,716	3,237	8	..	21,101	4,780	25,881
Annamalai	713	86	1,182	182	4	..	1,899	268	2,167
Banaras Hindu	1,696	1,113	1,776	279	3	1	3,475	1,393	4,868
Bangalore	989	2,576	6,377	2,937	..	804	7,366	6,317	13,683
Baroda	1,249	1,127	1,418	321	4	580	1	..	2,672	2,028	4,700
Bhagalpur	12,935	1,283	7,152	177	20,087	1,460	21,547
Bihar	17,510	1,186	12,051	247	29,561	1,433	30,994
Bombay	10,277	10,618	18,517	5,724	28,794	16,342	45,136
Burdwan	11,061	4,732	9,476	805	20,537	5,537	26,074
Calcutta	37,211	34,305	25,805	5,186	..	610	63,016	40,101	1,03,117
Delhi	11,278	10,767	2,544	739	..	495	13,822	12,001	25,823
Dibrugarh	4,616	2,173	1,283	121	5,899	2,294	8,193
Gauhati	19,573	5,785	7,748	823	27,321	6,608	33,929
Gorakhpur	7,053	804	4,169	82	11,222	886	12,108
Gujarat	18,421	10,435	19,580	2,931	..	23	1,419	166	39,420	13,555	52,975
Indira Kala Sangeet
Indore	3,427	1,559	2,172	561	5,599	2,120	7,719
Jabalpur	3,674	1,430	2,316	712	..	345	5,990	2,487	8,477
Jadavpur	397	689	553	96	..	@	950	785	1,735
Jammu & Kashmir	2,105	2,876	5,152	871	..	137	7,257	3,884	11,141
Jawaharlal Nehru Krishi Vishwavidyalaya
Jiwaii	6,544	1,010	3,282	395	9,826	1,405	11,231

@ 28 Girl Students of Home science included under Arts.

Jodhpur	1,502	636	1,735	200	3,237	836	4,073
Kalyani	39	27	136	44	175	71	246
Karnatak	7,945	1,933	9,709	1,063	..	14	3	1	17,657	3,011	20,668
Kerala	46,983	29,924	13,201	8,548	..	512	13	3	60,197	38,987	99,184
Kurukshetra	519	352	324	47	843	399	1,242
Lucknow	4,775	3,169	3,273	466	..	11	8,048	3,646	11,694
Madras	17,040	7,167	39,488	10,919	..	1,123	26	17	56,554	19,226	75,780
Magadh	13,987	694	9,938	55	23,925	749	24,674
Marathwada	3,725	530	5,324	323	9,049	853	9,902
Mysore	4,380	2,545	10,761	2,277	..	142	15,141	4,964	20,105
Nagpur	11,305	5,799	6,827	1,062	..	229	18,132	7,090	25,222
North Bengal	4,279	2,714	1,947	267	6,226	2,981	9,207
Orissa University of Agri. and Technology	104	6	104	6	110
Osmania	5,165	1,876	9,864	2,630	15,029	4,506	19,535
Panjab	27,814	15,312	14,161	1,717	..	224	3	1	41,978	17,254	59,232
Patna	3,886	2,146	1,844	291	5,730	2,437	8,167
Poona	8,033	4,187	9,171	1,825	17,204	6,012	23,216
Punjab Agricultural Punjabi	1,024	857	447	58	1,471	915	2,386
Rabindra Bharati	91	144	91	144	235
Rajasthan	10,305	4,042	7,050	869	2	..	17,357	4,911	22,268
Ranchi	8,272	3,251	4,997	377	13,269	3,628	16,897
Ravi Shankar	3,968	921	3,414	613	7,382	1,534	8,916
Roorkee	77	8	77	8	85
Sardar Patel	1,570	745	2,539	219	4,109	964	5,073
Saugar	7,641	1,011	4,887	390	..	64	12,528	1,465	13,993
Shivaji	6,532	2,311	6,278	816	12,811	3,127	15,938
S.N.D.T. Women's	4,136	534	4,670	4,670
Sri Venkateswara	2,750	568	6,079	1,163	..	112	8,829	1,843	10,672
Udaipur	1,097	334	1,088	84	2,187	418	2,605
University of Agri. Sci. U.P. Agricultural
Utkal	11,331	2,001	8,517	1,084	19,848	3,085	22,933
Varanaseya Sanskrit Vishwavidyalaya
Vikram	7,785	1,801	4,326	656	12,111	2,457	14,568
Visva Bharati	113	160	134	30	247	190	437
TOTAL	4,27,818	2,10,422	3,57,883	66,493	10	6,133	1,532	249	7,87,243	2,83,297	10,70,540

TABLE VI-A—Enrolment in Universities and Colleges by Type of Education—Contd.

	1	2	3	4	5	6	7	8	9	10	11	12
<i>Institutions of National Importance</i>												
All India Institute of Medical Sciences
Hindi Sahitya Sammelan	Not Available	
Indian Institute of Technology, New Delhi	90	9	90	9	99
Indian Institute of Technology, Kanpur	2	1	162	9	164	10	174
Indian Institute of Technology, Kharagpur	61	10	14	2	..	75	12	87
Indian Institute of Technology Madras]	64	4	64	4	68
Indian Institute of Technology, Bombay	34	2	34	2	36
Indian Statistical Institute	257	25	257	25	282
Post-Graduate Institute of Research in Medicine
Total	2	1	668	59	14	2	..	684	62	746

Institutions Deemed as Universities

Birla Institute of Technology	13	7	242	54	255	61	316
Gujarat Vidyapeeth	238	86	238	86	324
Gurukul Kangri Vishwavidyalaya	87	25	8	95	25	120
Indian Agricultural Research Institute
Indian Institute of Science	129	21	129	21	15
Indian School of International Studies	75	20	75	20	95
Jamia Millia Islamia	202	53	42	2	244	55	299
Kashi Vidyapith	1,694	112	1,694	112	1,806
Tata Institute of Social Sciences
Total	2,309	303	421	77	2,730	380	3,110
GRAND TOTAL	4,30,129	2,10,726	3,58,972	66,629	10	6,133	1,546	251	7,90,657	2,83,739	10,74,396

TABLE VI-A—Enrolment in Universities and Colleges by Type of Education—Contd.

University	Professional Education											
	Professional Education								Fine Arts			
	Agriculture		Commerce		Education		Engg. & Tech.		Music & Dancing		Others	
	Boys	Girls	Boys	Girls	Boys	Girls	Boys	Girls	Boys	Girls	Boys	Girls
1	13	14	15	16	17	18	19	20	21	22	23	24
Agra	4,995	..	4,712	2	1,603	1,217	733
Aligarh Muslim	208	..	38	39	1,581	4
Allahabad	168	..	710	..	13	10	196	..	7	11	54	53
Andhra Pradesh Agri.	1,390	26
Andhra	2,802	27	595	204	2,242	21	11	14	8	..
Annamalai	295	..	250	1	132	15	1,085	..	29	28	23	6
Banaras Hindu	475	..	531	..	48	77	2,256	5	106	62	11	8
Bangalore	1,681	52	125	99	3,021	17
Baroda	1,606	129	140	97	3,591	34	297	276	144	33
Bhagalpur	437	..	1,225	1	286	25	583
Bihar	294	..	1,661	..	255	42	666
Bombay	5,509	746	285	456	2,002	87
Burdwan	3,448	8	202	96	1,094	43
Calcutta	59	7	22,997	365	1,215	667	2,595	19	..	34
Delhi	1,975	9	266	226	956	45	2	51
Dibrugarh	303	..	598	..	89	22	466
Gauhati	28	..	1,325	3	280	100	601	5
Gorakhpur	2,901	..	521	..	1,438	194	212
Gujarat	498	..	12,070	368	590	140	538	3	13	3
Indira Kala Sangeet	54	55
Indore	1,743	3	24	24	960	8
Jabalpur	1,781	4	233	187	1,013	2
Jadavpur	2,818	36
Jammu & Kashmir	236	..	143	..	360	171	1,095	7
Jawaharlal Nehru Krishi Vishwavidyalaya	1,761
Jiwaji	687	2	180	28	778

Jodhpur	860	..	167	32	1,258
Kalyani	628	104	60
Karnatak	54	..	1,940	34	470	69	999	2
Kerala	222	40	3,609	113	1,147	1,232	4,785	255
Kurukshetra	98	191	162	120
Lucknow	1,071	..	34	184
Madras	776	5	2,949	..	1,121	589	6,116	24	3	29
Magadh	879
Marathwada	516	..	2,431	20	178	30	435	1
Mysore	2,582	162	589	209	13
Nagpur	2,423	1	13,608	68	656	368	1,136	11	..	7	28	..
North Bengal	1,698	66	207	80	731
Orissa University of Agri. and Tech.	929	2	*
Osmania	3,128	34	551	199	3,235	19
Panjab	432	..	1,255	1	1,388	1,863	8,765	55	..	7	..	23
Patna	577	..	174	133	694	..	10	6
Poona	1,223	2	6,187	301	731	534	1,322	17	4	10
Punjab Agricultural Punjabi	1,524	4	..	1	119
Rabindra Bharati	433	1	151	156	1,019	18
Rajasthan	295	..	5,913	1	1,081	267	241	..	71	129	36	8
Ranchi	461	..	2,034	..	131	38	4,841	6	..	12
Ravi Shankar	2,428	3	394	17	1,289	4
Roorkee	1,941	43
Sardar Patel	857	2	761	26	320	60	1,179
Saugar	2,471	..	863	45	320
Shivaji	346	..	3,429	139	650	209	856	5
S.N.D.T. Women's	265	4
Sri Venkateswara	469	3	320	37	1,311	3	96	19
Udaipur	1,200	2	246	..	147	34	191
Univ. of Agri. Scs.	956
U. P. Agricultural	431	308*
Utkal	615	..	567	67	1,835	7
Varanaseya Sanskrit Vishwavidyalaya	24	2
Vikram	2,417	2	662	222	1,220	3
Visva Bharati	60	65	19	5	27	63	43
TOTAL	27,261	91	1,32,173	2,694	21,480	11,338	77,348	809	695	794	380	177

*Enrolment included under Agriculture separate figure not available.

*Agricultural Engineering

TABLE VI-A—Enrolment in Universities and Colleges by Type of Education—Contd.

1	13	14	15	16	17	18	19	20	21	22	23	24
<i>Institutions of National Importance</i>												
All India Institute of Medical Sciences
Hindi Sahitya Sammelan	Not Available		
Indian Institute of Technology, New Delhi	3	..	1,103	7
Indian Institute of Technology, Kanpur	959	3
Indian Institute of Technology, Kharagpur	2,063	31
Indian Institute of Technology, Madras	1,304	2
Indian Institute of Technology, Bombay	1,790	7
Indian Statistical Institute
Post-Graduate Institute of Research in Medicine
TOTAL	3	..	7,219	50

Institutions Deemed as Universities

Birla Institute of Technology	2	1,461	21
Gujarat Vidyapeeth	59	18
Gurukul Kangri Viswa Vidyalaya
Indian Agricultural Research Institute	446	10
Indian Institute of Science	607	14
Indian School of International Studies
Jamia Millia Islamia	110	130
Kashi Vidyapith
Tata Institute of Social Sciences
TOTAL	446	10	2	..	169	148	2,068	35
GRAND TOTAL	27,707	101	1,32,175	2,694	21,652	11,486	86,635	894	695	794	380	177

TABLE VI-A—Enrolment in Universities and Colleges by Type of Education—Contd.

University	Professional Education														
	Law		Medicine												
	Boys	Girls	Allopathy		Ayurvedic		Unani/Tibbia		Dentistry		Nursing		Pharmacy		
			Boys	Girls	Boys	Girls	Boys	Girls	Boys	Girls	Boys	Girls	Boys	Girls	
1	25	26	27	28	29	30	31	32	33	34	35	36	37	38	
Agra	1,660	26	511	120	57*
Aligarh Muslim	172	3	215	71	177	11
Allahabad	588	5	241	59
Andhra Pradesh Agri.
Andhra	83	2	2,500	792	106	..
Annamalai
Banaras Hindu	177	5	321	90	44	2	92	1
Bangalore	919	43	1,297	518	139	18
Baroda	487	36	667	161
Bhagalpur	699	2
Bihar	1,306	4	789	159
Bombay	3,380	367	2,220	1,333	540	120	31	45	28
Burdwan
Calcutta	4,632	370	3,295	938	203	17
Delhi	641	29	917	1,157	128
Dibrugarh	857	140
Gauhati	867	..	591	80
Gorakhpur	560
Gujarat	2,504	219	1,502	707	93	14	103	23	498	40
Indira Kala Sangeet
Indore	637	25	596	285	121	4	80	3	39
Jabalpur	404	7	533	242
Jadavpur
Jammu & Kashmir	276	111	79	28	74	5
Jawaharlal Nehru Krishi Vishwavidyalaya
Jiwaji	343	4	617	145	178	6

Jodhpur	300	1
Kalyani
Karnatak	506	9	1,546	220
Kerala	424	45	2,013	638	88	21	107	28	2	41
Kurukshetra	19	12
Lucknow	1,918	48	1,712	417	321	17	155	18
Madras	907	29	3,641	1,534	119	20	..	77	230	19
Magadh	852
Marathwada	382	..	379	76
Mysore	200	10	2,370	446	29	1	30	..
Nagpur	495	5	809	273	107	4	73	2
North Bengal
Orissa University of Agri. and Tech.
Osmania	1,168	46	2,049	758
Panjab	1,092	34	3,360	1,338	145	29	..	81
Patna	562	6	1,005	248	77	19	2	10	93	13
Poona	553	17	1,263	404	297	150
Punjab Agricultural
Punjab	100	..	768	203	37	8	129	3
Rabindra Bharati
Rajasthan	793	16	2,051	409	25	12	3
Ranchi	682	1	977	178
Ravi Shankar	458	4	141	39	315	1
Roorkee
Sardar Patel	81	1
Saugar	646	7	174	9	89	..
Shivaji	292	6	437	82	27	..
S.N.D.T. Women's	44
Sri Venkateswara	972	311
Udaipur	194	3
Univ. of Agri. Scs.
U.P. Agricultural
Utkal	510	10	1,771	322
Varanaseya Sanskrit Vishwavidyalaya
Vikram	898	7	617	141
Visva Bharati
TOTAL	34,072	1,452	46,019	15,166	1,723	247	177	11	1,734	304	4	480	1,498	114

*Homoeopathic Medicine.

TABLE VI-A—Enrolment in Universities and Colleges by Type of Education—Contd.

1	25	26	27	28	29	30	31	32	33	34	35	36	37	38
<i>Institutions of National Importance</i>														
All India Institute of Medical Sciences	416	87
Hindi Sahitya Sammelan
Indian Institute of Technology, New Delhi
Indian Institute of Technology, Kanpur
Indian Institute of Technolgy, Kharagpur
Indian Institute of Technology, Madras
Indian Institute of Technology, Bombay
Indian Statistical Institute
Post-Graduate Institute of Research in Medicine	126	26	171
TOTAL	542	113	171

Institutions Deemed as Universities

Birla Institute of Technology	83	..
Gujarat Vidyapeeth
Gurukul Kangri Vishwavidyalaya
Indian Agricultural Research Institute
Indian Institute of Science
Indian School of International Studies	6	1
Jamia Millia Islamia
Kashi Vidyapith
Tata Institute of Social Sciences
TOTAL	6	1	83	..
GRAND TOTAL	34,078	1,453	46,561	15,279	1,723	247	177	11	1,734	304	4	651	1,638	114		

TABLE VI-A—Enrolment in Universities and Colleges by Type of Education—Contd.

University	Professional Education										Other Education				Grand Total		
	Physical Education		Vet. Science		Library Science		Others		Total		Oriental Studies						
	Boys	Girls	Boys	Girls	Boys	Girls	Boys	Girls	Boys	Girls	All Persons	Boys	Girls	Boys	Girls	All Persons	
1	39	40	41	42	43	44	45	46	47	48	49	50	51	52	53	54	
Agra	476	2	74	3	14,811	1,370	16,181	55,850	14,088	69,938	
Aligarh Muslim	53	28	38	..	2,482	156	2,638	4,714	742	5,456	
Allahabad	21	..	1,998	138	2,136	8,604	1,926	10,530	
Andhra Pradesh Agri.	587	1	1,977	27	2,004	1,983	161	2,144	
Andhra	30	7	28	1	8,405	1,068	9,473	451	173	29,957	6,021	35,978	
Annamalai	3	1	1,817	51	1,868	151	54	3,867	373	4,240	
Banaras Hindu	17	3	46	5	4,124	258	4,382	238	2	7,837	1,653	9,490	
Bangalore	7,182	747	7,929	14,548	7,064	21,612	
Baroda	9	5	89	21	7,030	792	7,822	70	15	9,772	2,835	12,607	
Bhagalpur	3,230	28	3,258	23,317	1,488	24,805	
Bihar	4,971	205	5,176	34,532	1,638	36,170	
Bombay	200	3	8	26	270	8	14,459	3,205	17,664	43,253	19,547	62,800	
Burdwan	4,744	147	4,891	25,281	5,684	30,965	
Calcutta	138	4	59	26	266	45	35,459	2,492	37,951	98,475	42,593	1,41,068	
Delhi	30	20	255	62	5,042	1,727	6,769	18,864	13,728	32,592	
Dibrugarh	2,313	162	2,475	8,212	2,456	10,668	
Gauhati	293	3,985	188	4,173	31,306	6,796	38,102	
Gorakhpur	5,632	194	5,826	16,854	1,080	17,934	
Gujarat	10	2	18,419	1,519	19,938	57,839	15,074	72,913	
Indira Kala Sangeet	54	55	109	54	55	109	
Indore	4,161	391	4,552	9,760	2,511	12,271	
Jabalpur	3,964	442	4,406	9,954	2,929	12,883	
Jadavpur	15	19	2,907	60	2,967	3,857	845	4,702	
Jammu & Kashmir	40	..	2,229	317	2,546	240	170	9,726	4,371	14,097	
Jawaharlal Nehru Krishi Vishwavidyalaya	521	2,282	..	2,282	2,282	..	2,282	
Jiwaji	153	48	12	2,936	245	3,181	12,762	1,650	14,412	

Jodhpur	2,585	33	2,618	5,822	869	6,691
Kalyani	24	..	18	774	60	834	949	131	1,080
Karnatak	17	4	5,532	338	5,870	23,189	3,349	26,538
Kerala	207	12	12	13	66	..	12,682	2,462	15,144	268	115	73,147	41,564	1,14,711
Kurukshetra	428	174	602	1,271	573	1,844
Lucknow	21	9	131	19	5,363	712	6,075	96	2	13,507	4,360	17,867
Madras	35	..	722	10	10	8	80	..	16,709	2,344	19,053	1,158	415	74,421	21,985	96,406
Magadh	525	2,256	..	2,256	26,181	749	26,930
Marathwada	4,321	127	4,448	13,370	980	14,350
Mysore	17	3	5,817	844	6,661	20,958	5,808	26,766
Nagpur	7	6	187	1	46	9	173	53	19,748	808	20,556	37,880	7,898	45,778
North Bengal	2,636	146	2,782	8,862	3,127	11,989
Orissa University of Agri. and Technology	307	1,236	2	1,238	1,340	8	1,348
Osmania	56	4	19	17	134	3	10,485	1,190	11,675	25,514	5,696	31,210
Panjab	19	11	28	14	13	6	16,524	3,394	19,918	139	47	58,641	20,695	79,336
Patna	3,022	393	3,415	8,752	2,830	11,582
Poona	9	15	18	5	11,607	1,455	13,062	28,811	7,467	36,278
Punjab Agricultural Punjabi	126	58	383	1	2,026	5	2,031	2,026	5	2,031
Rabindra Bharati	2,763	447	3,210	4,234	1,362	5,596
Rajasthan	107	137	244	198	281	479
Ranchi	60	11	154	13	10,600	757	11,357	27,957	5,668	33,625
Ravi Shankar	287	9,413	223	9,636	22,682	3,851	26,533
Roorkee	5,025	68	5,093	12,407	1,602	14,009
Sardar Patel	105	55	..	1,941	43	1,984	2,018	51	2,069
Saugar	16	4	3,358	89	3,447	7,467	1,053	8,520
Shivaji	15	10	4,579	65	4,644	17,107	1,530	18,637
S.N.D.T. women's	31	6,052	451	6,503	18,863	3,578	22,441
Sri Venkateswara	344	344	5,014	5,014
Udaipur	3,168	373	3,541	668	84	12,665	2,300	14,965
Univ. of Agri. Scs.	218	143	5	2,339	44	2,383	4,526	462	4,988
U.P. Agricultural	353	7	1,309	7	1,316	1,309	7	1,316
Utkal	420	1,159	..	1,159	1,159	..	1,159
Varnaseya Sanskrit Vishwavidyalaya	5,298	406	5,704	25,146	3,491	28,637
Vikram	47	2	49	554	33	601	35	636
Visva Bharati	46	10	5,860	385	6,245	17,971	2,842	20,813
	60	..	253	89	342	500	279	779
TOTAL	458	130	5,947	41	545	306	2121	247	3,53,635	34,401	3,88,036	4,033	1,110	11,44,911	3,18,808	14,63,719

TABLE VI-A—Enrolment in Universities and Colleges by Type of Education—Contd.

1	39	40	41	42	43	44	45	46	47	48	49	50	51	52	53	54
<i>Institutions of National Importance</i>																
All India Institute of Medical Sciences	416	87	503	416	87	503
Indian Institute of Technology, New Delhi	1,106	7	1,113	1,196	16	1,212
Indian Institute of Technology, Kanpur	959	3	962	1,123	13	1,136
Indian Institute of Technology, Kharagpur	38	..	2,101	31	2,132	2,176	43	2,219
Indian Institute of Technology, Madras	1,304	2	1,306	1,368	6	1,374
Indian Institute of Technology, Bombay	1,790	7	1,797	1,824	9	1,833
Indian Statistical Institute	148	7	148	7	155	405	32	437
Post-Graduate Institute of Research in Medicine	126	197	323	126	197	323
TOTAL	186	7	7,950	341	8,291	8,634	403	9,037

Institutions Deemed as Universities

Birla Institute of Technology	1,546	21	1,567	1,801	82	1,883
Gujarat Vidyapith	59	18	77	297	104	401
Gurukul Kangri Vishwavidyalaya	95	25	120
Indian Agricultural Research Institute	446	10	456	446	10	456
Indian Institute of Science	607	14	621	736	35	771
Indian School of International Studies	6	1	7	81	21	102
Jamia Millia Islamia	110	150	240	354	185	539
Kashi Vidyapith	100	9	100	9	109	1,794	121	1,915	
Tata Institute of Social Sciences	67	33	67	33	100	67	33	100	
TOTAL	167	42	2,941	236	3,177	5,671	616	6,287	
GRAND TOTAL	458	130	5,947	41	545	306	2,474	296	3,64,526	34,978	3,99,504	4,033	1,110	11,59,216	3,19,827	14,79,043	

TABLE VI-B—Number of Students belonging to Scheduled Castes and Scheduled Tribes in Universities and Colleges by Type of Education

University	General Education										All Persons
	Arts		Science		Home Science		Others		Total		
	Boys	Girls	Boys	Girls	Boys	Girls	Boys	Girls	Boys	Girls	
1	2	3	4	5	6	7	8	9	10	11	12
Agra	1,712	63	265	47	1,977	110	2,087
Aligarh	18	6	12	6	30	12	42
Allahabad	567	9	127	3	694	12	706
Andhra Pradesh Agricultural
Andhra	806	82	775	158	1,581	240	1,821
Annamalai	54	4	60	6	114	10	124
Banaras	68	3	6	1	74	4	78
Bangalore	68	41	166	8	..	9	234	58	292
Baroda	32	11	14	1	..	3	46	15	61
Bhagalpur	707	8	98	805	8	813
Bihar	Not Available
Bombay	834	63	227	33	1,061	96	1,157
Burdwan	761	73	408	13	1,169	86	1,255
Calcutta	4,273	672	1,692	73	..	16	5,965	761	6,726
Delhi	225	15	4	3	229	18	247
Dibrugarh	Not Available
Gauhati	3,687	1,074	1,039	200	4,726	1,274	6,000
Gorakhpur	724	25	29	753	25	778
Gujarat	1,520	139	454	57	1,974	196	2,170
Indira Kala Sangeet	Not Available
Indore	250	13	40	4	290	17	307
Jabalpur	Not Available
Jadavpur	Not Available
Jammu & Kashmir	54	27	54	6	108	33	141
Jawaharlal Nehru Krishi Viswavidyalaya
Jiwaji	567	..	61	628	..	628

Jodhpur				Not Available						
Kalyani	4	..	5	9	..	9
Karnatak	406	23	158	15	564	38	602
Kerala	2,928	1,138	446	224	3,374	1,362	4,736
Kurukshetra	21	..	2	23	..	23
Lucknow	537	92	163	12	700	104	804
Madras	1,539	172	1,827	264	..	3	..	3,366	439	3,805
Magadh	1,109	..	182	1,291	..	1,291
Marathwada	1,164	42	934	10	2,098	52	2,150
Mysore	485	33	320	29	805	62	867
Nagpur	3,087	587	764	65	..	5	..	3,851	657	4,508
North Bengal	715	147	165	10	880	157	1,037
Orissa University of Agri. and Technology
Osmania	409	141	309	127	718	268	986
Panjab	2,321	127	607	15	2,928	142	3,070
Patna	196	35	55	1	251	36	287
Poona	863	65	275	16	1,138	81	1,219
Punjab Agricultural Punjabi	Not Available
Rabindra Bharati	5	5	..	5
Rajasthan	973	11	189	3	1,262	14	1,176
Ranchi	2,073	590	292	34	2,365	624	2,989
Ravi Shankar	707	41	206	11	913	52	965
Roorkee
Sardar Patel	53	3	11	64	3	67
Saugar	471	3	93	564	3	567
Shivaji	825	46	233	28	1,058	74	1,132
S.N.D.T. Women's	..	66	6	72	72
Sri Venkateswara	262	31	431	67	..	4	..	693	102	793
Udipur	64	..	16	80	..	80
Univ. of Agricultural Sciences
U.P. Agricultural	Not Available
Utkal	475	24	303	10	778	34	812
Varanaseya Sanskrit Vishwavidyalaya	Not Available
Vikram	Not Available
Visva Bharati	3	2	4	1	7	3	10
TOTAL	38,622	5,747	13,521	1,558	..	49	..	52,143	7,354	59,497

TABLE VI-B—Number of Students belonging to Scheduled Castes and Scheduled Tribes in Universities and Colleges by Type of Education—Contd.

	1	2	3	4	5	6	7	8	9	10	11	12
<i>Institutions of National Importance</i>												
All India Institute of Medical Sciences
Hindi Sahitya Sammelan
Indian Institute of Technology, New Delhi
Indian Institute of Technology, Kanpur
Indian Institute of Technology, Kharagpur	1	14	2	15	2	17	..
Indian Institute of Technology, Madras
Indian Institute of Technology, Bombay
Indian Statistical Institute
Post-Graduate Institute of Research in Medicine
TOTAL	1	14	2	15	2	17	..

Institutions Deemed as Universities

Birla Institute of Technology	6	1	6	1	7
Gujarat Vidyapeeth	55	25	55	25	80
Gurukul Kangri Vishwavidyalaya	1	1	..	1
Indian Agricultural Research Institute
Indian Institute of Science	Not Available										
Indian School of International Studies	Not Available										
Jamia Millia Islamia	Not Available										
Kashi Vidyapith
Tata Institute of Social Sciences
TOTAL	56	25	6	1	62	26	88
GRAND TOTAL	38,678	5,772	13,528	1,559	..	49	14	2	52,220	7,382	59,602

TABLE VI-B—Number of Students belonging to Scheduled Castes and Scheduled Tribes in Universities and Colleges by Type of Education—Contd.

University	Professional Education											
	Agriculture		Commerce		Education		Engineering and Tech.		Fine Arts			
									Music and Dancing		Others	
	Boys	Girls	Boys	Girls	Boys	Girls	Boys	Girls	Boys	Girls	Boys	Girls
1	13	14	15	16	17	18	19	20	21	22	23	24
Agra	333	..	500	..	259	45
Aligarh	1	..	2	..	46
Allahabad	95
Andhra Pradesh Agricultural	79
Andhra	104	..	17	5	82	..	1
Annamalai	28	..	14	..	10	..	22
Banaras	9	..	16	..	1	..	16	2	..
Bangalore	70	..	2	..	20
Baroda	23	..	1	..	39	..	5	1	5	..
Bhagalpur	8	..	15
Bihar	Not Available	
Bombay	49	3	2	..	54
Burdwan	150	29	2
Calcutta	2	..	1,137	12	52	6	37
Delhi	17	..	1	..	47
Dibrugarh	Not Available	
Gauhati	110	8	46	20	33
Gorakhpur	215	..	42	..	4	2	7
Gujarat	9	..	327	28	13	1	46	1
Indira Kala Sangeet	Not Available	
Indore	43	8
Jabalpur
Jadavpur
Jammu & Kashmir	11	11
Jawaharlal Nehru Krishi Vishwavidyalaya	66
Jiwaji	76	..	1	..	8

Jodhpur				Not Available									
Kalyani	42	2	3
Karnatak	1	..	12
Kerala	4	..	68	3	22	8	118	7
Kurukshetra	1	23
Lucknow	17	..	4	1
Madras	75	..	69	..	46	11	203
Magadh	25
Marathwada	8	..	747	2	6	1	20
Mysore	22	..	2
Nagpur	240	..	2,196	2	31	1	55
North Bengal	103	1	14	1	58
Orissa University of Agri. and Technology	43
Osmania	178	..	3	3	146
Panjab	6	..	14	..	69	11	210	1
Patna	15	..	1	..	32
Poona	42	..	202	1	30	7	48
Punjab Agricultural	23	6
Punjabi
Rabindra Bharati	2	..
Rajasthan	9	..	137	..	23	1	11
Ranchi	15	..	304	..	17	31	81
Ravi Shankar	223	..	12	..	38
Roorkee	12	1
Sardar Patel	18	..	5	..	4	..	5
Saugar	108	3
Shivaji	8	..	135	..	21	2	15
S.N.D.T. Women's	4
Sri Venkateswara	25	..	5	1	81
Udaipur	20	..	2	6
Univ. of Agri. Sciences	16
U.P. Agricultural
Utkal	12	..	4	2	64
Varanaseya Sanskrit Vishwavidyalaya
Vikram
Visva Bharati	11	2	1	3
TOTAL	1,341	..	7,431	60	730	167	1,752	12	7	3	10

TABLE VI-B—Number of Students belonging to Scheduled Castes and Scheduled Tribes in Universities and Colleges by Type of Education—Contd.

1	13	14	15	16	17	18	19	20	21	22	23	24
<i>Institutions of National Importance</i>												
All India Institute of Medical Sciences
Hindi Sahitya Sammelan
Indian Institute of Technology, New Delli	4
Indian Institute of Technology, Kanpur	3
Indian Institute of Technology, Kharagpur	7
Indian Institute of Technology, Madras	3
Indian Institute of Technology, Bombay	12
Indian Statistical Institute
Post-Graduate Institute of Research in Medicine
TOTAL	29

Institutions Deemed as Universities

Birla Institute of Technology	14
Gujarat Vidyapeeth	8
Gurukul Kangri Vishwavidyalaya
Indian Agricultural Research Institute	16
Indian Institute of Science
Indian School of International Studies
Indian School of Mines
Jamia Millia Islamia
Kashi Vidyapith
Tata Institute of Social Sciences
Total	16	8	..	14
GRAND TOTAL	1,357	..	7,481	60	738	167	1,795	12	7	3	10	10

TABLE VI-B—Number of Students belonging to Scheduled Castes and Scheduled Tribes in Universities and Colleges by Type of Education—Contd.

University	Professional Education											
	Medicine											
	Law		Allopathy		Ayurvedic		Unani/Tibbia		Dentistry		Nursing	
	Boys	Girls	Boys	Girls	Boys	Girls	Boys	Girls	Boys	Girls	Boys	Girls
1	25	26	27	28	29	30	31	32	33	34	35	36
Agra
Aligarh	9	..	8	2	2
Allahabad	189	4
Andhra Pradesh Agricultural
Andhra	251	83
Annamalai
Banaras	5	..	1
Bangalore	39	2	162	78
Baroda	5	..	6	1
Bhagalpur	28
Bihar	Not Available	
Bombay	175	..	79	18	1
Burdwan
Calcutta	145	3	99	9	3	1
Delhi	33	..	10	73	1
Dibrugarh	Not Available	
Gauhati	323	..	64	15
Gorakhpur	59
Gujarat	132	3	38	3
Indira Kala Sangeet	Not Available	
Indore	10	..	26	4	4
Jabalpur
Jadavpur
Jammu & Kashmir	3	1
Jawahar Lal Nehru Krishi Vishwavidyalaya
Jiwaji	35

Jodhpur
Kalyani	72	5
Karnatak	25
Kerala	42	5	84	21	5	2
Kurukshetra
Lucknow
Madras	27	..	221	69	17	2
Magadh	56
Marathwada	44	..	35
Mysore	6	..	5	2
Nagpur	75	..	66	9	1
North Bengal
Orissa University of Agri. and Technology
Osmania	7	..	132	52	1	8
Panjab	54	1	67	8	8	1
Patna	37	..	5	1
Poona	60	..	30	4
Punjab Agricultural
Punjabi
Rabindra Bharati
Rajasthan	19	..	33	1
Ranchi	161	..	19
Ravi Shankar	23	..	9	1	15
Roorkee
Sardar Patel
Saugar	18
Shivaji	25	..	13
S.N.D.T. Women's.	4
Sri Venkateswara	93	14
Udaipur	4
Univ. of Agricultural Sciences
U.P. Agricultural
Utkal	9	..	27	5
Varanaseya Sanskrit Vishwavidyalaya
Vikram
Visva Bharati
Total	1,879	18	1,655	478	23	1	2	..	35	4	..	15

Not Available

Not Available

TABLE VI-B—Number of Students belonging to Scheduled Castes and Scheduled Tribes in Universities and Colleges by Type of Education—Contd.

1	25	26	27	28	29	30	31	32	33	34	35	36
<i>Institutions of National Importance</i>												
All India Institute of Medical Sciences	3
Hindi Sahitya Sammelan
Indian Institute of Technology, New Delhi
Indian Institute of Technology, Kanpur
Indian Institute of Technology, Kharagpur
Indian Institute of Technology, Madras
Indian Institute of Technology, Bombay
Indian Statistical Institute
Post-Graduate Institute of Research in Medicine
Total	3

<i>Institutions Deemed as Universities†</i>													
Birla Institute of Technology
Gujarat Vidyapeeth
Gurukul Kangri Vishwavidyalaya
Indian Agricultural Research Institute
Indian Institute of Science
Indian School of International Studies
Indian School of Mines
Jamia Millia Islamia
Kashi Vidyapith
Tata Institute of Social Sciences
TOTAL
GRAND TOTAL	1,879	18	1,658	478	23	1	2	..	35	4	..	15	..

†Information not available.

TABLE VI-B—Number of Students belonging to Scheduled Castes and Scheduled Tribes in Universities and Colleges by Type of Education—Contd.

University	Professional Education									
	Pharmacy		Physical Education		Veterinary Science		Library Science		Others	
	Boys	Girls	Boys	Girls	Boys	Girls	Boys	Girls	Boys	Girls
1	37	38	39	40	41	42	43	44	45	46
Agra	66
Aligarh	2	2
Allahabad
Andhra Pradesh Agricultural	5
Andhra
Annamalai
Banaras
Bangalore
Baroda	1	..	2	..
Bhagalpur
Bihar	Not Available	
Bombay	7
Burdwan
Calcutta	17
Delhi	4	..
Dibrugarh
Gauhati	108
Gorakhpur
Gujarat	1	..
Indira Kala Sangcet
Indore
Jabalpur
Jadavpur
Jammu & Kashmir
Jawaharlal Nehru Krishi Vishwavidya- laya	2
Jiwaji	1

Jodhpur
Kalyani
Kameshwara Singh Darbhanga
Karnatak
Kerala	4	1
Kurukshetra
Lucknow
Madras	34	..	2	..	10
Magadh	3
Marathwada
Mysore
Nagpur	2	..	5	..	58	34
North Bengal
Orissa Univ. of Agri. & Tech.	9
Osmania	1	7	..
Panjab	2
Patna
Poona
Punjab Agricultural	13
Punjabi	Not Available
Rabindra Bharati
Rajasthan
Ranchi
Ravi Shankar
Roorkee
Sardar Patel	3
Saugar
Shivaji	1
S.N.D.T. Women's
Sri Venkateswara
Udaipur	9	6	..
Univ. of Agricultural Sciences	2
U.P. Agricultural
Utkal
Varanaseya Sanskrit Vishwavidyalaya
Vikram
Visva Bharati	2	..
TOTAL	36	..	4	..	260	1	9	2	80	34

TABLE VI-B—Number of Students belonging to Scheduled Castes and Scheduled Tribes in Universities and Colleges by Type of Education—Contd.

1	37	38	39	40	41	42	43	44	45	46
<i>Institutions of National Importance†</i>										
All India Institute of Medical Sciences
Indian Institute of Technology, New Delhi
Indian Institute of Technology, Kanpur
Indian Institute of Technology, Kharagpur
Indian Institute of Technology, Madras
Indian Institute of Technology, Bombay
TOTAL

Institutions Deemed as Universities†

Birla Institute of Technology
Gujarat Vidyapeeth
Gurukul Kangri Vishwavidyalaya
Indian Agricultural Research Institute
Indian Institute of Science
Indian School of International Studies
Indian School of Mines
Jamia Millia Islamia
Kashi Vidyapith
Tata Institute of Social Sciences
TOTAL	1	..
GRAND TOTAL	36	..	4	..	260	1	9	2	81	34	..

†Information not available.

TABLE VI-B—Number of Students belonging to Scheduled Castes and Scheduled Tribes in Universities and Colleges by Type of Education—Contd.

University	Total			Oriental Studies		Grand Total		
	Boys	Girls	All Persons	Boys	Girls	Boys	Girls	All Persons
1	47	48	49	50	51	52	53	54
Agra	1,158	45	1,203	3,135	155	3,290
Aligarh	70	4	74	100	16	116
Allahabad	284	4	288	978	16	994
Andhra Pradesh Agricultural	84	..	84	84	..	84
Andra	455	88	543	12	3	2,048	331	2,379
Annamalai	74	..	74	188	10	198
Banaras	50	..	50	124	4	128
Bangalore	293	80	373	527	138	665
Baroda	87	2	89	133	17	150
Bhagalpur	51	..	51	856	8	864
Bihar	Not Available
Bombay	367	21	388	1,428	117	1,545
Burdwan	179	2	181	1,348	88	1,436
Calcutta	1,492	31	1,523	7,457	792	8,249
Delhi	112	74	186	341	92	433
Dibrugarh
Gauhati	684	43	727	5,410	1,317	6,727
Gorakhpur	327	2	329	1,080	27	1,107
Gujarat	566	36	602	2,540	232	2,772
Indira Kala Sangeet	Not Available
Indore	91	4	95	381	21	402
Jabalpur
Jadavpur
Jammu & Kashmir	25	1	26	133	34	167
Jawaharlal Nehru Krishi Vishwavidyalaya	68	..	68	68	..	68
Jiwaji	121	..	121	749	..	749

Jodhpur
Kalyani	44	3	47	53	3	56
Karnatak	145	5	150	709	43	752
Kerala	347	47	394	3,721	1,409	5,130
Kurukshetra	24	..	24	47	..	47
Lucknow	21	1	22	721	105	826
Madras	704	82	786	18	15	4,088	536	4,624
Magadh	84	..	84	1,375	..	1,375
Marathwada	860	3	863	2,958	55	3,013
Mysore	35	2	37	840	64	904
Nagpur	2,729	46	2,775	6,580	703	7,283
North Bengal	175	2	177	1,055	159	1,214
Orissa Univ. of Agri. & Tech.	52	..	52	52	..	52
Osmania	475	63	538	1,193	331	1,524
Panjab	430	22	452	3,358	164	3,522
Patna	90	1	92	341	37	378
Poona	412	12	424	1,550	93	1,643
Punjab Agricultural	42	..	42	42	..	42
Punjabi	..	Not Available
Rabindra Bharati	..	2	2	5	2	7
Rajasthan	232	2	234	1,394	16	1,410
Ranchi	597	31	628	2,962	655	3,617
Ravi Shankar	320	1	321	1,233	53	1,286
Roorkee	12	1	13	12	1	13
Sardar Patel	35	..	35	99	3	102
Saugar	129	..	129	693	3	696
Shivaji	218	2	220	1,276	76	1,352
S.N.D.T. Women's	..	8	8	80	80
Sri Venkateswara	204	15	219	11	2	908	119	1,027
Udaipur	47	..	47	127	..	127
Univ. of Agricultural Sciences	18	..	18	18	..	18
U.P. Agricultural
Utkal	116	7	123	894	41	935
Varanaseya Sanskrit Vishwavidyalaya
Vikram
Visva Bharati	19	..	19	26	3	29
TOTAL	15,254	795	16,049	41	20	67,438	8,169	75,607

TABLE VI-B—Number of Students belonging to Scheduled Castes and Scheduled Tribes in Universities and Colleges by Type of Education—Contd.

1	47	48	49	50	51	52	53	54
<i>Institutions of National Importance</i>								
All India Institute of Medical Sciences .	3	..	3	3	..	3
Indian Institute of Technology, New Delhi	4	..	4	4	..	4
Indian Institute of Technology, Kanpur	3	..	3	3	..	3
Indian Institute of Technology, Kharagpur .	6	21	2	23
Indian Institute of Technology, Madras .	3	..	3	3	..	3
Indian Institute of Technology, Bombay .	12	..	12	12	..	12
TOTAL .	31	..	31	46	2	48

Institutions Deemed as Universities

Birla Institute of Technology	14	..	14	20	1	21
Gujarat Vidyapeeth	8	..	8	63	25	88
Gurukul Kangri Vishwavidyalaya	1	..	1
Indian Agricultural Research Institute	16	..	16	16	..	16
Indian Institute of Science
Indian School of International Studies
Indian School of Mines
Jamia Millia Islamia
Kashi Vidyapith
Tata Institute of Social Sciences	1	..	1	1	..	1
TOTAL	39		39			101	26	127
GRAND TOTAL	15,324	795	16,119	41	20	67,585	8,197	75,782

TABLE VII—Enrolment in Universities and Colleges by Standard
A—Arts

University	Pre-University		Intermediate		Graduate		Post-Graduate		Doctorate		Diploma/Certificate				Total		
											Post-Graduate		Under-Graduate				
	Boys	Girls	Boys	Girls	Boys	Girls	Boys	Girls	Boys	Girls	Boys	Girls	Boys	Girls	Boys	Girls	All Persons
1	2	3	4	5	6	7	8	9	10	11	12	13	14	15	16	17	18
Agra	13,126	8,140	9,411	2,939	260	63	43	5	22,843	11,147	33,990
Aligarh Muslim	78	63	214	193	183	90	98	38	33	..	60	9	666	393	1,059
Allahabad	3,042	961	887	393	100	70	15	3	303	65	4,347	1,492	5,839
Andhra	2,560	480	2,286	940	398	119	38	4	95	..	5,377	1,543	6,920
Annamalai	202	14	270	35	133	28	14	2	94	7	713	86	799
Banaras Hindu	76	88	1,017	705	352	254	80	53	3	1	168	12	1,696	1,113	2,809
Bangalore	197	592	642	1,855	118	128	32	1	989	2,576	3,565
Baroda	312	327	574	666	154	94	14	8	195	32	1,249	1,127	2,376
Bhagalpur	4,476	409	7,651	816	780	58	28	12,935	1,283	14,218
Bihar	4,927	282	10,711	741	1,872	163	17,510	1,186	18,696
Bombay	7,010	6,561	2,158	3,461	852	517	150	58	107	21	10,277	10,618	20,895
Burdwan	2,530	839	8,092	3,719	439	174	11,061	4,732	15,793
Calcutta	12,807	8,337	22,786	24,188	1,279	1,640	84	37	132	70	123	33	37,211	34,305	71,516
Delhi	9,612	9,443	985	964	369	254	30	3	282	103	11,278	10,767	22,045
Dibrugarh	2,116	1,015	2,410	1,133	90	25	4,616	2,173	6,789
Gauhati	7,716	2,394	11,082	3,144	765	242	10	2	19,573	5,785	25,358
Gorakhpur	6,063	703	684	62	294	39	12	..	7,053	804	7,857
Gujarat	5,693	3,463	10,139	6,270	2,551	686	38	16	18,421	10,435	28,856
Indore	2,791	1,369	629	186	7	4	3,427	1,559	4,986
Jabalpur	2,906	1,175	695	237	73	18	3,674	1,430	5,104
Jadavpur	4	7	85	171	291	508	17	3	397	689	1,086
Jammu & Kashmir	1,077	1,084	865	1,582	159	206	4	4	2,105	2,876	4,981
Jiwaji	5,724	981	820	29	6,544	1,010	7,554
Jodhpur	293	85	730	408	408	71	71	72	1,502	636	2,138
Kalyani	8	14	30	13	1	39	27	66
Karnatak	2,989	682	4,505	1,200	345	35	80	11	26	5	7,945	1,933	9,878

19--I M of E & SW/72	Kerala	39,696	24,512	6,224	4,848	923	528	31	11	18	5	91	20	46,983	29,924	76,907
	Kurukshetra	108	63	188	155	133	106	90	28	519	352	871
	Lucknow	3,705	2,465	733	630	105	61	55	3	177	10	4,775	3,169	7,944
	Madras	8,976	2,625	7,187	4,103	702	355	118*	64*	40	11	17	9	17,040	7,167	24,207
	Magadh	4,616	152	8,935	498	418	42	18	2	13,987	694	14,681
	Marathwada	1,501	193	1,953	298	228	32	43	7	3,725	530	4,255
	Mysore	1,296	832	2,760	1,611	311	100	13	2	4,380	2,545	6,925
	Nagpur	4,803	2,128	6,034	3,435	438	226	20	10	10	..	11,305	5,799	17,104
	North Bengal	1,466	524	2,611	2,056	202	134	4,279	2,714	6,993
	Osmania	1,965	392	2,629	1,188	292	236	29	18	87	17	163	25	5,165	1,876	7,041
	Panjab	9,150	3,767	17,231	10,590	973	868	54	25	34	9	372	53	27,814	15,312	43,126
	Patna	533	402	2,212	1,339	1,034	391	95	14	12	3,886	2,146	6,032
	Poona	2,377	1,360	4,266	2,491	348	185	369	15	58	17	615	119	8,033	4,187	12,220
	Punjabi	241	127	575	623	201	106	3	1	4	..	1,024	857	1,881
	Rabindra Bharati	49	66	19	71	14	1	9	6	91	144	235
	Rajasthan	2,171	574	7,230	2,982	681	409	98	41	125	36	10,305	4,042	14,347
	Ranchi	2,620	874	5,177	2,238	475	139	8,272	3,251	11,523
	Ravi Shankar	3,391	801	577	120	3,968	921	4,889
	Sardar Patel	653	324	737	381	147	37	33	3	1,570	745	2,315
	Saugar	6,489	851	965	132	166	26	21	2	7,641	1,011	8,652
	Shivaji	2,570	895	3,540	1,331	389	81	33	4	6,532	2,311	8,843
	S.N.D.T. Women's	1,853	2,149	..	123	..	11	4,136	4,136
	Sri Venkateswara	735	68	1,888	440	113	55	14	5	2,750	568	3,318
	Udaipur	207	25	724	264	144	45	22	1,097	334	1,431
	Utkal	4,205	712	472*	20*	5,771	1,062	745	191	31	6	4	..	103	10	11,331	2,001	13,332
	Varanaseya Sanskrit Vishwavidyalaya	Not Available
	Vikram	6,201	1,517	1,536	270	48	14	7,785	1,801	9,586
Visva Bharati	23	65	61	76	11	10	18	9	113	160	273	
Total	1,37,942	62,563	7,482	6,581	2,37,219	1,23,860	38,101	15,552	3,288	1,135	654	165	3,132	566	4,27,818	2,10,422	6,38,240	

Institutions of National Importance

Indian Institute of Technology, Kanpur	2	1	2	1	3
Total	2	1	2	1	3

*Includes Science Students

TABLE VII —Enrolment in Universities and Colleges by Standard—Contd.
A—Arts—contd.

1	2	3	4	5	6	7	8	9	10	11	12	13	14	15	16	17	18
<i>Institutions Deemed as Universities</i>																	
Birla Institute of Technology	4	..	9	6	..	1	13	7	20
Gujarat Vidyapeeth	204	83	34	3	238	86	324
Gurukul Kangri	14	14	9	11	64	42	87	25	11
Indian School of International Studies	75	20	75	20	95
Jamia Millia Islamia	25	12	166	36	11	5	202	53	255
Kashi Vidyapith	90	19	688	31	882	59	34	3	1,694	112	1,806
Total	25	12	104	33	1,071	161	1,000	73	109	24	2,309	303	2,612
GRAND TOTAL	1,37,967	62,575	7,586	6,614	2,38,290	1,24,021	39,101	15,625	3,399	1,160	654	165	3,132	566	4,30,129	2,10,723	6,40,853

TABLE VII—Enrolment in Universities and Colleges by Standard
B—Science

University	Pre-Professional		Intermediate		Graduate		Post-Graduate		Doctorate		Diploma/Certificate				Total		All Persons
	Boys	Girls	Boys	Girls	Boys	Girls	Boys	Girls	Boys	Girls	Post-Graduate		Under-Graduate		Boys	Girls	
											Boys	Girls	Boys	Girls			
1	2	3	4	5	6	7	8	9	10	11	12	13	14	15	16	17	18
Agra	15,007	1,311	3,102	247	87	13	18,196	1,571	19,676
Aligarh Muslim	477	38	607	79	322	46	138	21	9	..	1,553	184	1,737
Allahabad	1,682	133	319	45	224	27	2,225	205	2,430
Andhra	8,358	1,668	7,065	1,520	215	43	78	6	15,716	3,237	18,953
Annamalai	327	56	587	82	243	35	25	9	1,182	182	1,364
Banaras Hindu	375	67	849	127	351	55	182	30	11	..	8	..	1,776	279	2,055
Bangalore	3,096	927	3,047	1,908	233	102	1	6,377	2,937	9,314
Baroda	746	118	416	151	247	47	49	5	1,418	321	1,739
Bhagalpur	3,006	62	3,980	110	160	5	6	7,152	177	7,329
Bihar	4,455	84	7,345	114	251	19	12,051	247	12,298
Bombay	14,204	4,088	3,690	1,421	518	194	105	21	18,517	5,724	24,241
Burdwan	2,039	166	7,221	604	216	35	9,476	805	10,281
Calcutta	7,378	1,321	17,728	3,512	553	309	146	44	25,805	5,186	30,991
Delhi	2,187	622	194	77	163	40	2,544	739	3,283
Dibrugarh	693	43	590	78	1,283	121	1,404
Gauhati	4,104	323	3,311	429	323	66	10	5	7,748	823	8,571
Gorakhpur	3,708	61	336	21	94	..	31	4,169	82	4,251
Gujarat	7,854	1,129	10,906	1,715	777	78	43	9	19,580	2,931	22,511
Indore	1,980	513	192	48	2,172	561	2,733
Jabalpur	2,074	652	210	54	32	6	2,316	712	3,028
Jadavpur	54	1	275	43	210	50	14	2	553	96	649
Jammu & Kashmir	1,848	313	3,124	513	176	45	4	5,152	871	6,023
Jiwaji	3,017	354	256	41	3,282	395	3,677
Jodhpur	295	29	1,174	144	162	13	104	14	1,735	200	1,935
Kalyani	51	22	57	22	28	136	44	180

TABLE VII—Enrolment in Universities and Colleges by Standard—Contd.
B—Science—contd.

1	2	3	4	5	6	7	8	9	10	11	12	13	14	15	16	17	18
Karnatak	4,491	457	4,743	562	395	35	80	9	9,709	1,063	10,772
Kerala	*	*	12,471	8,075	691	462	39	11	13,201	8,548	21,749
Kurukshetra	58	18	143	12	106	15	17	2	324	47	371
Lucknow	2,699	368	396	67	178	31	3,273	466	3,739
Madras	22,232	6,148	16,345	4,494	911	277	39,488	10,919	50,407
Magadh	4,169	17	5,641	37	122	1	6	9,938	55	9,993
Marathwada	2,094	100	3,075	204	123	14	32	5	5,324	323	5,647
Mysore	5,400	1,001	5,167	1,239	193	37	1	10,761	2,277	13,038
Nagpur	3,013	345	3,494	655	292	58	28	4	6,827	1,062	7,889
North Bengal Orissa University of Agri. and Technolgy	657	91	1,172	151	118	25	1,947	267	2,214
Osmania	104	6	104	6	110
Panjab	4,415	1,074	5,173	1,426	217	94	59	36	9,864	2,630	12,494
Patna	7,222	675	6,684	986	148	45	107	11	14,161	1,717	15,878
Poona	660	100	784	125	350	59	50	7	1,844	291	2,135
Punjab	4,277	747	4,284	994	287	61	323	23	9,171	1,825	10,996
Punjabi	131	17	162	33	154	8	447	58	505
Rajasthan	2,047	107	4,646	685	283	68	74	9	7,050	869	7,919
Ranchi	1,667	107	3,172	251	158	19	4,997	377	5,374
Ravi Shankar Roorkee	3,264	580	150	33	3,414	613	4,027
Sardar Patel Saugar	77	8	77	8	85
Shivaji	1,404	112	938	99	164	7	33	1	2,539	219	2,758
Sri Venkates- wara	*	*	4,257	339	511	43	90	8	21	..	8	..	4,887	390	5,277
Udaipur	3,020	353	2,123	452	129	9	6	2	6,278	816	7,094
Utkal	3,670	678	2,175	442	204	26	30	17	6,079	1,163	7,242
Vikram	377	1	631	75	70	8	10	1,088	84	1,172
Visva Bharati	4,098	506	4,068	525	348	53	3	8,517	1,084	9,601
	3,863	598	426	57	37	1	4,326	656	4,982
	96	27	36	2	2	1	134	30	164
TOTAL	1,20,311	19,005	14,204	4,088	2,03,891	39,682	16,651	3,288	2,738	430	63	..	25	..	3,57,883	66,493	4,24,376

*Included in Pre-University Arts.

Institutions of National Importance

Indian Institute of Technology, New Delhi	23	4	57	4	10	1	90	9	99
Indian Institute of Technology, Kanpur	38	4	124	5	162	9	171
Indian Institute of Technology, Kharagpur	33	5	10	4	18	1	61	10	71
Indian Institute of Technology, Madras	38	2	26	2	64	4	68
Indian Institute of Technology, Bombay	34	2	34	2	36
Indian Statistical Institute	65	5	51	6	11	1	130	13	257	25	282
Total	98	10	194	22	236	13	140	14	668	59	727

Institutions Deemed as Universities

Birla Institute of Technology	120	21	102	32	20	1	242	54	296
Gurukul Kangri	8	8	..	8
Indian Institute of Science	129	21	129	21	150
Jamia Millia Islamia	42	2	42	2	44
Total	162	23	239	53	20	1	421	77	498

GRAND TOTAL 1,20,311 19,005 14,204 4,088 2,04,151 39,715 17,084 3,363 2,994 444 203 14 25 .. 3,58,972 66,629 4,25,601

TABLE VII—Enrolment in Universities and Colleges by Standard—Contd.
C—Home Science

University	Pre-University		Intermediate		Graduate		Post-Graduate		Doctorate		Diploma/Certificate				Total		All Persons
	Boys	Girls	Boys	Girls	Boys	Girls	Boys	Girls	Boys	Girls	Post-Graduate		Under-Graduate		Boys	Girls	
											Boys	Girls	Boys	Girls			
1	2	3	4	5	6	7	8	9	10	11	12	13	14	15	16	17	18
Allahabad	40	40	40
Andhra Pradesh																	
Agri.	6	134	6	134	140
Annamalai
Bangalore	254	525	..	25	804	804
Baroda	527	2	52	2	1	4	580	584
Calcutta	79	395	136	610	610
Delhi	419	..	76	495	495
Gujarat	23	23	23
Jabalpur	322	..	23	345	345
Jadavpur	@	@	@
Jammu & Kashmir	42	95	137	137
Karnatak	14	14	14
Kerala	471	..	41	512	512
Lucknow	11	11	11
Madras	310	753	..	60	1,123	1,123
Mysore	42	100	142	142
Nagpur	127	..	102	229	229
Panjab	22	202	224	224
Saugar	64	64	64
S.N.D.T. Women's	201	321	..	12	534	534
Sri Venkateswara	10	81	..	21	112	112
Udaipur	@
Total	974	..	127	6	4,562	2	333	2	1	..	136	10	6,133	6,143

@28 Girl Students included under Arts.

@51 (approximate figure) girl students of B.Sc. (Home Science) included under Arts-Graduate.

TABLE VII—Enrolment in Universities and Colleges by Standard—Contd.
D—Other (General Education)

University	Dilpoma/Certificate												All Persons
	Graduate		Post-Graduate		Doctorate		Post-Graduate		Under-Graduate		Total		
	Boys	Girls	Boys	Girls	Boys	Girls	Boys	Girls	Boys	Girls	Boys	Girls	
1	2	3	4	5	6	7	8	9	10	11	12	13	14
Aligarh	9	8	1	1	2	1	..	13	9	22
Allahabad	..	51	19	..	15	..	34	51	85
Andhra	8	8	..	8
Annamalai	4	4	..	4
Banaras	3	1	3	1	4
Baroda	1	1	..	1
Gujarat	1,414	165	5	1	1,419	166	1,585
Karnatak	3	1	3	1	4
Kerala	4	3	9	13	3	16
Madras	20	12	6	5	26	17	43
Panjab	3	1	3	1	4
Rajasthan	2	2	..	2
Shivaji	1	1	..	1
Udaipur	2	2	..	2
Total	9	59	1,439	181	20	6	48	3	16	..	1,532	249	1,781
<i>Institutions of National Importance</i>													
Indian Institute of Technology, Kharagpur	14	2	14	2	16
GRAND TOTAL	9	59	1,439	181	20	6	62	5	16	..	1,546	251	1,797

TABLE VII—Enrolment in Universities and Colleges by Standard—Contd.
E—Agriculture

University	Diploma/Certificate																All Persons	
	Pre-Professional		Intermediate		Graduate		Post-Graduate		Doctorate		Post-Graduate		Under-Graduate		Total			
	Boys	Girls	Boys	Girls	Boys	Girls	Boys	Girls	Boys	Girls	Boys	Girls	Boys	Girls	Boys	Girls		
1	2	3	4	5	6	7	8	9	10	11	12	13	14	15	16	17	18	
Agra	4,088	..	871	..	26	4,985	..	4,985
Allahabad	139	..	29	168	..	168
Andhra Pradesh
Agricultural	1,293	24	97	2	1,390	26	1,416
Annamalai	283	..	10	..	2	295	..	295
Banaras	302	..	133	..	40	475	..	475
Bhagalpur	372	..	62	..	3	437	..	437
Bihar	294	294	..	294
Calcutta	43	7	12	4	..	59	7	66
Dibrugarh	98	193	..	12	303	..	303
Gauhati	28	28	..	28
Gorakhpur	2,901	2,901	..	2,901
Gujarat	221	277	498	..	498
Jammu & Kashmir	236	236	..	236
Jawaharlal Nehru Krishi Vishwavidya- laya	1,567	..	194	1,761	..	1,761
Kalyani	582	..	34	..	12	628	..	628
Karnatak	48	..	6	54	..	54
Kerala	16	9	156	19	46	12	4	222	40	262
Kurukshetra	55	43	98	..	98
Madras	684	..	84	1	8	4	776	5	781
Marathwada	215	300	..	1	516	..	516
Nagpur	712	1	1,600	..	92	..	19	2,423	1	2,424

20-1 M of E&SW/72	Orissa Univ. of Agri. & Technology .	44	1	475	1	286*	..	124	929	2	931	
	Panjab .	87	334	..	11	432	..	432	
	Poona	1,000	..	178	1	45	1	1,223	2	1,225	
	Punjab Agri.	1,075	1	209	3	28	212	..	1,524	4	1,528
	Rajasthan .	148	147	295	..	295	
	Ranchi .	100	301	..	60	461	..	461	
	Sardar Patel .	288	436	..	119	2	14	857	2	859	
	Shivaji	346	346	..	346	
	Udaipur .	483	1	554	..	163	1	1,200	2	1,202	
	Uni. of Agri. Sciences .	264	692	956	..	956	
U.P. Agri.	395	..	36	431	..	431		
Visva Bharati	60	60	..	60		
Total .	2,731	12	475	1	20,936	44	2,684	29	219	5	216	..	27,261	91	27,352	

*Institutions
Deemed as Universities*

Indian Agri. Reserach Institute	169	7	277	3	446	10	456
GRAND TOTAL	2,731	12	475	1	20,936	44	2,853	36	496	8	216	..	27,707	101	27,808

*Includes Agricultural Engg. also.

TABLE VII—*Enrolment in Universities and Colleges by Standard—Contd.*
F—Commerce

University	Pre-Professional		Intermediate		Graduate		Post-Graduate		Doctorate		Diploma/Certificate				Total		All Persons
	Boys	Girls	Boys	Girls	Boys	Girls	Boys	Girls	Boys	Girls	Post-Graduate		Under-Graduate		Boys	Girls	
											Boys	Girls	Boys	Girls			
1	2	3	4	5	6	7	8	9	10	11	12	13	14	15	16	17	18
Agra	3,305	1	1,375	1	32	4,712	2	4,714
Aligarh Muslim	55	116	..	31	..	6	208	..	208
Allahabad	497	..	187	..	26	710	..	710
Andhra	2,716	26	84	1	2	2,802	27	2,829
Annamalai	215	1	33	..	2	250	1	351
Banaras Hindu	455	..	76	531	..	531
Bangalore	1,681	52	1,681	52	1,733
Baroda	454	53	1,110	74	41	2	1	1,606	129	1,735
Bhagalpur	365	763	..	92	1	5	1,225	1	1,226
Bihar	503	1,078	..	80	1,661	..	1,661
Bombay	3,826	540	1,534	193	140	10	9	3	5,509	746	6,255
Burdwan	3,338	8	110	3,448	8	3,456
Calcutta	21,823	351	174	14	22,997	365	23,362
Delhi	1,911	9	64	1,975	9	1,984
Dibrugarh	158	440	598	..	598
Gauhati	204	1,007	3	114	1,325	3	1,328
Gorakhpur	445	..	66	..	10	521	..	521
Gujarat	4,594	133	6,691	227	185	8	12,070	368	12,438
Indore	1,445	3	298	1,743	3	1,746
Jabalpur	1,401	2	359	..	21	2	1,781	4	1,785
Jammu & Kashmir	32	92	..	19	143	..	143
Jiwaji	595	2	92	687	2	689
Jodhpur	128	560	..	38	..	18	116	..	860	..	860
Karnatak	863	12	1,012	22	58	..	7	1,940	34	1,974
Kerala	3,428	108	181	5	3,069	113	3,721
Lucknow	803	..	198	..	70	1,071	..	1,071

Madras	2,833	..	116	2,949	..	2,949
Magadh	249	594	..	36	879	..	879
Marathwada	936	8	1,390	10	105	2	2,431	20	2,451
Mysore	1,024	88	1,493	74	65	2,582	162	2,744
Nagpur	6,269	21	6,791	46	545	1	3	13,608	68	13,676
North Bengal	1,652	64	46	2	1,698	66	1,764
Osmania	3,066	34	62	3,128	34	3,162
Panjab	226	1,002	1	18	..	9	1,255	1	1,256
Patna	128	312	..	134	..	3	577	..	577
Poona	2,521	163	3,445	128	197	10	24	6,187	301	6,488
Punjabi	433	1	433	1	434
Rajasthan	1,506	4,234	1	157	..	16	5,913	1	5,914
Ranchi	649	1,385	2,034	..	2,034
Ravi Shankar	2,152	3	276	2,428	3	2,431
Sardar Patel	292	10	433	15	31	1	5	761	26	787
Saugar	2,176	..	251	..	44	2,471	..	2,471
Shivaji	1,717	66	1,643	71	69	2	3,429	139	3,568
Sri Venkates- wara	469	3	469	3	472
Udaipur	71	123	..	31	21	..	246	..	246
Utkal	523	..	92	615	..	615
Vikram	2,140	2	272	..	5	2,417	2	2,419
Total	22,944	554	3,826	540	96,750	1,535	8,198	60	318	5	137	1,32,173	2,694	1,34,867
<i>Institutions Deemed as Universities</i>																
Birla Institute of Technology	2	2	..	2
GRAND TOTAL	22,944	554	3,826	540	96,750	1,535	8,200	60	318	5	137	1,32,175	2,694	1,34,869

TABLE VII—Enrolment in Universities and Colleges by Standard—Contd.
G—Education/Teacher Training

University	Diploma/Certificate												All Persons
	Graduate		Post-Graduate		Doctorate		Post-Graduate		Under-Graduate		Total		
	Boys	Girls	Boys	Girls	Boys	Girls	Boys	Girls	Boys	Girls	Boys	Girls	
1	2	3	4	5	6	7	8	9	10	11	12	13	14
Agra	1,485	1,145	104	72	14	1,603	1,217	2,820
Aligarh Muslim	20	36	14	3	4	38	39	77
Allahabad	12	10	1	13	10	23
Andhra	593	204	2	595	204	799
Annamalai	128	15	4	132	15	147
Banaras Hindu	38	70	8	5	2	2	48	77	125
Bangalore	125	99	125	99	224
Baroda	62	54	33	16	21	1	..	4	24	22	140	97	237
Bhagalpur	286	25	286	25	311
Bihar	255	42	255	42	297
Bombay	133	204	45	42	16	10	91	200	285	456	741
Burdwan	202	96	202	96	298
Calcutta	1,172	663	33	1	10	3	1,215	667	1,882
Delhi	211*	209*	45	12	10	5	266	226	492
Dibrugarh	89	22	89	22	111
Gauhati	223	52	29	44	28	4	280	100	380
Gorakhpur	1,409	191	19	1	10	2	1,438	194	1,632
Gujarat	590	140	590	140	730
Indore	22	21	2	3	24	24	48
Jabalpur	173	116	8	7	6	4	46	60	233	187	420
Jammu & Kashmir	360	171	360	171	531
Jiwaji	175	26	5	2	180	28	208
Jodhpur	167	32	167	32	199
Kalyani	104	60	104	60	164
Karnatak	376	43	88	11	3	1	3	14	470	69	539
Kerala	1,123	1,241	21	9	3	2	1,147	1,252	2,399
Kurukshetra	176	154	12	7	3	1	191	162	353

Lucknow	26	163	8	21	34	184	216
Madras	1,111	579	10	10	1,121	589	1,710
Marathwada	158	25	17	4	3	1	178	30	208
Mysore	562	191	27	18	589	209	798
Nagpur	331	130	33	10	..	1	292	227	656	368	1,024
North Bengal	207	80	207	80	287
Osmania	537	189	13	7	1	3	551	199	750
Panjab	1,375	1,846	13	17	1,388	1,863	3,251
Patna	138	128	35	5	1	174	133	307
Poona	317	114	114	16	300	404	731	534	1,265
Punjabi	137	144	14	12	151	156	307
Rajasthan	1,066	262	15	5	1,081	267	1,348
Ranchi	131	38	131	38	169
Ravi Shankar	319	16	16	1	59	..	394	17	411
Sardar Patel	193	25	29	2	8	2	90	31	320	60	380
Saugar	706	43	36	2	17	..	104	..	863	45	908
Shivaji	342	63	145	22	163	124	650	209	859
S.N.D.T. women's	..	196	..	32	37	..	265	265
Sri Venkateswara	320	37	320	37	357
Udaipur	123	25	23	9	1	147	34	181
Utkal	560	65	7	2	567	67	634
Varanaseya Sanskrit Vishwa- vidyalaya	24	2	24	2	26
Vikram	633	215	29	7	662	222	884
Visva Bharati	59	19	6	65	19	84
Total	19,072	9,726	1,074	447	107	35	110	49	1,117	1,081	21,480	11,338	32,818
<i>Institutions of National Importance</i>													
Indian Institute of Technology, New Delhi	3	3	..	3
<i>Institutions Deemed as Universities</i>													
Gujarat Vidyapeeth	39	7	20	11	59	18	77
Jamia Millia Islamia	41	54	7	1	1	3	61	72	110	130	240
Total	80	61	7	1	4	3	81	83	162	148	320
GRAND TOTAL	19,152	9,787	1,081	448	107	35	114	52	1,198	1,164	21,652	11,486	33,138

*Includes 176 Boys and 69 Girls of Correspondence course.

TABLE VII—Enrolment in Universities and Colleges by Standard—Contd.
H—Engineering and Technology

University	Civil								Chemical						Electrical					
	Pre-Professional		Graduate		Post-Graduate		Doctorate		Graduate		Post-Graduate		Doctorate		Graduate		Post-Graduate		Doctorate	
	Boys	Girls	Boys	Girls	Boys	Girls	Boys	Girls	Boys	Girls	Boys	Girls	Boys	Girls	Boys	Girls	Boys	Girls	Boys	Girls
1	2	3	4	5	6	7	8	9	10	11	12	13	14	15	16	17	18	19	20	21
Agra	181	73
Aligarh Muslim	286	1	6	264	3	7
Allahabad
Andhra	133	1	288	201
Annamalai	139	..	26	254	..	6	121	..	2
Banaras Hindu	2	235	..	9	16
Bangalore	31	..	206	..	27	261	1
Baroda
Bhagalpur	155	194
Bihar	180
Bombay	193	3	29	253	1	229	6	6
Burdwan
Calcutta	872	..	16	411	10	1
Delhi	183	313	1
Dibrugarh	391	75
Gauhati	158	4	152	6	82
Gorakhpur	49	78
Gujarat	105	3	38	205
Indore	159	4	5	124	..	14
Jabalpur	271	..	3	..	6	279	..	1
Jadavpur	793	..	9	..	2	..	335	3	17	..	2	..	683	2	21
Jammu & Kashmir
Jiwaji	300	200
Jodhpur	482	314
Karnatak	119	2	120
Kerala	815	74	35	2	46	2	867	59	13	1
Kurukshetra	34	43

Madras	780	1	122	235	..	19	663	1
Marathwada	86	..	1	29
Nagpur	93	2	3	211	..	3	1	129	3	4
North Bengal	143	330
Osmania	404	1	30	546	2
Panjab	5,985	41	401	..	21	220	454	..	14	1
Patna	332	183
Poona	78	2	13	83	..	8
Punjab Agri.
Punjabi	260	18	192	192
Rajasthan	30	90
Ranchi	556	..	5	79	663	3	5
Ravi Shankar	85	43	107	1
Roorkee	495	1	78	63	1	297	5	19
Sardar Patel	519	..	6	325	..	3
Saugar
Shivaji	123	4	3	262	..	3
Sri Vankateswara	135	1	257	1
Udaipur
U.P. Agri.
Utkal	451	17	1	373	3
Vikram	179	2	181
Total	6,614	63	10,919	102	478	2	8	..	2,466	8	54	1	2	..	10,301	101	137	2

*Institutions of
National
Importance*

Indian Institute of Technology, New Delhi	221	1	242	3	253	2
Indian Institute of Technology, Kanpur	169	..	14	123	..	9	199	1	22
Indian Institute of Technology, Kharagpur	235	2	20	195	2	27	1	248	..	17

TABLE VII—Enrolment in Universities and Colleges by Standard—Contd.
H—Engineering and Technology—contd.

	1	2	3	4	5	6	7	8	9	10	11	12	13	14	15	16	17	18	19	20	21
Indian Institute of Technology, Madras	207	..	16	198	..	16	280	2	16
Indian Institute of Technology, Bombay	267	..	57	334	1	24	330	3	57
Total	1,099	3	107	1,092	6	76	1	1,310	8	112
<i>Institutions Deemed as Universities</i>																					
Birla Institute of Technology	261	..	2	108	416	..	4
Indian Institute of Sciences	60	..	17	1	21	..	24	..	78	..	40	..	3
Total	261	..	62	..	17	1	108	..	21	..	24	..	494	..	44	..	3
GRAND TOTAL	6,614	63	12,279	105	647	2	25	1	3,666	14	151	2	26	..	12,105	109	293	2	3

TABLE VII—Enrolment in Universities and Colleges by Standard—Contd.
H—Engineering and Technology—contd.

21—1 M of E&SW/72

University	Mechanical						Tele-Communication						Architecture						Combined Engineering Courses					
	Graduate		Post Graduate		Docto- rate		Graduate		Post Graduate		Docto- rate		Graduate		Post Graduate		Docto- rate		Graduate		Post Graduate		Docto- rate	
	B	G	B	G	B	G	B	G	B	G	B	G	B	G	B	G	B	G	B	G	B	G	B	G
	22	23	24	25	26	27	28	29	30	31	32	33	34	35	36	37	38	39	40	41	42	43	44	45
Agra	144	177	..	29	
Aligarh Muslim	360	..	6	
Allahabad	51	..	9	
Andhra	278	80	939	18	268	2	5	..	
Annamalai	166	..	7	364	
Banaras Hindu	3	1,424	4	
Bangalore	337	1	9	1,956	15	
Baroda	208	21	1,523	5	100	
Bhagalpur	234	
Bihar	486	
Bombay	266	..	19	270	57	
Burdwan	941	
Calcutta	502	..	4	84	9	
Delhi	334	1	126	43	11	
Dibrugarh	
Gauhati	68	135	1	
Gorakhpur	85	
Gujarat	190	
Indore	174	484	4	
Jabalpur	270	5	..	84	1	89	1	
Jadavpur	689	..	26	..	2	..	186	18	21	1	..	5	10	
Jammu & Kashmir	1,095	7	
Jiwaji	278	
Jodhpur	329	
Karnatak	254	506	
Kerala	1,058	9	17	52	7	45	7	1,837	94	
Kurukshetra	43	

TABLE VII—Enrolment in Universities and Colleges by Standard—Contd.
H—Engineering and Technology—contd.

	1	22	23	24	25	26	27	28	29	30	31	32	33	34	35	36	37	38	39	40	41	42	43	44	45
Madras	1,032	1	89	8	15	2,556	6
Marathwada	30	289	1
Mysore	1	7	..
Nagpur	143	158	2	366	3
North Bengal	258
Osmania	579	2	85	7	1,201	6	2	..
Panjab	467	117	11	525	2
Patna	168
Poona	98	..	2	23	1	1	950	13	6	..
Punjab
Agricultural
Punjabi	194	181
Rajasthan	91
Ranchi	860	..	5	92	..	5	1,708	3
Ravi Shankar	147	740	3
Roorkee	328	..	24	95	23	138	13
Sardar Patel	322	..	4
Saugar	257
Shivaji	96	..	4	360	1
Sri Venkates- wara	324	595	1
Udaipur
U.P. Agricultural
Utkal	473	1	478	2
Vikram	215	34	1	611
Total	11,884	15	130	..	7	..	697	56	27	1	1	..	1,274	182	15	22,773	190	448	2	40

*Institutions of
National
Importance*

Indian Institute
of Technology,
New Delhi

1

1

..

..

..

..

..

..

..

..

..

..

..

..

..

..

..

..

..

..

..

..

..

..

..

..

..

..

Indian Institute of Technology, Kanpur	206	..	16	
Indian Institute of Technology, Kharagpur	393	1	65	147	5	7	106	14	10	37	..	
Indian Institute of Technology, Madras	377	..	7	5	..
Indian Institute of Technology, Bombay	317	2	54	2	..
Total	1,544	4	142	147	5	7	106	14	10	44	..
<i>Institutions Deemed as Universities</i>																							
Birla Institute of Technology	461	..	5	180	18	7	1	1	..
Indian Institute of Science	53	..	8
Total	461	..	58	..	8	180	18	7	1	1	..
GRAND TOTAL	13,889	19	330	..	15	1,024	79	41	2	1	1,380	196	25	22,773	190	448	2	85

TABLE VII—Enrolment in Universities and Colleges by Standard—Contd.
H—Engineering and Technology—contd.

University	Other courses of Engg. & Tech.						Diploma/Certificate				Total		
	Graduate		Post-Graduate		Doctorate		Post-Graduate		Under-Graduate		Boys	Girls	All Persons
	Boys	Girls	Boys	Girls	Boys	Girls	Boys	Girls	Boys	Girls			
1	46	47	48	49	50	51	52	53	54	55	56	57	58
Agra	129	733	..	733
Aligarh Muslim	652	..	1,581	4	1,585
Allahabad	1	..	11	196	..	196
Andhra	2,242	21	2,263
Annamalai	1,085	..	1,085
Banaras Hindu	519	..	19	..	29	1	2,256	5	2,261
Bangalore	104	90	..	3,021	17	3,038
Baroda	189	5	..	1,566	8	3,591	34	3,625
Bhagalpur	583	..	583
Bihar	666	..	666
Bombay	635	15	85	3	17	2	2,002	87	2,089
Burdwan	153	43	1,094	43	1,137
Calcutta	607	..	87	2,595	19	2,614
Delhi	956	45	1,001
Dibrugarh	466	..	466
Gauhati	601	5	606
Gorakhpur	212	..	212
Gujarat	538	3	541
Indore	960	8	968
Jabalpur	4	1	1,013	2	1,015
Jadavpur	27	2	2,818	36	2,854
Jammu & Kashmir	1,095	7	1,102
Jiwaji	778	..	778
Jodhpur	133	1,258	..	1,258
Karnatak	999	2	1,001
Kerala	4,785	255	5,040
Kurukshetra	120	..	120

Madras	589	7	16	6,116	24	6,140
Marathwada	435	1	436
Nagpur	19	1,136	11	1,147
North Bengal	731	..	731
Orissa University of Agri. and Technology	*	*	..	*
Osmania	354	1	34	3,235	19	3,254
Panjab	515	..	44	..	2	8,765	55	8,820
Patna	11	694	..	694
Poona	58	1	2	1,322	17	1,339
Punjab Agricultural	119	119	..	119
Punjabi	1,019	18	1,037
Rajasthan	30	241	..	241
Ranchi	823	..	40	4,841	6	4,847
Ravi Shankar	138	..	29	1,289	4	1,293
Roorkee	133	..	46	225	1,941	43	1,984
Sardar Patel	1,179	..	1,179
Saugar	51	..	12	320	..	320
Shivaji	5	856	5	861
Sri Venkateswara	1,311	3	1,314
Udaipur	97	94	191	..	191
U.P. Agricultural	308†	308	..	308
Utkal	43	1,835	7	1,842
Vikram	1,220	3	1,223
Total	5,897	69	473	4	60	3	335	..	2,308	8	77,348	809	78,157

Institutions of National Importance

Indian Institute of Technology, New Delhi	108	..	28	1,103	7	1,110
--	-----	----	----	----	----	----	----	----	----	----	-------	---	-------

†Agricultural Engineering.

*Enrolment included under Agriculture separate figures not available.

TABLE VII—Enrolment in Universities and Colleges by Standard—Contd.
H—Engineering and Technology—contd.

1	46	47	48	49	50	51	52	53	54	55	56	57	58
Indian Institute of Technology, Kanpur	172	..	17	..	12	2	959	3	962
Indian Institute of Technology, Kharagpur	471	..	85	6	2,063	31	2,094
Indian Institute of Technology Madras	182	1,304	2	1,306
Indian Institute of Technology, Bombay	313	1	15	20	1,790	7	1,797
Total	1,246	1	145	6	12	2	20	7,219	50	7,269
<i>Institutions Deemed as Universities</i>													
Birla Institute of Technology	16	1,461	21	1,482
Indian Institute of Science	127	8	153	2	23	3	607	14	621
Total	127	8	169	4	23	3	2,068	35	2,103
GRAND TOTAL	7,270	78	787	14	95	8	355	..	2,308	8	86,645	894	87,529

TABLE VII—Enrolment in Universities and Colleges by Standard—Contd.

I—Law

University	Diploma/Certificate										All Persons	
	Graduate		Post-Graduate		Doctorate		Post-Graduate		Total			
	Boys	Girls	Boys	Girls	Boys	Girls	Boys	Girls	Boys	Girls		
1	2	3	4	5	6	7	8	9	10	11	12	
Agra	1,626	26	34	1,660	26	1,686
Aligarh Muslim	155	2	13	..	4	1	172	3	175
Allahabad	564	4	24	1	588	5	593
Andhra	72	2	8	..	3	83	2	85
Banaras Hindu	167	5	10	177	5	182
Bangalore	883	41	36	2	919	43	962
Baroda	340	27	41	6	106	3	..	487	36	523
Bhagalpur	699	2	699	2	701
Bihar	1,306	4	1,306	4	1,310
Bombay	3,046	320	318	47	16	3,380	367	3,747
Calcutta	4,632	370	4,632	370	5,002
Delhi	628	28	13	1	641	29	670
Gauhati	867	867	..	86
Gorakhpur	543	..	8	9	560	..	560
Gujarat	2,282	204	131	12	91	3	..	2,504	219	2,723
Indore	617	24	20	1	637	25	662
Jabalpur	386	6	14	1	4	404	7	411
Jiwaji	330	4	13	343	4	347
Jodhpur	270	1	7	23	300	1	301
Karnatak	432	9	69	..	5	506	9	515
Kerala	389	40	31	5	4	424	45	469
Lucknow	1,767	44	89	3	15	..	47	1	..	1,918	48	1,966
Madras	890	27	17	2	907	29	936
Magadh	852	852	..	852
Marathwada	365	..	17	382	..	382
Mysore	200	10	200	10	210
Nagpur	486	5	9	495	5	500

TABLE VII—*Enrolment in Universities and Colleges by Standard—Contd.*
I—Law—contd.

1	2	3	4	5	6	7	8	9	10	11	12
Osmania	1,148	44	20	2	1,168	46	1,214
Panjab	1,085	34	7	1,092	34	1,126
Patna	529	6	33	562	6	568
Poona	528	16	23	1	2	553	17	570
Punjabi	100	100	..	100
Rajasthan	758	16	9	26	..	793	16	809
Ranchi	682	1	682	1	683
Ravi Shankar	458	4	458	4	462
Sardar Patel	81	1	81	1	82
Saugar	644	7	2	646	7	653
Shivaji	292	6	292	6	298
Udaipur	194	3	194	3	197
Utkal	510	10	510	10	520
Vikram	885	7	13	898	7	905
Total	32,688	1,360	1,029	84	53	1	302	7	34,072	[1,452	[35,524
<i>Institutions Deemed as Universities</i>											
Indian School of International Studies	6	1	6	1	7
GRAND TOTAL	32,688	1,360	1,029	84	59	2	302	7	[34,078	1,453	35,531

TABLE VII—Enrolment in Universities and Colleges by Standard—Contd.
J(a)—Medicine—Allopathy

University	Pre-Profes- sional		Graduate		Post-Graduate		Doctorate		Diploma/Certificate				Total		All Per- sons
	Boys	Girls	Boys	Girls	Boys	Girls	Boys	Girls	Post-Graduate		Under-Graduate		Boys	Girls	
									Boys	Girls	Boys	Girls			
1	2	3	4	5	6	7	8	9	10	11	12	13	14	15	16
Agra	468	116	33	10	4	511	120	631
Aligarh Muslim	71	33	129	38	4	11	215	71	286
Allahabad	229	59	12	241	59	300
Andhra	2,336	730	140	42	24	20	2,500	792	3,292
Banaras Hindu	57	32	248	54	13	3	3	1	321	90	411
Bangalore	197	106	1,023	390	26	4	35	7	15	11	1,297	518	1,815
Baroda	98	22	419	97	109	27	5	1	36	14	667	161	828
Bihar	678	148	111	11	789	159	848
Bombay	1,553	1,115	600	200	2	2	65	16	2,220	1,333	3,553
Calcutta	317	110	2,490	705	77	12	40	10	371	101	3,295	938	4,233
Delhi	234	376	461	683	175	64	17	..	30	34	917	1,157	2,074
Dibrugarh	160	31	697	109	857	140	997
Gauhati	102	20	489	60	591	80	671
Gujarat	1,410	707	92	1,502	707	2,209
Indore	514	269	68	14	14	2	596	285	881
Jabalpur	492	236	32	6	1	..	8	533	242	775
Jammu & Kashmir	276	111	276	111	387
Jiwaji	570	139	27	6	20	617	145	762
Karnatak	1,519	210	27	10	1,546	220	1,766
Kerala	110	30	1,813	581	56	21	34	6	2,013	638	2,651
Kurukshetra	19	12	19	12	31
Lucknow	1,462	391	237	25	13	1	1,712	417	2,129
Madras	3,249	1,363	257	73	1	..	134	98	3,641	1,534	5,175
Marathwada	373	72	6	4	379	76	455
Mysore	502	88	1,772	347	96	11	2,370	446	2,816
Nagpur	719	237	78	20	2	2	10	14	809	273	1,082
Osmania	1,917	685	108	51	21	22	2,049	758	2,807

TABLE VII—Enrolment in Universities and Colleges by Standard—Contd.
J(a)—Medicine—Allopathy—Contd.

1	2	3	4	5	6	7	8	9	10	11	12	13	14	15	16
Panjab	2,128	938	1,086	367	114	28	1	..	31	5	3,360	1,338	4,698
Patna	886	230	67	11	1	..	51	7	1,005	248	1,253
Poona	1,033	341	131	31	8*	..	91	32	1,263	404	1,667
Punjabi	200	39	568	158	6	768	203	971
Rajasthan	1,709	331	338	78	4	2,051	409	2,460
Ranchi	977	178	977	178	1,155
Ravi Shankar	141	39	141	39	180
Saugar	174	9	174	9	183
Shivaji	437	82	437	82	519
Sri Venkateswara	950	308	21	1	3	972	311	1,283
Utkal	1,719	310	44	10	8	2	1,771	322	2,093
Vikram	598	135	12	6	7	617	141	758
Total	4,195	1,837	37,584	12,140	3,111	768	82	15	1,032	395	15	11	46,019	15,166	61,185
<i>Institutions of National Importance</i>															
All India Institute of Medical Sciences	190	59	179	28	47	410	87	503
Post-Graduate Institute of Research in Medicine	95	25	31	1	126	26	152
Total	190	59	274	53	47	31	1	542	113	655
GRAND TOTAL	4,195	1,837	37,774	12,199	3,385	821	129	15	1,032	395	46	12	46,561	15,279	61,840

*Includes Ayurvedic.

TABLE VII—Enrolment in Universities and Colleges by Standard—Contd.

University	Diploma/Certificate												All Persons
	Graduate		Post-Graduate		Doctorate		Post-Graduate		Under-Graduate		Total		
	Boys	Girls	Boys	Girls	Boys	Girls	Boys	Girls	Boys	Girls	Boys	Girls	
1	2	3	4	5	6	7	8	9	10	11	12	13	14
J (b)—Medicine—Ayurvedic													
Agra	57*	57	..	57
Banaras Hindu	6	..	38	2	44	2	46
Gujarat	93	14	93	14	107
Indore	121	4	121	4	125
Jammu & Kashmir	79	28	79	28	107
Jiwaji	178	6	178	6	184
Kerala	88	21	88	21	109
Lucknow	321	17	321	17	338
Nagpur	107	4	107	4	111
Poona	293	148	4	2	297	150	447
Ravi Shankar	315	1	315	1	316
Varanaseya Sanskrit Vishwavidyalaya	23	23	..	23
Total	1,681	243	42	4	1,723	247	1,970
*Homeopathic Medicine.													
J (c) Medicine—Unani/Tibbia													
Aligarh Muslim	177	11	177	11	188
Total	177	11	177	11	188

TABLE VII—Enrolment in Universities and Colleges by Standard—Contd.

University	Pre-Profes- sional		Graduate		Post-Graduate		Doctorate		Diploma/Certificate				Total		All Per- sons	
									Post-Graduate		Under-Graduate					
	Boys	Girls	Boys	Girls	Boys	Girls	Boys	Girls	Boys	Girls	Boys	Girls	Boys	Girls		
1	2	3	4	5	6	7	8	9	10	11	12	13	14	15	16	
J(d)—Medicine—Dentistry																
Bangalore . . .	27	2	107	16	5	139	18	157
Bombay	440	103	100	17	540	120	660
Calcutta	203	17	203	17	220
Gujarat	103	23	103	23	126
Indore	80	3	80	3	83
Kerala . . .	3	..	104	28	107	28	135
Lucknow	155	18	155	18	173
Madras	119	20	119	20	139
Mysore	29	1	29	1	30
Osmania . . .	18	10	127	19	145	29	174
Panjab	77	19	77	19	96
Punjabi	37	8	37	8	45
Total . . .	48	12	1,581	275	105	17	1,734	304	2,038

J(e)—Medicine—Nursing

Bombay	31	31	31	
Delhi	113	..	15	128	128	
Indore	39	39	39	
Kerala	10	2	35	2	45	47	
Madras	77	77	77	
Osmania	81	81	81	
Panjab	2	10	2	10	12	
Rajasthan	25	25	25	
S.N.D.T. Women's	44	44	44	
Total	10	4	455	..	15	4	480	484	
<i>Institutions of National Importance</i>																	
Post-Graduate Institute of Research in Medicine	12	159	4	171	171
Total	12	159	4	171	171
GRAND TOTAL	22	4	455	..	15	159	4	651	655

TABLE VII—Enrolment in Universities and Colleges by Standard—Contd.
J(f)—Medicine—Pharmacy

University	Diploma/Certificate												Total	
	Graduate		Post-Graduate		Doctorate		Post-Graduate		Under-Graduate		Boys	Girls	All Persons	
	Boys	Girls	Boys	Girls	Boys	Girls	Boys	Girls	Boys	Girls				
1	2	3	4	5	6	7	8	9	10	11	12	13	14	
Andhra	94	..	12	106	..	106	
Banaras	77	1	15	92	1	93	
Bombay	43	28	2	45	28	73	
Gujarat	186	16	312	24	498	40	538	
Jadavpur	74	5	74	5	79	
Madras	230	19	230	19	249	
Mysore	30	30	..	30	
Nagpur	73	2	73	2	75	
Panjab	23	2	10	..	6	..	54	11	93	13	106	
Punjabi	129	3	129	3	132	
Rajasthan	12	3	12	3	15	
Saugar	63	..	21	..	5	89	..	89	
Shivaji	27	27	..	27	
Total	920	73	72	3	11	..	183	14	312	24	1,498	114	1,612	
<i>Institutions Deemed as Universities</i>														
Birla Institute of Technology	74	..	9	83	..	83	
GRAND TOTAL	994	73	81	3	11	..	183	14	312	24	1,581	114	1,695	

TABLE VII—Enrolment in Universities and Colleges by Standard—Contd.
K—Veterinary Science

University	Pre-Profes- sional		Intermediate		Graduate		Post-Gra- duate		Doctorate		Diploma/Certificate				Total		All Persons
	Boys	Girls	Boys	Girls	Boys	Girls	Boys	Girls	Boys	Girls	Post-Gra- duate		Under-Gra- duate		Boys	Girls	
											Boys	Girls	Boys	Girls			
1	2	3	4	5	6	7	8	9	10	11	12	13	14	15	16	17	18
Agra	336	..	124	2	16	476	2	478
Andhra Pradesh Agricultural	587	1	587	1	588
Bombay	172	3	28	200	3	203
Calcutta	138	4	138	4	142
Gauhati	79	214	293	..	293
Jawaharlal Nehru Krishi Vishwa- vidyalaya	476	..	45	521	..	521
Kalyani	18	18	..	18
Kerala	22	174	12	11	207	12	219
Madras	646	9	76	1	722	10	732
Magadh	483	..	36	..	6	525	..	525
Nagpur	187	1	187	1	188
Orissa University of Agri. and Tech- nology	305	..	2	307	..	307
Punjab Agricultural	273	..	40	..	10	1	60	..	383	1	384
Ranchi	287	287	..	287
Sardar Patel	105	105	..	105
Udaipur	201	..	17	218	..	218
Uni. of Agricultural Sc.	77	3	276	4	353	7	360
U.P. Agricultural	390	..	30	420	..	420
Total	178	3	138	4	5,130	30	409	3	32	1	60	..	5,947	41	5,988

TABLE VII—Enrolment in Universities and Colleges by Standard—Contd.
L(a)—Fine Arts—Music and Dancing

University	Pre-Profes- sional		Intermediate		Graduate		Post-Gra- duate		Doctorate		Diploma/Certificate				Total		All Per- sons	
	Boys	Girls	Boys	Girls	Boys	Girls	Boys	Girls	Boys	Girls	Post-Graduate		Under-Graduate		Boys	Girls		
											Boys	Girls	Boys	Girls				
1	2	3	4	5	6	7	8	9	10	11	12	13	14	15	16	17	18	
Allahabad	7	11	7	11	18	
Andhra Pradesh	11	14	11	14	25	
Annamalai	1	3	28	25	29	28	57	
Banaras Hindu	6	8	7	3	2	1	..	91	50	106	62	168	
Baroda	14	19	5	4	1	..	7	4	270	249	297	573	
Calcutta	4	30	34	34	
Delhi	24	..	7	1	2	1	18	2	51	
Indira Kala Sangeet	40	45	11	4	1	3	2	3	54	55	109	
Madras	20	3	9	3	29	
Mysore	13	13	13	
Nagpur	7	7	7	
Panjab	7	7	7	
Patna	10	6	10	6	16	
Poona	4	10	4	10	14	
Rabindra Bharati	4	56	13	4	54	69	71	200	
Rajasthan	12	12	12	
S.N.D.T. Women's	4	4	4	
Sri Venkataswara	2	1	..	12	94	6	96	115	
Visva Bharati	5	27	5	27	32	
Total	11	40	45	34	102	17	128	6	6	20	8	578	494	695	794	1,489

TABLE VII—Enrolment in Universities and Colleges by Standard—Contd.
L(b) Fine Arts—Others

	1	2	3	4	5	6	7	8	9	10	11	12	13	14	15	16	17	18
Allahabad	54	53	54	53	107
Andhra	8	..	8	..	8
Annamalai	23	6	23	6	29
Banaras	3	5	8	3	11	8	19
Baroda	51	21	6	87	12	144	33	177
Gujarat	13	3	13	3	16
Nagpur	28	..	28	..	28
Panjab	23	23	23
Rabindra Bharati	13	1	23	7	36	8	44
Visva Bharati	63	43	63	43	106
Total	23	54	26	6	13	1	307	127	380	177	557

TABLE VII—Enrolment in Universities and Colleges by Standard—Contd.
M—Physical Education

University	Diploma/Certificate										Total
	Graduate		Post-Graduate		Post-Graduate		Under-Graduate		Total		
	Boys	Girls	Boys	Girls	Boys	Girls	Boys	Girls	Boys	Girls	
1	2	3	4	5	6	7	8	9	10	11	12
Banaras Hindu	17	3	17	3	20
Jiwaji	110	42	21	5	22	1	153	48	201
Kalyani	24	..	24	..	24
Lucknow	21	..	21	..	21
Madras	35	35	..	35
Nagpur	7	6	7	6	13
Osmania	56	4	56	4	60
Panjab	12	3	7	8	19	11	30
Punjabi	78	43	15	2	33	13	126	58	184
Total	223	85	48	10	96	25	91	10	458	130	588

TABLE VII—Enrolment in Universities and Colleges by Standard—Contd.
N—Library Science

University	Diploma/Certificate												Total		All Persons
	Graduate		Post-Graduate		Doctorate		Post-Graduate		Under-Graduate		Boys	Girls			
	Boys	Girls	Boys	Girls	Boys	Girls	Boys	Girls	Boys	Girls					
1	2	3	4	5	6	7	8	9	10	11	12	13	14		
Aligarh Muslim	24	5	29	23	53	28	81		
Andhra	30	7	30	7	37		
Banaras Hindu	30	5	16	46	5	51		
Baroda	9	5	9	5	14		
Bombay	8	26	8	26	34		
Calcutta	59	26	59	26	85		
Delhi	16	15	14	5	30	20	50		
Jadavpur	15	19	15	19	34		
Jiwaji	..	12	12	12		
Karnatak	17	4	17	4	21		
Kerala	12	13	12	13	25		
Lucknow	..	9	9	9		
Madras	10	8	10	8	18		
Mysore	17	3	17	3	20		
Nagpur	23	6	23	3	46	9	55		
Osmania	19	17	19	17	36		
Panjab	28	14	28	14	42		
Patna	9	15	9	15	24		
Rajasthan	24	4	36	7	60	11	71		
Saugar	16	4	16	4	20		
Shivaji	15	10	15	10	25		
S.N.D.T. Women's	..	31	31	31		
Vikram	46	10	46	10	56		
Total	191	171	30	5	272	104	52	26	545	306	851		

TABLE VII—Enrolment in Universities and Colleges by Standard—Contd.
O—Other Miscellaneous (Professional Education)*

University	Diploma/Certificate												Total	All Persons
	Graduate		Post-Graduate		Doctorate		Post-Graduate		Under-Graduate		Boys	Girls		
	Boys	Girls	Boys	Girls	Boys	Girls	Boys	Girls	Boys	Girls				
1	2	3	4	5	6	7	8	9	10	11	12	13	14	
Agra	74	3	74	3	77
Aligarh Muslim	26	..	12	38	..	38
Allahabad	21	21	..	21
Andhra	28	1	28	1	29
Annamalai	3	1	3	1	4
Baroda	68	19	21	2	89	21	110
Bombay	30	4	240	4	270	8	278
Calcutta	266	45	266	45	311
Delhi	40	22	10	4	205	36	255	62	317
Gujarat	10	2	..	10	2	12
Jammu & Kashmir	40	40	..	40
Kerala	66†	66	..	66
Lucknow	60	16	71	3	131	19	150
Madras	80	80	..	80
Nagpur	38	14	20	5	8	2	91	6	16	26	..	173	53	226
Osmania	34	3	18	82	134	3	137
Panjab	13	6	13	6	19
Patna	18	5	18	5	23

Rajasthan	5	..	149	13	154	13	167
Sardar Patel	55	55	..	55
Udaipur	50	..	63	5	30	..	143	5	148
Visva Bharati	60	60	..	60
Total	237	17	465	76	18	6	1,184	107	217	41	2,121	247	2,368	
<i>Institutions of National Importance</i>														
Indian Institute of Technology, Kharagpur	38	38	..	38
Indian Statistical Institute	106	5	42	2	148	7	155	
Total	144	5	42	2	186	7	193	
<i>Institutions Deemed as Universities</i>														
Kashi Vidyapith	94	5	6	4	100	9	109	
Tata Institute of Social Sciences	67	32	1	67	33	100	
Total	161	37	6	4	..	1	167	42	209	
GRAND TOTAL	237	17	626	113	24	10	1,328	113	259	43	2,474	296	2,770	

*Include Social/Labour Welfare, Journalism, Public Administration etc.

†Business Management.

TABLE VII—Enrolment in Universities and Colleges by Standard—Concl'd.
P—Other Education (Oriental Studies)

University	Pre-Profes- sional		Intermedi- ate		Graduate		Post-Gra- duate		Doctorate		Diploma/Certificate				Total		All Per- sons	
	Boys	Girls	Boys	Girls	Boys	Girls	Boys	Girls	Boys	Girls	Post-Gra- duate		Under-Graduate		Boys	Girls		
											Boys	Girls	Boys	Girls				
1	2	3	4	5	6	7	8	9	10	11	12	13	14	15	16	17	18	
Andhra	2	..	449	173	451	173	624
Annamalai	21	7	2	128	47	151	54	205
Banaras Hindu	88	2	79	..	39	..	6	26	..	238	2	240
Baroda	16	..	6	..	3	45	15	70	15	85
Jammu & Kashmir	240	170	240	170	410
Kerala	268	115	268	115	383
Lucknow	96	2	96	2	98
Madras	1,158	415	1,158	415	1,573
Panjab	57	..	4	78	47	139	47	186
Sri Venkateswara	656	59	12	25	668	84	752
Varanaseya Sanskrit Vishwa- vidyalaya	225	30	141	2	127	..	61	1	554	33	587
Total	313	32	2,128	483	178	..	70	1	2	..	1,342	594	4,033	1,110	5,143	

TABLE VIII—Number of Students belonging to Scheduled Castes and Scheduled Tribes in Universities and Colleges by Standard

A—Arts

University	Pre-University		Intermediate		Graduate		Post-Graduate		Doctorate		Diploma/Certificate				Total		All Persons
	Boys	Girls	Boys	Girls	Boys	Girls	Boys	Girls	Boys	Girls	Post-Graduate		Under-Graduate		Boys	Girls	
											Boys	Girls	Boys	Girls			
1	2	3	4	5	6	7	8	9	10	11	12	13	14	15	16	17	18
Agra	1,712	63	1,712	63	1,775
Aligarh	3	1	7	3	8	2	18	6	24
Allahabad	294	4	187	3	86*	2*	567	9	576
Andhra	370	28	417	48	19	6	806	82	888
Annamalai	9	1	34	2	11	1	54	4	58
Banaras	2	55	3	11	68	3	71
Bangalore	24	1	31	37	13	3	68	41	109
Baroda	19	4	10	7	3	32	11	43
Bhagalpur	334	4	351	4	22	707	8	715
Bihar	Not Available		
Bombay	652	50	141	8	38	5	3	834	63	897
Burdwan	203	22	536	51	22	761	73	834
Calcutta	1,637	229	2,556	430	75	18	5	4,273	672	4,945
Delhi	198	15	27	225	15	240
Dibrugarh	Not Available		
Gauhati	1,364	429	2,237	638	86	7	3,687	1,074	4,761
Gorakhpur	683	25	41	724	25	749
Gujarat	716	70	804	69	1,520	139	1,659
Indore	231	12	19	1	250	13	263
Jabalpur	Not Available		

*Includes Science students.

TABLE VIII—Number of Students belonging to Scheduled Castes and Scheduled Tribes in Universities and Colleges by Standard—Contd.

A--Arts—contd.

1	2	3	4	5	6	7	8	9	10	11	12	13	14	15	16	17	18	
Jadavpur																		Not Available
Jammu and Kashmir	19	4	30	22	5	1	54	27	81	
Jiwaji	561	..	6	567	..	567	
Jodhpur																		Not Available
Kalyani	1	..	3	4	..	4	
Karnatak	182	10	218	13	6	406	23	429	
Kerala	2,314	938	573	187	41	13	2,928	1,138	4,066	
Kurukshetra	8	10	..	3	21	..	21	
Lucknow	489	83	48	9	537	92	629	
Madras	856	123	637	44	46	5	1,539	172	1,711	
Magadh	403	690	..	16	1,109	..	1,109	
Marathwada	492	17	624	24	48	1	1,164	42	1,206	
Mysore	260	17	207	14	18	2	485	33	518	
Nagpur	1,636	359	1,370	222	81	6	3,087	587	3,674	
North Bengal	263	47	420	97	32	3	715	147	362	
Osmania	126	34	270	107	12	1	409	141	550	
Panjab	923	51	1,327	74	70	2	1	..	2,321	127	2,448	
Patna	50	11	133	11	13	13	196	35	231	
Poona	329	30	508	34	26	1	863	65	928	
Punjabi																		Not Available
Rabindra Bharati	5	5	..	5	
Rajasthan	302	2	633	9	37	..	1	973	11	984	
Ranchi	721	200	1,272	368	80	22	2,073	590	2,663	

24—1 M of E & SW/72	Ravi Shankar	660	40	47	1	707	41	748
	Sardar Patel	28	2	20	1	5	53	3	56
	Saugar	462	3	9	471	3	474
	Shivaji	363	23	417	20	45	3	825	46	871
	S.N.D.T.	..	31	31	..	4	66	66
	Sri Venkateswara	93	2	165	27	4	2	262	31	293
	Udaipur	11	42	..	11	64	..	64
	Utkal	221	15	10*	..	214	8	30	1	475	24	499
Vikram
Visva Bharati	1	..	2	2	3	2	5	
Total		14,281	2,705	662	50	22,251	2,858	1,331	132	90	2	6	..	1	..	38,622	5,747	44,369
<i>Institutions Deemed as Universities</i>																		
Gujarat Vidya-peeth	51	25	4	55	25	80
Gurukul Kangri Vishwavidyalaya	1	1	..	1
Total		51	25	5	56	25	81
GRAND TOTAL		14,281	2,705	662	50	22,302	2,883	1,336	132	90	2	6	..	1	..	38,678	5,772	44,450

*Includes Science students.

TABLE VIII—Number of Students belonging to Scheduled Castes and Scheduled Tribes in Universities and Colleges by Standard—Contd.

B—Science

University	Pre-University		Intermediate		Graduate		Post-Graduate		Doctorate		Diploma/Certificate				Total		All Persons
	Boys	Girls	Boys	Girls	Boys	Girls	Boys	Girls	Boys	Girls	Post-Graduate		Under-Graduate		Boys	Girls	
											Boys	Girls	Boys	Girls			
1	2	3	4	5	6	7	8	9	10	11	12	13	14	15	16	17	18
Agra	265	47	265	47	312
Aligarh	1	1	8	5	3	12	6	18
Allahabad	75	1	52	2	127	3	130
Andhra	463	85	298	70	14	3	775	158	933
Annamalai	35	4	21	2	4	60	6	66
Banaras	5	..	1	1	6	1	7
Bangalore	111	4	48	3	7	1	166	8	174
Baroda	8	3	1	3	14	1	15
Bhagalpur	98	98	..	98
Bihar	Not Available																
Bombay	198	27	21	6	8	227	33	260
Burdwan	140	6	260	7	8	408	13	421
Calcutta	748	29	923	42	21	2	1,692	73	1,765
Delhi	4	4	..	4
Dibrugarh	Not Available																
Gauhati	541	41	428	148	70	11	1,039	200	1,239
Gorakhpur	27	..	2	29	..	29
Gujarat	259	32	195	25	454	57	511
Indore	38	4	2	40	4	44

Jabalpur .						Not Available											
Jadavpur .						Not Available											
Jammu and Kashmir .	13	2	40	4	1	54	6	60
Jiwaji	61	61	..	61
Jodhpur .						Not Available											
Kalyani	3	..	2	5	..	5
Karnatak .	82	3	73	12	3	158	15	173
Kerala	432	221	14	3	446	224	670
Kurukshetra	2	2	..	2
Lucknow	154	12	9	163	12	175
Madras .	1,124	163	653	94	50	7	1,827	264	2,091
Magadh .	110	72	182	..	182
Marathwada .	377	7	546	3	11	934	10	944
Mysore .	222	26	94	3	4	320	29	349
Nagpur .	446	42	305	22	13	1	764	65	829
North Bengal	84	5	80	5	1	165	10	175
Osmania .	177	44	127	80	5	3	309	127	436
Panjab .	373	9	230	5	4	1	607	15	622
Patna .	17	1	29	..	9	55	1	56
Poona .	153	9	108	7	14	275	16	291
Punjabi .						Not Available											
Rajasthan .	88	1	100	2	1	189	3	192
Ranchi .	150	15	139	19	3	292	34	326
Ravi Shankar	203	10	3	1	206	11	217
Sardar Patel .	9	1	..	1	11	..	11
Saugar	86	..	7	93	..	93
Shivaji .	133	12	98	16	2	233	28	261

TABLE VIII—Number of Students belonging to Scheduled Castes and Scheduled Tribes in Universities and Colleges by Standard—Contd.

B—Science—contd.

1	2	3	4	5	6	7	8	9	10	11	12	13	14	15	16	17	18
Sri Venkateswara	260	37	166	27	5	3	431	67	498
Udaipur	2	8	..	6	16	..	16
Utkal	188	6	110	4	4	..	1	303	10	313
Vikram	Not Available																
Visva Bharati	2	1	2	4	1	5
Total	6,412	584	198	27	6,541	908	369	39	1	13,521	1,558	15,079
<i>Institutions of National Importance</i>																	
Indian Institute of Technology Kharagpur	1	1	..	1
<i>Institutions Deemed as Universities</i>																	
Birla Institute of Technology	2	..	4	1	6	1	7
GRAND TOTAL	6,412	584	198	27	6,544	908	373	40	1	13,528	1,559	15,087

TABLE VIII—Number of Students belonging to Scheduled Castes and Scheduled Tribes in Universities and Colleges by Standard—Contd.

University	Pre-University		Intermediate		Graduate		Post-Graduate		Doctorate		Diploma/Certificate				Total		All Persons	
	Boys	Girls	Boys	Girls	Boys	Girls	Boys	Girls	Boys	Girls	Post-Graduate		Under-Graduate		Boys	Girls		
											Boys	Girls	Boys	Girls				
1	2	3	4	5	6	7	8	9	10	11	12	13	14	15	16	17	18	
C—Home Science																		
Bangalore	..	4	4	..	1	9	9	
Baroda	3	3	3	
Calcutta	14	2	16	16	
Delhi	3	3	3	
Jabalpur*	
Jadavpur*	
Madras	3	3	5	
Nagpur	3	..	2	5	3	
S.N.D.T. Women's	..	3	3	6	6	
Sri Venkateswara	4	4	4	
Udaipur	
Total	..	7	..	3	..	36	..	1	2	49	49	
D—Others (General Education)																		
<i>Institutions of National Importance</i>																		
Indian Institute of Technology, Kharagpur	14	2	14	2	16
Total	14	2	14	2	16

TABLE VIII—Number of Students belonging to Scheduled Castes and Scheduled Tribes in Universities and Colleges by Standard—Contd.
E—Agriculture

University	Pre-Professional		Intermediate		Graduate		Post-Graduate		Doctorate		Diploma/Certificate				Total		All Persons
											Post-Graduate		Under-Graduate				
	Boys	Girls	Boys	Girls	Boys	Girls	Boys	Girls	Boys	Girls	Boys	Girls	Boys	Girls	Boys	Girls	
1	2	3	4	5	6	7	8	9	10	11	12	13	14	15	16	17	18
Agra	300	..	33	333	..	333
Andhra Pradesh Agricultural	79	79	..	79
Annamalai	28	28	..	28
Banaras	3	..	6	9	..	9
Bhagalpur	8	8	..	8
Bihar*	2	..	2	..	2
Calcutta
Dibrugarh*
Gorakhpur	215	215	..	215
Gujarat . . .	3	6	9	..	9
Jammu and Kashmir	11	11	..	11
Jawaharlal Nehru Krishi Vishwavidya- laya	63	..	3	66	..	66
Kalyani	42	42	..	42
Kerala	4	4	..	4
Kurukshetra .	1	1	..	1

Madras	70	..	5	75	..	75	
Marathwada	8	8	..	8	
Nagpur	75	160	..	5	240	..	240	
Orissa University of Agri. & Technology	1	..	36	..	6	43	..	43	
Panjab	1	5	6	..	6	
Poona	33	..	9	42	..	42	
Punjab Agricultural	23	23	..	23	
Rajasthan	2	7	9	..	9	
Ranchi	15	15	..	15	
Sardar Patel	7	10	..	1	18	..	18	
Shivaji	8	8	..	8	
Udaipur	13	6	..	1	20	..	20	
University of Agri. Sciences	4	12	16	..	16	
U.P. Agricul.*	
Visva Bharati	11	11	..	11	
Total	126	..	36	..	1,114	..	63	2	..	1,341	..	1,341
<i>Institutions Deemed as Universities</i>																		
Indian Agricultural Research Institute	10	..	6	16	..	16	
GRAND TOTAL	126	..	36	..	1,106	..	73	..	6	2	..	1,357	..	1,357

*Information not available.

TABLE VIII—Number of Students belonging to Scheduled Castes and Scheduled Tribes in Universities and Colleges by Standard—contd.

F—Commerce

University	Pre-Professional		Intermediate		Graduate		Post-Gra.		Doctorate		Diploma/Certificate				Total		
											Post-Gra.		Under-Gra.				All Persons
	Boys	Girls	Boys	Girls	Boys	Girls	Boys	Girls	Boys	Girls	Boys	Girls	Boys	Girls	Boys	Girls	
1	2	3	4	5	6	7	8	9	10	11	12	13	14	15	16	17	18
Agra	425	..	75	500	..	500
Aligarh	1	1	..	1
Allahabad	80	..	15	95	..	95
Andhra Pradesh Agcl.																	
Andhra	104	104	..	104
Annamalai	14	14	..	14
Banaras	13	..	3	16	..	16
Bangalore	70	70	..	70
Baroda	15	8	23	..	23
Bhagalpur	5	10	15	..	15
Bihar*																	
Bombay	42	3	2	..	5	49	3	52
Burdwan	138	..	12	150	..	150
Calcutta	1,095	11	42	1	1,137	12	1,149
Delhi	17	17	..	17
Dibrugarh*																	
Gauhati	7	8	80	..	23	110	8	118
Gorakhpur	29	..	13	42	..	42
Gujarat	174	8	153	20	327	28	355
Indore	34	..	9	43	..	43
Jabalpur*																	

Not Available

25	Jiwaji	58	..	18	76	..	76
-1	Jodhpur*
M of E & SW/72	Karnatak	25	10	35	..	35
	Kerala	65	3	3	68	3	71
	Lucknow	17	17	..	17
	Madras	69	69	..	69
	Magadh	6	19	25	..	25
	Marathwada	309	1	..	406	1	32	747	2	749
	Mvsore	9	13	22	..	22
	Nagpur	1,353	2	..	815	..	28	2,196	2	2,198
	North Bengal	103	1	103	1	104
	Osmania	172	..	6	178	..	178
	Panjab	7	7	14	..	14
	Fatna	4	11	15	..	15
	Poona	100	93	1	9	202	1	203
	Punjabi*
	Rajasthan	41	91	..	2	137	..	137
	Ranchi	105	199	304	..	304
	Ravi Shankar	213	..	10	223	..	223
	Sardar Patel	3	1	..	1	5	..	5
	Saugar	105	..	3	108	..	108
	Shivaji	97	36	..	2	135	..	135
	Sri Venkateswara	25	25	..	25
	Udaipur	1	..	1	2	..	2
	Utkal	10	..	2	12	..	12
	Vikram*
	Total	2,263	19	42	5	4,812	37	314	1	7,431	60	7,491

*Information not available.

TABLE VIII—Number of Students belonging to Scheduled Castes and Scheduled Tribes in Universities and Colleges by Standard—Contd.

G—Education/Teachers, Training

University	Diploma/Certificate										Total		
	Graduate		Post-Graduate		Doctorate		Post-Graduate		Under-Graduate		Boys	Girls	All Persons
	Boys	Girls	Boys	Girls	Boys	Girls	Boys	Girls	Boys	Girls			
1	2	3	4	5	6	7	8	9	10	11	12	13	14
Agra	225	45	34	259	45	304
Aligarh	2	2	..	2
Andhra	17	5	17	5	22
Annamalai	10	10	..	10
Banaras	1	1	..	1
Bangalore	2	2	..	2
Baroda	1	1	..	1
Bihar*	2	2	..	2
Bombay	52	6	52	6	58
Delhi	1	1	..	1
Dibrugarh*
Gauhati	33	13	5	5	8	2	46	20	66
Gorakhpur	4	2	4	2	6
Gujarat	13	1	13	1	14
Jabalpur*
Jiwaji	1	1	..	1
Jodhpur*
Kalyani	2	3	2	3	5
Karnatak	1	1	..	1
Kerala	22	8	22	8	30
Lucknow	1	1	3	4	1	5
Madras	46	11	46	11	57
Marathwada	4	1	2	6	1	7
Mysore	2	2	..	2

Nagpur	31	1	31	1	32
North Bengal	14	1	14	1	15
Osmania	3	3	3	3	6
Panjab	68	11	1	69	11	80
Patna	1	1	..	1
Poona	13	2	5	1	12	4	30	7	37
Punjabi*
Rajasthan	23	1	23	1	24
Ranchi	17	31	17	31	48
Ravi Shankar	4	..	8	12	..	12
Sardar Patel	3	1	4	..	4
Shivaji	15	2	2	4	..	21	2	23
S.N.D.T. Women's	..	1	3	..	4	4
Sri Venkateswara	5	1	5	1	6
Utkal	4	2	4	2	6
Vikram*
Visva Bharati	2	2	..	2
Total	642	151	63	7	1	..	24	9	730	167	897	
<i>Institutions Deemed as Universities</i>														
Gujarat Vidyapeeth	8	8	..	8
Total	8	8	8	
GRAND TOTAL	650	151	63	7	1	..	24	9	738	167	905	

*Information not available.

TABLE VIII—Number of Students belonging to Scheduled Castes and Scheduled Tribes in Universities and Colleges by Standard—Contd.

H—Engineering and Technology

University	Civil								Chemical					
	Pre-Professional		Graduate		Post-Graduate		Doctorate		Graduate		Post Graduate		Doctorate	
	Boys	Girls	Boys	Girls	Boys	Girls	Boys	Girls	Boys	Girls	Boys	Girls	Boys	Girls
1	2	3	4	5	6	7	8	9	10	11	12	13	14	15
Aligarh	20
Annamalai	9	5
Bangalore	1
Baroda
Bihar	Not Available	
Bombay	3	1
Burdwan
Calcutta	18
Delhi
Dibrugarh	Not Available	
Gauhati	10	..	10
Gorakhpur	4
Gujarat
Indore
Jabalpur	Not Available	
Jadavpur	Not Available	
Jammu & Kashmir
Jiwaji	8
Jodhpur
Karnatak
Kerala	25	1	2
Kurukshetra
Madras
Marathwada	6
Nagpur	6
North Bengal	12
Osmania
Panjab	160	1
Patna

Poona	4
Punjab Agricultural
Punjabi								Not Available						
Rajasthan
Ranchi	8	6
Ravi Shankar	1
Roorkee	4	1
Sardar Patel	3
Saugar
Shivaji	2
Sri Venkateswara	10
Udaipur
U.P. Agricultural								Not Available						
Utkal	11
Varanaseya Sanskrit														
Vishwavidyalaya								Not Available						
Vikram								Not Available						
Total	171	1	158	1	2	19
<i>Institutions of National Importance</i>														
Indian Institute of Technology, N. Delhi	1
Indian Institute of Technology, Kanpur	1
Indian Institute of Technology, Kharagpur
Indian Institute of Technology, Madras	1
Indian Institute of Technology, Bombay	2	3
Total	5	3
<i>Institutions Deemed as Universities</i>														
Birla Institute of Technology	2	1
GRAND TOTAL	171	1	165	1	2	24

TABLE VIII—Number of Students belonging to Scheduled Castes and Scheduled Tribes in Universities and Colleges by Standard—Contd.

H—Engineering and Technology—contd.

University	Electrical						Mechanical					
	Graduate		Post Graduate		Doctorate		Graduate		Post-Graduate		Doctorate	
	Boys	Girls	Boys	Girls	Boys	Girls	Boys	Girls	Boys	Girls	Boys	Girls
1	16	17	18	19	20	21	22	23	24	25	26	27
Aligarh	15	11
Annamalai	2	1
Bangalore
Baroda
Bihar
Bombay	2	5
Burdwan	2
Calcutta	2	4
Delhi	38
Dibrugarh
Gauhati	4	2
Gorakhpur	3
Gujarat
Indore	1	1
Jabalpur	Not Available			
Jadavpur	Not Available			
Jammu & Kashmir
Jiwaji
Jodhpur
Karnatak
Kerala	10	1	12	1	1
Kurukshetra
Madras
Marathwada	2	1
Nagpur
North Bengal	36	10

Osmania
Panjab
Patna
Poona	2	2
Punjab Agricultural
Punjabi	..	Not Available											
Rajasthan
Ranchi	10	15
Ravi Shankar	3	3
Roorkee	1	1	5
Sardar Patel	1	1
Saugar
Shivaji	4
Sri Venkateswara	13	9
Udaipur
U.P. Agricultural	..	Not Available											
Utkal	14	12
Vikram	..	Not Available											
Total	163	2	94	1	1
<i>Institutions of National Importance</i>													
Indian Institute of Technology, N. Delhi	1	2
Indian Institute of Technology, Kanpur	1
Indian Institute of Technology, Kharagpur	1	5
Indian Institute of Technology, Madras	1	1
Indian Institute of Technology, Bombay	3	2
Total	6	11
<i>Institutions Deemed as Universities</i>													
Birla Institute of Technology	6	4
GRAND TOTAL	175	2	109	1	1

TABLE VIII—Number of Students belonging to Scheduled Castes and Scheduled Tribes in Universities and Colleges by Standard—Contd.

H—Engineering and Technology—contd.

University	Telecommunication						Agricultural Engg.					
	Graduate		Post-Graduate		Doctorate		Graduate		Post-Graduate		Doctorate	
	Boys	Girls	Boys	Girls	Boys	Girls	Boys	Girls	Boys	Girls	Boys	Girls
1	28	29	30	31	32	33	34	35	36	37	38	39
Aligarh
Andhra
Annamalai
Bangalore
Baroda	1
Bihar	Not Available	
Bombay	33
Burdwan	1
Calcutta	9
Delhi
Dibrugarh	Not Available	
Gauhati
Gorakhpur
Gujarat
Gujarat Ayurvedic
Indore
Jabalpur	Not Available	
Jadavpur	Not Available	
Jammu and Kashmir
Jiwaji
Jodhpur	Not Available	
Karnatak
Kerala
Kurukshetra
Madras
Marathwada
Nagpur
North Bengal

Osmania
Panjab
Patna
Poona	1
Punjab Agricultural
Punjabi	..	Not Available	
Rajasthan
Ranchi
Ravi Shankar
Roorkee
Sardar Patel
Saugar
Shivaji
Sri Venkateswara
Udaipur
U.P. Agricultural	..	Not Available	
Utkal
Vikram	..	Not Available	
Total	1	44

Institutions of National Importance

Indian Institute of Technology, N. Delhi
Indian Institute of Technology, Kanpur
Indian Institute of Technology, Kharagpur
Indian Institute of Technology, Madras
Indian Institute of Technology, Bombay
Total

Institutions Deemed as Universities

Birla Institute of Technology	1
GRAND TOTAL	1	..	1	44

26-1 M of E&SW/72

TABLE VIII—Number of Students belonging to Scheduled Castes and Scheduled Tribes in Universities and Colleges by Standard—Contd.

H—Engineering and Technology—Contd.

University	Combined Engg. Courses						Other Courses of Engg. & Technology					
	Graduate		Post-Graduate		Doctorate		Graduate		Post-Graduate		Doctorate	
	Boys	Girls	Boys	Girls	Boys	Girls	Boys	Girls	Boys	Girls	Boys	Girls
1	40	41	42	43	44	45	46	47	48	49	50	51
Aligarh
Andhra	82
Annamalai	5
Banaras	12	4
Bangalore	15	3
Baroda	14
Bihar	Not Available					
Bombay	10
Burdwan	24	5	2
Calcutta	12
Delhi
Dibrugarh	Not Available					
Gauhati	7
Gorakhpur
Gujarat	16
Indore
Jabalpur
Jodhpur
Jammu & Kashmir
Jodhpur
K. C. College
K. J. Somaiya
K. L. Mehta
K. P. Mehta
K. S. Mehta
K. V. Mehta
K. V. Somaiya
K. V. Somaiya
K. V. Somaiya

Osmania	145	1
Panjab	46	3	..	1
Patna	27
Poona	38	1
Punjab Agricultural	6
Punjabi	..	Not Available					
Rajasthan	11
Ranchi	42
Ravi Shankar	27	3	..	1
Roorkee	1
Sardar Patel
Saugar	3
Shivaji	9
Sri Venkateswara	49
Udaipur
U.P. Agricultural	..	Not Available					
Utkal	27
Vikram	..	Not Available					
Total	994	5	67	2	2

Institutions of National Importance

Indian Institute of Technology, New Delhi
Indian Institute of Technology, Kanpur	1
Indian Institute of Technology, Kharagpur
Indian Institute of Technology, Madras
Indian Institute of Technology, Bombay	2
Total	3

Institutions Deemed as Universities

Birla Institute of Technology
GRAND TOTAL	994	5	70	2	2

TABLE VIII—Number of Students belonging to Scheduled Castes and Scheduled Tribes in Universities and Colleges by Standard—Contd.

H—Engineering and Technology—contd.

University	Diploma/Certificate				Total		
	Post-Graduate		Under-Graduate		Boys	Girls	All Persons
	Boys	Girls	Boys	Girls			
1	52	53	54	55	56	57	58
Aligarh	46	..	46
Andhra	82	..	82
Annamalai	22	..	22
Banaras	16	..	16
Bangalore	1	..	20	..	20
Baroda	24	..	39	..	39
Bihar
Bombay	54	..	54
Burdwan	29	2	31
Calcutta	37	..	37
Delhi	47	..	47
Dibrugarh
Gauhati	33	..	33
Gorakhpur	7	..	7
Gujarat	45	1	47
Indore	8	..	8
Jabalpur
Jadavpur
Jammu & Kashmir	11	..	11
Jiwaji	8	..	8
Jodhpur
Karnatak	12	..	12
Kerala	118	7	125
Kurukshetra	23	..	23
Madras	203	..	203
Marathwada	20	..	20
Nagpur	55	..	55
North Bengal	58	..	58

Osmania	146	..	146
Panjab	210	1	211
Patna	5	32	..	32
Poona	48	..	48
Punjab Agricultural	6	..	6
Punjabi	Not Available
Rajasthan	11	..	11
Ranchi	81	..	81
Ravi Shankar	38	..	38
Roorkee	12	1	13
Sardar Patel	5	..	5
Saugar	3	..	3
Shivaji	15	..	15
Sri Venkateswara	81	..	81
Udaipur	6	6	..	6
U.P. Agricultural	Not Available
Utkal	64	..	64
Vikram	Not Available
Total	11	..	25	..	1,752	12	1,764

Institutions of National Importance

Indian Institute of Technology, New Delhi	4	..	4
Indian Institute of Technology, Kanpur	3	..	3
Indian Institute of Technology, Kharagpur	7	..	7
Indian Institute of Technology, Madras	3	..	3
Indian Institute of Technology, Bombay	12	..	12
Total	29	..	29

Institutions Deemed as Universities

Birla Institute of Technology	14	..	14
GRAND TOTAL	11	..	25	..	1,795	12	1,807

TABLE VIII—Number of Students belonging to Scheduled Castes and Scheduled Tribes in Universities and Colleges by Standard—Contd.

I—Law

University	Diploma/Certificate												Total		All Persons
	Graduate		Post-Graduate		Doctorate		Post-Graduate		Under-Graduate		Boys	Girls			
	Boys	Girls	Boys	Girls	Boys	Girls	Boys	Girls	Boys	Girls					
1	2	3	4	5	6	7	8	9	10	11	12	13	14		
Aligarh	9	9	..	9	
Allahabad	189	4	189	4	193	
Banaras	5	5	..	5	
Bangalore	39	2	39	2	41	
Baroda	2	3	5	..	5	
Bhagalpur	28	28	..	28	
Bihar	Not Available														
Bombay	141	..	34	175	..	175	
Calcutta	145	3	145	3	148	
Delhi	32	..	1	33	..	33	
Gauhati	323	323	..	323	
Gorakhpur	59	59	..	59	
Gujarat	131	3	1	132	3	135	
Indore	10	10	..	10	

Jabalpur			Not Available												
Jiwaji	32	..	3	35	..	35
Jodhpur			Not Available												
Karnatak	25	25	..	25
Kerala	40	5	2	42	5	47
Madras	27	27	..	27
Magadh	56	56	..	56
Marathwada	42	..	2	44	..	44
Mysore	6	6	..	6
Nagpur	74	..	1	75	..	75
Osmania	6	..	1	7	..	7
Panjab	53	1	1	54	1	55
Patna	34	..	3	37	..	37
Poona	55	..	5	60	..	60
Punjabi			Not Available												
Rajasthan	19	19	..	19
Ranchi	161	161	..	161
Ravi Shankar	23	23	..	23
Saugar	18	18	..	18
Shivaji	25	25	..	25
Udaipur	4	4	..	4
Utkal	9	9	..	9
Vikram			Not Available												
TOTAL	1,822	18	53	4	1,879	18	1,897

TABLE VIII—Number of Students belonging to Scheduled Castes and Scheduled Tribes in Universities and Colleges by Standard—Contd.

J (a)—Medicine—Allopathy

University	Diploma/Certificate														All Persons
	Pre-Professional		Graduate		Post-Graduate		Doctorate		Post-Graduate		Under-Graduate		Total		
	Boys	Girls	Boys	Girls	Boys	Girls	Boys	Girls	Boys	Girls	Boys	Girls	Boys	Girls	
1	2	3	4	5	6	7	8	9	10	11	12	13	14	15	16
Aligarh .	2	1	6	1	8	2	10
Andhra	251	83	251	83	334
Banaras	1	1	..	1
Bangalore .	49	23	109	55	4	162	78	240
Baroda .	3	..	3	1	6	1	7
Bihar .	Not Available														
Bombay	74	16	5	2	79	18	97
Calcutta .	12	1	85	8	2	99	9	108
Delhi .	..	2	10	71	10	73	83
Dibrugarh .	Not Available														
Gauhati .	12	6	52	9	64	15	79
Gujarat	38	3	38	3	41
Indore	24	4	2	26	4	30
Jabalpur .	Not Available														
Karnatak	72	5	72	5	77
Kerala .	5	2	79	19	84	21	105
Madras	217	67	4	2	221	69	290
Marathwada	35	35	..	35
Mysore .	3	1	2	1	5	2	7

Nagpur	66	9	66	9	75
Osmania	132	52	132	52	184
Panjab	67	8	67	8	75
Patna	5	1	5	1	6
Poona	30	4	30	4	34
Punjabi	Not Available	
Rajasthan	33	1	33	1	34
Ranchi	19	19	..	19
Ravi Shankar	9	1	9	1	10
Shivaji	13	13	..	13
Sri Venka- teswara	93	14	93	14	107
Utkal	27	5	27	5	32
Vikram	Not Available	
Total	153	44	1,484	430	12	2	6	2	1,655	478	2,133
<i>Institutions of National Importance</i>															
All India Institute of Medical Sciences	3	3	..	3
Total	3	3	..	3
GRAND TOTAL	153	44	1,487	430	12	2	6	2	1,658	478	2,136

TABLE VIII—Number of Students belonging to Scheduled Castes and Scheduled Tribes in Universities and Colleges by Standard—Contd.

J (b)—Medicine—Ayurvedic

University	Diploma/Certificate												All Persons
	Graduate		Post-Graduate		Doctorate		Post-Graduate		Under-Graduate		Total		
	Boys	Girls	Boys	Girls	Boys	Girls	Boys	Girls	Boys	Girls	Boys	Girls	
1	2	3	4	5	6	7	8	9	10	11	12	13	14
Indore	4	4	..	4
Jammu & Kashmir	3	1	3	1	4
Nagpur	1	1	..	1
Ravi Shankar	15	15	..	15
Varanaseya Sanskrit Vishwa- vidyalaya	Not Available												
Total	23	1	23	1	24

200

J (c)—Medicine—Unani Tibbia

Aligarh	2	2	..	2
Total	2	2	..	2

J (d)—Medicine—Dentistry—contd.

University	Pre-Professional		Graduate		Post-Graduate		Doctorate		Diploma/Certificate				Total		Ali Per- sons
	Boys	Girls	Boys	Girls	Boys	Girls	Boys	Girls	Post-Graduate		Under-Graduate		Boys	Girls	
									Boys	Girls	Boys	Girls			
1	2	3	4	5	6	7	8	9	10	11	12	13	14	15	16
Bombay	1	1	..	1
Calcutta	3	1	1	..	3	1	4
Kerala	5	2	5	2	7
Madras	17	17	..	17
Osmania	1	1	..	1
Panjab	8	1	8	1	9
Punjabi
	Not Available														
Total	1	..	34	4	1	..	35	4	39

J (e)—Medicine—Nursing

Delhi	..	1	1	1
Madras	..	2	2	2
Osmania	..	8	8	8
SNDT	..	4	4	4
Total	..	15	15	15

J (f)—Medicine—Pharmacy

Madras	..	34	34	34
Panjab	..	2	2	2
Total	..	36	36	36

TABLE VIII—Number of Students belonging to Scheduled Castes and Scheduled Tribes in Universities and Colleges by Standard—Contd.

K—Veterinary Science

University	Pre-Professional		Graduate		Post-Graduate		Doctorate		Diploma/Certificate				Total		All Persons
									Post-Graduate		Under-Graduate				
	Boys	Girls	Boys	Girls	Boys	Girls	Boys	Girls	Boys	Girls	Boys	Girls	Boys	Girls	
1	2	3	4	5	6	7	8	9	10	11	12	13	14	15	16
Agra	33	..	33	66	..	66
Andhra Pradesh Agricultural	5	5	..	5
Bombay	7	7	..	7
Calcutta	17	17	..	17
Gauhati	21	..	87	108	..	108
Jawaharlal Nehru Krishi Vishwavidyalaya	2	2	..	2
Kerala	4	1	4	1	5
Madras	10	10	..	10
Magadh	3	3	..	3
Nagpur	2	2	..	2
Orissa University of Agri. and Technology	9	9	..	9
Punjab Agricultural	1	12	..	13	..	13
Sardar Patel	3	3	..	3
Udaipur	9	9	..	9
Univ. of Agricultural Sciences	1	..	1	2	..	2
U.P. Agricultural	Not Available														
Total	22	..	193	1	33	12	..	260	1	261

TABLE VIII—Number of Students belonging to Scheduled Castes and Scheduled Tribes in Universities and Colleges by Standard—Contd.

L (a)—Fine Arts—Music and Dancing

University	Pre-Profes- sional		Intermediate		Graduate		Post-Gra- duate		Doctorate		Diploma/Certificate				Total		All Persons	
	Boys	Girls	Boys	Girls	Boys	Girls	Boys	Girls	Boys	Girls	Post-Gra- duate		Under-Gra- duate		Boys	Girls		
											Boys	Girls	Boys	Girls				
1	2	3	4	5	6	7	8	9	10	11	12	13	14	15	16	17	18	
Andhra	1	..	1	..	1
Baroda	1	4	1	5	1	6
Indira Kala Sangeet	Not Available																	
Rabindra Bharati	1	1	2	2	2
Visva Bharati	1	..	1	..	1
Total	1	1	1	6	1	7	3	10	

L (b)—Fine Arts—Others

Banaras	2	2	..	2
Baroda	1	4	..	5	..	5
Visva Bharati	3	..	3	..	3
Total	3	7	..	10	..	10

TABLE VIII—Number of Students belonging to Scheduled Castes and Scheduled Tribes in Universities and Colleges by Standard—Contd.

M—Physical Education

University	Pre-Professional		Graduate		Post-Graduate		Doctorate		Diploma/Certificate				Total		All Persons	
	Boys	Girls	Boys	Girls	Boys	Girls	Boys	Girls	Post-Graduate		Under-Graduate		Boys	Girls		
									Boys	Girls	Boys	Girls				
1	2	3	4	5	6	7	8	9	10	11	12	13	14	15	16	
Aligarh	2	2	2	2	4
Baroda	1	1	..	1
Nagpur	4	..	1	5	..	5
Shivaji	1	1	..	1
Vikram	Not Available			
Total	2	2	6	..	1	9	2	11

N—Library Science

Jiwaji	1	1	..	1
Madras	2	2	..	2
Osmania	1	1	..	1
Total	3	1	4	..	4

O—Other Miscellaneous Professional Education

Baroda	2	2	..	2
Delhi	4	4	..	4
Gujarat	1	1	..	1
Nagpur	15	..	43	34	..	58	34	92
Osmania	1	6	7	..	7

Udaipur	2	..	2	2	..	6	..	6
Visva Bharati	2	2	..	2
Total	4	..	9	21	..	46	34	80	34	114

*Institutions Deem-
ed as Universities*

Tata Institute of Social Sciences	1	1	..	1
GRAND TOTAL	4	..	10	21	..	46	34	81	34	115

P—Other Educations—Oriental Studies

Andhra	12	3	12	3	15
Madras	18	15	18	15	33
Sri Venkateswara	7	4	2	11	2	13
Total	25	15	16	5	41	20	61

TABLE IX-A—Enrolment in Post-Graduate Arts Subjects in University Teaching Departments and Colleges

University	Anthropology		Economics		English		Geography		Hindi		History	
	Boys	Girls	Boys	Girls	Boys	Girls	Boys	Girls	Boys	Girls	Boys	Girls
1	2	3	4	5	6	7	8	9	10	11	12	13
Agra	2,574	409	1,417	427	1,074	69	965	420	292	147
Aligarh Muslim**
Allahabad	100	34	119	27	119	72	283	138
Andhra	166	22	60	40	7	5	14	9
Annamalai	46	9	11	3	9	1
Banaras Hindu	69	15	78	21	42	24	31	30	20	12
Bangalore	45	37	15	19	25	40
Baroda	21	9	15	10	15	3	16	10	18	4
Bhagalpur**
Bihar**
Bombay	140	38	25	15	5	8	89	36
Burdwan**
Calcutta	186	46	189	123	27	69	280	354
Delhi	154	76	129	111	..	7	198	317	89	72
Dibrugarh	63	13	24	5
Gauhati	167	27	151	39	97	24
Gorakhpur	150	6	102	7	140	4	27	3	43	11
Gujarat**
Indore	103	21	54	20	72	22	92	30
Jabalpur**
Jadavpur	49	47	68	66	52	73
Jammu & Kashmir
Jiwaji**
Jodhpur	68	16	26	5	20	..	62	23	49	5
Kalyani	17	11	13	2
Karnatak	68	2	39	6	42	6	23	1
Kerala	215	95	250	148	67	91	99	56
Kurukshetra	35	22	27	26	13	12	10	4
Lucknow	100	11	38	63	111	115	47	44
Madras	302	93	78	56	10	18	72	31
Magadh	88	5	61	52	11	45	1

Marathwada	93	4	47	3	13	4	20	5		
Mysore**		
Nagpur	111	25	44	24	17	10	11	19	39	13		
North Bengal	58	23	44	17	29	19		
Osmania	43	23	13	22	10	6	23	27	16	7		
Panjab	191	111	198	145	70	52	56	85	59	72		
Patna	113	26	108	32	54	11	83	52	181	32		
Poona	101	23	31	10	20	1	11	21	33	13		
Punjabi	61	17	46	23	3	13	32	25		
Rabindra Bharati		
Rajasthan	168	68	76	49	36	3	78	69	60	38		
Ranchi**		
Ravi Sankar	144	12	139	25	18	2	65	22	36	13		
Roorkee		
Sardar Patel	37	5	16	4	33	12	13	4		
Saugar	3	..	270	17	265	22	29	3	126	20	27	5
Shivaji	141	9	67	18	6	4	39	10	40	2		
S.N.D.T. Women's	13		
Sri Venkateswara	35	9	23	10	5	10	17	2		
Udaipur**		
Utkal	5	7	193	41	118	25	112	20		
Vikram	410	30	190	34	73	12	200	28	105	24		
Visva Bharati	19	6	3	7	2	..	11	10		
Total	16	7	7,014	1,479	4,374	1,711	1,758	264	2,557	1,611	2,602	1,402
<i>Institutions Deemed as Universities—</i>												
Birla Institute of Technology	2	2	4	3		
Gujarat Vidyapeeth**		
Gurukul Kangri Vishwavidyalaya	16	13	..	16	..		
Jamia Millia Islamia**		
Kashi Vidyapith**		
Total	2	..	16	2	17	3	16	..
GRAND TOTAL	16	7	7,016	1,479	4,390	1,713	1,758	264	2,574	1,614	2,618	1,402

*Subject-wise break up is not available.

TABLE IX-A—Enrolment in Post-Graduate Arts Subjects in University Teaching Departments and Colleges—Contd.

University	Linguistics		Other Indian Languages		European Languages		Mathematics		Philosophy		Political Sc.	
	Boys	Girls	Boys	Girls	Boys	Girls	Boys	Girls	Boys	Girls	Boys	Girls
1	14	15	16	17	18	19	20	21	22	23	24	25
Agra	11	3	286	4	74	29	1,011	553
Aligarh Muslim**
Allahabad	5	26	..	60	31	112	22
Andhra	14	13	41	5	6	..	37	11
Annamalai	8	2	12	2	4	4
Banaras Hindu	1	10	..	12	15	16	19
Bangalore	11	2
Baroda	48	35	3	2	5	5
Bhagalpur**
Bihar**
Bombay	51	25	253	160	..	2	8	9	45	37	170	38
Burdwan**
Calcutta	231	505	3	2	106	226	151	110
Delhi	26	19	122	71	37	53	97	55
Dibrugarh
Gauhati	132	73	35	37	158	42
Gorakhpur	13	..	6	1	54	7
Gujarat**
Indore	19	8	3	..	8	9	182	47
Jabalpur**
Jadavpur	33	97	21	80
Jammu & Kashmir
Jiwaji**
Jodhpur	8	..	124	12
Kalyani
Karnatak	37	7	26	5	3	1	32	..
Kerala	6	5	118	51	5	10	70	14
Kurukshetra	13	1	4	5	26	17
Lucknow	25	6	5	10	103	62

Madras	67	71	32	3	39	8
Magadh	51	10	100	13
Marathwada	18	11	35	4
Mysore**
Nagpur	20	42	8	4	71	26
North Bengal	26	42	45	33
Osmania	6	4	17	25	20	3	14	14	23	16
Panjab.	45	48	179	60	2	15	109	92
Patna	30	25	71	57	114	25
Poona	7	2	52	38	5	3	9	6	31	16
Punjabi	47	14	1	5	11	9
Rabindra Bharati	19	71
Rajasthan	2	3	4	12	110	72
Ranchi**
Ravi Shankar	3	3	1	111	28
Sardar Patel	11	1	2	1	7	..	6	1
Saugar	3	2	3	216	47
Shivaji	47	26	1	2	36	2
S.N.D.T. Women's	24	7
Sri Venkateswara	16	7	7	7
Udaipur**
Utkal	45	17	4	5	39	22	198	39
Vikram	1	5	21	1	8	..	201	40
Visva Bharati	12	21
Total	108	44	1,401	1,439	29	9	770	171	711	739	3,804	1,492
<i>Institutions Deemed as Universities—</i>												
Birla Institute of Technology	3	..
Gujarat Vidyapeeth**
Gurukul Kangri Vishwavidyalaya
Jamia Millia Islamia**
Kashi Vidyapith**
Total	3	..
GRAND TOTAL	108	44	1,401	1,439	29	9	770	171	711	739	3,807	1,492

**Subject-wise break up is not available.

TABLE IX-A—Enrolment in Post-Graduate Arts Subjects in University Teaching Departments and Colleges—Contd.

University	Psychology		Sanskrit		Sociology		Statistics		Urdu		Others		Total	
	Boys	Girls	Boys	Girls	Boys	Girls	Boys	Girls	Boys	Girls	Boys	Girls	Boys	Girls
1	26	27	28	29	30	31	32	33	34	35	36	37	38	39
Agra	326	392	196	139	1,014	271	35	..	139	76	9,414	2,939
Aligarh Muslim**	183	90	183	90
Allahabad	15	24	31	30	11	15	6	..	887	393
Andhra	3	1	39	11	13	..	398	119
Annamalai	17	3	2	..	22	3	3	133	28
Banaras Hindu	21	31	10	25	25	46	17	16	352	254
Bangalore	22	30	118	128
Baroda	3	4	4	1	6	11	154	94
Bhagalpur**	780	58	780	58
Bihar**	1,872	163	1,872	163
Bombay	12	35	1	11	40	93	13	10	852	517
Burdwan**	439	174	439	174
Calcutta	41	145	15	4	50	56	1,279	1,640
Delhi	50	34	29	125	6	13	22	3	25	8	1	..	985	964
Dibrugarh	3	7	90	25
Gauhati	25	3	765	245
Gorakhpur	45	15	8	1	91	7	5	684	62
Gujarat**	2,551	686	2,551	686
Indore	16	6	45	20	35	3	629	186
Jabalpur**	695	237	695	237
Jadavpur	39	77	29	68	291	508
Jammu & Kashmir	159	206	159	206
Jiwaji**	820	29	820	29
Jodhpur	18	7	33	3	408	71
Kalyani	30	13
Karnatak	3	1	38	3	7	..	27	3	345	35
Kerala	8	14	13	5	17	39	55	..	923	528
Kurukshetra	5	19	133	106
Lucknow	18	40	42	63	103	84	9	5	132	127	733	630
Madras	7	12	10	10	85	53	702	355
Magadh	6	2	15	..	418	42
Marathwada	2	1	228	32

Mysore**	311	100	311	100
Nagpur	25	24	2	18	55	14	1	2	34	5	438	226
North Bengal	202	134
Osmania	10	12	2	7	3	17	21	23	71	30	292	236
Panjab.	11	48	11	37	12	45	30	58	973	868
Patna	43	31	10	21	100	51	41	13	86	5	1,034	391
Poona	15	26	13	8	6	12	2	14	4	348	185
Punjabi	201	106
Rabindra Bharati	19	71
Rajasthan	18	32	62	42	6	61	21	681	409
Ranchi**	475	139	475	139
Ravi Shankar	8	1	9	12	33	2	..	2	577	120
Sardar Patel	3	5	7	3	12	1	147	37
Saugar.	8	1	7	11	3	3	5	1	965	132
Shivaji	9	5	3	3	389	81
S.N.D.T. Women's	11	..	68	123
Sri Venkateswara	7	9	3	1	113	55
Udaipur**	144	45	144	45
Utkal	18	9	9	6	4	745	191
Vikram	20	17	271	61	14	3	22	15	1,536	270
Visva Bharati	1	10	13	22	61	76
Total	685	773	607	873	2,060	937	28	8	186	76	9,391	2,517	38,101	15,552
<i>Institutions Deemed as Universities</i>														
Birla Inst of Tech.	1	9	6
Gujarat
Vidyapeeth**	34	3	34	3
Gurukul Kangri	7	10	..	2	..	64	..
Vishwavidyalaya
Jamia Millia	11	5	11	5
Islamia**
Kashi Vidyapith**	882	59	882	59
Total	7	1	10	..	929	67	1,000	73
GRAND TOTAL	685	773	614	874	2,060	937	28	8	196	76	10,320	2,584	39,101	15,625

**Subject-wise breakup is not available.

TABLE IX-B—Enrolment in Post-Graduate Science Subjects in University Teaching Departments and Colleges

University	Mathematics		Physics		Chemistry		Botany		Zoology		Anthropology		Geology	
	B	G	B	G	B	G	B	G	B	G	B	G	B	G
1	2	3	4	5	6	7	8	9	10	11	12	13	14	15
Agra	1,103	18	684	20	685	65	289	59	237	85
Aligarh Muslim**
Allahabad	130	3	86	5	63	8	19	17	21	12
Andhra Pradesh
Agricultural
Andhra	88	4	49	2	23	18	20	19	35	..
Annamalai	36	9	45	4	27	4	31	5	24	10	21	..
Banaras Hindu	55	2	54	9	75	7	37	10	25	23	36	..
Bangalore	62	19	52	25	54	12	15	20	15	26	35	..
Baroda	18	4	24	4	41	5	17	4	26	9	21	..
Bhagalpur**
Bihar**
Bombay	94	16	66	11	203	61	35	25	18	24	8	..
Burdwan**
Calcutta	198	46	77	11	53	16	11	23	16	4	7	12	27	5
Delhi	43	3	75	17	37	8	2	16	6	15	8	15
Dibrugarh
Gauhati	92	11	48	7	30	10	29	18	15	8	22	6	29	1
Gorakhpur	78	2	52	1	91	4	59	7	56	7
Gujarat	194	7	104	4	347	51	19	7	16	4	4	..
Indira Kala Sangeet
Indore	59	7	47	3	60	11	14	14	12	13
Jabalpur**
Jadavpur	121	25	29	12	28	11	32	2
Jammu & Kashmir**
Jawaharlal Nehru Krishi Vishwavidyalaya
Jiwaji**
Jodhpur	54	..	44	..	39	3	13	7	12	3
Kalyani	7	..	18	6	14	8	18	8
Karnatak	65	4	66	3	108	4	27	11	40	11	53	..

Kerala	201	135	139	61	163	85	37	78	84	68	10	..
Kurukshetra	32	9	24	4	50	2
Lucknow	128	5	89	5	83	20	16	15	11	15	37	1
Madras	226	89	170	14	230	43	69	41	100	71	54	..
Magadh	72	1
Marathwada	44	..	11	1	33	2	13	3	22	8
Mysore**
Nagpur	54	3	77	9	67	6	20	20	31	15	33	1
North Bengal	43	12	27	2	32	3
Orissa University of Agri. & Technology
Osmania	24	3	36	14	31	25	26	24	29	27	47	..
Panjab	40	7	41	2	10	9	10	16	12	10	11	..
Patna	104	6	54	6	70	7	19	18	17	21	39	1
Poona	26	5	51	7	100	17	20	13	15	5	6	1	24	..
Punjab Agricultural Punjabi	30	8	75	..	49
Rabindra Bharati
Rajasthan	58	8	58	10	63	20	29	21	17	8	34	..
Ranchi**
Ravi Shanker	13	3	50	2	50	12	19	4	14	12	4	..
Roorkee**
Sardar Patel	12	..	50	1	65	2	25	3
Saugar	115	1	74	2	159	12	76	15	56	13	5
Shivaji	21	..	35	..	40	3	13	3	20	3
S.N.D.T. Women's
Sri Venkateswara	24	5	34	6	47	1	23	11	27	2	25	..
Udaipur**
University of Agri. Sciences
Utkal	138	9	42	11	71	11	18	14	9	6	8	..	28	..
Varanaseya Sanskrit Vishwavidyalaya
Vikram	43	5	104	6	125	19	50	9	45	17	42	..
Visva Bharati	36	2
Total	3,846	485	2,888	308	3,577	580	1,137	570	1,084	588	68	44	689	11

**Subject-wise break up is not available.

TABLE IX-B—Enrolment in Post Graduate Science Subjects in University Teaching Departments and Colleges—Contd.

1	2	3	4	5	6	7	8	9	10	11	12	13	14	15
<i>Institutions of National Importance</i>														
All India Institute of Medical Sciences
Hindi Sahitya Sammelan
Indian Institute of Technology, New Delhi	14	2	9	2
Indian Institute of Technology, Kanpur**	Not Available													
Indian Institute of Technology, Kharagpur	..	1	10	3
Indian Institute of Technology, Madras	12	2	14	..	12
Indian Institute of Technology, Bombay	11	2	9	14	..
Indian Statistical Institute
Total	12	3	49	7	30	2	14	..
<i>Institutions Deemed as Universities</i>														
Birla Inst. of Technology	4	..	28	3	29	3	19	15	22	11
Gujarat Vidyapeeth
Gurukul Kangri Vishwavidyalaya	8
Indian Agricultural Research Institute
Indian Inst. of Science	4	1	22	4	49	3
Indian School of International Studies
Jamia Millia Islamia
Kashi Vidyapith
Tata Institute of Social Sciences
Total	16	1	50	7	78	6	19	15	22	11
GRAND TOTAL	3,874	489	2,987	322	3,685	588	1,156	585	1,106	599	68	44	703	11

**Subject-wise break up is not available.

TABLE IX-B—Enrolment in Post-Graduate Science Subjects in University Teaching Departments and Colleges—Contd.

University	Statistics		Bio-Chemistry		Geo. Physics		Meteorology		Geography		Microbiology		Others		Total	
	B	G	B	G	B	G	B	G	B	G	B	G	B	G	B	G
1	16	17	18	19	20	21	22	23	24	25	26	27	28	29	30	31
Agra	104	3,102	247
Aligarh Muslim**	322	46	322	46
Allahabad	319	45
Andhra Pradesh
Agricultural
Andhra
Annamalai	28	215	43
Banaras Hindu	19	1	31	6	2	13	1	243	35
Bangalore	351	55
Baroda	14	8	28	8	3	..	15	5	233	102
Bhagalpur**	207	47
Bihar**	160	5
Bombay	45	9	39	40	251	19	251	19
Burdwan**	10	8	518	194
Calcutta	36	6	18	53	216	35	216	35
Delhi	110	133	553	309
Dibrugarh	23	3	194	77
Gauhati	24	2	34	3
Gorakhpur	323	66
Gujarat	74	5	336	21
Indira Kala Sangeet	15	..	4	..	777	78
Indore
Jabalpur**	192	48
Jadavpur	210	54	210	54
Jammu & Kashmir**	210	50
Jawaharlal Nehru Krishi Vishwavidyalaya	176	45	176	45
Jiwaji**	265	41	265	41
Jodhpur	162	13
Kalyani	57	22
Kameshwar Singh Darbhanga
Karnatak	14	1	22	1	395	35

**Subject wise break up is not available.

TABLE IX-B—Enrolment in Post-Graduate Science Subjects in University Teaching Departments and Colleges—Contd.

	1	16	17	18	19	20	21	22	23	24	25	26	27	28	29	30	31
Kerala		39	24	18	11	691	462
Kurukshetra		106	15
Lucknow		17	..	15	6	396	67
Madras		53	9	9	10	911	277
Magadh		50	122	1
Marathwada		123	14
Mysore**		193	37	193	37
Nagpur		10	4	292	58
North Bengal		16	8	118	25
Orissa University of Agri. & Technology	
Osmania		16	1	8	..	217	94
Panjab		24	1	148	45
Patna		47	350	59
Poona		29	5	8	4	8	4	287	61
Punjab Agricultural Punjabi	
Rabindra Bharati	
Rajasthan		24	1	283	68
Ranchi**		158	19	158	19
Ravi Shankar		150	33
Roorkee**		77	8	77	8
Sardar Patel		12	1	164	7
Saugar		23	3	..	511	43
Shivaji		129	9
S.N.D.T. Women's	
Sri Venkateswara		24	1	204	26
Udaipur**		70	8	70	8
University of Agricultural Sciences	
U.P. Agricultural	
Utkal		34	2	348	53
Varanaseya Sanskrit Vishwavidyalaya	
Vikram		17	1	426	57
Visva Bharati		36	2
Total		680	81	90	58	31	189	81	30	5	2,342	477	16,651	3,288

Institutions of National Importance

All India Institute of Medical Sciences	
Hindi Sahitya Sammelan	
Indian Institute of Technology, New Delhi	23	4	
Indian Institute of Technology, Kanpur**	38	4	38	4
Indian Institute of Technology, Kharagpur	10	4	
Indian Institute of Technology, Madras	38	2	
Indian Institute of Technology, Bombay	34	2	
Indian Statistical Institute	51	6	51	6	
Post-Graduate Institute of Research in Medicine	
Total	51	6	38	4	194	22

Institutions Deemed as Universities

Birla Institute of Technology	102	32	
Gujarat Vidyapeeth	
Gurukul Kangri Vishwavidyalaya	8	1	
Indian Agricultural Research Institute	
Indian Institute of Science	34	6	20	7	129	21
Indian School of International Studies	
Jamia Millia Islamia	
Kashi Vidyapith	
Tata Institute of Social Science	
Total	34	6	20	7	239	53
GRAND TOTAL	731	87	124	64	31	189	81	30	5	2,400	488	17,084	3,363	

**Subject-wise break up is not available.

TABLE X-A—Intake to Professional First Degree Courses in University Teaching Departments and Colleges

University	Engineering and Technology											
	Agriculture		Commerce		Education		Civil		Chemical		Electrical	
	University Teaching Departments	Colleges	University Teaching Departments	Colleges	University Teaching Departments	Colleges	University Teaching Departments	Colleges	University Teaching Departments	Colleges	University Teaching Departments	Colleges
1	2	3	4	5	6	7	8	9	10	11	12	13
Agra	2,549	..	3,132	..	2,727	..	60	..	60	..	40
Aligarh Muslim	50	..	80	..	120	60	..
Allahabad	80	250	200*
Andhra Pradesh												
Agricultural	400
Andhra	1,548	..	805	..	430*
Annamalai	75	..	86	..	143	..	198*	..	66
Banaras Hindu	140	..	240	..	120	..	525*	..	140
Bangalore	595	..	260	..	570
Baroda	417	..	115	..	330*	..	**
Bhagalpur	100	N.A.	700	..	310	..	14	8
Bihar	100	..	860	..	295	..	180*
Bombay	1,340	..	344	..	370*	60
Burdwan	1,880	..	519	..	250*
Calcutta	12,558	..	2,001	..	520*
Delhi	500	..	500	..	50	100
Dibrugarh	100	..	120	..	170	..	120*
Gauhati	670	..	†	..	162
Gorakhpur	2,315	240	420	140	1,550	..	15	22
Gujarat	110	..	5,135	..	768	..	780*
Indira Kala Sangeet
Indore	760	50	270*
Jabalpur	1,050	..	290	..	370*
Jadavpur	150	..	60	..	120
Jammu & Kashmir	90	..	82	..	700	..	250*
Jawaharlal Nehru Krishi Vishwavidyalaya	485
Jiwaji	650	..	201	..	180*

Jodhpur	240	200	90	60	..	
Kalyani	220	164	
Karnatak	525	..	460	..	360*	
Kerala	80	..	1,542	..	2,400	..	1,180*	
Kurukshetra	40	23	100	..	34	43	
Lucknow	300	85	50	140	
Madras	162	..	1,060	..	1,713	..	1,350*	N.A.	
Magadh	†	
Marathwada	200	..	†	..	220	..	180*	
Mysore	882	..	937	..	1,372*	
Nagpur	799	..	4,793	..	514	..	120	..	60	..	120	
North Bengal	1,550	..	280	..	30	60	
Orissa University of Agri. and Technology	192	
Osmania	1,530	..	750	..	840*	
Panjab	185	N.A.	450	..	3,413	..	150	60	150	
Patna	100	..	248	..	180*	
Poona	335	..	1,900	..	450	..	450*	
Punjab Agricultural Punjabi	540	..	200	..	281	..	180*	
Rabindra Bharati	
Rajasthan	110	..	2,375	..	700	..	30	30	
Ranchi	100	..	725	..	154	..	866*	
Ravi Shankar	2,092	..	370	..	82	..	30	..	102	
Roorkee	120	..	30	..	90	..	
Sardar Patel	300	..	220	..	210	..	120	90	
Saugar	150	1,021	..	717	..	130*	
Shivaji	346	..	1,975	..	450	..	875*	
S.N.D.T. Women's	165‡	
Sri Venkateshwara	250	..	400	..	360	
Udaipur	210	..	115	..	150	
Univ. of Agri. Science	250	
U.P. Agricultural	150	
Utkal	356	..	728	..	375*	
Varanaseya Sanskrit Vishwavidyalaya	
Vikram	700	..	600	..	440*	
Visva Bharati	25	82	
Total	295	10,493	1,316	57,103	650	28,507	528	15,500	216	350	210	885

*Includes Mechanical and Electrical Engineering. †Intake capacity for this course is not fixed. ** Included in Civil Engineering.
‡For Affiliated colleges information is not available.

TABLE X-A—*Intake to Professional First Degree Courses in University Teaching Departments and Colleges—Contd.*

1	2	3	4	5	6	7	8	9	10	11	12	13
<i>Institutions of National Importance</i>												
Indian Institute of Technology, N. Delhi.	60	..	60	..	60	..
Indian Institute of Technology, Kanpur	60	..	50	..	60	..
Indian Institute of Technology, Kharagpur	40	..	30	..	30	..
Indian Institute of Technology, Madras	60	..	45	..	75	..
Indian Institute of Technology, Bombay	70	..	68	..	65	..
Total	290	..	253	..	290	..
<i>Institutions Deemed as Universities</i>												
Birla Institute of Technology	60	60	..	30	..	90	..
Gujarat Vidyapeeth
Indian Agricultural Research Institute
Indian Institute of Science	60	..
Jamia Millia Islamia	100
Total	180	60	..	30	..	150	..
GRAND TOTAL	295	10,493	1,376	57,103	650	28,687	878	15,500	499	350	650	885

TABLE X-A--Intake to Professional First Degree Courses in University Teaching Departments and Colleges—Contd.

University	Engineering and Technology											
	Mechanical		Mining		Metallurgy		Textile		Others		Total Engineering	
	University Teaching Departments	Colleges	University Teaching Departments	Colleges	University Teaching Departments	Colleges	University Teaching Departments	Colleges	University Teaching Departments	Colleges	University Teaching Departments	Colleges
1	14	15	16	17	18	19	20	21	22	23	24	25
Agra	40	40	..	15	..	255
Aligarh Muslim	60	240	..
Allahabad	50	..	250
Andhra Pradesh												
Agricultural
Andhra	66	..	496
Annamalai	264	..
Banaras Hindu	60	..	90	815
Bangalore	30	600
Baroda	25	..	55	..	410
Bhagalpur	36	58
Bihar	180
Bombay	20	115	80	175	470
Burdwan	40	290
Calcutta	33	..	27	..	580
Delhi	100	150	..	400
Dibrugarh	120
Gauhati	162
Gorakhpur	23	60
Gujarat	780
Indira Kala Sangeet
Indore	270
Jabalpur	370
Jadavpur	120	70	..	520
Jammu & Kashmir	250
Jawaharlal Nehru Krishi Vishwavidyalaya
Jiwaji	180

TABLE X-A—Intake to Professional First Degree Courses in University Teaching Departments and Colleges—Contd.

	1	14	15	16	17	18	19	20	21	22	23	24	25
Jodhpur		60	..	40	250	..
Kalyani
Karnatak	360
Kerala	1,180
Kurukshetra	43	120
Lucknow
Madras	N.A.	..	N.A.	N.A.	..	N.A.	50	..	1,400
Magadh
Marathwada	180
Mysore	1,372
Nagpur	120	15	40	..	475
North Bengal	60	150
Osmania	75	..	915
Panjab	150	30	..	62	..	90	60	632
Patna	180
Poona	N.A.	450
Punjab Agricultural	100	..	100
Punjabi	180
Rajasthan	30	30	120
Ranchi	90	60	..	1,016
Ravi Shankar	102	..	30	..	30	376
Roorkee		90	60	60	..	450	..
Sardar Patel	90	20	..	320
Saugar	130
Shivaji	875
S.N.D.T. Women's
Sri Venkateswara	360
Udaipur	40	..	40
U.P. Agricultural	75	..	75
Utkal	375
Vikram	30	..	470
Visva Bharati
Total		210	914	40	180	60	195	..	250	175	1,093	1,439	19,367

30--1 M of E&SW/72

Institutions of National Importance

Indian Institute of Technology, New Delhi .	60	30	270	..
Indian Institute of Technology, Kanpur .	60	50	20	..	300	..
Indian Institute of Technology, Kharagpur	60	..	20	..	30	142	..	352	..
Indian Institute of Technology, Madras .	90	30	15	..	315	..
Indian Institute of Technology, Bombay .	67	75	345	..
Total	337	..	20	..	185	..	30	..	177	..	1,582	..

Institutions Deemed as Universities

Birla Institute of Technology	90	30	30	300	..
Gujarat Vidyapeeth
Indian Agricultural Research Institute
Indian Institute of Science	36	96	..
Jamia Millia Islamia
Total	90	36	30	..	396	..
GRAND TOTAL	637	914	60	180	281	195	30	250	382	10,93	3,417	19,367

TABLE X-A—Intake to Professional First Degree Courses in University Teaching Departments and Colleges—Contd.

University	Medicine											
	Law		Allopathy		Ayurvedic		Unani/Tibbia		Dentistry		Nursing	
	Uni- versity Teaching Depart- ments	Colleges	Uni- versity Teaching Depart- ments	Colleges	Uni- versity Teaching Depart- ments	Colleges	Uni- versity Teaching Depart- ments	Colleges	Uni- versity Teaching Depart- ments	Colleges	Uni- versity Teaching Depart- ments	Colleges
1	26	27	28	29	30	31	32	33	34	35	36	37
Agra	2,060	..	215	..	50*
Aligarh Muslim	150	..	50	40
Allahabad	350	60
Andhra Pradesh Agricultural
Andhra	100	..	450
Annamalai
Banaras Hindu	300	..	70	..	N.A.
Bangalore	500	..	250	30
Baroda	350	..	120
Bhagalpur	500
Bihar	500	..	170
Bombay	2,250	..	627	160	..	25
Calcutta	2,665	..	616	50
Delhi	400	225	40
Dibrugarh	150
Gauhati	650	..	122
Gorakhpur	180	480
Gujarat	2,234	..	516	..	N.A.	50
Indira Kala Sangeet
Indore	670	..	150	..	60	20	..	10
Jabalpur	50	511	..	150
Jadavpur
Jammu & Kashmir	150	..	N.A.
Jawaharlal Nehru Krishi Vishwavidyalaya
Jiwaji	350	..	150	..	36
Jodhpur	180

Karnatak	..	510	..	472
Kerala	..	300	..	565	..	50	30	..	25
Kurukshetra
Lucknow	600	..	N.A.	378	..	100	40
Madras	..	+	..	420	45	..	20
Magadh	..	+
Marathwada	..	+	..	100
Mysore	..	500	..	645	30
Nagpur	..	567	..	225	..	75
North Bengal
Osmania	..	1,250	..	420	32	..	25
Panjab	..	300†	..	350	30	..	20
Patna	..	900	..	170
Poona	..	286	..	320	..	144
Punjabi	N.A.	176	14
Rajasthan	200	300	..	579	35
Ranchi	..	426	..	270
Ravi Shankar	..	585	..	60	..	70
Sardar Patel	..	110
Saugar	100	660	..	57
Shivaji	..	310	..	519
S.N.D.T. Women's	40
Sri Venkateswara	250
Udaipur	135
Utkal	..	256**	..	502
Vikram	..	507	..	159
Total	2,345	21,887	50	10,828	..	585	40	531	..	240
<i>Institutions of National Importance</i>												
All India Institute of Medical Sciences	50
Post-Graduate Institute of Research in Medicine	20	..
Total	50	20	..
GRAND TOTAL	2,345	21,887	100	10,828	..	585	40	531	20	240

*Homeopathic †For morning shift and no limit for evening shift. ‡Intake capacity is not fixed. **Not fixed for Constituent Colleges.

TABLE X-A—Intake to Professional First Degree Courses in University Teaching Departments and Colleges—Contd.

University	Medicine						Fine Arts						Physical Education		Others	
	Pharmacy		Total Medicine		Veterinary Science		Music & Dancing		Others		Total Fine Arts		Physical Education		Others	
	University Teaching Departments	Colleges	University Teaching Departments	Colleges	University Teaching Departments	Colleges	University Teaching Departments	Colleges	University Teaching Departments	Colleges	University Teaching Departments	Colleges	University Teaching Departments	Colleges	University Teaching Departments	Colleges
1	38	39	40	41	42	43	44	45	46	47	48	49	50	51	52	53
Agra	265	..	100
Aligarh Muslim	90	20	..
Allahabad	60
Andhra Pradesh																
Agricultural	160
Andhra	32	..	482	N.A.
Annamalai	5	5
Banaras Hindu	33	..	103	50	..	30	..	80	40	..
Bangalore	280
Baroda	120	15	..	†	..	15
Bhagalpur
Bihar	170
Bombay	15	12	15	824	..	75	35	..
Calcutta	666	..	50	..	N.A.
Delhi	265	†	55	..
Dibrugarh	150
Gauhati	122	..	93
Gujarat	75	..	641	N.A.
Indira Kala Sangeet	N.A.
Indore	240
Jabalpur	150
Jadavpur	60	..	60	40
Jammu & Kashmir	150
Jawaharlal Nehru Krishi Vishwavidyalaya	180
Jiwaji	186	100	..	30

Jodhpur
Kalyani	18
Karnatak	472
Kerala	670	..	80	25
Kurukshetra
Lucknow	518	20
Madras	..	25	..	510	..	136	55
Magadh	75
Marathwada	100
Mysore	..	30	..	705	30	30	N.A.	..
Nagpur	32	..	32	300	..	64	N.A.	..	N.A.
North Bengal
Orissa University of Agri. and Technology	130
Osmania	477	N.A.	..	80
Panjab	25	..	25	400	..	35
Patna	170
Poona	464
Punjab Agricultural	85
Punjabi	190	55
Rabindra Bharati	†
Rajasthan	614	30	..
Ranchi	270	..	120
Ravi Shankar	130
Sardar Patel	55
Saugar	50	..	50	57	10
Shivaji	..	N.A.	..	519
S.N.D.T. women's	40	32
Sri Venkateswara	250	20	20
Udaipur	70	40
Univ. of Agricultural Sc.	100
U.P. Agricultural	75
Utkal	502
Varanaseya Sanskrit Vishwavidyalaya	N.A.	N.A.
Vikram	159	N.A.
Visva Bharati	N.A.	..	N.A.	25
Total	122	267	212	12,451	93	1,608	5	115	..	30	5	145	..	210	205	277

†Intake capacity not fixed.

TABLE X-A—Intake to Professional First Degree Courses in University Teaching Departments and Colleges—Contd.

1	38	39	40	41	42	43	44	45	46	47	48	49	50	51	52	53
<i>Institutions of National Importance</i>																
All India Instt. of Med. Sciences	50
Post-Graduate Research Instt. in Medicine	20
Total	70
<i>Institutions Deemed as Universities</i>																
Birla Institute of Technology	25	..	25
Gujarat Vidyapeeth
Total	25	..	25
GRAND TOTAL	147	267	307	12,451	93	1,608	5	115	..	30	5	145	..	210	205	277

TABLE IX-A--Enrolment in Post-Graduate Arts Subjects in University Teaching Departments and Colleges—Contd.

University	Engineering and Technology											
	Agriculture		Commerce		Education		Civil		Chemical		Electrical	
	U.T.D. Colleges		U.T.D. Colleges		U.T.D. Colleges		U.T.D. Colleges		U.T.D. Colleges		U.T.D. Colleges	
1	2	3	4	5	6	7	8	9	10	11	12	13
Agra	..	592	..	1,417	..	197
Aligarh Muslim	30	..	20	..	15*
Allahabad	..	20	150	..	25
Andhra Pradesh Agricultural	..	100
Andhra	46	..	20	..	30
Annamalai	5	..	30	..	10	..	15	..	10	..	10	..
Banaras Hindu	..	70	..	60	..	12	..	12	..	10	..	18
Bangalore	21*
Baroda	50	..	25	..	50*
Bhagalpur	..	31	50
Bihar	100
Bombay	150	..	60	..	N.A.	N.A.
Burdwan	140	30
Calcutta	100
Delhi	5	40	..	20
Dibrugarh	..	6
Gauhati	17	..	84	..	50
Gorakhpur	60	..	20
Gujarat	600@	12
Indira Kala Sangeet
Indore	167	10	10	10
Jabalpur	200	..	10	..	50
Jadavpur	20	..	20	..	20
Jammu and Kashmir	10
Jawaharlal Nehru Krishi Vishwavidyalaya	..	84
Jiwaji	100	..	10
Jodhpur	N.F.
Kalyani	19	N.A.
Karnatak	50	..	N.A.

TABLE X-B—Intake to Professional Post-Graduate Degree Courses in University Teaching Departments and Colleges—Contd.

1	2	3	4	5	6	7	8	9	10	11	12	13
Kerala	..	30	..	95	30	50*
Kurukshetra	16
Lucknow	120	..	25
Madras	..	85	N.A.	134	..	23	..	82*
Magadh	40
Marathwada	60	..	22
Mysore	55	..	30
Nagpur	..	48	..	495	..	50	..	N.F.	..	N.F.	..	N.F.
North Bengal	50
Orissa University of Agri. and Technology	..	65
Osmania	N.F.	40	..	35	..	24
Panjab	..	11	N.F.	..	33	51(b)	N.A.	17
Patna	60	..	30
Poona	..	N.F.	..	N.F.	..	N.F.	..	N.F.	N.F.
Punjab Agricultural	..	140
Punjabi	14
Rabindra Bharati
Rajasthan	205	N.A.	25
Ranchi	..	50	N.A.	21†
Ravi Shankar	180	..	20
Roorkee	84	24	..
Sardar Patel	..	10	N.A.	40	..	12	6
Saugar	60	70	..	55
Shivaji	100	..	125	..	10	N.F.
S.N.D.T. Women's	69
Sri Venkateswara
Udaipur	..	100	..	35	..	35
Univ. of Agri. Sc.	..	20
U.P. Agricultural	..	26
Utkal	32	32	..	10
Varanaseya Sanskrit Vishwavidyalaya	N.A.
Vikram	135	..	40
Visva Bharati	15
Total	66	1,488	1,226	4,411	299	962	135	401	10	30	34	104

Institutions of National Importance

All India Institute of Medical Sciences
Indian Institute of Technology, New Delhi
Indian Institute of Technology, Kanpur	172*
Indian Institute of Technology, Kharagpur	13	..	25	..	20
Indian Institute of Technology, Madras	12	..	12	..	12
Indian Institute of Technology, Bombay	**	..	**	..	**
Indian Statistical Institute
Post-Graduate Institute of Research in Medicine
Total	197	..	37	..	32

Institutions Deemed as Universities

Birla Institute of Technology	16	10	10	..
Gujarat Vidyapeeth
Gurukul Kangri Vishwavidyalaya
Indian Agricultural Research Institute	72
Indian Institute of Science	30	..	24	..	50	..
Indian School of International Studies
Jamia Millia Islamia	20
Kashi Vidyapith
Tata Institute of Social Science
Total	72	..	16	20	40	..	24	..	60	..
GRAND TOTAL	138	1,488	1,242	4,305	299	982	372	401	71	30	126	104

N.F. Means Intake capacity is not fixed.

*Combined Engineering & Technology.

**6 to 8 students in each Engineering Branch.

@Approximate figure.

(b) Includes other Engineering Courses also.

Note:—U. T. D. means University Teaching Deptts.

†Includes all Engineering courses.

TABLE X—B—Intake to Professional Post-Graduate Degree Courses in University Teaching Departments and Colleges—Contd.

University	Engineering and Technology													
	Mechanical		Mining		Metallurgy		Textile		Others		Total Engineering		Law	
	U.T.D. Colleges	U.T.D. Colleges	U.T.D. Colleges	U.T.D. Colleges	U.T.D. Colleges	U.T.D. Colleges	U.T.D. Colleges	U.T.D. Colleges	U.T.D. Colleges	U.T.D. Colleges	U.T.D. Colleges	U.T.D. Colleges	U.T.D. Colleges	U.T.D. Colleges
1	14	15	16	17	18	19	20	21	22	23	24	25	26	27
Agra	35	..	N.A.	..	35	..	38
Aligarh Muslim	15	..	10	..
Allahabad	..	25	10	..	35	25	..
Andhra Pradesh Agri-cultural
Andhra	12	..	42	..	8
Annamalai	N.A.	6	..	41
Banaras Hindu	..	6	16	10	..	72	..	15
Bangalore	21	50
Baroda	50	..	N.F.
Bhagalpur
Bihar
Bombay	N.A.	N.A.	N.A.	N.A.	N.A.	200	N.F.
Burdwan
Calcutta	35	..	35
Delhi	N.A.	..
Dibrugarh
Gauhati
Gorakhpur	20	..
Gujarat	..	16	28	..	148
Indira Kala Sangeet
Indore	20	..	16
Jabalpur	50	30	..
Jadavpur	..	20	26	..	106
Jammu & Kashmir
Jawaharlal Nehru Krishi Vishwavidyalaya
Jiwaji	20
Jodhpur	N.A.	..	N.A.	..
Kalyani
Karnatak	N.A.	..

Kerala	50	N.A.	22
Kurukshetra
Lucknow	20	..
Madras	10	..	10	82	N.A.
Magadh
Marathwada	60
Mysore
Nagpur	N.A.	..
North Bengal
Orissa Univ. of Agri. and Tech.
Osmania	24	..	48	60
Panjab	..	17	N.A.	85	N.F.
Patna	N.A.	..
Poona	..	N.F.	N.F.	N.F.	N.A.	N.F.
Punjab Agricultural Punjabi
Rabindra Bharati
Rajasthan	10	..
Ranchi	..	N.A.	4	..	25
Ravi Shankar	20	..	20
Roorkee	36	24	..	168
Sardar Patel	..	6	24
Saugar	50	..	50	..	10
Shivaji	..	N.F.	N.F.	..	10
S.N.D.T. Women's
Sri Venkateswara
Udaipur	N.A.	..
Univ. of Agricultural Sc.
U.P. Agricultural
Utkal

TABLE X—B—Intake to Professional Post-Graduate Degree Courses in University Teaching Departments and Colleges—Contd.

1	14	15	16	17	18	19	20	21	22	23	24	25	26	27
Varanaseya Sanskrit Vishwavidyalaya	N.A.	..
Vikram	50
Visva Bharati
Total	36	90	16	..	35	90	141	305	817	325	487
<i>Institutions of National Importance</i>														
All India Institute of Medical Sciences
Indian Institute of Technology, New Delhi	34	..	34
Indian Institute of Technology, Kanpur	172
Indian Institute of Technology, Kharagpur	42	6	41	..	147
Indian Institute of Technology, Madras	12	48
Indian Institute of Technology, Bombay	**	**	N.A.
Indian Statistical Institute
Post-Graduate Institute of Research in Medicine
Total	54	6	75	..	401

Institutions Deemed as Universities

Birla Institute of Technology	10	20	..	50
Gujarat Vidyapeeth
Gurukul Kangri Vishwavidyalaya
Indian Agricultural Research Institute
Indian Institute of Science	50	20	24	..	198
Indian School of International Studies	N.A.	..
Jamia Millia Islamia
Kashi Vidyapith
Tata Institute of Social Sciences
Total	60	20	44	..	248
GRAND TOTAL	150	90	26	16	..	35	209	141	954	817	325	487

**6 to 8 students in each Engineering Branch.

Note:—U. T. D. means University Teaching Deptts.

TABLE X—B—Intake to Professional Post-Graduate Degree Courses in University Teaching Departments and Colleges—Contd.

University	Medicine													
	Allopathy		Ayurvedic		Unani/Tibbia		Dentistry		Nursing		Pharmacy		Total Medicine	
	U.T.D.	Colleges	U.T.D.	Colleges	U.T.D.	Colleges	U.T.D.	College	U.T.D.	Colleges	U.T.D.	Colleges	U.T.D.	Colleges
1	28	29	30	31	32	33	34	35	36	37	38	39	40	41
Agra	..	45	45
Aligarh Muslim	4	N.A.	4	..
Allahabad	..	20	20
Andhra Pradesh Agri-cultural
Andhra	..	128	12	..	140
Annamalai
Banaras Hindu	..	N.F.	..	20	10	..	30
Bangalore	..	21	21
Baroda	..	N.F.
Bhagalpur
Bihar	..	196	196
Bombay	..	1,019*	N.F.	N.F.	1,019
Burdwan
Calcutta	..	90	90
Delhi	..	N.F.	15	15
Dibrugarh
Gauhati
Gorakhpur
Gujarat	..	186	186
Indira Kala Sangeet
Indore	..	52	52
Jabalpur	..	36	36
Jadavpur
Jammu and Kashmir
Jawaharlal Nehru Krishi Vishwavidyalaya
Jiwaji	..	53	53
Jodhpur
Kalyani
Karnatak	..	24	24

Kerala	..	N.A.
Kurukshetra
Lucknow	N.A.	N.A.	N.A.	N.A.
Madras	..	211	211	..
Magadh
Marathwada	..	10	10	..
Mysore	..	90*	90	..
Nagpur	..	N.A.	15	..	15
North Bengal
Orissa University of Agri. and Technology
Osmania	..	87	87	..
Panjab	..	240	N.A.	240	..
Patna	250*	250
Poona	..	N.F.	..	N.F.
Punjab Agricultural
Punjabi
Rabindra Bharati
Rajasthan	..	N.F.	N.F.
Ranchi
Ravi Shankar
Roorkee
Sardar Patel
Saugar	50	..	50
Shivaji
S.N.D.T. Women's
Sri Venkateswara	..	48	48	..
Udaipur
Univ. of Agricultural Sc.
U.P. Agricultural
Utkal	..	23	23	..
Varanaseya Sanskrit Vishwavidyalaya	N.A.
Vikram	..	25	25	..
Visva Bharati
Total	254	2,604	..	20	15	65	22	319	2,661

*As in 1964-65.

N. F. means Intake capacity is not fixed.

U. T. D. means University Teaching Departments.

TABLE X—B—Intake to Professional Post-Graduate Degree Courses in University Teaching Departments and Colleges—Contd.

1	28	29	30	31	32	33	34	35	36	37	38	39	40	41	
<i>Institutions of National Importance</i>															
All India Institute of Medical Sciences	N.A.	
Indian Institute of Technology, New Delhi	
Indian Institute of Technology, Kanpur	
Indian Institute of Technology, Kharagpur	
Indian Institute of Technology, Madras	
Indian Institute of Technology, Bombay	
Indian Statistical Institute	
Post-Graduate Institute of Research in Medicine	120	120	..	
Total	120	120	..	
<i>Institutions Deemed as Universities</i>															
Birla Institute of Technology	10	..	10	..	
Jamia Millia Islamia Kashi Vidyapith	
Tata Institute of Social Sciences	
Total	10	..	10	..	
GRAND TOTAL	374	2,604	..	20	15	75	22	449	2,661

TABLE X—B—Intake to Professional Post-Graduate Degree Courses in University Teaching Departments and Colleges—Contd.

University	Fine Arts											
	Veterinary Science		Music and Dancing		Others		Total Fine Arts		Physical Education		Others	
	UTD	Colleges	UTD	Colleges	UTD	Colleges	UTD	Colleges	UTD	Colleges	UTD	Colleges
1	42	43	44	45	46	47	48	49	50	51	52	53
Agra	..	100	N.A.
Aligarh Muslim
Allahabad
Andhra Pradesh Agricultural
Andhra	25
Annamalai	N.A.	N.A.	..	N.A.	..
Banaras Hindu	10	10	16
Bangalore
Baroda	N.F.	..	N.F.	40
Bhagalpur
Bihar
Bombay	..	N.F.	30	18
Burdwan
Calcutta
Delhi	N.A.	N.F.	25	..
Dibrugarh
Gauhati
Gorakhpur	N.A.
Gujarat
Indira Kala Sangeet	N.A.
Indore
Jabalpur
Jadavpur
Jammu & Kashmir	40	..
Jawaharlal Nehru Krishi Vishwavidyalaya	..	48
Jiwaji	15
Jodhpur	N.A.
Kalyani	N.A.	N.A.
Karnatak
Kerala	..	7

TABLE X—B—Intake to Professional Post-Graduate Degree Courses in University Teaching Departments and Colleges—Contd.

1	42	43	44	45	46	47	48	49	50	51	52	53
Kurukshetra
Lucknow	40	..
Madras	..	42	N.F.	N.F.	N.A.
Magadh	..	18
Marathwada
Mysore
Nagpur	N.F.
North Bengal
Orissa University of Agri. and Tech.	..	3
Osmania
Panjab	6	25
Patna	N.A.
Poona
Punjab Agricultural	..	36
Punjabi	15*
Rabindra Bharati	200	200
Rajasthan	10**	10
Ravi Shankar
Roorkee
Sardar Patel
Saugar
Shivaji
S.N.D.T. Women's	N.A.
Sri Venkateswara	N.A.
Udaipur	..	18	60
Univ. of Agri. Sc.	N.A.
U.P. Agricultural	..	20
Utkal
Varanaseya Sanskrit Vishwavidyalaya	N.A.
Vikram
Visva Bharati
Total	..	292	200	20	200	20	6	30	135	184

Institutions of National Importance—

All India Institute of Medical Sciences
Hindi Sahitya Sammelan
Indian Institute of Technology, New Delhi
Indian Institute of Technology, Kanpur
Indian Institute of Technology, Kharagpur
Indian Institute of Technology, Madras
Indian Institute of Technology, Bombay
Indian Statistical Institute
Post-Graduate Institute of Research in Medicine
Total

Institutions Deemed as Universities—

Birla Institute of Technology
Gujarat Vidyapith
Gurukul Kangri Vishwavidyalaya
Indian Agricultural Research Institute
Indian Institute of Science
Indian School of International Studies
Jamia Millia Islamia
Kashi Vidyapith	50
Tata Institute of Social Sciences	70
Total	120
GRAND TOTAL	292	200	20	200	20	6	30	135	304	

*As in 1964-65.

**N.F. in the case of Affiliated Colleges. NOTE. N.F. means Intake capacity is not fixed. NOTE. U.T.D. means University Teaching Department

TABLE X—C—Intake to Professional Diploma and Certificate Courses in University Teaching Departments and Colleges

University	Engineering and Technology											
	Agriculture		Commerce		Education		Civil		Chemical		Electrical	
	Post-Graduate	Under-Graduate	Post-Graduate	Under-Graduate	Post-Graduate	Under-Graduate	Post-Graduate	Under-Graduate	Post-Graduate	Under-Graduate	Post-Graduate	Under-Graduate
1	2	3	4	5	6	7	8	9	10	11	12	13
Agra
Aligarh Muslim
Allahabad	50
Andhra Pradesh Agricultural
Andhra
Annamalai
Banaras Hindu
Bangalore
Baroda	45 (45)	..	360 (0)
Bhagalpur
Bihar
Bombay	321 (0)
Burdwan
Calcutta
Delhi
Dibrugarh
Gauhati	N.A.
Gorakhpur
Gujarat
Indira Kala Sangeet

Indore
Jabalpur	127
Jadavpur	(0)
Jammu & Kashmir
Jawaharlal Nehru Krishi Vishwavidyalaya
Jiwaj
Jodhpur	120
Kalyani	(120)
Karnatak	35
Kerala	(0)
Kurukshetra
Lucknow
Madras
Magadh
Marathwada
Mysore
Nagpur	47	560
North Bengal	(0)	(0)
Orissa University of Agri. and Technology
Osmania	30
Panjab	(0)
Patna	N.A.
Poona	725
Punjab Agricultural	(0)
Ravi Shankar	250
Roorkee	(0)	64
	(0)	86
	(86)

TABLE X—C—Intake to Professional Diploma and Certificate Courses in University Teaching Departments and Colleges—Contd.

	1	2	3	4	5	6	7	8	9	10	11	12	13
Sardar Patel	40 (0)
Saugar	170 (0)
Shivaji	305 (0)
S.N.D.T. Women's	60 (0)
Sri Venkateswara Udaipur	N.F.	50 (0)
Univ. of Agricultural Sc.
U.P. Agricultural
Utkal
Varanaseya Sanskrit Vishwavidyalaya
Vikram	140
Visva Bharati
Total	250 (0)	80 (0)	120 (120)	257 (0)	2,382 (45)	136 (86)	360 (0)

Institutions of National Importance

All India Institute of Medical Sciences
Hindi Sahitya Sammelan
Indian Institute of Technology, New Delhi	4 (4)
Indian Institute of Technology, Kanpur
Indian Institute of Technology, Kharagpur
Indian Institute of Technology, Madras
Indian Institute of Technology, Bombay
Indian Statistical Institute

Post-Graduate Institute of Research in Medicine
Total	4 (4)
<i>Institutions Deemed as Universities</i>													
Birla Institute of Technology
Gujarat Vidyapeeth	40 (0)
Gurukul Kangri Vishwavidyalaya
Indian Agricultural Research Institute
Indian Institute of Science
Indian School of International Studies
Indian School of Mines
Jamia Millia Islamia	50 (0)
Kashi Vidyapith
Tata Institute of Social Sciences
Total	90 (0)
GRAND TOTAL	250 (0)	80 (0)	120 (120)	261 (4)	2,472 (45)	136 (86)	360 (0)

Figures shown within Parenthesis are for University Teaching Departments.

TABLE X—C.—Intake to Professional Diploma and Certificate Courses in University Teaching Departments and Colleges—Contd.

Engineering and Technology															
University	Mechanical		Mining		Metallurgy		Textile		Others		Total Engineering		Law		
	Post-Graduate	Under-Graduate	Post-Graduate	Under-Graduate	Post-Graduate	Under-Graduate	Post-Graduate	Under-Graduate	Post-Graduate	Under-Graduate	Post-Graduate	Under-Graduate	Post-Graduate	Under-Graduate	
1	14	15	16	17	18	19	20	21	22	23	24	25	26	27	
Agra	
Aligarh Muslim	240 (240)	..	240 (240)	..	
Allahabad	
Andhra Pradesh Agri-cultural	
Andhra	
Annamalai	
Banaras Hindu	
Bangalore	
Baroda	60 (0)	420 (0)	N.F.	
Bhagalpur	
Bihar	
Bombay	
Burdwan	
Calcutta	
Delhi	
Dibrugarh	
Gauhati	
Gorakhpur	20 (20)	
Gujarat	
Indira Kala Sangeet	

33-1 M of E & SW/72

Indore
Jabalpur
Jadavpur
Jammu & Kashmir
Jawaharlal Nehru Krishi Vishwavidyalaya
Jiwaji	30	..
Jodhpur	(30)	..
Kalyani
Karnatak
Kerala
Kurukshetra
Lucknow
Madras
Magadh
Marathwada
Mysore
Nagpur	34	..	34
North Bengal
Orissa University of Agri. and Technology
Osmania
Panjab
Patna
Poona
Punjab Agricultural
Rajasthan	50	..
Ravi Shankar	(0)	..
Roorkee	86	..
															(86)*	

TABLE X—C—Intake to Professional Diploma and Certificate Courses in University Teaching Departments and Colleges—Contd.

	14	15	16	17	18	19	20	21	22	23	24	25	26	27
Sardar Patel
Saugar
Shivaji
S.N.D.T. Women's
Sri Venkateswara
Udaipur	50 (0)
Univ. of Agricultural Sciences
U.P. Agricultural
Utkal
Varanaseya Sanskrit Vishwavidyalaya
Vikram
Viswa Bharati
Total	60 (0)	..	274 (24)	136 (86)	694 (240)	100 (50)	..
<i>Institutions of National Importance</i>														
All India Institute of Medical Sciences
Hindi Sahitya Sammelan
Indian Institute of Tech- nology, New Delhi
Indian Institute of Tech- nology, Kanpur
Indian Institute of Tech- nology Kharagpur
Indian Institute of Tech- nology, Madras	33 (33)	..	33 (33)
Indian Institute of Tech- nology, Bombay
Indian Statistical Insti- tute	10 (10)	..	10 (10)

Post-Graduate Institute of Research in Medicine
Total	43 (43)	..	43 (43)
<i>Institutions Deemed as Universities</i>														
Birla Institute of Technology
Gujarat Vidyapeeth
Gurukul Kangri Vishwavidyalaya
Indian Agricultural Research Institute
Indian Institute of Science
Indian School of International Studies
Jamia Millia Islamia
Kashi Vidyapith
Tata Institute of Social Sciences
Total
GRAND TOTAL	60 (0)	43 (43)	274 (240)	179 (129)	694 (240)	100 (50)	..

Figures shown within Paranthesis are for University Teaching Departments.

*As in 1964-65.

TABLE X—C—Intake to Professional Diploma and Certificate Courses in University Teaching Departments and Colleges—Contd.

University	Medicine													
	Allopathy		Ayurvedic		Unani/Tibbia		Dentistry		Nursing		Pharmacy		Total Medicine	
	Post-Graduate	Under-Graduate	Post-Graduate	Under-Graduate	Post-Graduate	Under-Graduate	Post-Graduate	Under-Graduate	Post-Graduate	Under-Graduate	Post-Graduate	Under-Graduate	Post-Graduate	Under-Graduate
1	28	29	30	31	32	33	34	35	36	37	38	39	40	41
Agra	22 (0)	22 (0)	..
Aligarh Muslim	N.A. N.A.	20 (20)	N.A. N.A.	20 (20)
Allahabad
Andhra Pradesh Agricultural
Andhra	58 (0)	58 (0)	..
Annamalai
Banaras Hindu	15 (0)	15 (0)	..
Bangalore	33 (0)	30 (0)	33 (0)	30 (0)
Baroda	45 (0)	45 (0)	..
Bhagalpur
Bihar
Bombay	N.F.
Burdwan
Calcutta	535 (145)	535 (145)	..
Delhi	89 (89)	89 (89)	..
Dibrugarh
Gauhati
Gorakhpur
Gujarat	160 (0)	..	160 (0)
Indira Kala Sangeet

Indore	16	16	..
Jabalpur	4	(0)	..
Jadavpur	(0)	4	..
Jammu & Kashmir	(0)	..
Jawaharlal Nehru Krishi Vishwavidyalaya
Jiwaji	16	16	..
Jodhpur	(0)	(0)	..
Kalyani
Karnatak
Kerala	N.A.
Kurukhetra
Lucknow	N.F.
Madras	239	239	..
Magadh	(0)	(0)	..
Marathwada
Mysore
Nagpur	N.F.
North Bengal
Orissa University of Agri. and Technology
Osmania	106	106	..
Panjab	(0)	(0)	..
Patna	62	62	70
	(0)	(0)	..
Poona	60	60	..
Punjab Agricultural	(60)	(60)	..
Punjabi	N.F.
Rabindra Bharati
Rajasthan
Ranchi
Ravi Shankar
Roorkee

N. F. means Intake capacity is not fixed.

TABLE X—C—Intake to Professional Diploma and Certificate Courses in University Teaching Departments and Colleges—Contd.

1	28	29	30	31	32	33	34	35	36	37	38	39	40	41
Sardar Patel
Saugar
Shivaji
S.N.D.T. Women's
Sri Venkateswara	36 (0)	36 (0)	..
Udaipur
Univ. of Agricultural Scs.
Utkal	12 (0)	12 (0)	..
Varanaseya Sanskrit Vishwavidyalaya
Vikram	70
Visva Bharati	10	..
Total	1440 (314)	50 (0)	230 (0)	1,440 (314)	280 (0)
<i>Institutions of National Importance</i>														
All India Institute of Medical Sciences	N.A.
Hindi Sahitya Sammelan
Indian Institute of Tech- nology, New Delhi
Indian Institute of Tech- nology, Kanpur
Indian Institute of Tech- nology, Kharagpur
Indian Institute of Tech- nology, Madras
Indian Institute of Tech- nology, Bombay
Indian Statistical Insti- tute

Post Graduate Institute of Research in Medicine	150 (100)	150 (150)
Total	150 (150)	150 (150)
<i>Institutions Deemed as Universities</i>														
Birla Institute of Technology
Gujarat Vidyapeeth
Gurukul Kangri Vishwavidyalaya
Indian Agricultural Research Institute
Indian Institute of Science
Indian School of International Studies
Jamia Millia Islamia
Kashi Vidvapih
Tata Institute of Social Sciences
Total
GRAND TOTAL	1440 (314)	50 (0)								150 (150)	..	230 (0)	1,440 (314)	430 (150)

Figure within Paranthesis are for University Teaching Departments.

TABLE X—C—Intake to Professional Diploma and Certificate Courses in University Teaching Departments and Colleges—Contd.

University	Fine Arts													
	Veterinary Sc.		Music and Dancing				Others		Total		Physical Education		Others	
	Post-Graduate	Under-Graduate	Post-Graduate	Under-Graduate	Post-Graduate	Under-Graduate	Post-Graduate	Under-Graduate	Post-Graduate	Under-Graduate	Post-Graduate	Under-Graduate	Post-Graduate	Under-Graduate
1	42	43	44	45	46	47	48	49	50	51	52	53		
Agra	
Aligarh Muslim	40	175		
											(40)	(175)		
Allahabad	20	..	120	..	140	50		
												(50)		
Andhra Pradesh Agricultural		
Andhra	25	25	45		
				(0)				(0)				(45)		
Annamalai	N.A.	..		
											(N.A.)			
Banaras Hindu	150	..	50	..	200	40		
			(0)		(0)		(0)			(0)				
Bangalore		
Baroda	N.F.	200	200	72	..		
				(0)				(0)			(0)			
Bhagalpur		
Bihar		
Bombay	60	..		
											(60)			
Burdwan		
Calcutta	230	110		
											(215)	(20)		
Delhi	N.F.	130	..		
											(130)			
Dibrugarh		
Gauhati		
Gorakhpur		
Gujarat	25	..	100	..	125	25		
				(0)		(0)		(0)				(0)		
Indira Kala Sangeet		

34-1 M of E & SW/ND/72

Indore
Jabalpur
Jadavpur
Jammu & Kashmir
Jawaharlal Nehru Krishi Vishwavidyalaya
Jiwaji	N.A.
Jodhpur
Kalyani	24
Karnatak	(24)
Kerala	25
Kurukshetra	(25)
Lucknow	60
Madras	20	20	(60)
Magadh	(20)	(20)	(50)
Marathwada	60
Mysore	(60)
Nagpur
North Bengal	30	104	70	..
Orissa University of Agri. and Technology	(0)	(0)	(0)
Osmania
Panjab	60	..	40
Patna	(0)	..	(0)
Poona	10	10	50	(50)	..
Punjab Agricultural	(10)	(10)
Punjabi	N.F.	40	(40)	..
Rabindra Bharati
Rajasthan	120	100	(0)
	(120)	200	..	(120)	200

	270	..
	(30)	..

TABLE X—C—Intake to Professional Diploma and Certificate Courses in University Training Departments and Colleges—Contd.

1	42	43	44	45	46	47	48	49	50	51	52	53
Sardar Patel	N.F.	..
Saugar
Shivaji	30 (30)	..
S.N.D.T. Women's
Sri Venkateswara	134 (0)	134 (0)
Udaipur
Univ. of Agri. Sciences
U.P. Agricultural
Utkal
Varanaseya Sanskrit Vishwavidyalaya
Vikram	N.A.
Visva Bharati	N.F.	..	N.F.	20
Total	..	60 (0)	270 (120)	634 (230)	50 (0)	220 (0)	320 (120)	854 (230)	160 (0)	94 (24)	991 (760)	765 (320)
<i>Institutions of National Importance</i>												
Post-Graduate Institute of Research in Medicine	40 (40)
Total	40 (40)
<i>Institutions Deemed as Universities</i>												
Jamia Millia Islamia	(50) (0)
Kashi Vidyapith
Tata Institute of Social Sciences	5 (5)
Total	55 (5)
GRAND TOTAL	..	60 (0)	270 (120)	634 (230)	50 (0)	220 (0)	320 (120)	854 (230)	160 (0)	94 (24)	991 (760)	860 (365)

Figures shown within Parenthesis are for University Teaching Departments.

TABLE XI—A—Number of Foreign Students in Indian Universities by Countries of Origin

University	Africa													UAR
	East Africa	Ethiopia	Ghana	Kenya	Malawi	Mauritius	Nigeria	Somalia	South Africa	South Rhodesia	Sudan	Tanzania		
1	2	3	4	5	6	7	8	9	10	11	12	13	14	
Agra	2	
Aligarh Muslim	..	4	1	9	..	4	2	12	4	1	6	13	..	
Allahabad	
Andhra Pradesh Agricultural	
Andhra	2	
Annamalai	
Banaras Hindu	5	2	
Bangalore	1	4	1	1	1	1	1	..	
Baroda	6	223	5	163	..	
Bhagalpur	
Bihar	5	
Bombay	..	3	1	453	4	14	2	1	172	1	6	217	..	
Burdwan	
Calcutta	3	12	..	3	3	..	13	5	6	3	..	
Delhi	2	6	..	50	..	47	2	4	..	6	..	15	6	
Dibrugarh	1	..	1	
Gauhati	
Gorakhpur	
Gujarat	
Indira Kala Sangeet	
Indore	2	15	1	..	
Jabalpur	
Jadavpur	4	..	1	1	..	
Jammu & Kashmir	
Jawaharlal Nehru Krishi Vishwa- vidyalay	
Jiwaji	3	

TABLE XI—A—Number of Foreign Students in Indian Universities by Countries of Origin—Contd.

	1	2	3	4	5	6	7	8	9	10	11	12	13	14
Jodhpur
Kalyani
Kameshwara Singh Darbhanga
Karnatak	1
Kerala	5	..	2	8	5	..
Kurukshetra
Lucknow	2	1	2	4	13
Madras	2	..	7	..	2
Magadh
Marathwada
Mysore	5	2	..	1
Nagpur	4	2	9	..
North Bengal
Orissa University of Agri. and Tech.
Osmania	1	2	..
Panjab	72	..	6	2	..	1	25	3
Patna	2	2	2	5	2	..
Poona	2	60	13	4	4	2
Punjab Agricultural
Punjabi	1
Rabindra Bharati
Rajasthan	5	1	..	1	2	7	..
Ranchi
Ravi Shankar
Roorkee
Sardar Patel	85	59	..
Saugar
Shivaji	2	..	1
S.N.D.T. Women's	1
Sri Venkateswara
Udaipur
Univ. of Agricultural Sciences	1
U.P. Agricultural
Utkal	3	1	1	..
Varanaseya Sanskrit Vishwa- vidyalaya

Vikram	2
Visva Bharati
Total	24	15	4	1,017	24	102	14	19	233	19	22	524	11
<i>Institutions of National Importance</i>													
All India Institute of Medical Sciences
Hindi Sahitya Sammelan
Indian Institute of Technology, New Delhi	1
Indian Institute of Technology, Kanpur
Indian Institute of Technology, Kharagpur	..	1
Indian Institute of Technology, Madras
Indian Institute of Technology, Bombay	1
Indian Statistical Institute	2	1
Post-Graduate Institute of Research in Medicine
Total	..	1	1	2	2
<i>Institutions Deemed as Universities</i>													
Birla Institute of Technology	3	1	..
Gujarat Vidyapeeth
Gurukul Kangri Vishwavidyalaya	1	1	..
Indian Agricultural Research Institute	1	..	5
Indian Institute of Science
Indian School of International Studies
Jamia Millia Islamia
Kashi Vidyapith
Tata Institute of Social Sciences
Total	3	..	1	1	2	5
GRAND TOTAL	24	16	4	1,020	24	104	16	21	233	19	23	526	16

TABLE XI—A—Number of Foreign Students in Indian Universities by Countries of Origin—Contd.

University	Africa				America							
	Uganda	Zambia	Other African Countries	Total	British Guiana	Canada	Maxico	Trinidad	U.S.A.	West Indies	Others	Total
1	15	16	17	18	19	20	21	22	23	24	25	26
Agra	2	4	3	3
Aligarh Muslim	6	3	1	66
Allahabad	1	1
Andhra Pradesh Agricultural
Andhra	3	5
Annamalai	6	6
Banaras Hindu	17	24	1	1	4	..	2	8
Bangalore	1	11
Baroda	132	..	2	531
Bhagalpur
Bihar	5
Bombay	188	7	3	1,072	2	1	3	1	8	15
Burdwan
Calcutta	3	2	3	56	6	3	9
Delhi	13	1	1	153	..	1	19	5	1	26
Dibrugarh	2
Gauhati
Gorakhpur
Gujarat
Indira Kala Sangeet
Indore	1	19
Jabalpur	1
Jadavpur	3	8	5	5
Jammu & Kashmir
Jawaharlal Nehru Krishi Vishwavidyalaya
Jiwaji	3

Jodhpur
Kalyani
Kameshwara Singh Darbhanga
Karnatak	1
Kerala	5	1	..	26
Kurukshetra
Lucknow	3	27	1	19	20
Madras	16	25	1	1
Magadh
Marathwada	1	1
Mysore	8	16
Nagpur	3	18
North Bengal	2	1	3
Orissa University of Agri. and Tech.
Osmania	2	5	..	1	10	11
Panjab	8	4	29	150	1	3	..	4
Patna	1	14
Poona	34	7	1	127
Punjab Agricultural	4	4
Punjabi	1	2
Rabindra Bharati
Rajasthan	3	..	4	23	1	1
Ranchi
Ravi Shankar
Roorkee
Sardar Patel	48	192
Saugar
Shivaji	2	5
S.N.D.T. Women's	2	3
Sri Venkateswara
Udaipur
Univ. of Agricultural Sciences	1
U.P. Agricultural
Utkal	2	7
Varanaseya Sanskrit Vishwavidyalaya	1	6	7
Vikram	2
Visva Bharati
Total	469	25	89	2,609	7	5	1	3	75	12	17	120	

TABLE XI—A—Number of Foreign Students in Indian Universities by Countries of Origin—Contd.

1	15	16	17	18	19	20	21	22	23	24	25	26
<i>Institutions of National Importance</i>												
All India Institute of Medical Sciences
Hindi Sahitya Sammelan
Indian Institute of Technology, New Delhi	1
Indian Institute of Technology, Kanpur
Indian Institute of Technology, Kharagpur	1	2	1
Indian Institute of Technology, Madras	1
Indian Institute of Technology, Bombay	1	..	2
Indian Statistical Institute	3
Post-Graduate Institute of Research in Medicine	1	1
Total	1	1	..	8	2	2
<i>Institutions Deemed as Universities</i>												
Birla Institute of Technology	3	7
Gujarat Vidyapeeth
Gurukul Kangri Vishwavidyalaya	2
Indian Agricultural Research Institute	6	..	1
Indian Institute of Science	1
Indian School of International Studies	1
Jamia Millia Islamia	1
Kashi Vidyapith
Tata Institute of Social Sciences
Total	3	15	..	2	2
GRAND TOTAL	471	26	89	2,632	7	7	1	11	75	6	17	124

TABLE XI-A—Number of Foreign Students in Indian Universities by Countries of Origin—Contd.

University	Asia													
	Ade ^a	Afga- nistan	Bhutan ^a	Burma	Ceylon	Combo- dia	China	Hong Kong	Indo- nesia	Ira ^a	Iraq	Japan	Jordan	
	1	27	28	29	30	31	32	33	34	35	36	37	38	39
Agra	..	1	1
Aligarh Muslim	5	3	1
Allahabad	3
Andhra Pradesh Agricultural
Andhra	17
Annamalai	15
Banaras Hindu	2	5	1	2	..	1	1
Bangalore	1	1
Baroda	..	1	1	1
Bhagalpur
Bihar	1
Bombay	13	1	..	7	4	2	3	2	6	32	2	1	8	..
Burdwan
Calcutta	1	16	2	..	2	..	1
Delhi	..	8	2	5	2	4	21	4	7	11	..
Dibrugarh	2
Gauhati
Gorakhpur
Gujarat
Indira Kala Sangeet	2
Indore
Jabalpur	1
Jadavpur	2	4	5
Jammu & Kashmir
Jawaharlal Nehru Krishi Vishwa- vidyalaya
Jiwaji

35-1 M of E & SW/72

TABLE XI-A—Number of Foreign Students in Indian Universities by Countries of Origin—Contd.

	1	27	28	29	30	31	32	33	34	35	36	37	38	39
Jodhpur
Kalyani
Kameshwara Singh Darbhanga
Karnatak	1
Kerala	1	2
Kurukshetra
Lucknow	2	7	1
Madras	2	112
Magadh
Marathwada
Mysore	1	3	16
Nagpur	1	4	1
North Bengal	3	..	4	1
Orissa University of Agri. and Technology
Osmania	4
Panjab	2	2	6
Patna	1
Poona	1	1	3	1	2	2
Punjab Agricultural
Punjabi
Rabindra Bharati
Rajasthan	3	1	1
Ranchi	1
Ravi Shankar
Roorkee
Sardar Patel
Saugar
Shivaji
S.N.D.T. Women's
Sri Venkateswara	1
Udaipur
Univ. of Agricultural Sciences
U.P. Agricultural
Utkal	1
Varanaseya Sanskrit Vishwa- vidyalaya	1	..	3

Vikram	1
Visva Bharati	1	1	1	1	..
Total	19	19	7	52	200	8	8	2	17	57	15	14	33
<i>Institutions of National Importance</i>													
All India Institute of Medical Sciences
Hindi Sahitya Sammelan
Indian Institute of Technology, New Delhi	1	1
Indian Institute of Technology, Kanpur
Indian Institute of Technology, Kharagpur	..	3	6	1	2	..	1
Indian Institute of Technology, Madras
Indian Institute of Technology, Bombay	1	1
Indian Statistical Institute	2	1	2
Post-Graduate Institute of Research in Medicine
Total	..	3	6	4	4	..	1	2	2
<i>Institutions Deemed as Universities</i>													
Birla Institute of Technology	1
Gujarat Vidyapeeth
Gurukul Kangri Vishwavidyalaya
Indian Agricultural Research Institute	2	1	1
Indian Institute of Science
Indian School of International Studies	1	1
Indian School of Mines
Jamia Millia Islamia
Kashi Vidyapith
Tata Institute of Social Sciences
Total	2	2	1	1	1
GRAND TOTAL	19	22	13	58	206	8	9	2	18	60	16	14	35

TABLE XI-A—Number of Foreign Students in Indian Universities by Countries of Origin—Contd.

University	Asia												
	Kuwait	Laos	Lebanon	Malasia	Nepal	Pakistan	Philippines	Sikkim	Singapore	South Arabia	Syria	Thailand	Tibet
1	40	41	42	43	44	45	46	47	48	49	50	51	52
Agra	7	8	6	1	..
Aligarh Muslim	10	3	3	..	1	1	..	1	72	..
Allahabad	5
Andhra Pradesh Agricultural
Andhra	5	9
Annamalai	2	4
Banaras Hindu	..	3	..	1	87	1	20	..
Bangalore	12	8	1	1
Baroda	14	7	..
Bhagalpur
Bihar	424
Bombay	1	1	1	45	5	2	5	..	3	..
Burdwan	2
Calcutta	..	1	..	67	42	140	..	14	1	13	..
Delhi	1	..	2	19	20	1	3	5	1	53	..
Dibrugarh	2
Gauhati	2
Gorakhpur
Gujarat
Indira Kala Sangeet
Indore	2	2	..
Jabalpur	1
Jadavpur	6	1	1	9	..
Jammu & Kashmir
Jawaharlal Nehru Krishi Vishwa- vidyalaya	1	..
Jiwaji	2

Jodhpur
Kalyani
Kameshwara Singh Darbhanga
Karnatak	3	1
Kerala	11	15
Kurukshetra
Lucknow	1	15	..
Madras	321	5	19	20	..
Magadh	3
Marathwada	3
Mysore	1	34	4	..	2	2	3	..
Nagpur	15	4	1
North Bengal	10	19	2	..	44	13	..
Orissa Uni. of Agri. and Techny.	19
Osmania	6	7
Panjab	116	20	1	..	4	13	..
Patna	2	17	1	3	..
Poona	6	3	2	5	..
Punjab Agricultural	1	9
Punjabi	3	9
Rabindra Bharati
Rajasthan	13	3	2	4	..
Ranchi	2	20	1	1	..
Ravi Shankar	1
Roorkee	10
Sardar Patel	2	..
Saugar
Shivaji
S.N.D.T. Women's
Sri Venkateswara
Udaipur	29	1	..
Univ. of Agricultural Sciences	1
U.P. Agricultural	1	14	1
Utkal	3	1
Varanaseya Sans. V. vidyalaya	12
Vikram	1
Visva Bharati	1	5	..
Total	3	5	3	717	853	156	3	71	35	7	9	266	12

TABLE XI-A—Number of Foreign Students in Indian Universities by Countries of Origin—Contd.

1	40	41	42	43	44	45	46	47	48	49	50	51	52
<i>Institutions of National Importance</i>													
All India Institute of Medical Sciences
Hindi Sahitya Sammelan
Indian Institute of Technology, New Delhi	2	..	6	1
Indian Institute of Technology, Kanpur	5
Indian Institute of Technology, Kharagpur	7	1	..	1	1	..
Indian Institute of Technology, Madras	2	1	..
Indian Institute of Technology, Bombay	13
Indian Statistical Institute Post-Graduate Institute of Research in Medicine	3	1	1	..
Total	2	3	33	1	1	2	4	..
<i>Institutions Deemed as Universities</i>													
Birla Institute of Technology	6	12	1	2	..
Gujarat Vidyapeeth
Gurukul Kangri Vishwavidyalaya
Indian Agricultural Research Institute	3	1	6	..
Indian Institute of Science
Indian School of International Studies
Indian School of Mines	1	..
Jamia Millia Islamia
Kashi Vidyapith
Tata Institute of Social Sciences
Total	6	15	1	..	1	9	..
GRAND TOTAL	3	5	5	726	901	158	4	74	35	7	9	279	12

TABLE XI-A—Number of Foreign Students in Indian Universities by Countries of Origin—Contd.

University	Asia				Australia and New Zealand				Europe				
	Turkey	USSR	Others	Total	Australia	Fiji	New Zealand	Total	Austria	Belgium	Czecho-slovakia	France	Germany
1	53	54	55	56	57	58	59	60	61	62	63	64	65
Agra	24
Aligarh Muslim	100	..	1	..	1
Allahabad	8	1	..
Andhra Pradesh Agricultural
Andhra	31	..	2	..	2
Annamalai	21	1	..
Banaras Hindu	124	1	1	..	1	1
Bangalore	24	2
Baroda	24	..	3	..	3
Bhagalpur
Bihar	425
Bombay	144	..	14	2	16	1
Burdwan	2
Calcutta	300	..	1	..	1
Delhi	169	4	20	1	25	1	1	1	2	2
Dibrugarh	4	..	1	..	1
Gauhati	2
Gorakhpur
Gujarat
Indira Kala Sangeet	2
Indore	4
Jabalpur	2
Jadavpur	28
Jammu & Kashmir
Jawaharlal Nehru Krishi Vishwa- vidyalaya	1
Jiwaji	2

TABLE XI-A—Number of Foreign Students in Indian Universities by Countries of Origin—Contd.

1	53	54	55	56	57	58	59	60	61	62	63	64	65
Jodhpur
Kalyani
Kameshwara Singh Darbhanga
Karnatak	5
Kerala	29
Kurukshetra
Lucknow	5	..	31
Madras	479	..	16	..	16	1	2	..
Magadh	3
Marathwada	3
Mysore	66
Nagpur	26	1
North Bengal	96
Orissa University of Agri. and Technology	19
Osmania	1	..	18	..	1	..	1
Panjab	164	..	2	..	2
Patna	24
Poona	26	..	1	..	1
Punjab Agricultural	10
Punjabi	12
Rabindra Bharati
Rajasthan	27	1	1
Ranchi	25
Ravi Shankar	1
Roorkee	10
Sardar Patel	2
Saugar
Shivaji
S.N.D.T. Women's
Sri Venkateswara	1
Udaipur	30
Univ. of Agricultural Sciences	1
U.P. Agricultural	15
Utkal	5
Varanaseya Sanskrit Vishwa- vidyalaya	1	..	17

Vikram	1
Visva Bharati	10
Total	..	7	..	2,598	6	62	3	71	2	2	1	6	8
<i>Institutions of National Importance</i>													
All India Institute of Medical Sciences	24	24
Hindi Sahitya Sammelan
Indian Institute of Technology, New Delhi	11
Indian Institute of Technology, Kanpur	5
Indian Institute of Technology, Kharagpur	1	24
Indian Institute of Technology, Madras	3
Indian Institute of Technology, Bombay	..	2	..	17
Indian Statistical Institute	2	12
Post-Graduate Institute, of Research in Medicine	1
Total	..	2	27	97
<i>Institutions Deemed as Universities</i>													
Birla Institute of Technology	22
Gujarat Vidyapeeth
Gurukul Kangri Vishwavidyalaya
Indian Agricultural Research Institute	14
Indian Institute of Science
Indian School of International Studies	3
Kashi Vidyapith
Tata Institute of Social Sciences
Total	39
GRAND TOTAL	..	9	27	2,734	6	62	3	71	2	2	1	6	8

TABLE XI-A—Number of Foreign Students in Indian Universities by Countries of Origin—Contd.

University	Europe								Others	Total	Others	Grand Total
	Ireland	Italy	Poland	Rumania	Spain	Sweden	U.K.	Yugoslavia				
1	66	67	68	69	70	71	72	73	74	75	76	77
Agra	1	31
Aligarh Muslim	2	2	..	169
Allahabad	1	..	11
Andhra Pradesh Agricultural
Andhra	1	1	..	39
Annamalai	4	5	..	32
Banaras Hindu	..	1	1	2	6	..	163
Bangalore	2	..	37
Baroda	1	..	2	3	..	561
Bhagalpur
Bihar	430
Bombay	6	7	2	1,256
Burdwan	2
Calcutta	367
Delhi	..	2	2	2	11	5	2	30	..	403
Dibrugarh	1	8
Gauhati	4	2	4	..	6
Gorakhpur
Gujarat
Indira Kala Sangeet	2
Indore	23
Jabalpur	3
Jadavpur	1	1	2	..	43
Jammu & Kashmir
Jawaharlal Nehru Krishi Vishwavidyalaya	1
Jiwaji	5

Jodhpur
Kalyani
Kameshwara Singh Darbhanga
Karnatak	6
Kerala	55
Kurukshetra
Lucknow
Madras	1	..	1	..	2	80
Magadh	3	524
Marathwada	3
Mysore	4
Nagpur	1	1	2	..	85
North Bengal	5	1	45
Orissa University of Agri. and Technology	2	7	106
Osmania	1	1	19
Panjab	36
Patna	4	4	324
Poona	38
Punjab Agricultural	1	..	155
Punjabi	14
Rabindra Bharati	14
Rajasthan
Ranchi	1	..	53
Ravi Shankar	25
Roorkee	1
Sardar Patel	10
Saugar	194
Shivaji
S.N.D.T. Women's	5
Sri Venkateswara	3
Udaipur	1
Univ. of Agricultural Sciences	1	..	31
U.P. Agricultural	2
Utkal	15
Varanaseya Sanskrit Vishwavidyalaya	..	1	12
Vikram	1	1	..	26
Visva Bharati	2	3	1	..	4
	14
Total	10	3	3	1	2	4	34	6	4	86	10	5,496		

TABLE XI-A—Number of Foreign Students in Indian Universities by Countries of Origin— Contd.

1	66	67	68	69	70	71	72	73	74	75	76	77
<i>Institutions of National Importance</i>												
All India Institute of Medical Sciences	24	24	..	48
Hindi Sahitya Sammelan@
Indian Institute of Technology, New Delhi	1	1	..	13
Indian Institute of Technology, Kanpur	5
Indian Institute of Technology, Kharag- pur	1	1	..	28
Indian Institute of Technology, Madras	3
Indian Institute of Technology, Bombay	19
Indian Statistical Institute	1	1	..	16
Post-Graduate Institute of Research in Medicine	2
Total	1	..	26	27	..	134
<i>Institutions Deemed as Universities</i>												
Birla Institute of Technology	29
Gujarat Vidyapeeth
Gurukul Kangri Vishwavidyalaya	2
Indian Agricultural Research Institute	21
Indian Institute of Science
Indian School of International Studies	4
Jamia Millia Islamia
Kashi Vidyapith
Tata Institute of Social Sciences
Total	56
GRAND TOTAL	10	3	3	1	2	4	35	6	30	113	10	5,686

@ An examining body only.

TABLE XI-B—Number of Foreign Students in Indian Universities by Countries and by Type of Education

Name of the Country of Origin	General Education							Professional Education									Total
	Arts			Science				Others	Agri. Commerce	Edu- cation & Teach- ers' Train- ing	Engg. Tech.	Fine Arts	Law	Medi- cine	Vet. Sc.	Others	
	Pre- Uni./ I.A.	B.A.	M.A./ Ph.D. D.Sc.	Pre- Uni./ I.Sc.	B.Sc.	M.Sc./ Ph.D. D.Sc.											
1	2	3	4	5	6	7	8	9	10	11	12	13	14	15	16	17	18
Aden	..	4	1	4	1	1	6	2	19
Afghanistan	1	10	2	..	1	..	1	..	5	1	1	..	22
Austria	1	1	2
Australia	..	1	3	1	1	6
Belgium	..	1	1	2
Bhutan	..	5	6	2	13
British Guiana	2	5	7
Burma	1	2	3	7	4	1	2	2	5	31	58
Cambodia	2	5	1	8
Canada	1	1	2	1	2	7
Ceylon	54	12	6	2	22	..	6	5	7	8	7	..	1	66	..	10	206
China	1	..	2	2	1	1	2	9
Czechoslovakia	..	1	1
East Africa	6	7	11	24
Ethiopia	..	3	2	2	2	5	..	1	1	16
Fiji (Islands)	13	19	3	5	4	..	2	..	2	..	1	13	62
France	1	1	2	1	1	6
Germany	..	1	3	..	1	2	1	8
Ghana	1	3	4
Hong Kong	2	2
Indonesia	3	3	2	3	..	1	2	4	18
Iran	6	10	4	10	7	2	2	1	9	1	7	1	60
Iraq	..	2	..	1	..	1	..	1	3	..	2	6	16
Ireland	..	8	1	1	10
Italy	1	1	1	3
Japan	..	5	5	2	1	1	14
Jordan	..	6	4	2	7	3	7	..	1	5	35
Kenya	69	120	4	322	96	4	15	21	144	4	38	..	2	172	3	6	1,020
Kuwait	1	1	1	3

TABLE XI-B—Number of Foreign Students in Universities by Countries and by Type of Education—Contd.

1	2	3	4	5	6	7	8	9	10	11	12	13	14	15	16	17	18
Laos	1	1	3	5
Lebanon	1	1	3	5
Malaysia	136	30	2	103	151	1	3	2	3	8	18	240	2	27	726
Malawi	2	4	..	5	2	5	5	..	1	24
Mauritius	3	43	6	8	13	3	7	..	3	17	..	1	104
Mexico	1	1
Nepal	64	51	26	69	84	14	8	75	110	..	121	7	20	198	6	48	901
New Zealand	2	1	3
Nigeria	..	5	1	..	2	..	1	7	16
Other African Countries	9	5	3	3	4	4	1	8	52	89
Pakistan	36	24	1	37	27	1	28	1	1	2	158
Philippines	..	1	2	1	4
Poland	..	2	1	3
Rumania	1	1
S. Rhodesia	..	7	1	2	4	2	3	19
Sikkim	3	29	2	5	12	6	5	12	74
Singapore	10	1	..	1	9	3	11	35
Somalia	4	5	..	4	1	..	2	..	5	21
South Arabia	1	2	1	2	1	7
South Africa	6	..	3	134	4	6	1	4	1	..	71	..	3	233
Spain	..	2	2
Sudan	..	7	1	3	5	1	2	2	..	2	23
Syria	..	1	1	..	1	6	..	9
Sweden	4	4
Tanzania	27	80	7	145	45	2	15	5	61	7	15	112	4	1	526
Thailand	27	69	20	6	26	9	1	13	43	..	22	..	8	29	..	6	279
Tibet	8	4	12
Trinidad	..	2	1	2	5
Turkey
Uganda	28	67	1	152	26	6	6	10	70	6	19	75	1	4	471
U.A.R.	..	3	1	7	2	3	16
U.K.	3	6	7	2	1	1	..	1	3	1	1	4	..	5	35
U.S.A.	6	7	32	1	2	..	1	20	..	6	75
U.S.S.R.	1	..	1	2	5	9
West Indies	..	9	..	1	2	12
Yugoslavia	1	..	4	1	6
Zambia	4	9	1	3	1	2	..	1	4	..	1	26
Others	1	5	4	2	2	..	4	2	1	..	1	33	1	28	84
Total	535	703	181	1,050	572	54	78	148	538	44	320	14	34	1,234	24	155	5,684

TABLE XI-C—Number of Foreign Students in Indian Universities by Source of Finance

Name of the Country of Origin	Government Scholarship Holders	Other Scholarship Holders	Private	Total
1	2	3	4	5
Aden	6	..	13	19
Afganistan	16	2	4	22
Austria	2	2
Australia	2	2	2	6
Belgium	2	..	2
Bhutan	12	1	..	13
British Guiana	5	1	1	7
Burma	13	7	38	58
Cambodia	2	3	3	8
Canada	2	2	3	7
Ceylon	26	19	161	206
China	9	9
Czechoslovakia	1	..	1
East Africa	6	3	15	24
Ethiopia	8	4	4	16
Fiji (Islands)	9	19	34	62
France	2	2	2	6
Germany	3	..	5	8
Ghana	1	..	3	4
Hong Kong	1	1	..	2
Indonesia	5	5	8	18
Iran	4	20	36	60
Iraq	4	6	6	16
Ireland	1	..	9	10
Italy	2	..	1	3
Japan	8	4	2	14
Jordan	26	4	5	35
Kenya	63	55	902	1,020
Kuwait	1	2	3
Laos	2	1	2	5
Lebanon	2	2	1	5
Malaysia	69	96	561	726
Malawi	4	2	18	24
Mauritius	20	47	37	104
Mexico	1	1
Nepal	262	100	539	901
New Zealand	1	1	1	3
Nigeria	6	5	5	16
Other African Countries	17	2	70	89
Pakistan	1	5	152	158
Philippines	1	2	1	4

TABLE XI-C—Number of Foreign Students in Indian Universities by Source of Finance—Contd.

Name of the Country of Origin	Government Scholarship Holders	Other Scholarship Holders	Private	Total
1	2	3	4	5
Poland	3	3
Rumania	1	1
S. Rhodesia	11	3	5	19
Sikkim	29	8	37	74
Singapore	1	1	33	35
Somalia	15	..	6	21
South Arabia	7	7
South Africa	35	11	187	233
Spain	2	2
Sudan	11	2	10	23
Syria	7	2	9
Sweeden	4	4
Tanzania	29	25	472	526
Thailand	53	55	171	279
Tibet	12	..	12
Trinidad	1	1	3	5
Uganda	31	24	416	471
U.A.R.	14	..	2	16
U.K.	10	7	18	35
U.S.A.	15	25	35	75
U.S.S.R.	8	1	..	9
West Indies	7	4	1	12
Yugoslavia	5	1	..	6
Zambia	8	1	17	26
Others	40	7	37	84
Total	949	625	4,110	5,684

TABLE XII—Number of Teachers in University Teaching Departments and Colleges

University	University Teaching Departments		University-/Constituent Colleges		Affiliated/Associated Colleges			Total	
	Men	Women	Men	Women	Men	Women	Men	Women	All Persons
1	2	3	4	5	6	7	8	9	10
Agra	31	2	3,653	613	3,684	615	4,299
Aligarh Muslim	480	23	5	31	485	54	539
Allahabad	328	33	@	@	179	17	507	50	557
Andhra Pradesh Agricultural	319	37	319	37	356
Andhra	325	13	2,319	459	2,644	472	3,116
Annamalai	363	15	363	15	378
Banaras Hindu	745	92	45	40	790	132	922
Bangalore	153	11	764	276	917	297	1,204
Baroda	617	87	90	11	707	98	805
Bhagalpur	57	..	213	45	898	31	1,168	76	1,244
Bihar	312	48†	1,249	37	1,561	85	1,646
Bombay	190	18	2,593	854	2,783	872	3,655
Burdwan	97	3	1,317	137	1,414	140	1,554
Calcutta	737	16	5,955	1,049	6,692	1,065	7,757
Delhi	283	30	1,314	513	94	40	1,691	583	2,274
Dibrugarh	1	..	591	78	592	78	670
Gauhati	127	8	6	..	1,827	204	1,960	212	2,172
Gorakhpur	198	13	1,009	11	1,207	24	1,231
Gujarat	60	8	3,622	385	3,682	393	4,075
Indira Kala Sangeet	9	1	9	1	10
Indore	4	1	350	27	198	68	552	96	648
Jabalpur	19	1	6	..	563	158	588	159	747
Jadavpur	356	30	4	16	360	46	406
Jammu & Kashmir	73	5	875	159	948	164	1,112
Jawaharlal Nehru Krishi Vishwavidyalaya	284	4	284	4	288
Jiwaji	354	36	347	48	701	84	785
Jodhpur	319	35	26	7	345	42	387
Kalyani	109	3	109	3	112
Karnatak	138	1	121	10	1,188	88	1,447	99	1,546
Kerala	108	11	4,169	1,571	4,277	1,582	5,859
Kurukshetra	133	3	38	24	21	..	192	27	219
Lucknow	304	15	255	18	261	149	820	182	1,002

57-1 M of E&SW/72

TABLE XII—Number of Teachers in University Teaching Departments and Colleges—Contd.

1	2	3	4	5	6	7	8	9	10
Madras	189	11	1,455	647	4,002	1,001	5,646	1,659	7,305
Magadh	49	1	198	1	739	28	986	30	1,016
Marathwada	47	2	673	56	720	58	778
Mysore	114	7	142	18	1,758	205	2,014	230	2,244
Nagpur	98	10	41	5	1,825	299	1,964	314	2,278
North Bengal	60	1	106	3	356	54	522	58	580
Orissa University of Agri. and Technology	128	2	128	2	130
Osmania	682	154	1,250	357	1,932	511	2,443
Panjab	247	19	33	5	3,589	906	3,919	930	4,849
Patna	189	6	456	117	645	123	768
Poona	102	6	955	198	830	75	1,887	279	2,166
Punjab Agricultural Punjab	313	15	313	15	328
Rabindra Bharati	47	2	335	75	382	77	459
Rajasthan	45	8	45	8	53
Ranchi	47	1	269	103	1,811	258	2,127	362	2,489
Ravi Shankar	78	..	329	61	1,066	69	1,473	130	1,603
Roorkee	13	..	419	29	398	48	830	77	907
Sardar Patel	283	4	283	4	287
Sangar	51	1	460	39	511	40	551
Shivaji	173	4	1,072	89	1,245	93	1,338
S.N.D.T. Women's Sri Venkateswara	32	6	1,208	102	1,240	108	1,348
Udaipur	74	134	54	107	128	241	369
Univ. of Agricultural Sciences	192	14	1,087	247	1,279	261	1,510
U.P. Agricultural Utkal	8	..	316	7	109	36	433	43	476
Varanaseya Sanskrit Vishwavidyalaya	116	2	116	2	118
Vikram	102	102	..	102
Visva Bharati	53	8	151	8	1,638	218	1,842	234	2,076
..	186	17	186	17	203
Total	5,697	338	17,421	3,782	54,765	9,693	77,888	13,813	91,696

<i>Institutions of National Importance</i>									
All India Institute of Medical Sciences	Not Available
Hindi Sahitya Sammelan†
Indian Institute of Technology, New Delhi	158	1	158	1	159
Indian Institute of Technology, Kanpur	122	2	122	2	124
Indian Institute of Technology, Kharagpur	343	343	..	343
Indian Institute of Technology, Madras	261	261	..	261
Indian Institute of Technology, Bombay	235	5	235	5	240
Indian Statistical Institute	Not Available
Post-Graduate Institute of Research in Medicine.	96	25	96	25	121
Total	1,215	33	1,215	33	1,248
<i>Institutions Deemed as Universities</i>									
Birla Institute of Technology	241	5	241	5	246
Gujarat Vidyapeeth	6	2	39	5	45	7	52
Gurukul Kangri Vishwavidyalaya	20	10	20	10	30
Indian Agricultural Research Institute	200	200	..	200
Indian Institute of Science	203	203	..	203
Indian School of International Studies	29	4	29	4	33
Jamia Millia Islamia	60	7	60	7	67
Kashi Vidyapith	79	2	79	2	81
Tata Institute of Social Sciences	12	2	12	2	14
Total	711	13	178	24	889	37	926
GRAND TOTAL	7,623	384	17,599	3,806	54,765	9,693	79,987	13,883	93,870

‡An examining body only.

†Includes teachers of University Teaching Departments also.

*Included under constituent colleges.

@Included University Teaching Departments.

TABLE XIII—Number of Teachers in University Teaching Departments and Colleges by Type of Education

University	General Education								Professional Education						
	Arts and Science		Home Science		Others		Total		Agriculture		Commerce		Education/Teachers Trg.		
	Men	Women	Men	Women	Men	Women	Men	Women	Men	Women	Men	Women	Men	Women	
1	2	3	4	5	6	7	8	9	10	11	12	13	14	15	
Agra	2,707	542	2,707	542	343	..	170	..	129	..	
Aligarh Muslim	258	37	6	..	264	37	13	..	11	5	
Allahabad	340	44	1	2	3	..	344	46	33	..	22	..	7	2	
Andhra Pradesh Agri	25	..	1	20	26	20	159	17	
Andhra	1,756	340	1,756	340	137	..	51	16	
Annamalai	163	9	163	9	22	..	9	1	8	1	
Banaras Hindu	328	107	328	107	46	..	21	..	17	4	
Bangalore	362	190	4	32	366	222	42	3	29	3	
Baroda	208	32	5	39	11	4	224	75	28	1	13	3	
Bhagalpur	983	76	983	76	47	..	39	..	18	..	
Bihar	1,297	81	1,297	81	37	..	46	..	25	..	
Bombay	1,498	642	1,498	642	188	48	38	27	
Burdwan	1,136	134	1,136	134	139	..	27	5	
Calcutta	4,357	929	14	18	4,371	947	6	..	655	1	107	48	
Delhi	1,228	383	3	36	1,231	419	94	..	17	15	
Dibrugarh	363	70	363	70	36	3	20	1	1	..	
Gauhati	1,659	198	1,659	198	7	..	63	1	24	3	
Gorakhpur	874	14	874	14	120	..	35	..	83	9	
Gujarat	2,499*	320*	2,499	320	68	..	361	14	73	19	
Indira Kala Sangeet	
Indore	275	71	275	71	47	..	4	1	
Jabalpur	295*	114*	295	114	39	..	39	22	
Jadavpur	169*	38*	169	38	
Jammu & Kashmir	575*	116*	575	116	46	..	18	..	47	9	
Jawaharlal Nehru Krishi Vishwavidyalaya	30	30	..	167	3	
Jiwaji	433	57	433	57	32	..	25	3	
Jodhpur	205	34	205	34	30	1	18	7	
Kalyani	50	50	..	46	8	3	

Karnatak	915	64	4	3	919	67	28	..	72	4	62	3
Kerala	3,135*	1,357*	3,135	1,357	42	3	156	1	132	50
Kurukshetra	133	21	133	21	9	38	6
Lucknow	497	152	497	152	32	..	9	10
Madras	3,382	1,209	..	26	3,382	1,235	126	4	107	..	129	71
Magadh	850	29	850	29	41
Marathwada	501	40	501	40	44	2	52	2	24	3
Mysore	1,045	169*	1,045	169	77	1	100	19
Nagpur	1,069	232	1	7	1,070	239	164	1	296	7	87	27
North Bengal	420	51	420	51	32	1	23	6
Orissa University of Agri. and Technology	13	1	13	1	73	1
Osmania	1,070	320	1,070	320	98	1	51	47
Panjab	2,815	690	4	17	2,819	707	112	..	41	..	199	104
Patna	437	109	437	109	21	..	14	6
Poona	1,015	204	1,015	204	150	1	147	7	77	16
Punjab Agri	190	13
Punjabi	129*	36*	26†	..	2	..	157	36	10	..	19	17
Rabindra Bharati	21	3	21	3
Rajasthan	1,341	296	1,341	296	37	..	265	1	151	15
Ranchi	809	106	809	106	49	..	34	..	11	..
Ravi Shankar	502	59	502	59	82	1	36	8
Roorkee	34	3	34	3
Sardar Patel	257	34	257	34	45	..	31	2	27	2
Saugar	922*	84*	922	84	98	..	120	7
Shivaji	800	81	800	81	65	..	106	1	74	14
S.N.D.T. Women's	81	152	2	40	83	152	24	36
Sri Venkateswara	840	195	..	15	840	210	20	..	37	3
Udaipur	139	32	139	32	147	4	9	1	12	4
Univ. of Agri. Sciences	88	2
U.P. Agricultural	45
Utkal	1,312	173	2	1,312	175	31	..	75	4
Varnaseya Sanskrit V.V.	7	..
Vikram	676	100	676	100	86	..	125	16
Visva Bharati	105	10	105	10	15	13	1
Total	49,339	10,590	65	255	22	6	49,426	10,851	2,612	54	4,192	101	2,486	757

*Includes Home Science teachers also.
†Sex-wise details not available.

TABLE XIII—Number of Teachers in University Teaching Departments and Colleges by Type of Education—Contd.

1	2	3	4	5	6	7	8	9	10	11	12	13	14	15
<i>Institutions of National Importance</i>														
All India Institute of Medical Sciences
Hindi Sahitya Sammelan
Indian Institute of Technology, New Delhi
Indian Institute of Technology, Kanpur	59	1	59	1
Indian Institute of Technology, Kharagpur	88	88
Indian Institute of Technology, Madras	79	79
Indian Institute of Technology, Bombay
Indian Statistical Institute	Not Available													
Post-Graduate Institute of Research in Medicine
Total	226	1	226	1
<i>Institutions Deemed as Universities</i>														
Birla Institute of Technology	113	5	113	5	5
Gujarat Vidyapeeth	33	5	33	5	12	2
Gurukul Kangri Vishwavidyalaya	20	10	20	10

Indian Agricultural Research Institute	200
Indian Institute of Science	76	76
Indian School of International Studies	28	4	28	4
Jamia Millia Islamia	30	3	30	3	30	4
Kashi Vidyapith	61	61
Tata Institute of Social Sciences
Total	361	27	361	27	200	..	5	..	42	6
GRAND TOTAL	49,888	10,594	42	279	22	6	49,952	10,879	2,932	54	4,197	101	2,528	763

TABLE XIII—Number of Teachers in University Teaching Departments and Colleges by Type of Education—Contd.

University	Professional Education											
	Engg. & Tech.		Fine Arts		Law		Medicine		Physical Education		Veterinary Sci.	
	Men	Women	Men	Women	Men	Women	Men	Women	Men	Women	Men	Women
1	16	17	18	19	20	21	22	23	24	25	26	27
Agra	95	79	..	91	16	70	..
Aligarh Muslim	124	1	10	..	60	10
Allahabad	77	..	6	2	18	..	N.A.	N.A.
Andhra Pradesh	134	..
Andhra	168	2	17	5	8	..	418	101
Annamalai	94	..	12	2
Banaras Hindu	178	..	28	4	19	..	118	17	4
Bangalore	247	5	34	..	208	54
Baroda	243	1	67	5	13	..	90	11
Bhagalpur	69	12
Bihar	44	36	..	76	4
Bombay	243	5	113	4	610	133	48	..
Burdwan	112	1
Calcutta	298	..	40	4	63	1	948	51	41	3
Delhi	170	2	9	3	32	2	122	138
Dibrugarh	51	121	4
Gauhati	57	1	11	..	83	9	56	..
Gorakhpur	53	1	42
Gujarat	194	2	81	2	404	36
Indira Kala Sangeet	9	1
Indore	86	1	11	1	129	22
Jabalpur	109	16	..	77	17
Jadavpur	189	8

Jammu & Kashmir	98	2	98	21
Jawaharlal Nehru Krishi Vishwavidyalaya	87	1
Jiwaji	71	6	..	97	21	37	3
Jodhpur	77	15
Kalyani	5
Karnatak	122	32	..	206	25
Kerala	374	21	16	..	334	145	46	3
Kurukshetra	12	N.A.	N.A.
Lucknow	21	2	255	18
Madras	626	3	26	1	1,027	315	10	1	95	8
Magadh	36	59	1
Marathwada	28	9	..	62	11
Mysore	447	..	12	2	22	..	309	39
Nagpur	143	1	5	..	24	..	121	29	39	..
North Bengal	47
Orissa University of Agri. and Technology	42	..
Osmania	244	1	29	2	409	136	18	2
Panjab	288	1	12	1	399	105	10	2
Patna	55	31	..	87	8
Poona	149	1	18	..	329	50
Punjab Agricultural	15	108	2
Punjabi	78	3	..	90	24	25
Rabindra Bharati	24	5
Rajasthan	35	26	..	268	49
Ranchi	408	21	..	111	24	30	..
Ravi Shankar	105	1	46	..	59	8
Roorkee	249	1
Sardar Patel	93	2	7	30	..
Saugar	25	67	..	12	1

TABLE XIII—Number of Teachers in University Teaching Departments and Colleges by Type of Education—Contd.

	1	16	17	18	19	20	21	22	23	24	25	26	27
Shivaji	127	1	12	..	56	10
S.N.D.T. Women's	13	7
Sri Venkateswara	116	2	15	9	207	37
Udaipur	11	8	65	1
University of Agricultural Sciences	28	..
U.P. Agricultural	17	19	..
Utkal	170	16	..	238	55
Varanaseya Sanskrit Vishwavidyalaya	5
Vikram	99	1	28	..	106	12
Visva Bharati	31	5
Total	7,230	68	275	47	1,129	16	8,453	1,778	109	8	997	19	

Institutions of National Importance

All India Institute of Medical Sciences	Not Available
Hindi Sahitya Sammelan
Indian Institute of Technology, New Delhi	158	1
Indian Institute of Technology, Kanpur	63	1
Indian Institute of Technology, Kharagpur	255
Indian Institute of Technology, Madras	182

Indian Institute of Technology, Bombay	235	5
Indian Statistical Institute						Not Available						
Post-Graduate Institute of Research in Medicine	96	25
Total	893	7	96	25
<i>Institutions Deemed as Universities</i>												
Birla Inst. of Technology	116	7
Gujarat Vidyapeeth
Gurukul Kangri Vishwavidyalaya
Indian Agricultural Research Institute
Indian Instt. of Science	127
Indian School of International Studies	1
Jamia Millia Islamia
Kashi Vidyapith
Tata Instt. of Social Sciences
Total	243	1	..	7
GRAND TOTAL	8,366	75	275	47	1,130	16	8,556	1,803	109	8	932	19

TABLE XIII—Number of Teachers in University Teaching Departments and Colleges by Type of Education—Contd.

University	Professional Education				Oriental Studies		Grand Total		
	Others		Total		Men	Women	Men	Women	All Persons
	Men	Women	Men	Women					
1	28	29	30	31	32	33	34	35	36
Agra	977	73	3,684	615	4,299
Aligarh Muslim	3	1	221	17	485	54	539
Allahabad	163	4	507	50	557
Andhra Pradesh Agri.	293	17	319	37	356
Andhra	3	..	802	124	86	8	2,644	472	3,116
Annamalai	145	4	55	2	363	15	378
Banaras Hindu	3	..	434	25	28	..	790	132	922
Bangalore	551	65	917	287	1,204
Baroda	7	2	461	23	22	..	707	98	805
Bhagalpur	185	1,168	76	1,244
Bihar	264	4	1,561	85	1,646
Bombay	45	8	1,285	230	2,783	872	3,655
Burdwan	278	6	1,414	140	1,554
Calcutta	163	10	2,321	118	6,692	1,065	7,757
Delhi	16	4	460	164	1,691	583	2,274
Dibrugarh	229	8	592	78	670
Gauhati	301	14	1,960	212	2,172
Gorakhpur	333	10	1,207	24	1,231
Gujarat	2	..	1,183	73	3,682	393	4,075
Indira Kala Sangeet	9	1	9	1	10
Indore	277	25	552	96	648
Jabalpur	13	6	293	45	588	159	747
Jadavpur	2	..	191	8	360	46	406

Jammu & Kashmir	307	32	66	16	948	164	1,112
Jawaharlal Nehru Krishi Vishwavidyalaya	254	4	284	4	288
Jiwaji	268	27	701	84	785
Jodhpur	140	8	345	42	387
Kalyani	..	59	59	3	109	3	112
Karnatak	6	..	528	32	1,447	99	1,546
Kerala	13	..	1,113	223	29	2	4,277	1,582	5,859
Kurukshetra	59	6	192	27	219
Lucknow	317	30	6	..	820	182	1,002
Madras	2,146	403	118	21	5,646	1,659	7,305
Magadh	136	1	986	30	1,016
Marathwada	219	18	720	58	778
Mysore	967	61	2	..	2,014	230	2,244
Nagpur	20	10	899	75	1,964	314	2,278
North Bengal	102	7	522	58	580
Orissa University of Agri. and Technology	115	1	128	2	130
Osmania	13	2	862	191	1,932	511	2,443
Panjab	4	1	1,065	214	35	9	3,919	930	4,849
Patna	208	14	645	123	768
Poona	2	..	872	75	1,887	279	2,166
Punjab Agricultural	313	15	313	15	328
Punjabi	225	41	382	77	459
Rabindra Bharati	24	5	45	8	53
Rajasthan	4	1	786	66	2,127	362	2,489
Ranchi	664	24	1,473	130	1,603
Ravi Shankar	328	18	830	77	907
Roorkee	249	1	283	4	287
Sardar Patel	21	..	254	6	511	40	551
Saugar	1	1	323	9	1,245	93	1,338

TABLE XIII—Number of Teachers in University Teaching Departments and Colleges by Type of Education—Contd.

1	28	29	30	31	32	33	34	35	36
Shivaji	1	440	27	1,240	108	1,348
S.N.D.T. Women's	8	6	45	49	128	241	369
Sri Venkateswara	395	51	44	..	1,279	261	1,540
Udaipur	42	1	294	11	433	43	476
Univ. of Agricultural Sciences	116	2	116	2	118
U.P. Agricultural	21	..	102	102	..	102
Utkal	530	59	1,842	234	2,076
Varanaseya Sanskrit Vishwavidyalaya	12	..	55	1	67	1	68
Vikram	444	29	1,120	129	1,249
Visva Bharati	22	1	81	7	186	17	203
Total	434	55	27,916	2,903	546	59	77,883	13,813	91,696

Institutions of National Importance

All India Institute of Medical Sciences	Not Available
Hindi Sahitya Sammelan
Indian Institute of Technology, New Delhi	158	1	158	1	159
Indian Institute of Technology, Kanpur	63	1	122	2	124
Indian Institute of Technology, Kharagpur	255	343	..	343
Indian Institute of Technology, Madras	182	261	..	261
Indian Institute of Technology, Bombay	235	5	235	5	240

Indian Statistical Institute									
Post-Graduate Institute of Research in Medicine	96	25	96	25	121
Total	989	32	1,215	33	1,248
<i>Institutions Deemed as Universities</i>									
Birla Institute of Technology	128	241	5	246
Gujarat Vidyapeeth	12	2	45	7	52
Gurukul Kangri Vishwavidyalaya	20	10	30
Indian Agricultural Research Institute	200	200	..	200
Indian Institute of Science	127	203	..	203
Indian School of International Studies	1	29	4	33
Jamia Millia Islamia		..	30	4	60	7	67
Kashi Vidyapeeth	18	..	18	2	79	2	81
Tata Institute of Social Sciences	12	2	12	2	12	2	14
Total	30	4	528	10	889	37	926
GRAND TOTAL	462	59	29,487	2,945	546	59	79,987	13,883	93,870

TABLE XIV—Distribution of Teachers by Basic Pay Drawn
A—University Teaching Departments

University	Total	Honora- ry and Parttime	Rs. 100 and Below	101— 200	201— 300	301— 400	401— 500	501— 600	601— 700	701— 800	801— 900	901— 1,000	1,000 and above
1	2	3	4	5	6	7	8	9	10	11	12	13	14
Aligarh Muslim	503	1	28	46	139	104	65	52	30	9	29
Allahabad	361†	9	..	1	4	63	98	50	62	32	20	7	15
Annamalai	378	2	..	53	12	22	170	30	43	13	1	7	25
Bangalore	164	1	12	37	42	43	5	13	3	3	5
Bhagalpur	57	11	24	5	6	6	..	2	3
Bihar%
Bombay	208	62	18	27	8	14	11	12	22	4	30
Burdwan	100	30	40	..	22	8
Calcutta
Delhi	313	4	22	43	62	18	40	74	9	41
Gauhati	135	2	8	61	22	5	7	7	6	17
Gorakhpur	211	4	4	14	43	100	14	12	5	1	14
Gujarat	68	3	22	8	10	5	11	3	..	1	5
Indira Kala Sangeet	10	3	7
Indore	5	1	1	1	..	1	1
Jabalpur	20	7	1	2	5	1	4
Jammu & Kashmir	78	15	24	12	9	6	2	4	6
Jiwajit
Jodhpur	354	20	21	137	71	25	16	28	25	11
Kalyani	112	43	28	14	10	9	5	3
Karnatak	139	2	21	25	37	8	12	8	15	5	6
Kerala	119	10	8	25	24	14	10	8	6	14
Kurukshetra	136	30	46	25	12	6	4	2	11
Lucknow	319	7	4	23	77	48	70	36	20	11	23
Madras	200	2	..	13	25	23	21	31	6	18	22	2	37
Magadh	50	10	16	5	6	4	4	2	3
Marathwada	49	1	7	5	11	4	6	4	3	2	6
Mysore	121	2	..	2	7	..	56	37	17
Nagpur	108	9	..	1	2	10	24	25	14	4	11	3	5
North Bangal	61	7	20	13	2	4	9	6	..

TABLE XIV—*Distribution of Teachers by Basic Pay Drawn—Contd.*
A—*University Teaching Departments—Contd.*

1	2	3	4	5	6	7	8	9	10	11	12	13	14	
Indian Institute of Technology, Bombay	240	2	2	26	45	56	26	22	23	6	32	
Indian Statistical Institute							Not Available							
Post-Graduate Institute of Research in Medicine	121	5	36	7	4	7	15	10	37	
Total	1,248	8	..	1	31	160	284	198	97	152	87	47	183	
<i>Institutions Deemed as Universities</i>														
Birla Institute of Technology	246	..	4	19	19	21	41	62	25	20	8	5	22	
Gujarat Vidyapeeth	8	2	6	
Gurukul Kangri Viswavidyalaya	20	10	8	2	
Indian Agricultural Research Institute	200	14	..	14	..	151	21	
Indian Institute of Science	203	52	15	27	20	22	13	11	43	
Indian School of International Studies	33												33	
							(Salary—blockwise details not available)							
Kashi Vidyapeeth	
Tata Institute of Social Sciences	14	4	1	1	1	1	2	2	2	
Total	724	4	4	21	49	81	73	90	197	43	23	18	121	
GRAND TOTAL	8,007	183	6	123	455	897	1,816	1,225	906	743	534	295	824	

TABLE XIV—Distribution of Teachers by Basic Pay Drawn—Contd.
B—University/Constituent Colleges

University	Total	Hono- rary and Part-time	Rs. 100 and below	101— 200	201— 300	301— 400	401— 500	501— 600	601— 700	701— 800	801— 900	901— 1,000	1,000 and above
1	2	3	4	5	6	7	8	9	10	11	12	13	14
Agra	33	7	11	4	2	3	3	..	3
Aligarh Muslim	36	1	13	8	7	6	..	1	..
Allahabad†
Andhra Pradesh Agricultural	356	2	..	31	121	89	58	11	20	15	2	7	..
Andhra	338	3	..	18	15	33	135	38	20	26	17	7	26
Annamalai
Banaras Hindu	837	12	..	1	11	102	136	217	71	71	101	24	91
Bangalore	1,040	81	50	120	207	213	168	85	44	12	15	15	30
Baroda	704	23	8	52	112	156	146	70	34	51	10	8	34
Bhagalpur	258	117	83	49	6	..	1	1	1
Bihar	360	9	1	12	13	72	151	40	14	24	10	6	8
Bombay	3,447	896	3	238	829	628	293	197	193	44	19	21	86
Calcutta	753	478	14	41	55	42	45	28	14	36
Delhi	1,827	106	..	1	175	333	326	391	149	117	107	36	86
Dibrugarh	1	6	1
Gauhati	6
Indore	377	6	..	7	87	143	35	32	31	6	3	10	17
Jabalpur	6	1	1	..	1	1	2
Jadavpur	386	14	..	1	9	19	72	93	51	44	33	10	40
Jawaharlal Nehru Krishi Vishwavidyalaya	288	2	..	4	86	110	17	38	21	2	1	..	7
Jiwaji	390	9	..	8	136	111	43	35	18	7	4	9	10
Karnatak	131	3	2	2	35	61	13	8	3	1	..	1	2
Kurukshetra	62	1	35	18	4	3	1
Lucknow	273	16	14	72	37	42	12	22	45	4	9
Madras	2,102	47	3	403	718	400	255	76	73	23	19	38	47
Magadh	199	2	..	29	91	25	43	7	2
Mysore	160	20	..	2	21	55	40	15	2	3	2

†Included under University Teaching Departments.

TABLE XIV—Distribution of Teachers by Basic Pay Drawn—Contd.
B—University/Constituent Colleges—Contd.

	1	2	3	4	5	6	7	8	9	10	11	12	13	14
Nagpur	46	5	10	10	5	7	5	..	2	2	2
North Bengal	109	2	17	22	23	14	5	8	6	5	7	7
Orissa University of Agricultural and Technology	130	4	11	41	29	21	22	..	2	2
Osmania	836	119	22	139	147	89	128	64	78	21	29	29
Panjab	88	9	2	9	..	31	21	4	..	5	2	1	4	4
Patna	573	23	4	38	87	100	117	83	47	28	23	13	10	10
Poona	1,153	234	34	165	120	241	71	93	42	17	11	6	119	119
Punjab Agricultural	328	6	36	110	49	32	21	32	13	9	20	20
Rajasthan	372	..	1	9	17	28	183	68	16	17	26	3	4	4
Ranchi	390	1	2	87	97	108	60	17	9	1	5	1	2	2
Ravi Shankar	448	12	1	25	98	159	47	31	37	9	1	12	16	16
Sardar Patel	499	17	2	85	197	104	37	21	10	10	9	3	4	4
S.N.D.T. Women's	208	73	1	6	37	46	21	7	2	7	5	2	1	1
Sri Venkateswara	206	1	..	3	26	30	89	10	7	23	1	..	16	16
Udaipur	323	1	1	1	33	53	147	20	23	19	11	4	10	10
U.P. Agricultural	102	21	21	31	7	10	2	..	10	10
Utkal	159	8	..	5	61	41	18	9	2	8	2	1	4	4
Vikram	660	8	4	28	214	194	86	48	46	4	1	2	25	25
Visva Bharati	203	7	..	9	12	35	46	34	17	11	18	5	9	9
Total	21,203	2,251	119	1,385	3,710	4,297	3,390	2,170	1,283	807	657	303	831	831
<i>Institutions Deemed as Universities</i>														
Gujarat Vidyapeeth	44	1	9	7	22	2	1	2
Gurukul Kangri Vishwavidyalaya	10	..	1	2	6	1
Jamia Millia Islamia	67	3	14	10	23	7	5	1	2	..	2	2
Kashi Vidyapith	81	7	..	2	9	52	2	..	5	4	4
Total	202	8	10	14	51	64	26	9	10	2	2	..	6	6
GRAND TOTAL	21,405	2,259	129	1,399	3,761	4,361	3,416	2,179	1,293	809	659	303	837	837

TABLE XIV—Distribution of Teachers by Basic Pay Drawn—Contd.
C—Affiliated/Associated Colleges

University	Total	Hono- rary and Part-time	Rs. 100 and below	101— 200	201— 300	301— 400	401— 500	501— 600	601— 700	701— 800	801— 900	901— 1,000	1,000 and above
1	2	3	4	5	6	7	8	9	10	11	12	13	14
Agra	4,266	33	45	154	1,672	1,152	675	216	101	64	58	23	73
Allahabad	196	..	1	1	59	60	33	10	9	16	..	1	6
Andhra	2,778	27	50	851	832	453	240	114	103	59	21	13	15
Banaras Hindu	85	5	1	5	36	16	15	3	1	..	3
Baroda	101	28	2	27	1	15	13	1	3	1	10
Bhagalpur	929	22	..	75	433	213	96	41	23	5	6	6	9
Bihar	1,286	14	56	251	458	239	108	20	65	13	33	3	26
Burdwan	1,454	139	62	342	428	218	107	56	31	32	16	7	16
Calcutta	7,004	1,416	160	1,393	1,629	906	515	307	159	175	118	75	151
Delhi	134	16	50	55	7	1	5
Dibrugarh	669	50	13	75	255	128	45	11	5	49	11	..	27
Gauhati	2,031	153	11	233	697	490	212	95	26	50	33	3	28
Garakhpur	1,020	77	..	63	474	219	127	18	14	4	17	2	5
Gujarat	4,007	419	105	790	1,376	693	240	132	94	40	24	21	73
Indore	266	58	..	13	71	86	24	5	3	..	2	2	2
Jabalpur	721	24	1	24	233	216	86	58	27	11	8	13	20
Jadavpur	20	13	6	1
Jammu & Kashmir	1,034	3	25	83	251	225	199	105	43	41	15	12	32
Jiwaji	395	7	4	9	167	125	49	15	3	..	7	5	4
Jodhpur	33	1	1	2	14	12	1	..	1	1
Karnatak	1,276	90	3	153	467	326	96	50	31	32	10	9	9
Kerala	5,740	66	150	1,519	1,600	1,113	508	376	170	85	66	33	54
Kurukshetra	21	1	..	8	..	8	1	3
Lucknow	410	32	10	28	173	86	41	29	2	6	3
Madras	5,003	61	102	1,233	1,660	976	389	198	153	100	47	19	65
Magadh	767	59	1	140	291	189	45	12	10	12	3	2	3
Marathwada	729	15	25	131	296	163	25	45	8	6	2	2	11
Mysore	1,963	71	29	161	488	570	339	118	86	45	15	9	32
Nagpur	2,124	85	18	456	638	445	168	123	89	54	17	8	23

**TABLE XIV—Distribution of Teachers by Basic Pay Drawn—Contd.
C—Affiliated/Associated Colleges—Contd.**

	1	2	3	4	5	6	7	8	9	10	11	12	13	14
North Bengal		410	56	..	98	142	62	12	13	10	10	5	2	..
Osmania		1,607	117	6	223	499	354	123	97	59	57	23	14	35
Panjab		4,495	70	19	752	1,775	821	442	196	97	130	32	37	124
Poona		905	73	25	198	334	183	44	21	17	7	2	..	1
Punjabi		410	..	4	37	84	92	71	26	27	10	24	4	31
Rajasthan		2,069	80	82	118	380	568	483	187	60	33	24	17	37
Ranchi		1,135	58	14	100	289	216	176	113	24	59	12	20	54
Ravi Shankar		446	68	1	23	175	127	24	6	3	1	11	6	1
Saugar		1,161	103	11	85	403	342	110	51	21	1	11	8	15
Shivaji		1,310	69	52	255	435	267	101	63	26	14	7	1	20
Sri Venkateswara		1,334	6	2	446	434	194	53	125	24	34	10	..	6
Udaipur		145	2	4	22	42	43	16	6	5	2	3
Utkal		1,856	19	3	48	694	550	168	86	74	116	26	27	45
Vikram		552	13	1	33	133	161	118	33	8	20	9	7	16
Total		64,458	3,775	1,099	10,647	20,586	13,403	6,383	3,205	1,729	1,395	734	412	1,090

TABLE XV—Pay Scales of Teachers in University Teaching Departments,
Constituent Colleges and Affiliated Colleges

A—University Teaching Departments and Constituent Colleges

University	Lecturer	Reader	Professor
1	2	3	4
Agra	400—30—640—EB— 40—800	700—40—1,100	1,000—50—1,500
Aligarh Muslim	400—30—640—40— 800	700—40—1,100	1,000—50—1,500
Allahabad	400—30—640—40— 800	700—40—1,100	1,000—50—1,500
Andhra Pradesh Agri.	350—750	600—30—900	800—50—1,250
Andhra	400—30—640—EB— 40—800	700—40—1,100	1,000—50—1,500
Annamalai	(i) 400—30—640— 40—800 (ii) 350—350—380— 30—590—EB—30— 770—40—850 (Engg., Tech.)	(i) 700—40—1,100 (ii) 600—40— 1,000—50—1,150 (Engg. & Tech.)	(i) 1,000—50—1,500 (ii) 1,000—50— 1,500 (Engg. & Tech.)
Banaras Hindu	400—30—640—40— 800	700—40—1,100	1,000—50—1,500
Bangalore	(i) 400—30—640— 40—800 (ii) 230—20—350— 25—500	(i) 700—40—1,100 (ii) 300—20—400— 25—600	(i) 1,000—50—1,500 (ii) 600—50—1,000
Baroda	(i) 400—30—640— EB—40—800 (ii) 350—350—380— 30—590—30—770— 40—850 (Engg.)	(i) 700—40—1,100 (ii) 600—40— 1,000—50—1,150 (Engg.)	(i) 1,000—50—1,500 (ii) 1,000—50—1,500 (Engg.)
Bhagalpur	400—30—640—EB— 40—800	700—40—1,100	1,100—50—1,500
Bihar	400—30—640—EB— 40—800	700—40—1,100	1,100—50—1,500
Bombay	400—30—640—40— 800	700—40—1,100	(i) 1,000—50—1,500 (ii) 1,600—100— 1,800
Burdwan	(i) 450—30—660— 40—900—50—950 (ii) 400—30—640— 40—950	700—40—1,100	1,000—50—1,500
Calcutta	400—30—640—40— 800	700—40—1,100	1,000—50—1,500
Delhi	(i) 400—30—640— 40—800 (ii) 300—25—350	700—40—1,100	1,000—50—1,500
Dibrugarh	400—40—800—50— 950	700—50—1,250	1,100—50—1,300— 60—1,600

TABLE XV—Pay Scales of Teachers in University Teaching Departments,
Constituent Colleges and Affiliated Colleges—Contd.

A—University Teaching Departments and Constituent Colleges—Contd.

1	2	3	4
Gauhati	400—30—640—EB— 40—800	700—40—1,100	1,000—50—1,500
Gorakhpur	400—30—640—EB— 40—800	700—40—1,100	1,000—50—1,500
Gujarat	250—25—500	500—25—800	800—50—1,250
Indira Kala Sangeet	225—225—250—20— 350—EB—20— 470—485—500	400—25—550—EB— 25—800	800—40—1,000
Indore	(i) 275—275—300— 15—405—EB—20— 425—25—575 (ii) 360—15—405— 20—425—25—550— 550—EB—25—700 (Med.)	600—40—1,000— EB—50—1,150 (Med.)	550—550—30— 700—700—EB— 30—850—25—900 1,000—40—1,200 (Med.)
Jabalpur	400—30—640—EB— 40—800	700—40—1,100	1,000—50—1,500
Jadavpur	400—30—640—EB— 40—800	700—40—1,100 600—40—1,000— 50—1,150	1,000—50—1,500 1,600—100—1,800
Jammu & Kashmir	(i) 350—30—500— EB—40—700 (ii) 200—25—400	600—50—1,000	1,000—50—1,500
Jawaharlal Nehru Krishi Vishwavidyalaya	(i) 275—275—300— 15—405—425—25— 575 (ii) 275—700	360—15—405—425— 25—550—EB— 25—700	1,100—30—1,160— 1,200
Jiwaji	275—275—300— 15—405—20—425— 25—575 350—350—380—30— 590—EB—770— 40—850 (Engg.) 360—750 (Med.)	550—550—30— 700—EB—30— 850—25—950 600—40—1,000— 50—1,150 (Engg.) 580—950 (Med.)	1,000—40—1,200 (Engg.) 1,100—30—1,160— 40—1,200 950—1,200 (Med.)
Jodhpur	(i) 400—30—640— EB—40—800 (ii) 300—25—350	700—40—1,100	1,000—50—1,500
Kalyani	400—30—640—EB— 40—800	700—40—1,100	1,000—50—1,500
Karnatak	400—30—640—EB— 40—800	700—40—1,100	1,000—50—1,500
Kerala	400—30—640—40— 800	700—40—1,100	1,000—50—1,500
Kurukshetra	(i) 400—30—640— EB—40—800	700—40—1,100	1,000—50—1,500

TABLE XV—Pay Scales of Teachers in University Teaching Departments, Constituent Colleges and Affiliated Colleges—Contd.

A—University Teaching Departments and Constituent Colleges—Contd.

1	2	3	4
Lucknow	400—30—640—EB— 40—800	700—40—1,100	1,000—50—1,500
Madras	400—30—640—EB— 40—800	700—40—1,100	1,000—50—1,500}
Magadh	400—30—640—EB— 40—800	700—40—1,100	1,000—50—1,500
Marathwada	400—30—640—EB— 40—800	700—40—1,100	1,000—50—1,500
Mysore	(i) 400—30—700— 40—900 (ii) 250—15—400— 20—500	500—25—800	(i) 800—50—1,250 (ii) 600—40—1,000
Nagpur	400—30—640—EB— 40—800	700—40—1,100	1,000—50—1,500
North Bengal	(i) 400—30—640— EB—40—800 (ii) 350—350—380— 30—590—EB— 770—40—850	700—40—1,100	1,000—50—1,500 (Engg.)
Osmania University of Agriculture and Tech- nology	260—15—320—20— 400—EB—30— 520—EB—40—680— 50—780	510—40—750—50— 900	1,000—50—1,250
Panjab	400—30—640—EB— 40—800	700—40—980—40— 1,100	1,000—50—1,500
Patna	(i) 400—30—640— 40—800 (ii) 350—370—25— 720—40—800(Engg.)	(i) 700—40—1,100 (ii) 600—40—840— 40—1,000 (Engg.)	(i) 1,000—50—1,500 (ii) 850—50—1,250 (Engg.) (iii) 1,250—50— 1,850 (Med.)
Poona	400—30—640—40— 800	700—40—1,100	1,000—50—1,500
Punjab Agricultural	(i) 250—15—400— 20—500 (ii) 400—30—640— 40—800	700—40—1,100	1,000—50—1,500
Punjabi	400—30—640—40— 800	700—40—1,100	1,000—50—1,500
Rabindra Bharati	(i) 400—40—800— 50—950 (ii) 300—15—330— 20—650	700—50—1,250	1,100—50—1,300— 60—1,600
Rajasthan	(i) 400—30—640— 40—800 (ii) 300—25—400	700—40—1,100	1,000—50—1,500

TABLE XV—Pay Scales of Teachers in University Teaching Departments,
Constituent Colleges and Affiliated Colleges—Contd.

A—University Teaching Departments and Constituent Colleges—Contd.

1	2	3	4
Ranchi	400—30—640—40— 800	700—40—1,100	1,000—50—1,500
Ravi ¹ Shankar	(i) 400—30—640— 40—800 (ii) 275—275—300— 15—405—EB—20— 425—25—575 (iii) 350—350—380— 380—30—590— EB—30—770—40— 850 (Engg.) (iv) 360—15—405— 20—425—25—550— 550—EB—25—700 (Med.)	700—40—1,100 500—550—30—700— EB—30—850—950 600—40—1,000— 50—1,150 (Engg.) 580—30—700—700— 30—850—EB—950 (Med.)	1,000—50—1,500 800—40—1,000 950—30—1,100— 1,100—30—1,160 (Med.) 1,000—40—1,200 (Engg.)
Roorkee	400—30—640—ER— 40—800 400—30—640—40— 800	700—50—1,100 700—50—1,100	1,000—50—1,500 1,100—50—1,300 (Engg.) 2,000—100—2,500 (Engg.)
Sardar Patel	400—30—640—EB— 40—800 250—15—320—20— 525—25—600	700—40—1,100 500—25—800	1,000—50—1,500 800—50—1,250
Saugar	400—30—640—EB— 40—800	700—40—1,100	1,000—50—1,500
Shivaji	400—30—640—40— 800	700—40—1,100	1,000—50—1,500
S.N.D.T. Women's	400—30—640—EB— 40—800	700—40—1,100	1,000—50—1,500
Sri Venkateswara	(i) 400—30—640—EB 40—800 (ii) 300—25—600	700—40—1,100	1,000—50—1,500
Udaipur	400—30—640—EB— 40—800	700—40—1,100	1,000—50—1,500
University of Agri. Sciences	400—30—640—EB— 40—800	700—40—1,100	1,000—50—1,500
U.P. Agricultural	400—40—800—50— 950	700—40—1,100	1,000—50—1,500
Utkal	400—30—640—40— 800	700—40—1,100	1,000—50—1,500
Varanaseya Sanskrit	400—10—800—50— 950	500—1,250	1,000—50—1,500
Vikram	(i) 400—30—640— 40—800 (ii) 360—15—405— 20—425—25—550— EB—25—700 (Med.)	700—40—1,100 580—30—700—850— 25—950 (Med.)	1,000—50—1,500 1,250—50—1,500 (Med.)
Visva Bharati	(i) 400—30—640— 40—800 (ii) 275—15—350— 20—650	700—40—1,100	1,000—50—1,500

TABLE XV—Pay Scales of Teachers in University Teaching Departments, Constituent Colleges and Affiliated Colleges—Contd.

A—University Teaching Departments and Constituent Colleges—Contd.

	1	2	3	4
INSTITUTIONS OF NATIONAL IMPORTANCE				
All India Institute of Medical Sciences	675—25—1,000		..	(i) 1,600—2,500 (ii) 1,000—50—1,500
Indian Institute of Technology, New Delhi	(i) 400—40—800—50—950 (ii) 375—25—500—30—590—30—650		..	(i) 1,600—100—1,800 (ii) 1,100—1,300
Indian Institute of Technology, Kanpur	(i) 400—40—800—50—950 (ii) 375—25—500—30—590—30—650		..	(i) 1,100—50—1,300—60—1,600 (ii) 700—50—1,250
Indian Institute of Technology, Kharagpur	400—40—800—50—950	700—50—1,250		(i) 1,600—100—1,800 (ii) 1,100—50—1,300—60—1,600
Indian Institute of Technology, Madras	(i) 400—40—800—50—950 (ii) 375—25—500—30—590—30—650	1,100—1,300		(i) 1,600—100—1,800 (ii) 1,100—1,300
Indian Institute of Technology, Bombay	(i) 400—40—800—50—950 (ii) 375—25—500—30—590—30—650		..	(i) 1,600—100—1,800 (ii) 700—50—1,250
Indian Statistical Institute		N.A.	N.A.	N.A.
Post-Graduate Institute of Medical Education and Research	(i) 600—40—800 (ii) 800—40—1,000		..	(i) 2,400—100—3,000 (ii) 1,000—50—1,400
INSTITUTIONS DEEMED AS UNIVERSITIES				
Birla Institute of Technology and Science	(i) 400—40—800—50—900 (ii) 425—25—850	700—50—1,250		1,100—50—1,300—60—1,600

TABLE XV—Pay Scales of Teachers in University Teaching Departments,
Constituent Colleges and Affiliated Colleges—Contd.

A—University Teaching Departments and Constituent Colleges—Contd.

1	2	3	4
Gujarat Vidyapeeth	(i) 350—25—600 (ii) 250—25—500	..	500—25—800
Gurukul Kangri Vishwa- vidyalaya	250—15—400—20— 500	..	350—20—550—25— 650—30—800
Indian Agricultural Res- earch Institute	400—40—800—50— 950	..	900—1,250
Indian Institute of Science	400—40—800—50— 950	700—50—1,250	(i) 1,600—100—1,800 (ii) 1,100—50—1,300 —60—1,600
Indian School of Inter- national Studies	400—30—640—EB— 40—800	700—40—1,100	1,000—50—1,500
Jamia Millia Islamia	(i) 400—30—640— EB—40—800 (ii) 300—25—600	700—40—1,100	800—50—1,250
Kashi Vidyapeeth	400—30—640—EB— 40—800	700—40—1,100	1,000—50—1,500
Tata Institute of Social Sciences	450—25—600—EB— 30—840	700—30—850—EB— 40—1,130	1,100—50—1,500

TABLE XV—Pay Scales of Teachers in University Teaching Departments,
Constituent Colleges and Affiliated Colleges—Contd.

B—Affiliated/Associated Colleges

University	Lecturer	Reader/Senior Lecturer	Professor/Principal
1	2	3	4
Agra	(i) 250—15—400— EB—20—500 (ii) 225—15—360— EB—15—450	(i) 350—20—550— EB—25—650— EB—30—800 (ii) 300—20—500— EB—25—600	(i) 800—50—1,000— EB—50—1,200 (ii) 650—40—850— EB—50—900
Allahabad	(i) 300—25—600 (ii) 200—15—320— 20—600 (iii) 400—40—800— 50—950 (Engg.)	700—40—1,100— 50—1,250 (Engg.) ..	(i) 1,300—1,800 (Engg.) (ii) 1,100—1,600 (Engg.)
Andhra	(i) 300—25—600 (ii) 350—380—30— 590—EB—770— 40—850 (Engg.) (iii) 500—30—800 (Med.)	(i) 400—40—800 (ii) 500—40—900 (Med.) (iii) 600—40—1,000 —50—1,150 (Engg.)	(i) 700—40—900— 50—1,100 (ii) 700—50—1,100 (Med.) (iii) 1,250—50—1,500 (Engg.)
Banaras Hindu	(i) 300—20—500— 25—600 (ii) 225—15—360— 25—450	400—25—700	(i) 650—40—850— 50—900 (ii) 500—50—1,000 —50—1,200
Baroda	585—30—825—35— 860—40—900 (Med.)	900—30—1,200 (Med.)	(i) 1,100—50—1,400 (Med.) (ii) 1,300—70—1,440 —60—1,550 (Med.)
Bhagalpur	200—220—25—320— 25—750	350—25—650—EB— 35—1,000	(i) 800—25—1,250 (ii) 500—35—850
Bihar	(i) 200—20—220— 25—320—EB—25— 750 (ii) 325—985 (Engg.) (iii) 415—30—505— EB—30—935 (Med.)	(i) 750—1,250(Engg.) (ii) 800—35—870— 40—1,070—EB— 40—1,150 (Med.)	(i) 500—850—30— 1,000 (ii) 1,200—50—1,700 (Engg.) (iii) 1,250—50— 1,850 (Medicine)
Burdwan	300—25—600	400—25—700	600—40—800
Calcutta	(i) 400—25—700 (ii) 300—25—800 (Med.) (iii) 275—650 (Engg.)	(i) 850—50—1,350 (Med.) (ii) 700—1,300 (Engg.)	(i) 1150—1,450 (Engg.) (ii) 1,800—2,000 (Engg.)
Delhi	(i) 400—30—640— 40—800 (ii) 300—25—350	(i) 700—40—1,100	(i) 1,000—50—1,500

TABLE XV—Pay Scales of Teachers in University Teaching Departments,
Constituent Colleges and Affiliated Colleges—Contd.

B—Affiliated/Associated Colleges—Contd.

	1	2	3	4
Dibrugarh		(i) 350—30—500— EB—30—680—EB— 35—925 (ii) 350—30—500— EB—30—680—EB— 35—925 (Med. & Engg.)	750—50—950—EB— 50—1,200—(Med. Engg.)	750—50—950—EB— 50—1,200 (i) 1,200—60—1,380 —EB—60—1,500 (Med.) (ii) 1,300—60—1,480 EB—60—1,600 (Med.) (i) 1,500—60—1,680 —EB—60—1,800 (Engg.) (ii) 1,200—60—1,380 —EB—60—1,500 (Engg.)
Gauhati		350—30—500—EB— 30—680—EB—35— 925—1,000 (Engg.)	750—50—1,200 (Engg.)	(i) 1,500—60—1,680 EB—60—1,800 (Engg.) (ii) 1,360—60—1,480 —EB—60—1,600 (Med.)
Gorakhpur		200—15—320—20— 500	400—25—700	650—40—850—EB— 50—900
Gujarat		200—10—300		300—15—450
Indore		(i) 360—15—405— 20—425—25—550— 550—EB—25—700 (ii) 275—275—300— 15—405—20—425— 25—575		(i) 850—25—950— 30—1,100 (ii) 350—350—25— 500—EB—25—600 —600—850
Jabalpur		(i) 275—275—300— 15—405—EB—20— 425—25—575 (ii) 350—350—380— 30—500—EB—770— 40—850 (Engg.)	(i) 600—40—1,000— 50—1,150 (ii) 400—25—550— EB—25—800	(i) 1,100—30—1,160 40—1,200 (ii) 550—550—30— 700—700—EB— 30—850—950
Jadavpur		250—20—450	300—20—500	700 fixed
Jammu & Kashmir		350—350—25—600— 850	600—40—1,000— 50—1,150 (Engg.) 400—25—700 (Med.)	(i) 700—40—1,100 (ii) 1,000—1,500 (Med.) (iii) 1,800—2,280 (Engg.)
Jiwaji		(i) 275—275—300— 15—405—25—575	360—15—405—425— 25—550—550—25— 700	850—25—950—30— 1,100
Jodhpur		285—25—510—EB— 25—560—30—800	280—25—510—EB— 25—560—30—800	550—30—820—EB— 850—50—900
Karnatak		(i) 250—25—500 (ii) 300—25—550— 30—700 (Med.)	(i) 300—25—800 (ii) 600—40—1,000 (Med.)	(i) 600—40—800 (ii) 700—40—900— 50—1,100 (Med.) (iii) 1,000—50—1,200 (Med.)

TABLE XV—Pay Scales of Teachers in University Teaching Departments
Constituent Colleges and Affiliated Colleges—Contd.
B—Affiliated/Associated Colleges—Contd.

	1	2	3	4
Kerala	(i) 250—25—500 (ii) 250—400 (Med.) (ii) 300—500 (Engg.)	500—50—800 (Engg.)	500—50—800	800—1,000 (Engg. & Med.) 1,000—1,200 (Engg. & Med.)
Kurukshetra	400—400—450—30— 600—EB—35—950 (Engg.)	700—40—1,100— 50—1,250 (Engg.)		(i) 1,100—50—1,300 60—1,600 (Engg.) (ii) 1,800—100— 2,000—125—2,250 (Engg.)
Lucknow	250—25—500	300—25—600		650—40—850—EB— 50—900
Madras	225—10—275—425	450—25—800		600—30—900
Magadh	(i) 200—15—500 (ii) 290—600	..		(i) 500—850 (ii) 900—50—1,400 (Vet.)
Marathwada	(i) 200—15—380— 20—400 250—270—15—450— 20—490—25—715 450—880 (Engg.) 550—30—640—40— 880 (Med.) 300—15—450—EB— 20—490—25—665 (Med.)	300—20—400—25— 600		(i) 400—25—550— 30—770 (i) 880—1,200 (Engg.) (ii) 650—1,100 (Engg.) (ii) 350—1,100 1,100—50—1,400 (Med.)
Mysore	N.A.	N.A.		T.A.
Nagpur	(i) 250—20—270— 15—390—EB—15— 450—20—490—EB— 75—715 (ii) 200—15—320— EB—20—500	(i) 400—25—700		600—40—800
	400—400—550—30— 670—EB—30—880 (Engg.) 550—30—640—40— 880 (Med.)	700—40—1,100— 50—1,250 (Engg.)		1,100—50—1,300— 60—1,600 (Engg.) 1,800—100—2,000— 125—2,250 (Engg.) 1,100—50—1,450 (Med.) 1,300—70—1,440— 60—1,500 (Med.)
North Bengal	300—25—600	(i) 600—30—900 (ii) 400—25—700		600—1,000
Osmania	350—380—30—500— 30—770—40—850 (Engg.)	400—25—700		(ii) 1,000—1,200 (Engg.) (i) 600—800

TABLE XV—Pay Scales of Teachers in University Teaching Departments
Constituent Colleges and Affiliated Colleges—Contd.

B—Affiliated/Associated Colleges—Contd.

	1	2	3	4
		325—700 (Med.)	(ii) 600—1,500 (Engg.)	(i) 1,500—1,800 (Engg.) (ii) 800—1,200
		300—600	(iii) 700—40—1,100 —50—1,250 (Engg.) 500—800 (Med.)	700—1,100 (Med.)
Panjab	200—15—320—20— 500		..	600—40—800
Poona	200—15—380—20— 400 400—30—640—40— 800 (Engg.) 550—30—640—40— 880 (Med.) 300—15—450—EB— 20—490—25—685 (Engg.)	(i) 250—15—430— 20—450 (ii) 650—1,100 (Engg.)	..	300—20—400—25— 600 900—1,300 (Engg.) 1,100—50—1,400 (Med.)
Punjabi*	(i) 400—30—550— 40—750—50—900 (Med.) (ii) 450—30—600— 40—800—50—900 (Med.)	750—50—1,250 (Med.)		1,000—50—1,650 (Med.)
Rajasthan	(i) 285—25—560— EB—30—800	550—30—820—EB— 30—850—50—950		(i) 550—30—820— EB—30—850—50— 950 (ii) 650—50—1,250
Ranchi	(i) 200—20—220— 25—320—EB—25— 670—750 (ii) 400—450—3— 600—35—950 (Engg.)	700—40—1,100— 50—1250 (Engg.)		350—25—650—EB— 35—1,000 1,100—1,600 (Engg.) 1,800—2,250 (Engg.)
Ravi Shankar	(i) 275—275—300— 15—405—EB—20— 425—25—575	550—550—30—700— EB—30—850—950		800—40—1,000
Saugar	(i) 350—380—30— 590—30—770—40 850 (ii) 275—275—300— 15—405—EB—20— 425—25—575	(i) 580—30—700— 30—850—EB—50— 950 (ii) 600—40—1,000— 50—1,150		(i) 550—550—20— 750—25—950 (ii) 1,000—1,200
Shivaji	(i) 200—15—380— 20—400 (ii) 250—20—270— 15—450—20—490— 25—715	..		(i) 300—20—400— 25—600 (ii) 350—400—30— 610—40—730—45— 1,000

*As in 1964-65

TABLE XV—*Pay Scales of Teachers in University Teaching Departments
Constituent Colleges and Affiliated Colleges—Concl'd.*
B—*Affiliated/Associated Colleges—Concl'd.*

1	2	3	4
S.N.D.T. Women's	(i) 200—15—320— 20—500 (ii) 300—25—600	..	(i) 500—30—800 (ii) 700—40—1,100
Sri Venkateswara	(i) 200—15—320— 20—500 (ii) 325—20—425— 25—700	(i) 300—25—600	600—40—800
Udaipur	(i) 360—900 (Tech.) (ii) 285—15—510— 25—560—30—800	550—30—820—30— 850—50—950	800—50—1,250
Utkal	260—15—320—20— 400—EB—30—520— EB—40—680—50— 780	(i) 600—30—720— EB—40—1,000 (ii) 300—320—25— 420—30—780—EB— 40—860 750—30—810—EB— 40—1,050 (Profes- sional)	900—40—1,100—50 —1,250 1,300—60—1,600 (Professional)
Vicram	275—275—300—15— 405—EB—20—425 25—575 350—350—380—30— 590—EB—30—770 40—850—(Engg.) 300—25—500—30— 580 (Engg.)	600—40—1,000—50— 1,150 (Engg.)	850—1,150 750—25—850—30— 1,000 1,800—100—2,200— 120—2,250 (Engg.) 1,300—60—1,600 (Engg.)

TABLE XVI—*Examination Results (Standard-wise)*
Annual & Supplementary

Examination	Number Appeared			Number Passed			Pass Percentage
	Boys	Girls	Total	Boys	Girls	Total	
1	2	3	4	5	6	7	8
A—DOCTORATE							
<i>General Education</i>							
Arts	503	38	541	481	34	515	95.2
Science	587	48	635	565	41	606	95.4
Total	1,090	86	1,176	1,046	75	1,121	95.3
<i>Professional Education</i>							
Agriculture	126	4	130	123	3	126	96.9
Commerce	16	..	16	14	..	14	87.5
Education/Teachers' Training	11	1	12	11	1	12	100.0
Engg. & Tech.	81	8	89	79	7	86	96.6
Law	3	..	3	3	..	3	100.0
Medicine/Pharmacy	44	..	44	44	..	44	100.0
Music	1	..	1	1	..	1	100.0
Total	282	13	295	275	11	286	96.9
GRAND TOTAL (A)	1,372	99	1,471	1,321	86	1,407	95.6
B—POST-GRADUATE							
<i>General Education</i>							
Arts	26,770	10,066	36,836	20,140	8,393	28,533	77.5
Science	8,737	1,431	10,168	6,652	1,239	7,891	90.3
Home Science	2	122	124	2	112	114	91.9
Total	35,509	11,619	47,128	26,794	9,744	36,538	77.5
<i>Professional Education</i>							
Agriculture	1,234	10	1,244	1,216	10	1,226	98.5
Commerce	4,598	25	4,613	3,301	13	3,314	71.8
Education/Teacher's Training	724	301	1,025	728	258	986	96.2
Engg. & Technology	1,235	17	1,252	1,100	15	1,115	89.5
Fine Arts	2	..	2	2	..	2	100.0
Law	406	20	426	114	2	116	26.9
Library Science	30	5	35	25	4	29	82.9
Medicine:							
Allopathy	2,721	464	3,185	1,045	220	1,265	39.7
Dentistry	52	7	59	37	5	42	71.2
Nursing	9	9	..	9	9	100.0
Pharmacy	70	..	70	54	..	54	77.1
Others	2	..	2	2	..	2	100.0
Music	15	32	47	14	31	45	95.7
Physical-Education	35	2	37	33	2	35	94.6
Social Work	259	60	319	113	58	171	53.6
Veterinary Sc.	155	3	158	146	3	149	94.4
Others (L. W. & B.M.)	29	1	30	27	1	28	..
Total	11,557	956	12,513	7,957	631	8,588	68.6
<i>Other Education</i>							
Acharya	461	5	466	358	3	361	77.5
M.O.L.	1	..	1	1	..	1	100.0
Total	462	5	467	359	3	362	77.5
GRAND TOTAL—B	47,528	12,580	60,108	35,110	10,378	45,488	77.5
C—GRADUATE							
<i>General Education</i>							
Arts (Pass & Hons.)	1,42,703	54,292	1,96,995	72,291	31,843	1,04,134	57.7
Science (Pass & Hons.)	72,818	10,783	83,601	36,362	7,171	43,533	52.1
Home Science	10	1,011	1,021	7	854	861	67.9
Others	21	..	21	19	..	19	90.5
Total	2,15,552	66,086	2,81,638	1,08,679	39,868	1,48,547	52.7

TABLE XVI—*Examination Results (Standard-wise)—Contd.*
Annual & Supplementary—*Contd.*

	1	2	3	4	5	6	7	8
<i>Professional Education</i>								
Agriculture	7,713	21	7,734	5,171	12	5,183	67.0	
Commerce	39,310	461	39,771	20,995	259	21,254	53.4	
Education/Teachers' Training	19,998	10,238	30,236	16,663	8,675	25,338	89.8	
Engg. & Tech.:								
Arch.	451	42	493	280	21	301	61.0	
Civil	4,571	42	4,613	3,486	36	3,522	76.3	
Chemical	467	2	469	404	2	406	86.6	
Electrical	3,472	18	3,490	2,559	17	2,576	73.8	
Leather	14	..	14	11	..	11	78.6	
Mechanical	4,494	2	4,496	3,728	2	3,730	82.9	
Met. & Mining	637	1	638	624	1	625	97.9	
Tele-Comm.	295	8	303	236	7	243	80.2	
Tech.	631	2	633	574	2	576	90.0	
Text.	210	..	210	185	..	185	88.1	
Others (Unspecified)	2,984	7	2,991	2,282	4	2,286	76.4	
Fine Arts	11	3	14	11	3	14	100.0	
Journalism	31	6	37	26	6	32	86.3	
Law	14,538	420	14,958	8,648	270	8,918	59.6	
Library Science	206	186	392	182	155	337	86.0	
Medicine:								
Allopathy	9,769	2,213	11,982	4,614	1,298	5,912	49.3	
Homeo/Ayurvedic/Tibbia	362	19	381	193	10	203	53.3	
Dentistry	419	71	490	265	45	310	63.3	
Nursing	127	127	..	102	102	80.3	
Pharmacy	276	17	293	200	16	216	73.7	
Music	43	118	161	32	97	129	80.1	
Physical Education	56*	13	69	37	23	60	86.9	
Veterinary Science	1,354	9	1,363	999	6	1,005	73.7	
Others	30	3	33	21	2	23	69.7	
Total	1,12,342	14,049	1,26,391	72,426	11,071	83,497	66.1	
<i>Other Education</i>								
Shastri/Prabhakar, B.O.L.	3,320	820	4,140	757	275	1,032	24.9	
B.O.L.	248	57	305	179	38	217	71.1	
Total	3,568	877	4,445	936	313	1,249	28.1	
GRAND TOTAL (C)	3,31,462	81,012	4,12,474	1,82,041	51,382	2,33,293	56.6	
D— INTERMEDIATE								
<i>General Education</i>								
Arts	3,478	3,839	7,317	1,497	2,389	3,886	53.1	
Science	8,614	1,897	10,511	4,559	1,279	5,838	55.5	
Home Science	61	61	..	46	46	75.4	
Total	12,092	5,797	17,889	6,056	3,714	9,770	54.6	
<i>Professional Education</i>								
Agriculture	343	..	343	169	..	169	49.3	
Arch.	48	5	53	36	3	39	73.6	
Commerce	3,196	392	3,588	1,126	194	1,320	36.8	
Pharmacy	185	8	193	132	8	140	72.5	
Total	3,772	405	4,177	1,463	205	1,668	39.9	
Madhyama/Bhushan	8,435	1,444	9,879	4,234	638	4,872	49.3	
GRAND TOTAL (D)†	24,299	7,646	31,945	11,573	4,357	16,310	51.1	
E— PRE-UNIVERSITY/PRE-PROFESSIONAL								
<i>General Education</i>								
Arts	2,56,342	71,371	3,27,713	1,06,515	35,743	1,42,258	43.4	
Science	88,454	10,449	98,903	39,794	5,469	45,263	45.8	
Total	3,44,796	81,820	4,26,616	1,46,309	41,212	1,87,521	43.9	

*Includes girls also.

†Excludes 1,68,910 and 74,288 candidates appeared and declared successful respectively in various Intermediate examination held by the Board of High School and Intermediate Education, Uttar Pradesh.

TABLE XVI—Examination Results (Standard-wise) — Contd.
Annual & Supplementary—Contd.

	1	2	3	4	5	6	7	8
<i>Professional Education</i>								
Agriculture		2,697	21	2,718	1,609	11	1,620	59.6
Commerce		21,799	181	21,980	10,260	130	10,390	46.3
Engg. & Technology		6,505	37	6,542	3,019	24	3,043	46.1
Medicine (including Pre-DS)		4,178	1,935	6,113	2,518	1,215	3,733	61.7
Music	4	4	..	4	4	100.0
Vet. Science		210	4	214	97	2	99	46.3
Others (Combined)		2,903	557	3,460	1,453	319	1,772	51.2
Total		38,292	2,739	41,031	18,956	1,705	20,661	50.4
GRAND TOTAL (E)		3,83,088	84,559	4,47,647	1,65,265	42,917	2,08,182	44.5
GRAND TOTAL A+B+C+D+E	7,87,749	8,15,896	9,73,645	3,95,490	1,16,190	5,04,680	51.8	
<i>F—Diploma/Certificate</i>								
<i>Pest-Graduate</i>								
Anthropology		8	4	12	8	4	12	100.0
Archaeology		1	..	1	1	..	1	100.0
Banking		19	..	19	17	..	17	89.5
Business/Industrial Management		225	1	226	200	1	201	88.9
Dancing		1	2	3	..	2	2	66.6
Co-operation/Rural Studies		27	2	29	22	2	24	82.8
Economics		3	..	3	1	..	1	33.4
Education/Teachers Training		18	3	21	18	3	21	100.0
Engg. & Tech.		98	2	100	97	2	99	99.0
Fine Arts/Architecture		4	1	5	3	1	4	80.0
Foreign Languages		285	90	375	210	72	282	75.2
Guidance & Counselling		2	2	4	1	2	3	75.0
Indian History and Culture		2	1	3	2	1	3	100.0
Home Science	132	132	..	109	109	82.6
Foreign/International Affairs		19	5	24	15	3	18	75.0
Journalism		69	10	79	58	7	65	82.2
Labour Law and Practices		141	2	143	102	2	104	72.7
Labour Welfare		58	2	60	37	2	39	65.0
Library Science		206	79	285	167	67	234	81.9
Linguistics		38	4	42	26	3	29	69.0
Modern Indian Languages		1,428	477	1,905	742	183	925	48.6
Medicine:								
D.A.		111	42	153	72	33	105	68.6
D.C.H.		147	48	195	111	38	149	76.4
D.C.P.		24	4	28	23	4	27	96.4
D.G.O.		135	248	383	81	156	237	61.9
D.L.O.		63	1	64	44	..	44	68.8
D.M.R.D.		29	3	32	23	3	26	81.3
D.M.R.E.		29	2	31	19	1	20	64.5
D.O.		76	4	80	47	4	51	63.8
D. Ortho.		17	..	17	10	..	10	60.0
D.O.M.S.		50	1	51	24	..	24	47.1
D.P.M.		23	..	23	15	..	15	65.2
D.P.H.		86	11	97	73	8	81	83.5
D.T.D.		40	..	40	25	..	25	62.5
D. Ven. D.		36	4	40	27	4	31	77.5
Others (Medical)		379	47	426	287	39	326	78.2
Museology		7	5	12	7	5	12	100.0
Numismatics		1	..	1	1	100.0
Physical Education		190	17	207	172	17	189	91.3
Public Administration		95	2	97	85	2	87	89.7
Social Service/Rural Uplift		129	2	131	91	2	93	70.9
Spectroscopy		6	..	6	5	..	5	83.3
Statistics		98	6	104	83	6	89	83.9
Taxation and Law Practices		76	..	76	41	..	41	53.9
Others		410	9	499	303	76	379	75.9
Total		4,909	1,355	6,264	3,396	864	4,260	68.0

TABLE XVI—*Examination Results (Standard-wise)—Concl'd.*Annual & Supplementary—*Concl'd.*

	1	2	3	4	5	6	7	8
<i>Under-Graduate</i>								
Acting	6	2	8	5	2	7	87.3	
Agri. Sub. Insp. . . .	190	..	190	184	..	184	96.8	
Co-operation	4	..	4	4	..	4	100.0	
Dance	1	31	32	1	28	29	90.6	
Drama	10	1	11	6	1	7	63.6	
Drawing	3	1	4	3	1	4	100.0	
Early Childhood Edu. .	..	9	9	..	8	8	88.8	
Education/Teachers' Trg. .	1,580	1,187	2,767	1,369	1,073	2,442	88.3	
Engg. & Technology . .	1,351	16	1,367	1,048	13	1,061	77.6	
Fine Arts/Crafts . . .	53	19	72	43	14	57	79.2	
Foreign Languages . . .	645	179	824	494	164	658	79.8	
Library Science	137	103	240	119	74	193	80.4	
Linguistics	4	..	4	4	..	4	100.0	
Modern Indian Languages	6,187	2,520	8,707	2,395	1,054	3,449	39.61	
Music	142	211	353	113	170	283	80.8	
Oriental Learning . . .	1,396	503	1,899	602	281	883	46.4	
Pharmacy and Dresser's Course .	104	3	107	76	3	79	73.8	
Physical Education . . .	79	44	123	76	42	118	94.2	
Statistical Methods . . .	10	1	11	8	1	9	81.8	
Wood Work/Weaving . . .	7	..	7	6	..	6	85.7	
Yogic Science	5	..	5	5	..	5	100.0	
Others	263	18	281	175	13	188	66.9	
Total	12,177	4,848	17,025	6,736	2,942	9,678	56.8	
GRAND TOTAL (F)	17,086	6,203	23,289	10,132	3,806	13,938	59.8	
TOTAL (ALL STANDARDS)	8,04,835	1,92,099	9,96,934	4,05,622 (50.4)	1,12,996 (58.8)	5,18,618	52.0	

TABLE XVII—*Examination Results (Detailed Break-up)*

A—Arts

University	Pre-University							Intermediate						
	Number Appeared			Number Passed			Pass Percent- age	Number Appeared			Number Passed			Pass Percent- age
	Boys	Girls	Total	Boys	Girls	Total		Boys	Girls	Total	Boys	Girls	Total	
1	2	3	4	5	6	7	8	9	10	11	12	13	14	15
Aligarh Muslim	113	181	294	61	113	174	59.2
Andhra	8,199	1,331	9,530	2,608	494	3,102	32.4
Annamalai*	855	88	943	377	42	419	45.4
Banaras Hindu	73	182	255	53	104	157	61.6
Bangalore*	6,291	1,240	7,531	2,436	659	3,095	41.1
Baroda	415	422	837	238	315	553	66.1
Bhagalpur	4,567	721	5,288	2,848	235	3,083	58.2
Bihar	6,344	512	6,856	3,941	381	4,322	63.0
Bombay	3,292	3,768	7,060	1,381	2,363	3,744	53.0
Burdwan	4,188	749	4,937	2,345	430	2,775	56.2
Calcutta	24,594	12,733	37,327	11,121	6,281	17,402	46.6
Dibrugarh	4,312	..	4,312	1,805†	..	1,805†	41.9
Gauhati	9,394	2,078	11,472	3,520	1,455	4,975	43.4
Gujarat	2,095†	..	2,095	754†	..	754	35.9
Jadavpur	2	18	20	2	12	14	70.0
Jammu & Kashmir	1,796	1,523	3,319	816	664	1,480	44.6
Jodhpur	279	157	436	167	99	266	61.0
Kerala*	26,246	15,573	41,819	10,468	8,059	18,527	44.3
Kurukshetra	123	96	219	58	87	145	66.2
Madras*	54,265	13,213	67,478	20,445	5,970	26,415	39.1
Magadh	6,791	518	7,309	3,122	245	3,367	46.0
Marathwada	4,561	518	5,079	1,511	267	1,778	35.0
Mysore*	22,755	5,297	28,052	7,232	2,259	9,491	33.8

Nagpur	6,683	2,642	9,325	2,323	1,496	3,819	40.9
North Bengal	2,784	842	3,626	1,407	456	1,863	51.4
Osmania	4,774	1,244	6,018	1,657	486	2,143	35.6
Panjab*	27,294	..	27,294	13,389†	..	13,389	49.1	38	3	41	20	..	20	48.8
Patna	640	483	1,123	411	364	775	69.0
Poona	4,106	1,560	5,666	1,708	995	2,703	47.7
Punjabi*	385	188	573	184	129	313	54.6
Rajasthan	5,460†	..	5,460	1,654†	..	1,654	30.3
Ranchi	3,514	1,332	4,846	1,942	847	2,789	57.5
Sardar Patel	1,048	..	1,048	765	..	765	72.5
Shivaji†	3,419	912	4,331†	1,607	428	2,035	47.0
S.N.D.F. Women's	3,766	3,766	..	1,739	1,739	46.1
Sri Venkateswara	1,157	130	1,287	362	52	414	32.1
Udaipur	323	70	393	151	29	180	46.9
Utkal	6,460	1,038	7,498	3,002	537	3,539	47.1
									Not Available					
Total	2,56,305	71,357	3,27,662	1,06,490	35,729	1,42,219	43.4	3,330	3,771	7,101	1,401	2,363	3,764	53.0
<i>Institutions Deemed as Universities</i>														
Gurukul Kangri Vishwa- vidyalaya	10	5	15	8	5	13	86.6
Jamia Millia Islamia	37	14	51	25	14	39	76.4
Kashi Vidyapith	138	62	201	88	21	109	54.2
Total	37	14	51	25	14	39	76.4	148	68	216	96	26	122	56.5
GRAND TOTAL	2,56,342	71,371	3,27,713	1,06,515	35,743	1,42,258	43.4	3,478	3,839	7,371	1,497	2,389	3,886	53.1

*Includes Pre-University Science and Commerce also as separate figures for these Courses are not available.

†Includes girls.

TABLE XVII—Examination Results (Detailed Break-up)—Contd.
A—Arts—contd.

University	B.A. (Pass)						Pass Percent- age	B.A. (Hons).						Pass Per- centage
	Number Appeared			Number Passed				Number Appeared			Number Passed			
	Boys	Girls	Total	Boys	Girls	Total		Boys	Girls	Total	Boys	Girls	Total	
1	2	3	4	5	6	7	8	9	10	11	12	13	14	15
Agra	9,112	7,039	16,151	4,347	3,691	8,038	50.0
Aligarh Muslim	94	71	165	64	42	106	64.2
Allahabad	1,700	452	2,152	1,236	381	1,617	75.1
Andhra	2,318*	..	2,318	1,108	..	1,108	47.8	10	7	17	8	7	15	88.2
Annamalai	118	8	126	80	7	87	69.0
Banaras Hindu	424	282	706	336	244	580	81.7
Bangalore	337	427	764	133	254	387	50.7
Baroda	243	231	474	159	205	364	76.8
Bhagalpur	3,075*	..	3,075	1,262*	..	1,262	41.0	1,286	102	1,388	653	84	737	53.1
Bihar	3,772	..	3,772	2,225	..	2,225	59.0	1,692	108	1,800	1,127	85	1,212	67.3
Bombay	1,993	1,953	3,946	1,077	1,490	2,567	65.1
Burdwan	3,676	1,502	5,178	1,757	753	2,510	48.5
Calcutta	15,657	8,728	24,385	7,621	4,785	12,406	50.9	1,513+	1,176	2,689	1,028	995	2,023	75.2
Delhi	4,932	3,224	8,156	2,566	2,067	4,633	56.8	584	763	1,347	375	624	999	74.2
Dibrugarh	2,162	..	2,162	979	..	979	45.3
Gauhati	5,079	1,829	6,908	2,341	497	2,838	41.1	204	79	283	169	60	229	80.9
Gorakhpur	3,509	481	3,990	2,027	312	2,339	58.6
Gujarat*	4,585*	..	4,585	4,236*	..	4,236	92.4
Indore	848	476	1,324	467	277	744	56.2
Jabalpur	1,139	613	1,752	715	395	1,110	63.3
Jadavpur	37	75	112	29	70	99	84.4
Jammu & Kashmir	1,054	479	1,533	679	348	1,027	67.0
Jiwaji	2,087	..	2,087	676	250	926	44.4
Jodhpur	421	175	596	270	134	404	67.8
Kalyani	3	5	8	2	5	7	87.5
Karnatak	2,939	417	3,356	1,669	262	1,931	57.5
Kerala	2,381	1,546	3,927	1,409	1,044	2,453	62.5
Kurukshetra	18	29	47	9	21	30	63.8	29	10	39	17	5	22	56.4
Lucknow	2,848	1,932	4,780	1,233	833	2,066	43.2	10	4	14	8	4	12	85.7

42-1 M of E & SW/72	Madras	4,098	1,772	5,870	1,739	928	2,667	45.4
	Magadh	4,066	305	4,371	1,491	87	1,578	36.1	1,135	86	1,221	330	45	375	30.7	..
	Marathwada	1,446	152	1,598	527	77	604	37.8	18	11	29	15	11	26	89.6	..
	Mysore	1,290	586	1,876	507	258	765	40.8
	Nagpur	1,882	1,064	2,946	1,025	640	1,665	56.5
	North Bengal	2,391	1,009	3,400	1,313	638	1,951	57.2	1,314	381	1,695	376	133	509	30.0	..
	Osmania	1,692	657	2,349	496	271	767	32.6
	Panjab	13,081	6,535	19,616	6,306	3,929	10,235	52.2
	Patna	276	274	550	146	128	274	49.8	719	236	955	503	186	689	72.1	..
	Poona	3,180	873	4,053	1,509	757	2,266	55.9
	Punjabi	1,481	466	1,947	685	229	914	46.9	10	2	12	4	1	5	41.7	..
	Rabindra Bharati	5	5	..	5	5	100.0
	Rajasthan	5,966	1,294	7,260	2,217	592	2,809	38.6	32	32	64	32	31	63	98.4	..
	Ranchi	2,960*	..	2,960	1,207	..	1,207	40.8	467	147	614	324	126	450	73.2	..
	Ravi Shankar	1,972	465	2,437	1,019	221	1,240	50.8
	Sardar Patel	213	90	303	196	92	288	95.0
	Saugar	2,282	397	2,679	1,344	244	1,588	59.3
	Shivaji	1,607	448	2,055	988	367	1,355	65.9
	S.N.D.T. Women's	1,225	1,225	..	733	733	59.8
	Sri Venkateswara	775	172	947	282	86	368	38.8
	Udaipur	362	145	507	174	92	266	52.4	11	1	12	11	1	12	100.0	..
Utkal	2,365	378	2,743	1,160	169	1,329	48.4	401	64	465	311	55	366	78.7	..	
Vikram	2,804	704	3,508	1,548	407	1,955	55.7	
Visva Bharati	12	20	32	9	17	26	78.1	..	
Total	1,32,747	50,985	1,83,732	66,589	29,312	95,901	52.2	9,450	3,234	12,684	5,302	2,475	7,777	61.3	..	

Institutions Deemed as Universities

Birla Institute of Technology	18†	11	29	17	11	28	96.6
Gujarat Vidyapeeth	89	22	111	66	11	77	69.3
Gurukul Kangri Vishwavidyalaya	5	5	10	5	5	10	100.0
Jamia Millia Islamia	31	8	39	27	8	35	89.7
Kashi Vidyapith	363	27	390	285	21	306	78.4
Total	506	73	579	400	56	456	78.8
GRAND TOTAL.	1,33,253	51,058	1,84,311	66,989	29,368	96,357	52.2	9,450	3,234	12,684	5,302	2,475	7,777	61.3	..

*Includes girls.

†Figures relate to the year 1964-65.

TABLE XVII—Examination Results (Detailed Break-up)—Contd.

A—Arts—Concl'd.

B—Science

University	M.A.						Pre-University (Science)									
	Number Appeared			Number Passed			Pass Per-centage	Number Passed			Number Passed			Pass Per-centage		
	Boys	Girls	Total	Boys	Girls	Total		Boys	Girls	Total	Boys	Girls	Total			
1	2	3	4	5	6	7	8	9	10	11	12	13	14	15		
Agra	4,627	2,420	7,047	3,580	1,977	5,557	78.9	
Aligarh Muslim	351	153	504	309	144	453	89.7	580	44	624	277	32	309	49.5		
Allahabad	474	200	674	451	195	646	95.8		
Andhra	220	64	284	195	59	254	89.1	13,132	2,058	15,190	5,351	1,190	6,541	43.0		
Annamalai	58	16	74	45	14	59	79.7		
Banaras Hindu	571	232	803	484	207	691	86.1	365	69	434	237	46	283	65.2		
Bangalore	45	48	93	33	40	73	78.5	Result included in Pre-University Arts								
Baroda	77	47	124	59	46	105	84.7	848	132	980	621	108	729	74.4		
Bhagalpur †	680	49	729	547	41	588	80.7	4,300	79	4,379	1,545	52	1,597	36.5		
Bihar	796	96	892	733	87	820	91.9	5,463	79	5,542	2,925	50	2,975	53.7		
Bombay	387	249	636	224	200	424	66.5		
Burdwan	250	65	315	167	45	212	67.3	2,377	397	2,774	1,266	208	1,474	53.1		
Calcutta	3,308	1,262	4,570	1,811	905	2,716	59.4	8,251	1,630	9,881	3,560	724	4,284	43.4		
Delhi	676	505	1,181	485	366	851	72.0		
Dibrugarh	11	..	11	8	..	8	72.7	1,233	..	1,233	547	..	547	44.4		
Gauhati	667	169	836	357	110	467	55.9	3,934	317	4,251	2,016	173	2,189	51.5		
Gorakhpur	571	55	626	466	53	519	82.9		
Gujarat	961	218	1,179	308	104	412	34.9	Not Available								
Indore †	309	138	447	292	132	424	94.9		
Jabalpur	394	185	579	351	178	529	91.4		
Jadavpur	93	166	259	78	134	212	81.8	51	1	52	40	1	41	78.8		
Jammu & Kashmir	296	98	394	221	76	297	75.4	2,039	361	2,400	766	162	928	38.7		
Jiwaji	591	*	591	417	122	539	91.2		
Jodhpur	84	56	140	79	55	134	95.7	299	33	332	107	13	120	36.1		
Kalyani	13	3	16	13	3	16	100.0		
Karnatak	442	58	500	266	35	301	60.2	Not Available								
Kerala	431	205	636	362	187	549	86.3		
Kurukshetra	86	59	145	74	54	128	88.3	74	17	91	36	10	46	50.5		
Lucknow	313	302	615	279	282	561	91.2		

Madras	399	148	547	270	122	392	71.7		Result included in Pre-University Arts.						
Magadh	330	34	364	233	16	249	68.4	6,140	42	6,182	1,808	12	1,820	29.4	
Marathwada	150	31	181	86	24	110	60.8	3,096	148	3,244	1,300	76	1,376	42.4	
Mysore	113	50	163	88	42	130	79.7		Results included in Pre-University Arts.						
Nagpur	440	178	618	333	151	484	78.3	3,527	393	3,920	1,452	207	1,659	42.3	
North Bengal	40	8	48	38	8	46	95.8	717	81	798	323	32	355	44.5	
Orissa Univ. of Agri.	104	6	110	72	2	74	67.3	
Osmania	319	100	419	197	71	268	64.0	7,120	1,640	8,760	2,903	735	3,638	37.3	
Panjab	1,073	651	1,724	972	585	1,557	90.3		Result included in Pre-University Arts.						
Patna	505	161	666	433	138	571	85.7	825	131	956	636	83	719	75.2	
Poona	392	118	510	250	96	346	67.8	4,655	811	5,466	2,926	479	3,405	62.3	
Punjabi	93	45	138	80	38	118	85.5		Result included under Pre-University Arts.						
Rajasthan	1,114	386	1,500	922	361	1,283	85.5	2,485*	..	2,485	646	29	675	30.8	
Ranchi	300	87	387	283	86	369	95.3	2,067	138	2,205	688	84	772	35.0	
Ravi Shankar	470	114	584	435	108	543	92.9	
Sardar Patel	72	20	92	56	19	75	81.5	1,567	..	1,567	1,100	..	1,100	..	
Saugar	912	150	1,062	789	139	928	87.3	70.2	
Shivaji	181	30	211	119	26	145	68.7	2,955	416	3,371	1,712	241	1,953	57.9	
S.N.D.T.	..	213	213	..	124	124	53.2	
Sri Venkateswara	61	24	85	50	21	71	83.5	3,749	678	4,427	1,775	350	2,125	48.0	
Udaipur	106	19	125	90	17	107	85.6	423	6	429	167	1	168	39.1	
Utkal	445	85	530	373	71	444	83.7	6,078	742	6,820	2,992	369	3,361	49.2	
Vikram	857	195	1,052	789	186	975	92.6	
Visva Bharati	47	42	89	35	37	72	80.8	
Total	26,201	10,007	36,208	19,615	8,337	27,952	77.2	88,454	10,449	98,903	39,794	5,469	45,263	45.8	
<i>Institutions Deemed as Universities</i>															
Birla Institute of Technology	8	2	10	8	2	10	100.0	
Gujarat Vidyapeeth	3	..	3	3	..	3	100.0	
Gurukul Kangri Vishwavidyalaya	32	4	36	32	4	36	100.0	
Jamia Millia Islamia	6	3	9	6	3	9	100.0	
Kashi Vidyapith	520	50	570	477	46	523	91.7	
Total	569	59	628	526	55	581	92.5	
GRAND TOTAL	26,770	10,066	36,836	20,140	8,393	28,533	77.5	88,454	10,449	98,903	39,794	5,469	45,263	45.8	

*Not available

†Figures relate to the year 1964-65.

TABLE XVII—*Examination Results (Detailed Break-up)*—Contd.
B—Science—Contd.

University	I.Sc.						Pass Per-centage	B.Sc.						Pass Per-centage
	Number Appeared			Number Passed				Number Appeared			Number Passed			
	Boys	Girls	Total	Boys	Girls	Total		Boys	Girls	Total	Boys	Girls	Total	
1	2	3	4	5	6	7	8	9	10	11	12	13	14	15
Agra	4,359	530	4,889	3,504	376	3,880	65.0
Aligarh Muslim	217	26	243	138	22	160	65.8
Allahabad	515	49	564	435	44	479	84.9
Andhra	5,905	..	5,905	1,975	..	1,975	33.4
Annamalai	287	16	303	165	15	180	59.4
Banaras Hindu	196	34	230	165	29	194	84.3
Bangalore	2,188	241	2,429	515	165	680	27.9
Baroda	202	58	260	115	45	160	61.2
Bhagalpur	1,045	27	1,072	398	11	409	38.2
Bihar	1,482	31	1,513	533	15	548	36.2
Bombay	5,989	1,721	7,710	3,187	1,189	4,376	56.8	2,263	752	3,015	1,452	598	2,050	68.0
Burdwan	1,668	176	1,844	1,201	126	1,327	72.0
Calcutta	3,770*	..	3,770	2,500	..	2,500	60.3
Delhi	339	141	480	229	127	356	74.2
Dibrugarh	338*	..	338	137	..	137	49.5
Gauhati	845	180	1,025	373	94	467	45.6
Gorakhpur	1,215	11	1,226	808	10	818	66.7
Gujarat	2,321	308	2,629	2,154	299	2,453	93.3
Indore	243	56	299	171	42	213	71.2
Jabalpur	470	144	614	208	108	316	51.5
Jadavpur	65	8	73	58	8	66	91.2
Jammu & Kashmir	712	102	814	413	87	500	61.4
Jiwaji	410	..	410	219	30	249	60.7
Jodhpur	106	16	122	69	9	78	63.9
Karnatak	754	85	839	438	59	497	59.2
Kerala	6,679	3,319	9,998	3,102	1,905	5,007	50.1
Kurukshetra	23	4	27	16	2	18	66.6
Lucknow	1,420	197	1,617	706	121	827	51.2
Madras	7,611	1,574	9,185	3,287	1,096	4,383	47.7

Magadh	1,851	3	1,854	570	1	571	30.8
Marathwada	1,137	43	1,180	389	26	415	35.2
Mysore	2,757	577	3,334	694	267	961	28.8
Nagpur	592	139	731	379	112	491	67.2
North Bengal	576	59	635	302	40	342	53.9
Osmania	3,712	..	3,712	1,196	..	1,196	17.5
Panjab	2	..	2	1	..	1	50.0	..	2,336	284	2,620	1,425	209	1,634	62.4
Patna	154	36	190	73	18	91	47.8
Poona	1,157	213	1,370	566	173	739	53.9
Punjabi	77	10	87	52	10	62	71.3
Rajasthan	679	114	793	243	56	299	37.7
Ranchi	1,006	..	1,006	277	..	277	27.5
Ravi Shankar	681	117	798	284	86	370	46.3
Sardar Patel	354	23	377	255	20	275	72.9
Saugar	848	79	927	442	56	498	53.7
Shivaji	640	93	733	384	54	438	59.7
Sri Venkateswara	1,115	175	1,290	364	71	435	33.7
Udaipur	88	8	96	54	6	60	62.5
Utkal	2,623	176	2,799	1,371	90	1,461	52.1	..	1,029	79	1,108	503	56	559	50.4
Vikram	394	77	471	263	61	324	68.7
Visva Bharati	31	6	37	26	6	32	86.4
Total	8,614	1,897	10,511	4,559	1,279	5,838	55.5	68,862	10,220	79,082	34,225	6,771	40,996	44.2	
<i>Institutions of National Importance</i>															
Indian Statistical Institute	24	3	27	18	1	19	70.3
Total	24	3	27	18	1	19	70.3
<i>Institutions Deemed as Universities</i>															
Birla Institute of Technology	23	6	29	22	6	28	96.5
Total	23	6	29	22	6	28	96.5
GRAND TOTAL	8,614	1,897	10,511	4,559	1,279	5,838	55.5	68,909	10,229	79,138	34,265	6,778	41,043	51.9	

*Includes girls.

TABLE XVII—*Examination Results (Detailed Break-up)*—Concl'd.
B—Science—Concl'd.

University	B.Sc. (Hons)							M.Sc.						
	Number Appeared			Number Passed			Pass Per-centage	Number Appeared			Number Passed			Pass Per-centage
	Boys	Girls	Total	Boys	Girls	Total		Boys	Girls	Total	Boys	Girls	Total	
1	2	3	4	5	6	7	8	9	10	11	12	13	14	15
Agra	1,247	111	1,358	929	86	1,015	74.7
Aligarh Muslim	137	25	162	134	25	159	97.4
Allahabad	175	21	196	161	20	181	92.3
Andhra	114	8	122	73	7	80	65.6	185	24	209	159	21	180	86.1
Annamalai	146	16	162	114	14	128	76.6
Banaras Hindu	168	25	193	157	23	180	93.3
Bangalore	151	57	208	87	48	135	64.9
Baroda	113	22	135	104	22	126	93.3
Bhagalpur	198	1	199	126	1	127	63.8	56	1	57	40	1	41	71.9
Bihar	543	10	553	206	8	214	38.7	200	4	204	148	4	152	74.5
Bombay	319	104	423	180	83	263	62.2
Burdwan	94	7	101	57	6	63	62.4
Calcutta	1,131	273	1,404	461	170	631	44.9	495	140	635	323	107	430	67.7
Delhi	148	43	191	116	41	157	82.2	93	32	125	87	29	116	92.8
Gauhati	123	32	155	111	27	138	89.0	180	30	210	160	27	187	89.0
Gorakhpur	135	12	147	116	11	127	86.4
Gujarat	317	18	335	190	15	205	61.2	409	35	444	223	25	248	55.9
Indore	88	14	102	67	14	81	79.4
Jabalpur	80	25	105	72	23	95	90.5
Jadavpur	68	27	95	57	20	77	81.0
Jammu & Kashmir	81	19	100	70	18	88	88.0
Jiwaji	144	..	144	112	16	128	88.9
Jodhpur	59	5	64	53	5	58	90.6
Kalyani	8	4	12	3	2	5	41.7	23	12	35	22	12	34	97.1
Karnatak	180	10	190	153	8	161	84.7
Kerala	312	190	502	253	162	415	82.7
Kurukshetra	37	1	38	15	..	15	39.5	35	3	38	34	3	37	97.4
Lucknow	11	2	13	10	2	12	92.3	184	28	212	150	28	178	84.0
Madras	528	146	674	351	114	465	69.0
Magadh	230	10	240	77	4	81	33.7	45	1	46	16	1	17	36.9

Marathwada	44	14	58	41	13	54	93.1	49	8	57	36	7	43	75.4
Mysore	174	39	213	109	29	138	64.8
Nagpur	211	..	211	164	..	164	76.2
North Bengal	138	9	147	19	1	20	13.6	51	1	52	50	1	51	98.1
Osmania	38	24	62	30	17	47	75.8	126	42	168	109	42	151	89.9
Panjab	171	40	211	168	40	208	98.6	78	13	91	78	13	91	100.0
Patna	168	15	183	107	11	118	64.4	210	26	236	122	20	142	60.1
Poona	227	..	227	175	..	175	77.09
Punjabi	56	..	56	56	..	56	100.0
Rajasthan	27	1	28	25	..	25	89.2	231	20	251	122	19	141	56.2
Ranchi	216	5	221	128	4	132	59.7	72	9	81	71	9	80	98.8
Ravi Shankar	61	8	69	57	8	65	94.2
Roorkee	36	..	36	35	..	35	97.2
Sardar Patel	84	1	85	82	1	83	97.6
Saugar	207	20	227	186	20	206	90.7
Shivaji	67	4	71	47	4	51	71.8
Sri Venkateswara	80	19	99	78	19	97	97.9
Udaipur	24	3	27	24	2	26	96.2
Utkal	186	28	214	139	24	163	76.1	175	26	201	123	23	146	72.6
Vikram	214	22	236	186	22	208	88.1
Visva Bharati	31	6	37	26	6	32	86.4	19	2	21	17	2	19	90.4
Total	3,879	544	4,423	2,071	393	2,464	55.7	8,582	1,409	9,991	6,516	1,217	7,733	77.5
<i>Institutions of National Importance</i>														
Indian Inst. of Technology, Kharagpur	30	..	30	26	..	26	86.6	41	1	42	40	1	41	97.6
Indian Institute of Tech- nology, Madras	26	..	26	20	..	20	76.9
Indian Institute of Tech- nology, Bombay	4	1	5	4	1	5	100.0
Indian Statistical Inst.	25	3	28	22	5	27	96.4
Total	30	..	30	26	..	26	86.6	96	5	101	86	7	93	92.0
<i>Institutions Deemed as Universities</i>														
Birla Inst. of Technology, Gurukul Kangri Vishwa- vidyalaya	55	17	72	48	15	63	87.5
Total	59	17	76	50	15	65	85.5
GRAND TOTAL	3,909	554	4,456	2,097	393	2,490	55.9	8,737	1,431	10,168	6,652	1,239	7,891	77.6

TABLE XVII—Examination Results (Detailed Break-up) —contd.

C (i)—Pre-University/Pre-professional

University	Number Appeared			Number Passed			Pass Percentage
	Boys	Girls	Total	Boys	Girls	Total	
1	2	3	4	5	6	7	8
Agriculture							
Kerala	42	18	60	12	10	22	36.7
Kurukshetra	53	..	53	44	..	44	83.0
Marathwada	318	..	318	187	..	187	58.8
Nagpur	954	1	955	564	..	564	59.1
Orissa University of Agriculture & Technology	46	1	47	31	..	31	65.9
Punjab Agricultural	Not Available						
Rajasthan	146	..	146	44	..	44	30.1
Ranchi	137	..	137	100	..	100	73.0
Sardar Patel	294	..	294	240	..	240	81.6
Udaipur	300	1	301	142	1	143	47.5
Univ. of Agricultural Scs.	407	..	407	245	..	245	60.1
TOTAL	2,697	21	2,718	1,609	11	1,620	59.6
Commerce							
Aligarh Muslim	72	..	72	45	..	45	62.5
Bangalore	523	15	538	166	13	179	33.3
Baroda	639	52	691	394	36	430	62.2
Bhagalpur	517	..	517	253	..	253	48.9
Bihar	578	..	578	365	..	365	63.1
Bombay
Gauhati	374	..	374	149	..	149	39.8
Jammu & Kashmir	91	..	91	36	..	36	39.6
Jodhpur	137	..	137	96	..	96	70.1
Magadh	357	..	357	167	..	167	46.8
Marathwada	1,427	9	1,436	596	6	602	41.9
Nagpur	8,245	20	8,265	3,255	18	3,273	39.6
Patna	155	..	155	71	..	71	45.8
Poona	3,408	81	3,489	2,123	55	2,178	62.4
Rajasthan	1,718	..	1,718	699	..	699	40.6
Ranchi	659	2	661	368	..	368	55.6
Sardar Patel	360	..	360	238	..	238	66.1
Shivaji	2,313	..	2,313	1,143	..	1,143	49.4
Sri Venkateswara	143	2	145	51	2	53	36.5
Udaipur	83	..	83	45	..	45	54.2
TOTAL	21,799	181	21,980	10,260	130	10,390	47.3
Pre-Engineering							
Bangalore*	30	..	30	4	..	4	13.3
Panjab	6,181	33	6,214	2,851	21	2,872	46.2
Punjabi	294	4	298	164	3	167	56.0
TOTAL	6,505	37	6,542	3,019	24	3,043	46.1
Pre-Music							
Calcutta	4	4	..	4	4	100.0
TOTAL	4	4	..	4	4	100.0

TABLE XVII—*Examination Results (Detailed Break-up)—contd.*
C (ii)—Pre-Professional

University	Number Appeared			Number Passed			Pass Percentage
	Boys	Girls	Total	Boys	Girls	Total	
1	2	3	4	5	6	7	8
Pre-Veterinary							
Kerala University of Agricultural Sciences	43	..	43	16	..	16	37.2
	167	4	171	81	2	83	48.4
TOTAL	210	4	214	97	2	99	46.2
Pre-Dental Sc.							
Kerala	1	..	1	1	..	1	100.0
Bangalore	43	3	46	17	2	19	46.3
Osmania	30	14	44	18	7	25	59.9
TOTAL	74	17	91	36	9	45	49.9
Pre-Prof. (Combined Courses)							
Poona	2,903	557	3,460	1,453	319	1,772	50.5
TOTAL	2,903	557	3,460	1,453	319	1,772	50.5
Pre-Medical/Pre-Professional Med./Pharmacy							
Aligarh	82	42	124	63	22	85	68.5
Banaras Hindu	51	31	82	50	29	79	96.3
Bangalore*	162	53	215	129	45	174	80.9
Baroda	96	22	118	92	21	113	95.7
Calcutta	629	156	785	444	130	574	73.1
Delhi	242	405	647	197	368	565	87.3
Kerala	147	46	193	115	40	155	80.3
Kurukshetra	26	19	45	15	11	26	57.8
Punjab	2,181	927	3,108	1,019	490	1,509	48.5
Punjabi	143	163	306	129	53	182	59.5
TOTAL	3,759	1,864	5,623	2,253	1,209	3,462	61.6
I. Com.							
Bombay	3,196	392	3,588	1,126	194	1,320	36.8
I.Sc. (Agriculture)/I. Agriculture							
Orissa University of Agri. and Tech.	343	..	343	169	..	169	49.3
Inter Architecture							
Bombay	48	5	53	36	3	39	81.5
Inter Pharmacy							
Gujarat	185	8	193	132	8	140	72.6
Inter Home Science							
Nagpur*	..	61	61	..	46	46	75.4

*Figure relates to the year 1964—65.

43—1 M of E & SW/72

TABLE XVII—Examination Results (Detailed Break-up)—contd.

D—Agriculture

University	B.Sc. (Agriculture)							M.Sc. (Agriculture)						
	Number Appeared			Number Passed			Pass Percentage	Number Appeared			Number Passed			Pass Percentage
	Boys	Girls	Total	Boys	Girls	Total		Boys	Girls	Total	Boys	Girls	Total	
1	2	3	4	5	6	7	8	9	10	11	12	13	14	15
Agra	2,300	..	2,300	1,020	..	1,020	44.3	361	..	361	361	..	361	100.0
Allahabad	65	..	65	65	..	65	100.0
Andhra Pradesh Agri.	333	14	347	267	7	274	79.0	21	..	21	21	..	21	100.0
Annamalai	81	..	81	67	..	67	82.7	5	..	5	5	..	5	100.0
Banaras	77	..	77	76	..	76	98.7	62	..	62	60	..	69	96.8
Bhagalpur	198	..	198	192	..	192	97.0	31	..	31	31	..	31	100.0
Bihar	101	..	101	94	..	94	93.1
Calcutta	16	2	18	16	2	18	100.0
Dibrugarh	68	..	68	55	..	55	80.9	5	..	5	5	..	5	100.0
Gauhati*	15	..	15*	15	..	15*	100.0
Gorakhpur	1,404	..	1,404	826	..	826	58.8
Gujarat	80	..	80	68	..	68	85.0
Jammu & Kashmir	122	..	122	101	..	101	82.8
Jawaharlal Nehru Krishi	414	..	414	333	..	333	80.4	121	..	121	115	..	115	95.0
Kalyani	85	..	85	81	..	81	95.3	19	..	19	19	..	19	100.0
Karnatak	26	..	26	24	..	24	92.3
Kerala	54	7	61	31	5	36	59.0	27	3	30	27	3	30	100.0
Madras	183	..	183	161	..	161	88.0	45	..	45	45	..	45	100.0
Marathwada	115	..	115	78	..	78	67.8
Mysore	12	..	12	11	..	11	91.7
Nagpur	472	..	472	388	..	388	82.2	42	..	42	42	..	42	100.0
Orissa University of Agriculture & Tech.	232	..	232	161	..	161	69.4	57	..	57	55	..	55	96.5
Panjab	62	..	62	55	..	55	100

Poona	212	..	212	179	..	179	84.4	71	..	71	66	..	66	92.9
Punjab Agricultural	183	..	183	146	..	146	79.7	141	3	144	141	..	144	100.0
Rajasthan	46	..	46	39	..	39	84.7	3
Ranchi	85	..	85	82	..	82	96.4	32	..	32	31	..	31	96.8
Sardar Patel	175	..	175	126	..	126	72.0	14	..	14	14	..	14	100.0
Udaipur	210	..	210	188	..	188	89.5	28	..	28	28	..	28	100.0
Univ. of Agricultural Scs.	228	..	228	165	..	165	72.3
U.P. Agricultural	116	..	116*	116	..	116	100.0	39	..	39	39	..	39	100.0
TOTAL	7,713	21	7,734	5,171	12	5,183	67.0	1,178	8	1,186	1,160	8	1,169	98.5
<i>Institutions Deemed as Universities</i>														
Indian Agricultural Research Institute	56	2	58	56	2	58	100.0
TOTAL	56	2	58	56	2	58	100.0
GRAND TOTAL	7,713	21	7,734	5,171	12	5,183	67.0	1,234	10	1,244	1,216	10	1,226	98.6

*Figures relate to the year 1964-65.

TABLE XVII—Examination Results (Detailed Break-up)—contd.

E—Commerce

University	B.Com./B.Com. (Hons.)						Pass Percentage	M.Com.						Pass Percentage
	Number Appeared			Number Passed				Number Appeared			Number Passed			
	Boys	Girls	Total	Boys	Girls	Total		Boys	Girls	Total	Boys	Girls	Total	
1	2	3	4	5	6	7	8	9	10	11	12	13	14	15
Agra	2,020	..	2,020	1,034	..	1,034	51.2	621	..	621	562	..	562	90.5
Aligarh Muslim	35	2	37	24	2	26	70.2	24	1	25	24	1	25	100.0
Allahabad	324	..	324	193	..	193	59.6	89	..	89	86	..	86	96.6
Andhra	985	..	985	435	..	435	44.2	48	1	49	37	..	37	75.5
Annamalai	141	..	141	59	..	59	41.8	17	..	17	15	..	15	88.2
Banaras Hindu	185	..	185	137	..	137	74.1	33	..	33	33	..	33	100.0
Bangalore	938	7	945	280	5	285	30.2
Baroda	570	19	589	365	14	379	64.3	24	..	24	21	..	21	87.5
Bhagalpur	407	..	407	190	..	190	46.7	36	..	36	36	..	36	100.0
Bihar	454	..	454	250	..	260	57.3	43	..	43	43	..	43	100.0
Bombay	1,473	123	1,596	700	75	775	48.6	117	6	123	51	3	54	44.3
Burdwan	1,079	..	1,079	499	..	499	46.2	73	..	73	36	..	36	49.3
Calcutta	6,622	121	6,743	4,968	77	5,045	74.8	1,371	6	1,377	736	3	739	53.7
Delhi	578	2	580	370	1	371	63.9	28	1	29	20	1	21	72.4
Dibrugarh	249	..	249	86	..	86	34.5
Gauhati	444	..	444	178	..	178	40.1	70	..	70	49	..	49	70.0
Gorakhpur	181	..	181	128	..	128	70.7	34	..	34	33	..	33	97.1
Gujarat	3,580	..	3,580	2,213	..	2,213	61.8	281	2	283	148	1	149	52.7
Indore	353	..	353	216	..	216	61.2	97	..	97	85	..	85	87.6
Jabalpur	389	1	390	223	1	224	57.4	148	..	148	142	..	142	95.9
Jammu & Kashmir	35	..	35	31	..	31	88.6	9	..	9	8	..	8	88.9
Jiwaji	199	..	199	127	..	127	63.8	38	..	38	36	..	36	94.7
Jodhpur	166	..	166	143	..	143	86.1	17	..	17	17	..	17	100.0
Karnatak	458	5	463	168	1	169	36.5	75	1	76	40	1	41	53.9
Kerala	1,341	52	1,393	896	22	918	65.9	79	2	81	73	1	74	91.4
Lucknow	608	..	608	244	..	244	40.1	81	..	81	78	..	78	96.3

Madras	2,339	19	2,358	727	7	734	31.1	34	..	34	25	..	25	73.5
Magadh	421	..	421	201	..	201	47.7	23	..	23	12	..	12	52.2
Marathwada	698	5	703	257	2	259	36.6	38	1	39	20	1	21	53.8
Mysore	655	18	673	281	5	286	42.5	33	..	33	29	..	29	87.9
Nagpur	2,572	20	2,592	1,048	9	1,057	40.8	332	1	333	276	1	277	83.2
North Bengal	75	2	77	72	2	74	96.1
Osmania	1,413	..	1,413	524	..	524	17.0	30	..	30	16	..	16	53.3
Panjab	164	..	164	138	..	138	84.1	7	..	7	7	..	7	100.0
Patna	143	1	144	118	1	119	82.6	57	..	57	47	..	47	82.4
Poona	2,021	29	2,050	744	17	761	37.1	102	3	105	39	..	39	37.1
Punjab Agricultural
Punjabi	108	..	108	91	..	91	84.3
Rabindra Bharati
Rajasthan	1,549	..	1,549	767	..	767	49.5	64	..	64	53	..	53	82.8
Ranchi	519	..	519	241	..	241	46.4
Ravi Shankar	469	4	473	268	1	269	56.8	134	..	134	120	..	120	89.5
Sardar Patel	141	4	145	132	4	136	93.7	28	..	28	21	..	21	75.0
Saugar	448	2	450	277	1	278	61.7	120	..	120	113	..	113	94.1
Shivaji	698	24	722	292	11	303	41.9	14	..	14	8	..	8	57.1
Sri Venkateswara	133	..	133	81	..	81	60.9
Udaipur	40	..	40	30	..	30	75.0	3	..	3	3	..	3	100.0
Utkal	302	..	302	139	..	139	46.0	24	..	24	22	..	22	91.6
Vikram	588	1	589	400	1	401	57.3	90	..	90	79	..	79	87.7
TOTAL	39,310	461	39,771	20,995	259	21,254	53.4	4,586	25	4,611	3,299	13	3,312	71.8

Institutions Deemed as Universities

Birla Institute of Technology	2	..	2	2	..	2	100.0
TOTAL	2	..	2	2	..	2	100.0
GRAND TOTAL	39,310	461	39,771	20,995	259	21,254	53.4	4,588	25	4,613	3,301	13	3,314	53.3

TABLE XVII—Examination Results (Detailed Break-up)—contd.

F—Education (Teachers' Training)

University	B.Ed./B.T./L.T.							M.Ed.						
	Number Appeared			Number Passed			Pass Percentage	Number Appeared			Number Passed			Pass Percentage
	Boys	Girls	Total	Boys	Girls	Total		Boys	Girls	Total	Boys	Girls	Total	
1	2	3	4	5	6	7	8	9	10	11	12	13	14	15
Agra	1,876	1,297	3,173	1,205	1,027	2,232	70.3	38	26	64	30	23	53	82.8
Aligarh Muslim	55	..	55	53	..	53	96.4	14	4	18	12	4	16	88.9
Allahabad	12	10	22	11	9	20	90.9
Andhra	782	265	1,047	500	197	697	66.6
Annamalai	139	14	153	136	6	142	92.8	5	..	5	5	..	5	100.0
Banaras Hindu	37	70	107	37	70	107	100.0	8	5	13	8	5	13	100.0
Bangalore	168	106	274	121	95	216	78.8
Baroda	63	55	118	62	54	116	98.3	14	7	21	14	7	21	100.0
Bhagalpur	302	21	323	300	21	321	99.4
Bihar	264	40	304	260	40	300	98.6
Bombay	143	196	339	141	193	334	98.5	9	16	25	6	14	20	80.0
Burdwan	208	137	345	188	115	303	87.8
Calcutta	1,369	941	2,310	1,076	769	1,845	79.8	11	33	44	11	31	42	95.4
Delhi	44	152	196	37	140	177	90.3	16	5	21	15	5	20	95.2
Dibrugarh	106	16	122	52	9	61	50.0
Gauhati	326	95	421	233	67	300	68.8
Gorakhpur	1,600	185	1,785	1,319	162	1,481	83.0	24	..	24	14	..	14	58.3
Gujarat	595	134	729	571	133	704	96.6	46	11	57	28	7	35	61.4
Jabalpur	173	116	289	173	116	289	100.0	14	7	21	14	7	21	100.0
Jammu & Kashmir	376	220	596	272	170	442	74.2
Jiwaji	178	34	212	178	34	212	100.0	17	..	17	12	..	12	70.6
Jodhpur	120	80	200	116	80	196	98.0
Kalyani	101	60	161	101	59	160	99.4
Karnatak	379	40	419	359	38	397	94.7	35	6	41	30	9	39	95.1
Kerala	1,325	1,390	2,715	1,084	1,156	2,240	82.5	21	8	29	21	8	29	100.0
Kurukshetra	67	35	102	55	35	90	88.2	12	7	19	12	7	19	100.0
Lucknow	26	164	190	17	153	170	89.5	7	21	28	8	19	27	96.4
Madras	1,369	752	2,121	1,103	659	1,762	83.1	20	13	33	11	11	22	66.7

Marathwada	165	20	185	160	22	182	98.4	18	6	24	13	3	16	66.7
Mysore	555	191	746	398	158	556	74.5	13	..	13	10	..	10	76.9
Nagpur	376	138	514	349	134	483	93.9	8	..	8	6	..	6	75.0
North Bengal	211	76	287	188	73	261	90.9
Osmania	570	204	774	508	187	695	89.8	16	..	25	11	8	19	76.0
Panjab	1,235	1,604	2,839	1,028	1,209	2,237	78.8	15	16	31	14	16	30	76.0
Patna	134	121	255	127	119	246	96.4	32	12	44	27	11	38	86.4
Poona	328	112	440	309	104	413	93.8	46	14	60	32	12	44	73.3
Punjabi	200	188	388	124	131	255	65.7	12	13	25	12	11	23	92.0
Rajasthan	799	261	1,060	770	247	1,017	95.9	16	5	21	16	3	19	90.4
Ranchi	167	..	167	150	..	150	89.8
Ravi Shankar	245	56	301	240	55	295	95.1	52	2	54	20	1	21	38.8
Sardar Patel	192	26	218	183	25	208	95.4	16	2	18	16	2	18	100.0
Saugar	351	21	372	345	21	366	98.6	35	2	37	35	2	37	100.0
Shivaji	348	69	417	340	69	409	98.0	23	3	26	16	3	19	73.0
S.N.D.T.	221	221	..	195	195	88.2	..	32	32	..	16	16	50.0
Sri Venkateswara	386	49	435	276	46	322	74.0
Udaipur	124	26	150	124	26	150	100.0	24	9	33	21	9	30	90.9
Utkal	532	58	590	510	53	563	95.4	7	3	10	7	3	10	100.0
Varanaseya Sanskrit Vishwavidyalaya	27	1	28	27	1	28	100.0
Vikram	559	121	680	515	114	629	92.5	41	3	44	35	..	35	79.5
Visva Bharati	60	19	79	59	19	78	98.7	8	..	8	8	..	8	100.0
TOTAL	19,755	10,197	29,952	16,479	8,606	25,085	83.8	705	310	1,015	561	266	827	81.5
<i>Institutions deemed as Universities</i>														
Gujarat Vidyapeeth	41	7	48	34	4	38	79.1
Jamia Millia Islamia	43	55	98	43	54	97	98.9	9	1	10	7	1	8	80.0
TOTAL	84	62	146	77	58	135	98.8	9	1	10	7	1	8	80.0
GRAND TOTAL	19,839	10,259	30,098	16,556	8,664	25,220	83.8	714	311	1,205	568	267	835	81.5

TABLE XVII—*Examination Results (Detailed Break-up)—contd.*
 F—Education (Teachers' Training)—*contd.*

University	Diploma/Certificate in Teaching														
	Under Graduate							Post-Graduate							
	Number Appeared			Number Passed			Pass Percent- age	Number Appeared			Number Passed			Pass Percent- age	
	Boys	Girls	Total	Boys	Girls	Total		Boys	Girls	Total	Boys	Girls	Total		
1	2	3	4	5	6	7	8	9	10	11	12	13	14	15	
Annamalai	27	6	33	23	4	27	81.8	
Baroda	25	31	56	25	31	56	100.0	
Bhagalpur	504	13	517	482	13	495	95.7	
Bombay	90	194	284	88	188	276	97.2	
Gauhati	37	3	40	24	2	26	65.0	
Gujarat	5	4	9	5	4	9	100.0	
Jabalpur	18	18	..	18	18	100.0	
Karnatak	5	13	18	3	13	16	88.9	
Nagpur	323	243	566	254	207	461	81.4	
Rajasthan	13	..	13	13	..	13	100.0	
Shivaji	149	113	262	135	112	247	94.3	
S. Patel	12	18	30	12	18	30	100.0	
S.N.D.T.	40	40	..	40	40	100.0	
Poona	303	455	758	227	388	615	81.1	
Saugar	16	..	16	15	..	15	93.8	17	..	17	17	..	17	100.0	
Vikram	24	1	25	16	1	17	68.0	
TOTAL	1,533	1,152	2,685	1,322	1,039	2,361	87.9	17	..	17	17	..	17	100.0	
<i>Institutions Deemed as Universities</i>															
Gujarat Vidyapeeth	20	11	31	20	11	31	100.0	
Jamia Millia	27	24	51	27	23	50	98.0	1	3	4	1	3	4	100.0	
TOTAL	47	35	82	47	34	81	98.8	1	3	4	1	3	4	100.0	
GRAND TOTAL	1,580	1,187	2,767	1,369	1,073	2,442	88.3	18	3	21	18	3	21	100.0	

TABLE XVII—*Examination Results (Detailed Break-up)—contd*
G—Engineering and Technology

University	B.E./B.Sc. (Civil Engineering)							B.E./B.Sc. (Elect. Engineering)						
	Number appeared			Number Passed			Pass Percentage	Number Appeared			Number Passed			Pass Percentage
	Boys	Girls	Total	Boys	Girls	Total		Boys	Girls	Total	Boys	Girls	Total	
1	2	3	4	5	6	7	8	9	10	11	12	13	14	15
Agra	15	..	15	13	..	13	86.6
Aligarh Muslim	59	..	59	36	..	36	61.0	36	1	37	28	1	29	78.3
Allahabad	23	..	23	19	..	19	82.6
Andhra	79	..	79	57	..	57	72.1	91	..	91	71	..	71	78.0
Annamalai	36	..	36	30	..	30	83.3	26	..	26	26	..	26	100.0
Banaras Hindu	30	..	30	25	..	25	83.3	90	..	90	89	..	89	98.8
Bangalore	575	..	575	396	..	396	68.8
Baroda	145	2	147	126	2	128	87.0	89	..	89	72	..	72	80.8
Bhagalpur	176	..	176	119	..	119	67.6	94	..	94	50	..	50	53.1
Bihar	62	..	62	51	..	51	82.2	38	..	38	26	..	26	68.4
Bombay	108	..	108	67	..	67	62.0	132	2	134	75	2	77	57.4
Calcutta	287	..	287	282	..	282	98.2	157	2	159	128	1	129	81.1
Delhi	22	..	22	20	..	20	90.9	36	..	36	29	..	29	80.6
Dibrugarh	56	..	56	35	..	35	62.5	12	..	12	3	..	3	25.0
Gauhati	93	..	93	73	..	73	78.4	60	..	60	36	..	36	60.0
Gorakhpur	8	..	8	8	..	8	100.0	13	..	13	11	..	11	84.6
Gujarat	230	..	230	173	..	173	75.2	239	..	239	139	..	139	58.2
Jabalpur	92	..	92	85	..	85	92.4	77	..	77	71	..	71	92.2
Jadavpur	148	1	149	134	1	135	90.6	139	..	139	103	..	103	74.1
Jammu & Kashmir	72	..	72	67	..	67	93.0	38	..	38	34	..	34	89.5
Jiwaji	27	..	27	20	..	20	74.1	41	..	41	32	..	32	78.0

TABLE XVII—*Examination Results (Detailed Break-up)—contd.*

G—Engineering and Technology—*contd.*

University	B.E./B.Sc. (Civil Engg.)							B.E./B.Sc. (Elect. Engg.)						
	Number Appeared			Number Passed			Pass Per-centage	Number Appeared			Number Passed			Pass Per-centage
	Boys	Girls	Total	Boys	Girls	Total		Boys	Girls	Total	Boys	Girls	Total	
1	2	3	4	5	6	7	8	9	10	11	12	13	14	15
Jodhpur . . .	110	..	110	104	..	104	94.5	75	..	75	56	..	56	74.7
Karnatak . . .	39	..	39	34	..	34	87.2	61	..	61	56	..	56	74.7
Kerala . . .	250	34	284	178	28	206	72.5	200	9	209	169	7	176	84.2
Madras . . .	286	1	287	166	1	167	58.2	290	2	292	199	1	200	68.5
Marathwada . . .	38	..	38	30	..	30	78.9	30	..	30	29	..	29	96.7
Osmania . . .	163	..	163	71	..	71	43.6	242	..	242	90	..	90	37.2
Panjab . . .	108	..	108	104	..	104	96.3	118	..	118	105	..	105	89.0
Patna . . .	59	..	59	54	..	54	91.5	29	..	29	27	..	27	93.1
Poona . . .	210	3	213	105	3	108	50.7	155	1	156	105	1	106	67.9
Ranchi . . .	288	..	288*	184	..	184*	63.9	343	..	343	207	..	207	60.3
Ravi Shankar . . .	21	..	21	20	..	20	95.2	15	..	15	15	..	15	100.0
Roorkee . . .	112	1	113	112	1	113	100.0	59	..	59	59	..	59	100.0
Sardar Patel . . .	108	..	108	105	..	105	97.3	73	..	73	50	..	50	68.4
Shivaji . . .	61	..	61	47	..	47	77.0	47	..	47	29	..	29	61.7

Sri Venkateswara	27	..	27	18	..	18	66.6	33	..	33	31	..	31	93.9
Utkal	139	..	139	128	..	128	92.0	32	..	32	29	..	29	90.6
Vikram	49	..	49	32	..	32	65.3	43	..	43	39	..	39	90.6
TOTAL	4,396	42	4,438	3,315	36	3,351	75.5	3,268	17	3,285	2,331	13	2,344	71.4
<i>Institutions of National Importance</i>														
Indian Institute of Technology, Kanpur	7	..	7	6	..	6	85.7	15	..	15	15	..	15	100.0
Indian Institute of Technology, Kharagpur	60	..	60	59	..	59	98.3	56	..	56	56	..	56	100.0
Indian Institute of Technology, Bombay	48	..	48	46	..	46	95.8	64	1	65	54	1	55	94.6
TOTAL	115	..	115	111	..	111	96.5	135	1	136	125	1	126	92.6
<i>Institutions Deemed as Universities</i>														
Birla Institute of Technology	60	..	60	60	..	60	100.0	69	..	69	67	..	67	97.1
Indian Institute of Science	36	3	39	36	3	39	100.0
TOTAL	60	..	60	60	..	60	100.0	105	3	108	103	3	106	97.1
GRAND TOTAL	4,571	42	4,613	3,486	36	3,522	76.3	3,508	21	3,529	2,559	17	2,576	73.0

*Results pertain to the year 1964-65.

TABLE XVII—Examination Results (Detailed Break-up)—contd.

G—Engineering and Technology—contd.

University	B.E./B.Sc. (Mech. Engg.)							B.E./B.Sc. (Chem. Engg.)						
	Number Appeared			Number Passed			Pass- Perce- ntage	Number Appeared			Number Passed			Pass Perce- ntage
	Boys	Girls	Total	Boys	Girls	Total		Boys	Girls	Total	Boys	Girls	Total	
1	2	3	4	5	6	7	8	9	10	11	12	13	14	15
Agra	35	..	35	30	..	30	85.7	34	..	34	33	..	33	97.0
Aligarh Muslim	77	..	77	74	..	74	96.1
Allahabad	34	..	34	32	..	32	94.1
Andhra	136	..	136	115	..	115	84.6	44	..	44	31	..	31	70.5
Annamalai	41	..	41	40	..	40	97.5	28	..	28	25	..	25	89.2
Banaras	111	..	111	110	..	110	99.0	39	..	39	35	..	35	89.7
Baroda	159	..	159	143	..	143	89.9
Bhagalpur	98	..	98	70	..	70	71.4
Bihar	62	..	62	51	..	51	82.2
Bombay	132	..	132	100	..	100	75.7	55	..	55	52	..	52	94.5
Calcutta	183	..	183	178	..	178	97.2	32	..	32	29	..	29	90.0
Delhi	37	..	37	31	..	31	83.8	1	..	1	1	..	1	100.0
Dibrugarh	12	..	12	5	..	5	41.6
Gauhati	55	..	55	32	..	32	58.1
Gorakhpur	14	..	14	14	..	14	100.0
Gujarat	307	..	307	242	..	242	78.8
Jabalpur	87	..	87	81	..	81	93.1
Jadavpur	144	..	144	105	..	105	72.9	73	2	75	48	2	50	66.7
Jammu & Kashmir	83	..	83	78	..	78	94.0
Jiwaji	44	..	44	36	..	36	81.8
Jodhpur	66	..	66	66	..	66	100.0
Karnatak	137	..	137	112	..	112	81.7
Kerala	261	..	261	225	..	225	86.2
Madras	509	..	509	361	..	361	70.9	52	..	52	48	..	48	92.3
Marathwada	33	..	33	30	..	30	90.9
Osmania	211	..	211	127	..	127	60.2
Panjab	128	..	128	127	..	127	99.2	63	..	63	57	..	57	90.5
Patna	30	..	30	29	..	29	96.6

Poona	120	..	120	96	..	96	80.0
Ranchi	351*	..	351*	248	..	248*	70.7
Ravi Shankar	45	..	45	44	..	44	97.7
Roorkee	63	..	63	63	..	63	100.0
Sardar Patel	69	..	69	63	..	63	91.3
Shivaji	99	2	101	91	2	93	92.0
Sri Venkateswara	67	..	67	60	..	60	89.5
Utkal	141	..	141	119	..	119	84.3
Vikram	58	..	58	53	..	53	91.3
TOTAL	4,239	2	4,241	3,481	2	3,483	..	421	2	423	359	2	361	38.0

Institutions of National Importance

Indian Institute of Technology, Kanpur	23	..	23	23	..	23	100.0	9	..	9	8	..	8	88.8
Indian Institute of Technology, Kharagpur	89	..	89	88	..	88	89.8	37	..	37	37	..	37	100.0
Indian Institute of Technology, Bombay	66	..	66	63	..	63	95.4
TOTAL	178	..	178	174	..	174	97.7	46	..	46	45	..	45	97.8

Institutions Deemed as Universities

Birla Institute of Technology	77	..	77	73	..	73	94.8
TOTAL	77	..	77	73	..	73	94.8
GRAND TOTAL	4,494	2	4,496	3,728	2	3,730	84.0	467	2	469	404	2	406	43.9

*Results pertain to the year 1964-65.

TABLE XVII—Examination Results (Detailed Break-up)—contd.

G—Engineering and Technology—contd.

University	B.E./B.Sc. (Mining/Metallurgy)							Pass Per- centage
	Number Appeared			Number Passed				
	Boys	Girls	Total	Boys	Girls	Total		
1	2	3	4	5	6	7	8	
Banaras Hindu	102	..	102	101	..	101	99.0	
Baroda	
Bombay	
Calcutta	108	..	108	106	..	106	97.7	
Delhi	
Jodhpur	49	..	49	42	..	42	85.7	
Madras	12	..	12	8	..	8	66.7	
Nagpur	
Osmania	22	..	22	14	..	14	63.6	
Panjab	
Poona	59	1	60	54	1	55	91.6	
Ranchi	99	..	99	91	..	91	91.9	
Ravi Shankar	55	..	55	52	..	52	94.5	
Roorkee	
TOTAL	506	1	507	468	1	469	92.5	
<i>Institutions of National Importance</i>								
Indian Institute of Techno- logy, Kanpur	14	..	14	14	..	14	100.0	
Indian Institute of Techno- logy, Kharagpur	52	..	52	51	..	51	98.1	
Indian Institute of Techno- logy, Bombay	65	..	65	64	..	64	98.5	
TOTAL	131	..	131	129	..	129	98.5	
<i>Institutions Deemed as Universities</i>								
Indian Institute of Science	N.A.	N.A.	N.A.	27	..	27	..	
TOTAL	27	..	27	..	
GRAND TOTAL	637	1	638	624	1	625	97.9	

TABLE XVII—Examination Results (Detailed Break-up)—contd.

G—Engineering and Technology—contd.

University	Number Appeared			Number Passed			Pass Percentage
	Boys	Girls	Total	Boys	Girls	Total	
1	2	3	4	5	6	7	8
B. Architecture							
Baroda	65	2	67	43	2	45	67.1
Bombay	186	30	216	76	10	86	39.8
Calcutta	32	..	32	31	..	31	96.8
Delhi	40	7	47	26	6	32	68.0
Madras	22	..	22	15	..	15	68.2
Nagpur	54	..	54	37	..	37	68.5
Panjab	8	..	8	8	..	8	100.0
Roorkee	34	2	36	34	2	36	100.0
TOTAL	441	41	482	270	20	290	60.2
<i>Institutions of National Importance</i>							
Indian Institute of Technology, Kharagpur	10	1	11	10	1	11	100.0
TOTAL	10	1	11	10	1	11	100.0
GRAND TOTAL	451	42	493	280	21	301	61.0
B. E. Telecommunication							
Andhra	48	..	48	43	..	43	89.6
Jabalpur	11	1	12	11	1	12	100.0
Jadavpur	38	..	38	28	..	28	73.7
Madras	40	1	41	24	1	25	60.9
Osmania	17	1	18	12	1	13	72.2
Poona	38	1	39	24	..	24	61.5
Ranchi*	29	..	29	20	..	20	69.0
Roorkee	15	4	19	15	4	19	100.0
TOTAL	236	8	244	177	7	184	75.4
<i>Institutions of National Importance—</i>							
Indian Institute of Technology, Kharagpur	24	..	24	24	..	24	100.0
TOTAL	24	..	24	24	..	24	100.0
<i>Institutions Deemed as Universities—</i>							
Birla Institute of Technology	35	..	35	35	..	35	100.0
TOTAL	35	..	35	35	..	35	100.0
GRAND TOTAL	295	8	303	236	7	243	80.2

*Results pertain to the year 1964-65.

TABLE XVII—*Examination Results (Detailed Break-up)—contd.*G—Engineering and Technology—*contd.*

University	Number Appeared			Number Passed			Pass Percentage
	Boys	Girls	Total	Boys	Girls	Total	
1	2	3	4	5	6	7	8
<i>B.Sc.(Tech.)/B.Sc.(Hons.)Tech.</i>							
Agra	9	..	9	9	..	9	100.0
Banaras	21	..	21	21	..	21	100.0
Bombay	115	2	117	97	2	99	84.6
Burdwan	31	..	31	31	..	31	100.0
Calcutta	57	..	57	50	..	50	87.7
Nagpur	50	..	50	31	..	31	62.0
Osmania	49	..	49	47	..	47	95.9
Ranchi	20	..	20	20	..	20	100.0
TOTAL	352	2	354	306	2	308	87.0
<i>Institutions of National Importance</i>							
Indian Institute of Technology, Kharagpur	7	..	7	7	..	7	100.0
Indian Institute of Technology, Madras	203	..	203	200	..	200	98.5
Indian Institute of Technology, Bombay	69	..	69	61	..	61	88.4
TOTAL	279	..	279	268	..	268	96.0
GRAND TOTAL	631	2	633	574	2	576	90.0
<i>B.Sc. (Textile)/B.Textile</i>							
Agra	43	..	43	31	..	31	72.0
Baroda	27	..	27	27	..	27	100.0
Bangalore	30	..	30	30	..	30	100.0
Bihar	17	..	17	16	..	16	94.1
Calcutta	30	..	30	28	..	28	93.3
Madras	7	..	7	7	..	7	100.0
Panjab	56	..	56	46	..	46	82.1
TOTAL	210	..	210	185	..	185	88.0

TABLE XVII—*Examination Results (Detailed Break-up)—contd.*G—Engineering and Technology—*contd.*

University	Number Appeared			Number Passed			Pass Percentage
	Boys	Girls	Total	Boys	Girls	Total	
1	2	3	4	5	6	7	8
B.Sc. Leather Technology							
Calcutta	4	..	4	4	..	4	100.0
Madras	10	..	10	7	..	7	70.0
TOTAL	14	..	14	11	..	11	78.6
B.Sc./B.E. (Unspecified)							
Allahabad	51	..	51	39	..	39	78.0
Banaras	3	..	3	2	..	2	66.7
Calcutta	10	..	10	10	..	10	100.0
Mysore	561	4	565	474	2	476	84.3
Nagpur	182	2	184	116	2	118	64.1
Panjab	52	..	52	50	..	50	96.1
Punjabi	116	..	116	114	..	114	98.3
Ranchi	1,963	1	1,964	1,441	..	1,441	73.3
Sri Venkateswara	24	..	24	14	..	14	58.3
TOTAL	2,962	7	2,969	2,260	4	2,264	76.2
<i>Institutions of National Importance</i>							
Indian Institute of Technology, Kharagpur	22	..	22	22	..	22	100.0
TOTAL	22	..	22	22	..	22	100.0
GRAND TOTAL	2,984	7	2,991	2,282	4	2,286	76.4
M.E./M.Sc.(Engg.)							
Annamalai	16	..	16	16	..	16	100.0
Baroda	61	..	61	60	..	60	98.3
Bombay	13	..	13	13	..	13	100.0
Calcutta	84	..	84	74	..	74	88.0
Gujarat	8	1	9	7	..	7	77.8
Jabalpur	26	1	27	25	1	26	96.3
Jadavpur	79	..	79	34	..	34	43.0
Kerala	46	4	50	40	3	43	86.0
Madras	92	..	92	52	..	52	56.5
Poona	33	..	33	24	..	24	70.5
Ranchi	37	..	37	37	..	37	100.0
Roorkee	39	..	39	38	..	38	97.4
Sardar Patel	11	1	12	11	1	12	100.0
Shiveji	1	..	1
TOTAL	546	7	553	431	5	436	78.8

TABLE XVII—*Examination Results (Detailed Break-up)—contd.*
G—Engineering and Technology—*contd.*

University	Number Appeared			Number Passed			Pass Percentage
	Boys	Girls	Total	Boys	Girls	Total	
1	2	3	4	5	6	7	8
M.E./M.Sc. (Engg.)—contd.							
<i>Institutions Deemed as Universities</i>							
Birla Institute of Technology	2	1	3	1	1	2	66.6
Indian Institute of Sciences	149	5	154	149	5	154	100.0
TOTAL	151	6	157	150	6	156	99.3
GRAND TOTAL	697	13	710	581	11	592	83.3
M.Tech./M.Sc. Tech. (Hons.)							
Agra*	29	..	29	29	..	29	100.0
Allahabad	18	..	18	17	..	17	94.4
Andhra	89	..	89@	77	..	77	86.5
Bombay	21	2	23	21	2	23	100.0
Calcutta	82	..	82	82	..	82	100.0
Madras	15	..	15	15	..	15	100.0
Nagpur	4	..	4	4	..	4	100.0
Osmania	13	..	13	13	..	13	100.0
Ravishankar	12	..	12	9	..	9	75.0
Saugar	18	..	18	18	..	18	100.0
TOTAL	301	2	303	285	2	287	94.7
<i>Institutions of National Importance</i>							
Indian Institute of Technology, New Delhi	14	..	14	14	..	14	100.0
Indian Institute of Technology, Kharagpur	79	1	80	79	1	80	100.0
Indian Institute of Technology, Madras	26	..	26	24	..	24	92.3
Indian Institute of Technology, Bombay	113	..	113	112	..	112	99.1
TOTAL	232	1	233	229	1	230	98.7
<i>Institutions Deemed as Universities</i>							
Birla Institute of Technology	5	1	6	5	1	6	100.0
Indian Institute of Sciences
TOTAL	5	1	6	5	1	6	100.0
GRAND TOTAL	538	4	542	519	4	523	96.5

@Includes M.Engg. also.

*Figures relate to the year 1964-65.

TABLE XVII—Examination Results (Detailed Break-up)—contd.

G—Engineering and Technology—contd.

University	Number Appeared			Number Passed			Pass Percentage
	Boys	Girls	Total	Boys	Girls	Total	
1	2	3	4	5	6	7	8
Post-Graduate Diploma (Engg. & Tech.)							
Baroda	5	..	5	4	..	4	80.0
Ravi Shankar	3	..	3	0.0
Roorkee	35	..	35	34	..	34	97.1
Total	43	..	43	38	..	38	88.4
<i>Institutions of National Importance</i>							
Indian Institute of Technology, Kharagpur	35	2	37	35	2	37	100.0
Indian Institute of Technology, Bombay	20	..	20	20	..	20	100.0
TOTAL	55	2	57	55	2	57	100.0
<i>Institutions Deemed as Universities</i>							
Indian Institute of Science	4	..	4	4	..	4	100.0
Total	4	..	4	4	..	4	100.0
GRAND TOTAL	102	2	104	97	2	99	95.2
Under-Graduate Diploma/Certificate (Engg. & Technology)							
Annamalai	54	12	66	50	10	60	99.9
Aligarh	262	..	262	163	..	163	62.2
Bangalore	35	..	35	33	..	33	94.3
Baroda	688	4	692	533	3	536	77.5
Nagpur	40	..	40	9	..	9	22.5
Roorkee	272	..	272	260	..	260	95.6
TOTAL	1,351	16	1,367	1,048	13	1,061	77.6

TABLE XVII—*Examination Results (Detailed Break-up)—contd.*

H—Law

University	LL.B./B.L.							LL.M./M.L.						
	Number Appeared			Number Passed			Pass Per-centage	Number Appeared			Number Passed			Pass Per-centage
	Boys	Girls	Total	Boys	Girls	Total		Boys	Girls	Total	Boys	Girls	Total	
1	2	3	4	5	6	7	8	9	10	11	12	13	14	15
Agra	1,066	11	1,077	399	2	401	37.2	36	..	36	5	..	5	13.8
Aligarh Muslim	96	..	96	72	..	72	75.0	6	..	6	4	..	4	66.7
Allahabad	240	..	240	185	..	185	77.1	1	..	1	0.0
Andhra	47	2	49	35	2	37	75.5	9	..	9	6	..	6	66.9
Banaras Hindu	131	5	136	72	4	76	55.8	10	..	10	8	..	8	80.8
Bangalore	574	13	587	257	9	266	45.3	21	..	21	2	..	2	9.5
Baroda	154	13	167	81	6	87	52.0	3	1	4	1	..	1	25.0
Bhagalpur	582	1	583	383	1	384	65.8
Bihar	509	..	509	432	..	432	84.8
Bombay	1,510	130	1,640	757	89	846	51.5	134	12	146	30	1	31	21.2
Calcutta	1,057	45	1,102	768	33	801	72.6
Delhi	354	30	384	268	23	291	75.8	3	..	3	1	..	1	33.3
Gauhati	106	4	110	65	3	68	61.8
Gorakhpur	150	..	150	104	..	104	69.3	4	..	4	3	..	3	75.0
Gujarat	1,287	..	1,287	605	..	605	47.0	20	..	20	2	..	2	10.0
Indore	277	11	288	200	6	206	71.5
Jabalpur	134	4	138	113	4	117	84.8	7	..	7	3	..	3	42.9
Jiwaji	134	..	134	65	..	65	48.5	14	..	14	3	..	3	21.4
Jodhpur	121	..	121	67	..	67	55.1	1	..	1	1	..	1	100.0

Karnatak	318	11	329	135	4	139	42.2	12	..	12	2	..	2	16.7
Kerala	252	24	276	152	13	165	59.8	15	2	17	5	..	5	29.4
Lucknow	663	18	681	632	13	645	94.7	17	..	17	11	..	11	64.7
Madras	735	15	750	314	9	323	43.1	30	2	32	2	..	2	6.2
Magadh	363	1	364	254	1	255	70.0
Marathwada	194	1	195	75	..	75	38.7	5	..	5	2	..	2	40.0
Mysore	81	4	85	44	2	46	54.1
Nagpur	127	6	133	69	3	72	54.1	5	..	5	3	..	3	60.0
Osmania	545	14	559	259	9	268	47.9	9	..	9	7	..	7	77.8
Panjab	587	24	611	414	9	423	69.2	Not Available						
Patna	96	1	97	86	1	87	89.6	5	..	5	4	..	4	80.0
Poona	369	8	377	154	7	161	42.5	19	2	21	5	..	5	23.8
Rajasthan	284	5	289	257	5	262	90.6	3	..	3†	2	..	2	66.6
Ranchi	267	..	267	196	..	196	73.4
Ravishankar	88	5	93	43	2	45	48.3
Sardar Patel	34	..	34	27	..	27	79.4
Saugar	298	3	301	148	2	150	49.8	1	..	1	0.0
Shivaji	104	4	108	51	2	53	49.0
Udaipur	72	3	75	61	2	63	84.0
Utkal	184	2	186	131	2	133	71.5	16	1	17	2	1	3	17.6
Vikram	348	2	350	219	1	220	62.8
TOTAL	14,538	420	14,958	8,649	269	8,918	59.6	406	20	426	114	2	116	26.9

†Results relate to the year 1964-65.

TABLE XVII—*Examination Results (Detailed Break-up)*—contd.

I—Medicine

University	Number Appeared			Number Passed			Pass Percent- age
	Boys	Girls	Total	Boys	Girls	Total	
1	2	3	4	5	6	7	8
M.B.B.S.							
Agra	95	34	129	65	25	90	69.7
Allahabad	47	8	55	29	5	34	61.8
Andhra	613	..	613	292	..	292	47.6
Banaras	56	7	63	38	5	43	68.2
Bangalore	157	38	195	69	22	91	46.7
Baroda	82	14	96	62	9	71	73.9
Bihar	228	36	264	124	14	138	52.2
Bombay	396	219	615	208	134	342	55.6
Calcutta	810	160	970	402	108	510	52.5
Delhi	138	174	312	71	116	187	59.9
Gauhati	189	5	194	115	3	118	60.8
Gujarat	319	..	319	136	..	136	42.6
Indore	102	51	153	59	26	85	55.6
Jabalpur	221	103	324	60	40	100	30.9
Jammu & Kashmir	190	87	277	129	30	159	57.4
Jiwaji	132	..	132	55	9	64	48.5
Karnatak	437	51	488	143	26	179	36.7
Kerala	470	..	470	347	..	347	73.8
Lucknow	463	93	556	236	57	293	52.7
Madras	1,196	359	1,555	519	176	695	44.7
Marathwada	94	17	111	51	9	60	54.0
Mysore	206	59	265	130	34	164	61.9
Nagpur	221	57	278	104	38	142	51.1
Osmania	468	142	610	184	88	272	44.6
Punjab	65	61	126	26	35	61	48.4
Patna	213	56	269	104	37	141	52.4
Poona	277	99	376	101	66	167	44.4
Punjabi	145	36	181	70	28	98	54.1
Rajasthan	365	..	365	200	..	200	54.8
Ranchi	323	55	378	132	33	165	43.6
Sri Venkateswara	416	70	486	192	37	229	47.1
Utkal	430	83	513	247	51	298	58.0
Vikram	137	17	154	63	13	46	44.7
TOTAL	9,701	2,191	11,892	4,763	1,274	6,017	50.6
<i>Institutions of National Importance</i>							
All India Institute of Medical Sciences	46	12	58	38	10	48	82.7
TOTAL	46	12	58	38	10	48	82.7
GRAND TOTAL	9,747	2,203	11,950	4,801	1,284	6,065	50.7

TABLE XVII—*Examination Results (Detailed Break-up)—contd.*

I—*Medicine—contd.*

University	M.D.							M.S.						
	Number Appeared			Number Passed			Pass Percentage	Number Appeared			Number Passed			Pass Percentage
	Boys	Girls	Total	Boys	Girls	Total		Boys	Girls	Total	Boys	Girls	Total	
1	2	3	4	5	6	7	8	9	10	11	12	13	14	15
Agra	16	2	18	5	2	7	38.8	10	4	14	5	4	9	64.20
Andhra	86	49	135	16	7	23	17.0	119	3	122	27	1	28	22.9
Banaras Hindu	3	..	3	1	..	1	33.3	1	1	2	..	1	1	50.0
Baroda	49	7	56	14	1	15	26.7	31	..	31	9	..	9	29.0
Bihar	61	8	69	29	5	34	49.2	68	8	76	33	6	39	51.3
Bombay	146	66	212	59	36	95	39.6	26	3	229	56	..	56	24.4
Calcutta	19	1	20†	9	1	10†	50.0	229	1	30†	19	..	19†	63.3
Delhi	41	21	62	14	10	24	38.7	42	7	49	21	5	26	53.0
Gujarat	89	..	89	36	..	36	40.4	63	..	63	17	..	17	26.9
Indore	18	..	18†	11	..	11†	..	10	5	15†	4	3	7†	46.7
Jabalpur	10	3	13	5	3	8	61.5	15	5	20	7	5	12	60.0
Jiwaji	17	..	17	6	..	6	35.3	17	..	17	6	4	10	58.8
Karnatak	9	2	11	3	1	4	36.4	9	..	9	6	..	6	66.6
Kerala	18	25	43	13	7	20	46.5	14	..	14	9	..	9	64.3
Lucknow	201	22	223	74	8	82	36.8	155	15	170	82	9	91	53.3
Madras	123	34	157	25	10	35	22.3	118	6	124	25	1	26	20.9
Marathwada	10	2	12	4	1	5	41.7	9	..	9	5	..	5	55.5
Nagpur	23	8	31	5	7	12	38.7	39	2	41	11	2	13	31.7
Osmania	53	28	81	19	11	30	37.0	46	1	47	10	..	10	21.3
Punjab	29	9	38	9	4	13	34.2	35	1	36	18	..	18	50.0
Patna	57	3	60	19	2	21	35.0	81	15	96	55	9	64	66.6
Poona	53	10	63	17	4	21	33.3	59	..	59	18	..	18	30.5
Punjabi	12	5	17	5	2	7	41.2	14	3	17	6	1	7	41.2
Rajasthan	14	..	14	4	..	4	28.6	16	2	18	7	1	8	44.4

†Figures relate to the year 1964-65.

TABLE XVII—*Examination Results (Detailed Break-up)—contd.*

I—*Medicine—contd.*

1	2	3	4	5	6	7	8	9	10	11	12	13	14	15
Sri Venkateswara	26	..	26	3	..	3	11.5	20	..	20	5	..	5	25.0
Utkal	22	6	28	10	2	12	42.8	15	1	16	4	..	4	25.0
Vikram	6	..	6	2	..	2	33.3	6	..	6	2	..	2	33.3
TOTAL	1,211	311	1,522	417	124	541	35.5	1,267	83	1,350	467	52	519	37.8
<i>Institutions of National Importance</i>														
All India Institute of Medical Sciences	63	28	91	39	17	56	78.8	28	1	29	22	1	23	79.3
Post-Graduate Research Institute in Medicine	30	13	43*	16	8	24	55.8
TOTAL	93	41	134	55	25	80	70.1	28	1	29	22	1	23	79.3
GRAND TOTAL	1,304	352	1,656	472	149	621	37.5	1,295	84	1,379	489	53	542	38.7

*M.D. and M.S. combined results.

TABLE XVII—Examination Results (Detailed Break-up)—contd.

I—Medicine—contd.

University	Number Appeared			Number Passed			Pass Percentage
	Boys	Girls	Total	Boys	Girls	Total	
1	2	3	4	5	6	7	8
B.Sc. (Medicine)							
Bombay	1	1	2	1	..	1	50.0
Gujarat	1	..	1	1	..	1	100.0
Nagpur	20	9	29	3	6	9	31.0
TOTAL	22	10	32	5	6	11	34.4
M.Sc. (Medicine)							
Baroda	12	4	16	7	2	9	56.2
Bombay	5	1	6	3	..	3	50.0
Calcutta	9	1	10	9	1	10	100.0
Gujarat	5	..	5	3	..	3	60.0
Karnatak	1	..	1	1	..	1	100.0
Madras	19	8	27	10	6	16	59.2
Nagpur	8	3	11	8	3	11	100.0
Osmania	1	1	2	1	1	2	100.0
Poona	3	2	5	1	..	1	20.0
Rajasthan	7	1	8	4	..	4	50.0
TOTAL	70	21	91	47	13	60	65.9
M. Obstetrics							
Utkal	4	4	8	1	..	1	12.5
TOTAL	4	4	8	1	..	1	12.5
D.C.H.							
Agra	1	..	1	0.0
Andhra	8	5	13	8	5	13	100.0
Calcutta	41	2	43	31	..	31	72.1
Delhi	15	15	30	9	12	21	70.0
Kerala	1	..	1	0.0
Lucknow	4	1	5	3	1	4	80.0
Madras	32	17	49	23	14	37	75.5
Nagpur	8	1	9	8	1	9	100.0
Osmania	11	3	14	8	3	11	78.6
Panjab	2	..	2	2	..	2	100.0
Patna	6	2	8	6	2	8	100.0
Poona	8	2	10	6	..	6	60.0
Punjabi	1	..	1	1	..	1	100.0
Sri Venkateswara	9	..	9	6	..	6	66.6
TOTAL	147	48	195	111	38	149	76.4

TABLE XVII—Examination Results (Detailed Break-up)—contd.

I—Medicine—contd.

University	Number Appeared			Number Passed			Pass Percentage
	Boys	Girls	Total	Boys	Girls	Total	
1	2	3	4	5	6	7	8
D.C.P.							
Baroda	5	..	5	4	..	4	80.0
Bihar	1	..	1	1	..	1	100.0
Lucknow	3	..	3	3	..	3	100.0
Madras	3	1	4	3	1	4	100.0
Osmania	1	..	1	1	..	1	100.0
Poona	11	3	14	11	3	14	100.0
TOTAL	24	4	28	23	4	27	96.4
D.G.O.							
Andhra	21	21	..	13	13	61.9
Baroda	15	19	34	2	8	10	29.4
Bihar	3	4	7	3	4	7	100.0
Calcutta	73	54	127	43	39	82	64.6
Delhi	14	14	..	9	9	64.3
Gujarat	25	..	25	20	..	20	80.0
Kerala	2	7	9	1	4	5	55.5
Lucknow	1	1	..	1	1	100.0
Madras	2	75	77	..	41	41	53.2
Nagpur	1	14	15	1	10	11	73.3
Osmania	1	13	14	..	11	11	78.6
Panjab	1	..	1	1	..	1	100.0
Patna	7	7	14	4	7	11	78.6
Poona	2	5	7	1	4	5	71.4
Punjabi	5	5	..	5	5	100.0
Sri Venkateswara	3	9	12	5	..	5	41.6
TOTAL	135	248	383	81	156	237	61.9
D.L.O.							
Andhra	3	..	3	2	..	2	66.7
Banaras Hindu	1	..	1	1	..	1	100.0
Baroda	10	1	11	7	..	7	63.6
Calcutta	20	..	20	12	..	12	60.0
Gujarat	4	..	4	3	..	3	75.0
Jiwaji	3	..	3	2	..	2	66.7
Lucknow	1	..	1	1	..	1	100.0
Madras	11	..	11	7	..	7	63.6
Osmania	1	..	1	1	..	1	100.0
Panjab	1	..	1	1	..	1	100.0
Patna	5	..	5	4	..	4	80.0
Sri Venkateswara	3	..	3	3	..	3	100.0
TOTAL	63	1	64	44	..	44	68.8

TABLE XVII—Examination Results (Detailed Break-up)—contd.

I—Medicine—contd.

University	Number Appeared			Number Passed			Pass Percent- age
	Boys	Girls	Total	Boys	Girls	Total	
1	2	3	4	5	6	7	8
D.M.R.D.							
Calcutta	6	..	6	6	..	6	100.0
Delhi	4	1	5	4	1	5	100.0
Madras	7	2	9	7	2	9	100.0
Nagpur	6	..	6	2	..	2	33.3
Poona	5	..	5	3	..	3	60.0
Utkal	1	..	1	1	..	1	100.0
TOTAL	29	3	32	23	3	26	81.2
D.P.M. (Psychological Medicine)							
Bangalore	8	..	8	8	..	8	100.0
Bombay	6	..	6	2	..	2	33.3
Calcutta	3	..	3	2	..	2	66.6
Ranchi	6	..	6	3	..	3	50.0
TOTAL	23	..	23	15	..	15	56.5
D.M.R.E.							
Agra	1	1	0.0
Bombay	14	1	15	6	1	7	46.6
Calcutta	2	..	2	2	..	2	100.3
Jiwaji	12	..	12	10	..	10	83.3
Lucknow	1	..	1	1	..	1	100.0
TOTAL	29	2	31	19	1	20	64.5
D.O.							
Agra	2	2	..	2	2	100.0
Aligarh Muslim	12	..	12	7	..	7	58.3
Andhra	10	..	10	6	..	6	60.0
Bangalore	1	..	1	1	..	1	100.0
Baroda	2	..	2	2	..	2	100.0
Delhi	5	..	5	2	..	2	40.0
Gujarat	8	..	8	7	..	7	87.5
Lucknow	2	..	2	2	..	2	100.0
Madras	9	1	10	6	1	7	70.0
Nagpur	6	1	7	3	1	4	57.1
Osmania	2	..	2	2	..	2	100.0
Punjab	3	..	3	1	..	1	33.3
Patna	6	..	6	3	..	3	50.0
Sri Venkateswara	10	..	10	5	..	5	50.0
TOTAL	76	4	80	47	4	51	63.8

TABLE XVII—Examination Results (Detailed Break-up)—contd.

I—Medicine—contd.

University	Number Appeared			Number Passed			Pass Percent- age
	Boys	Girls	Total	Boys	Girls	Total	
1	2	3	4	5	6	7	8
Diploma—Ortho-Surgery							
Agra	1	..	1	1	..	1	100.0
Lucknow	2	..	2	2	..	2	100.0
Madras	7	..	7	5	..	5	71.4
Patna	7	..	7	2	..	2	28.5
TOTAL	17	..	17	10	..	10	60.0
D.O.M.S.							
Agra	4	..	4	2	..	2	50.0
Calcutta	36	1	37	14	..	14	37.8
Gujarat	1	..	1	1	..	1	100.0
Jiwaji	2	..	2	2	..	2	100.0
Lucknow	4	..	4	3	..	3	75.0
Panjab	3	..	3	2	..	2	66.7
TOTAL	50	1	51	24	..	24	47.1
D.P.H.							
Bombay	6	3	9	6	3	9	100.0
Calcutta	45	3	48	39	2	41	85.4
Kerala	5	2	7	3	2	5	71.4
Lucknow	11	..	11	11	..	11	100.0
Osmania	8	..	8	5	..	5	62.5
Patna	3	1	4	2	..	2	50.0
Poona	8	2	10	7	1	8	80.0
TOTAL	86	11	97	73	8	81	83.5
D.T.D.							
Andhra	1	..	1	1	..	1	100.0
Baroda	2	..	2	0.0
Calcutta	21	..	21	11	..	11	52.3
Gujarat	2	..	2	2	..	2	100.0
Lucknow	1	..	1	1	..	1	100.0
Madras	5	..	5	4	..	4	80.0
Patna	8	..	8	6	..	6	75.0
TOTAL	40	..	40	25	..	25	62.5
D.A.							
Andhra	3	1	4	..	1	1	25.0
Banaras Hindu	1	..	1	1	..	1	100.0
Baroda	3	3	6	3	2	5	83.3
Bombay	26	15	41	19	13	32	78.0
Calcutta	15	8	23	9	6	15	65.2
Delhi	15	6	21	12	6	18	85.7

TABLE XVII—*Examination Results (Detailed Break-up)—contd.*I—*Medicine—contd.*

University	Number Appeared			Number Passed			Pass Percent- age
	Boys	Girls	Total	Boys	Girls	Total	
1	2	3	4	5	6	7	8
D.A.—contd.							
Gujarat	10	..	10	8	..	8	80.0
Jabalpur	1	..	1	1	..	1	100.0
Lucknow	1	..	1	1	..	1	100.0
Madras	13	5	18	5	3	8	44.4
Nagpur	3	2	5	3	1	4	80.6
Panjab	4	..	4	3	..	3	75.0
Patna	3	..	3	2	..	2	66.6
Poona	5	..	5	0.0
Utkal	1	1	2	1	..	1	50.0
Vikram	7	1	8	4	1	5	62.5
TOTAL	111	42	153	72	33	105	68.6
D. Ven. D.							
Bombay	23	1	24	15	1	16	66.6
Calcutta	6	2	8	5	2	7	87.0
Gujarat	1	..	1	1	..	1	100.0
Madras	6	1	7	6	1	7	100.0
TOTAL	36	4	40	27	4	31	77.5
B.Sc. (Nursing)/B.Sc. (Hons) Nursing							
Bombay	7	7	..	7	7	100.0
Delhi	25	25	..	23	23	92.0
Indore	23	23	..	23	23	100.0
Madras	20	20	..	13	13	65.0
Osmania	18	18	..	17	17	94.4
Punjab	12	12	..	9	9	75.0
S.N.D.T.	6	6	..	6	6	100.0
TOTAL	111	111	..	98	98	88.3
<i>Institution of National Importance</i>							
Post-Graduate Research Institute in Medicine	16	16	..	10	10	62.5
TOTAL	16	16	..	10	10	62.5
GRAND TOTAL	127	127	..	102	102	80.3

TABLE XVII—*Examination Results (Detailed Break-up)—contd.*I—*Medicine—contd.*

University	Number Appeared			Number Passed			Pass Percentage
	Boys	Girls	Total	Boys	Girls	Total	
1	2	3	4	5	6	7	8
B. D. S.							
Bombay	131	33	164	83	20	103	62.8
Calcutta	40	2	42	26	1	27	64.2
Gujarat	32	..	32	27	..	27	84.4
Indore	18	1	19	11	1	12	65.8
Kerala	34	10	44	16	8	24	54.5
Lucknow	54	7	61	34	3	37	60.7
Madras	32	7	39	16	5	21	53.8
Osmania	31	1	32	21	1	22	68.7
Panjab	19	7	26	16	3	19	73.1
Patna	15	..	15	10	..	10	66.6
Punjabi	13	3	16	5	3	8	50.0
TOTAL	419	71	490	265	45	310	63.3
B.U.M.S./A.B.M.S./B.A.M.S.							
Aligarh	41	1	42	32	..	32	76.2
Banaras Hindu	10	..	10	6	..	6	60.0
Gujarat	136	..	136	86	..	86	64.7
Indore	13	3	16	7	1	8	50.0
Jiwaji	25	..	25	8	..	8	32.0
Kerala	4	..	4	2	..	2	50.0
Nagpur	52	..	52	23	..	23	44.2
Poona	45	15	60	21	9	30	50.0
Ravi Shankar	36	..	36	8	..	8	22.2
TOTAL	362	19	381	193	10	203	53.2
B.Sc. (Pharm.)							
Andhra	17	..	17	17	..	17	100.0
Banaras Hindu	14	..	14	10	..	10	71.4
Bombay	23	6	29	17	6	23	79.3
Gujarat	66	..	66	50	..	50	75.6
Madras	40	4	44	15	3	18	40.9
Mysore	29	2	31	25	2	27	87.1
Nagpur	34	5	39+	24	5	29+	74.4
Panjab	7	..	7	7	..	7	100.0
Sardar Patel	16	..	16	16	..	16	100.0
TOTAL	246	17	263	181	16	197	74.9
<i>Institution deemed as University</i>							
Birla Institute of Technology	30	..	30	19	..	19	63.3
TOTAL	30	..	30	19	..	19	63.3
GRAND TOTAL	276	17	193	200	16	216	73.4

TABLE XVII—Examination Results (Detailed Break-up)—contd.

I—Medicine—contd.

University	Number Appeared			Number Passed			Pass Percent- age
	Boys	Girls	Total	Boys	Girls	Total	
1	2	3	4	5	6	7	8
M. Pharm.							
Andhra	13	..	13	11	..	11	84.6
Banaras	6	..	6	6	..	6	100.0
Gujarat	28	..	28	14	..	14	50.0
Punjab	8	..	8	8	..	8	100.0
Rajasthan	2	..	2	2	..	2	100.0
Saugar	10	..	10	10	..	10	100.0
TOTAL	67	..	67	51	..	51	77.6
Institution deemed as Uni- versity							
Birla Institute of Technology	3	..	3	3	..	3	100.0
TOTAL	3	..	3	3	..	3	100.0
GRAND TOTAL	70	..	70	54	..	54	77.1
M. Nursing							
Delhi	9	9	..	9	9	100.0
M.D.S.							
Bombay	47	7	54	32	5	37	68.5
Lucknow	5	..	5	5	..	5	100.0
TOTAL	52	7	59	37	5	42	71.2
J—Veterinary Science							
B.V.Sc./B.Sc. (Veterinary Science)							
Agra	75	..	75	64	..	64	85.3
Andhra Pradesh Agricultural	147	..	147	108	..	108	73.4
Bombay	44	1	45	26	1	27	60.0
Calcutta	51	1	52	36	..	36	69.2
Gauhati	63	..	63	51	..	51	80.9
Jawaharlal Nehru Krishi Vishwavidyalaya	142	..	142	90	..	90	63.4
Kerala	48	3	51	33	2	35	68.6
Madras	93	2	95	79	1	80	84.2
Magadh	168	..	168	133	..	133	79.2
Nagpur	40	..	40	26	..	26	65.0
Orissa University of Agri- culture & Technology	153	..	153	94	..	94	61.4
Panjab	60	..	60	56	..	56	93.3
Ranchi	82	..	82	49	..	49	59.7
Udaipur	45	..	45	44	..	44	97.7
Univ. of Agricultural Science	91	2	93	58	2	60	64.5
U.P. Agricultural	52	..	52	52	..	52	100.0
TOTAL	1,354	9	1,363	999	6	1,005	73.7

TABLE XVII—Examination Results (Detailed Break-up)—contd.

J—Veterinary Science—contd.

University	Number Appeared			Number Passed			Pass Percent- age
	Boys	Girls	Total	Boys	Girls	Total	
1	2	3	4	5	6	7	8
M.V.Sc./M.Sc. (Veterinary Science)							
Agra	62	2	64	62	2	64	100.0
Bombay	15	..	15	11	..	11	73.3
Jawaharlal Nehru Krishi Vishwavidyalaya	6	..	6	6	..	6	100.0
Kerala	6	1	7+	6	1	7+	100.0
Madras	40	..	40	35	..	35	87.5
Magadh	18	..	13	18	..	18	100.0
Udaipur	8	..	8	8	..	8	100.0
TOTAL	155	3	158	146	3	149	90.4
K—Physical Education							
B. Physical Education							
Jiwaji	37	..	37	18	10	28	75.7
Punjabi	19	13	32	19	13	32	100.0
TOTAL	56	13	69	37	23	60	86.9
M. Physical Education							
Jiwaji	14	..	14	12	..	12	85.7
Punjab	8	..	3	8	..	8	100.0
Punjabi	13	2	15	13	2	15	100.0
TOTAL	35	2	37	33	2	35	94.6
Dip. Physical Education (Under-graduate)							
Jiwaji	*	*	31	*	*	17	87.1
Punjabi	62	41	103	59	39	98	95.1
Banaras	17	3	20	17	3	20	100.0
TOTAL	79	44	154	76	42	145	94.2
Dip. Physical Education (Post-Graduate)							
Kalyani	24	..	24	24	..	24	100.0
Lucknow	25	..	25	23	..	23	90.0
Madras	38	..	38	36	..	36	94.7
Osmania	56	4	60	46	4	50	83.3
Punjab	15	..	15	12	..	12	80.0
Punjabi	32	13	45	32	13	45	100.0
TOTAL	190	17	207	173	17	190	91.8

*Sex-wise details not available.

TABLE XVII—Examination Results (Detailed Break-up)—contd.

L—Other Miscellaneous Degree Examinations
(General & Professional Education)

University	Number Appeared			Number Passed			Pass Percent- age
	Boys	Girls	Total	Boys	Girls	Total	
1	2	3	4	5	6	7	8
B.Sc. (Home Science)/B A. (Home Arts)							
Allahabad	51	51	..	47	47	92.2
Andhra Pradesh Agricultural	38	38	..	32	32	84.2
Baroda	98	98	..	87	87	88.7
Delhi	122	122	..	116	116	95.0
Jabalpur	95	95	..	87	87	91.6
Kerala	212	212	..	87	87	41.0
Madras	290	290	..	244	244	84.1
Nagpur	69	69	..	49	49	71.0
Panjab	49	49	..	35	35	71.4
Saugar	10	..	10	7	..	7	70.0
S.N.D.T.	63	63	..	49	49	77.7
Udaipur	18	18	..	16	16	88.8
Sri Venkateswara	6	6	..	5	5	83.3
TOTAL	10	1,111	1,121	7	854	861	76.8
B. Lib. Science							
Aligarh Muslim	29	9	38	22	7	29	76.6
Banaras Hindu	29	4	33	29	4	33	100.0
Bombay	9	24	33	5	14	19	57.5
Delhi	15	14	29	15	14	29	100.0
Gujarat	4	9	13	5	6	11	84.6
Jiwaji	12	12	..	11	11	91.7
Karnatak	8	..	8	5	..	5	62.5
Kerala	11	14	25	11	13	24	96.0
Lucknow	9	9	..	9	9	100.0
Madras	10	7	17	10	6	16	94.1
Osmania	14	16	30	7	8	15	50.0
Poona	9	14	23	7	13	20	86.9
Rajasthan	25	4	29	25	4	29	100.0
Saugar	16	3	19	16	2	18	94.7
S.N.D.T. Women's	36	36	..	34	34	94.4
Vikram	27	6	33	25	5	30	90.9
TOTAL	206	181	387	182	150	337	85.8
B. Music							
Annamalai	1	3	4	1	3	4	100.0
Banaras Hindu	2	..	2	2	..	2	100.0
Baroda	3	3	6	3	2	5	83.3
Calcutta	14	14	..	7	7	50.0
Delhi	Not Available	
Indira Kala Sangeet	37	97	134	26	84	110	82.0
Sri Venkateswara	1	1	..	1	1	100.0
TOTAL	43	118	161	32	97	129	80.1

TABLE XVII—*Examination Results (Detailed Break-up)—contd.*L—Other Miscellaneous Degree Examinations—*contd.*
(General & Professional Education)

University	Number Appeared			Number Passed			Pass Percentage
	Boys	Girls	Total	Boys	Girls	Total	
1	2	3	4	5	6	7	8
B. Fine Arts							
Baroda	2	2	4	2	2	4	100.0
Banaras Hindu	9	1	10	9	1	10	100.0
TOTAL	11	3	14	11	3	14	100.0
B. Journalism							
Nagpur	15	3	18	14	3	17	94.4
Osmania	16	3	19	12	3	15	78.9
TOTAL	31	6	37	26	6	32	86.5
B.A. (Classics)							
Indore	14	..	14	11	..	11	78.6
Saugar	13	..	13	7	..	7	53.8
TOTAL	27	..	27	18	..	18	66.7
B. Theology							
Aligarh Muslim	3	3	6	3	2	5	83.3
TOTAL	3	3	6	3	2	5	83.3
M.Sc. (Home Science)							
Baroda	2	19	21	2	18	20	95.2
Gujarat	8	8	..	8	8	100.0
Jabalpur	11	11	..	8	8	72.0
Delhi	17	17	..	17	17	100.0
Kerala	21	21	..	17	17	80.9
Madras	37	37	..	35	35	94.6
S.N.D.T.	5	5	..	5	5	100.0
Sri Venkateswara	4	4	..	4	4	100.0
TOTAL	2	122	124	2	112	114	91.9
Master of Labour Welfare/Business Management							
Gujarat	29	1	30	27	1	28	93.3
TOTAL	29	1	30	27	1	28	93.3

TABLE XVII—*Examination Results (Detailed Break-up)—contd.*L—Other Miscellaneous Degree Examination—*contd.*
(General & Professional Education)

University	Number Appeared			Number Passed			Pass Percent- age
	Boys	Girls	Total	Boys	Girls	Total	
1	2	3	4	5	6	7	8
M. Lib. Science							
Delhi	14	5	19	10	4	14	73.7
Banaras Hindu	16	..	16	15	..	15	93.7
TOTAL	30	5	35	25	4	29	82.9
M. Music							
Banaras Hindu	5	1	6	5	1	6	100.0
Baroda	3	2	5	3	2	5	100.0
Delhi	7	7	..	7	7	100.0
Indira Kala Sangeet	7	18	25	6	17	23	92.0
Madras	4	4	..	4	4	100.0
TOTAL	15	32	47	14	31	45	95.7
M.A. (Fine Arts)							
Baroda	2	..	2	2	..	2	100.0
TOTAL	2	..	2	2	..	2	100.0
M.S.W./M.S.T./M.A. (Social Work)							
Agra	36	4	40	30	4	34	85.0
Andhra	19	2	21	14	2	16	76.2
Baroda	24	9	33	24	9	33	100.0
Kerala	25	..	25	23	..	23	92.0
Lucknow	25	4	29	25	4	29	100.0
Madras	29	15	44	26	14	40	90.0
Udaipur	26	3	29	26	3	29	100.0
TOTAL	184	37	221	168	36	204	92.8
Institutions deemed to be Uni- versities							
Kashi Vidyapith	41	3	44	40	3	43	97.7
Tata Institute of Social Sciences	34	20	54	33	19	52	96.2
TOTAL	75	23	98	73	22	95	96.9
GRAND TOTAL	259	60	319	241	58	299	93.7

TABLE XVII—Examination Results (Detailed Break-up)—contd.
M—Other Miscellaneous Examinations (Other Education)

University	Number Appeared			Number Passed			Pass Percent- age
	Boys	Girls	Total	Boys	Girls	Total	
1	2	3	4	5	6	7	8
Madhyama/Bhushan							
Banaras	17	..	17	12	..	12	70.5
Panjab	31	5	36	11	2	13	36.1
Varanaseya Sanskrit	3,051	46	3,097	1,638	30	1,668	53.8
TOTAL	3,099	51	3,150	1,661	32	1,693	53.7
Institutions of National Importance							
Hindi Sahitya Sammelan	5,336	1,393	6,729	2,573	606	3,179	47.2
TOTAL	5,336	1,393	6,729	2,573	606	3,179	47.2
GRAND TOTAL	8,435	1,444	9,879	4,234	638	4,872	49.3
Acharya							
Banaras	15	..	15	12	..	12	80.0
Baroda	5	..	5	5	..	5	100.0
Lucknow	3	1	4	3	1	4	100.0
Panjab	10	..	10	10	..	10	100.0
Varanaseya Sanskrit	428	4	432	328	2	330	76.3
TOTAL	461	5	466	358	3	361	77.5
Shastri/Prabhakar							
Banaras	17	..	17	15	..	15	88.2
Baroda	5	..	5	5	..	5	100.0
Lucknow	5	..	5	0.0
Panjab	2,413	763	3,176	367	244	611	27.7
Punjabi	222	57	279	88	31	119	42.7
Varanaseya Sanskrit	658	..	658	282	..	282	42.9
TOTAL	3,320	820	4,140	757	275	1,032	24.9
B.O.L.							
Annamalai	22	3	25	17	3	20	80.0
Osmania	222	54	276	159	35	194	70.3
Utkal	4	..	4	3	..	3	75.0
TOTAL	248	57	305	179	38	217	71.2
M.O.L.							
Annamalai	1	..	1	1	..	1	100.0
TOTAL	1	..	1	1	..	1	100.0

TABLE XVIII—*Statistics of Scholarships, Stipends, Other Financial Assistance and Freestudentships in University Teaching Departments and Colleges*

A—Number of Beneficiaries

University	Number of Students Receiving Scholarships and Stipends											
	General Education									Professional Education		
	All Persons			Scheduled Castes			Scheduled Tribes			All Persons		
	Boys	Girls	Total	Boys	Girls	Total	Boys	Girls	Total	Boys	Girls	Total
1	2	3	4	5	6	7	8	9	10	11	12	13
Agra	5,412	1,038	6,450	2,810	55	2,865	1,909	48	1,957
Aligarh Muslim	467	197	664	6	2	8	16	18	34	764	46	810
Allahabad	106	4	110	46	1	47	362	4	366
Andhra Pradesh Agricultural	3	32	35	1,283	15	1,298
Andhra	6,563	1,061	7,624	1,079	189	1,268	85	13	98	2,053	299	2,352
Annamalai	1,162	101	1,263	246	17	263	1,579	55	1,634
Banaras Hindu	755	197	952	34	2	36	1,282	76	1,358
Bangalore	1,078	346	1,426	217	53	270	2	..	2	970	176	1,146
Baroda	280	167	447	48	6	54	5	2	7	687	52	739
Bhagalpur	2,531	193	2,724	731	5	736	195	13	208	656	5	661
Bihar	3,310	190	3,500	1,281	15	1,296	742	55	797
Bombay	4,520	1,962	6,482	755	62	817	28	10	38	2,033	353	2,386
Burdwan	1,436	462	1,898	345	166	511	52	77	129	569	55	624
Calcutta	9,423	3,017	12,440	176	37	213	4,544	242	4,786
Delhi	1,636	412	2,048	668	91	759	26	1	27	588	400	988
Dibrugarh	843	337	1,180	156	26	182	344	75	419	903	50	953
Gauhati	8,416	1,738	10,154	536	94	630	2,931	913	3,844	1,189	69	1,258
Gorakhpur	1,142	158	1,300	979	5	984	753	8	761
Gujarat	7,114	1,341	8,455	1,217	62	1,279	286	30	316	2,698	230	2,928
Indore	425	113	538	240	14	254	31	..	31	441	72	513
Jabalpur	555	27	582	203	2	205	149	10	159	896	78	974
Jadavpur	141	34	175	26	..	26	1	..	1	1,037	6	1,043

TABLE XVIII—Statistics of Scholarships, Stipends, Other Financial Assistance and Freestudentships in University Teaching Departments and Colleges—contd.

A—Number of Beneficiaries—contd.

1	2	3	4	5	6	7	8	9	10	11	12	13
Jammu & Kashmir	515	229	744	1	6	7	258	27	285
Jawaharlal Nehru Krishi Vishwavidyalaya	625	..	625
Jiwaji	1,120	41	1,161	800	1	801	1	..	1	311	25	336
Jodhpur	97	24	121	63	8	71	81	9	90
Kalyani	67	9	76	9	..	9	185	18	203
Karnatak	4,602	576	5,178	522	30	582	15	1	16	1,521	78	1,599
Kerala	8,285	4,082	12,367	3,004	1,250	4,254	175	69	244	1,721	266	1,987
Kurukshetra	149	9	158	8	..	8	1	..	1	156	101	257
Lucknow	1,092	331	1,423	527	17	544	8	..	8	552	6	558
Madras	19,257	4,573	23,830	1,935	517	2,452	47	63	110	7,015	575	7,590
Magadh	2,385	2,248	4,633	1,462	1	1,463	22	1	23	196	..	196
Marathwada	2,721	316	3,037	2,036	43	2,079	32	..	32	1,041	28	1,069
Mysore	2,579	618	3,197	138	30	168	10	..	10	1,864	224	2,088
Nagpur	4,210	979	5,189	3,018	532	3,550	167	27	194	3,694	231	3,925
North Bengal	1,046	259	1,305	774	98	872	135	50	185	297	51	348
Orissa Univ. of Agri. and Technology	1	..	1	736	..	736
Osmania	2,824	820	3,644	688	122	810	14	1	15	2,454	360	2,814
Panjab	7,957	1,215	9,172	3,422	145	3,567	253	25	278	1,837	226	2,063
Patna	1,581	303	1,884	24	12	36	16	3	19	715	84	799
Poona	4,241	1,178	5,419	895	53	948	146	4	150	2,665	175	2,840
Punjab Agricultural Punjabi	943	..	943
Rabindra Bharati	168	72	240	35	3	38	603	63	666
Rajasthan	18	36	54
Rajasthan	2,230	239	2,469	490	6	496	231	2	233	1,511	145	1,656
Ranchi	4,298	888	5,186	497	12	509	2,727	680	3,407	1,960	136	2,096
Ravi Shankar	1,185	118	1,303	260	16	276	427	32	459	779	4	783
Roorkee	1,188	14	1,202
Sardar Patel	662	198	860	39	..	39	24	3	27	534	2	536
Saugar	1,381	126	1,507	469	9	478	118	1	119	551	12	563

Shivaji	3,597	475	4,072	711	31	742	1	..	1	801	33	834
S.N.D.T. Women's	272	272	..	48	48	..	15	15	..	73	73
Sri Venkateswara	3,077	525	3,602	543	234	777	41	11	52	1,228	119	1,347
Udaipur	170	10	180	31	..	31	26	1	27	587	..	587
Univ. of Agricultural Sciences	488	7	495
U.P. Agricultural	260	..	260
Utkal	4,004	997	5,001	381	12	393	297	19	316	2,158	137	2,295
Varanaseya Sanskrit Vishwa- vidyalaya	256	35	291	4	..	4
Vikram	927	101	1,028	313	13	326	79	14	93	485	10	495
Visva Bharati	34	29	63	7	3	10	204	49	253
TOTAL	1,44,036	35,024	1,79,060	34,931	4,156	39,087	9,164	2,184	11,348	70,164	5,718	75,882

Institutions for National Importance—

All India Institute of Medical Sciences	96	14	110
Hindi Sahitya Sammelan
Indian Institute of Tech- nology, New Delhi	494	..	494
Indian Institute of Tech- nology, Kanpur	656	..	656
Indian Institute of Tech- nology, Kharagpur	1,326	..	1,326
Indian Institute of Tech- nology, Madras	39	4	43	431	1	432
Indian Institute of Tech- nology, Bombay	828	3	831
Indian Statistical Institute	370	37	407
Post-Graduate Research Insti- tute in Medicine	53	..	53
TOTAL	409	41	450	3,884	18	3,902

TABLE XVIII—Statistics of Scholarships, Stipends, Other Financial Assistance and Freestudentships in University Teaching Departments and Colleges—contd.

A—Number of Beneficiaries—contd.

1	2	3	4	5	6	7	8	9	10	11	12	13
<i>Institutions deemed as Universities</i>												
Birla Institute of Technology	140	15	155	579	10	589
Gujarat Vidyapeeth . . .	205	60	265	14	1	15	40	25	65	58	5	63
Gurukul Kangri Vishwa- vidyalaya	28	4	32	1	..	1
Indian Agricultural Research	248	10	258
Indian Institute of Science .	168	28	196	809	13	822
Indian School of International Studies	38	10	48	3	3
Jamia Millia Islamia	18	9	27
Kashi Vidyapith	261	5	266	192	..	192	8	3	11
Tata Institute of Social Sciences	20	3	23
TOTAL	840	122	962	207	1	208	40	28	68	1,740	53	1,793
GRAND TOTAL	1,45,285	35,187	1,80,472	35,138	4,157	39,295	9,204	2,212	11,416	75,788	5,789	81,577

366

TABLE XVIII—Statistics of Scholarships, Stipends, Other Financial Assistance and Freestudentships in University Teaching Departments and Colleges—contd.

A—Number of Beneficiaries—contd.

University	Number Receiving Scholarships and Stipends														
	Professional Education—contd.						Other Education								
	Scheduled Castes			Scheduled Tribes			All Persons			Scheduled Castes			Scheduled Tribes		
	Boys	Girls	Total	Boys	Girls	Total	Boys	Girls	Total	Boys	Girls	Total	Boys	Girls	Total
1	14	15	16	17	18	19	20	21	22	23	24	25	26	27	28
Agra	633	..	633
Aligarh Muslim	43	..	43	67	1	68
Allahabad	13	..	13
Andhra Pradesh Agri.	90	..	90	18	..	18
Andhra	433	39	472	23	..	23
Annamalai	133	1	134
Banaras Hindu	41	..	41	2	..	2	132	49	81
Bangalore	117	35	152	26	..	26
Baroda	49	1	50	9	..	9
Bhagalpur	30	..	30	9	..	9
Bihar	107	..	107
Bombay	315	11	326	14	..	14
Burdwan	490	16	506	86	1	87
Calcutta	56	16	72
Delhi	38	..	38
Dibrugarh	30	6	36	65	23	88
Gauhati	411	5	416	156	17	173
Gorakhpur	327	2	329
Gujarat	491	6	497	52	1	53
Indira Kala Sangeet
Indore	61	3	64	13	1	14
Jabalpur	93	2	95	32	11	43
Jadavpur	36	..	36

TABLE XVIII—Statistics of Scholarships, Stipends, Other Financial Assistance and Freestudentships in University Teaching Departments and Colleges—contd.

A—Number of Beneficiaries—contd.

	1	14	15	16	17	18	19	20	21	22	23	24	25	26	27	28
Jammu & Kashmir
Jawaharlal Nehru Krishi Vishwavidyalaya	18	..	18	6	..	6
Jiwaji	27	..	27	1	..	1
Jodhpur	32	..	32	2	..	2
Kalyani	44	3	47
Karnatak	58	2	60	12	..	12
Kerala	382	60	442	8	..	8
Kurukshetra	12	..	12	1	..	1
Lucknow	190	..	190
Madras	527	39	566	28	4	32
Magadh	77	..	77	3	..	3
Marathwada	795	1	796	17	..	17
Mysore	429	39	468	7	4	11
Nagpur	2,108	39	2,147	186	7	193
North Bengal	26	..	26	5	..	5
Orissa Univ. of Agri. and Technology	37	..	37	14	..	14
Osmania	467	48	515	12	1	13
Panjab	281	14	295	5	4	9
Patna
Poona	231	6	237	16	1	17
Punjab Agricultural	37	..	37	1	..	1
Punjabi	23	..	23
Rabindra Bharati
Rajasthan	134	1	135	32	1	33
Ranchi	39	..	39	212	36	248
Ravi Shankar	122	..	122	78	..	78
Roorkee	48	1	49
Sardar Patel	20	..	20	12	..	12
Saugar	133	..	133	32	..	32

TABLE XVIII—Statistics of Scholarships, Stipends, Other Financial Assistance and Freestudentships in University Teaching Departments and Colleges—contd.

A—Number of Beneficiaries—contd.

1	14	15	16	17	18	19	20	21	22	23	24	25	26	27	28
<i>Institutions deemed as Universities—</i>															
Birla Institute of Technology
Gujarat Vidyapeeth . .	6	..	6	..	1	1
Gurukul Kangri Vishwa- vidyalaya
Indian Agricultural Research Institute	14	..	14	2	..	2
Indian Institute of Science
Indian School of International Studies
Jamia Millia Islamia
Kashi Vidyapith
Tata Institute of Social Sciences
TOTAL	20	..	20	2	1	3
GRAND TOTAL . . .	10,922	410	11,332	1,422	142	1,564	500	65	565	1	..	1

TABLE XVIII—Statistics of Scholarships, Stipends, Other Financial Assistance and Freestudentships in University Teaching Departments and Colleges—contd.

A—Number of Beneficiaries—contd.

University	Number Receiving Other Financial Assistance											
	General Education						Professional Education					
	All Persons			Scheduled Castes			Scheduled Tribes			All Persons		
	Boys	Girls	Total	Boys	Girls	Total	Boys	Girls	Total	Boys	Girls	Total
1	29	30	31	32	33	34	35	36	37	38	39	40
Agra	3,538	583	4,121	882	11	893	967	26	993
Aligarh Muslim	190	47	237	157	18	5
Allahabad	146	28	174	3	..	3	5	1	6
Andhra Pradesh Agri.	15	15	279	21	300
Andhra	4,413	865	5,278	536	58	594	19	..	19	1,076	115	1,191
Annamalai	592	31	623	137	10	147	333	1	334
Banaras Hindu	90	19	109	28	1	29	214	18	232
Bangalore	1,346	178	1,524	237	5	242
Baroda	624	128	752	18	2	20	1	4	5	1,131	56	1,187
Bhagalpur	1,543	141	1,684	1	..	1	32	..	32
Bihar	3,095	180	3,275	3	..	3	223	..	223
Bombay	1,656	535	2,191	310	22	332	14	2	16	482	46	528
Burdwan	1,071	403	1,474	97	2	99
Calcutta	3,897	1,464	5,361	1,356	109	1,465
Delhi	1,319	156	1,475	69	6	75	1	..	1	160	44	204
Dibrugarh	236	29	265	6	..	6

TABLE XVIII—Statistics of Scholarships, Stipends, Other Financial Assistance and Freestudentships in University Teaching Departments and Colleges—contd.

A—Number of Beneficiaries—contd.

	1	29	30	31	32	33	34	35	36	37	38	39	40
Gauhati	479	77	556	24	2	26	174	28	202	23	..	23	
Gorakhpur	1,164	45	1,209	16	..	16	311	..	311	
Gujarat	8,187	1,615	9,802	233	12	245	32	3	35	2,832	89	2,921	
Indore	229	26	255	2	..	2	97	..	97
Jabalpur	490	41	531	37	..	37	25	25	350	14	364
Jadavpur	86	16	102	152	2	154
Jammu & Kashmir	137	12	149	81	8	89	64	..	64
Jiwaji	372	4	376	47	..	47	268	..	268
Karnatak	4,672	645	5,317	2	..	2	653	39	692
Kerala	14,665	6,232	20,897	3,184	1,262	4,446	176	69	245	3,042	491	3,533	
Kurukshetra	43	10	53
Lucknow	87	139	226	15	15
Madras	11,200	1,865	13,065	1,171	148	1,319	39	2	41	10,207	115	10,322	
Magadh	3,709	238	3,947	278	1	279	..	1	1	130	..	130	
Marathwada	6,427	276	6,708	46	7	53	5	5	1,610	18	1,628
Mysore	1,591	1,231	2,822	397	34	431
Nagpur	8,633	2,693	11,326	525	55	580	37	3	40	11,384	169	11,553	
North Bengal	3,017	278	3,295	7	7

Osmania	693	154	847	573	58	631
Panjab	6,817	1,418	8,235	1,936	264	2,200	32	..	32	883	118	1,001	
Patna	830	75	905	26	1	27	
Poona	6,557	1,206	7,763	279	6	285	27	1	28	2,298	143	2,441	
Punjab Agricultural	12	..	12	
Punjabi	21	26	47	19	1	20	49	3	52	
Rajasthan	1,635	86	1,721	41	..	41	5	..	5	1,194	84	1,278	
Ranchi	1,148	249	1,397	10	..	10	299	108	407	56	..	56	
Ravi Shankar	815	150	965	153	7	160	83	8	91	504	1	505	
Sardar Patel	1,057	182	1,239	1,185	30	1,215	
Saugar	703	90	793	29	..	29	120	..	120	
Shivaji	3,749	719	4,468	83	12	95	1,570	119	1,689	
S.N.D.T. Women's	570	570	..	20	20	14	14	
Sri Venkateswara	1,148	97	1,245	87	25	112	3	..	3	220	35	255	
Udaipur	82	..	82	174	..	17	
Utkal	2,411	182	2,593	21	3	24	3	..	3	130	..	130	
Vikram	744	187	931	270	..	270	
TOTAL	1,17,354	25,636	1,42,990	10,289	1,943	12,232	990	229	1,219	47,533	2,054	49,587	

TABLE XVIII— *Statistics of Scholarships, Stipends, Other Financial Assistance and Freestudentships in University Teaching Departments and Colleges—contd.*

A—Number of Beneficiaries—*contd.*

1	29	30	31	32	33	34	35	36	37	38	39	40
<i>Institutions of National Importance</i>												
Indian Institute of Technology, New Delhi	4	..	4
Indian Institute of Technology, Kanpur	18	..	18
TOTAL	22	..	22
<i>Institutions deemed as Universities</i>												
Birla Institute of Technology	19	4	23	104	2	106
Gujarat Vidyapeeth	7	2	9	37	13	50
Jamia Millia Islamia	22	8	30	17	9	26
Kashi Vidyapith	214	27	241	27	..	27
TOTAL	262	41	303	185	24	209
GRAND TOTAL	1,17,616	25,677	1,43,293	10,289	1,943	12,232	990	229	1,219	47,740	2,078	49,818

TABLE XVIII—Statistics of Scholarships, Stipends, Other Financial Assistance and Freestudentships in University Teaching Departments and Colleges—contd.

A—Number of Beneficiaries—contd.

49-1 M of E & SW/72

University	Number Receiving Other Financial Assistance														
	Professional Education—contd.						Other Education								
	Scheduled Castes			Scheduled Tribes			All Persons			Scheduled Castes			Scheduled Tribes		
	Boys	Girls	Total	Boys	Girls	Total	Boys	Girls	Total	Boys	Girls	Total	Boys	Girls	Total
1	41	42	43	44	45	46	47	48	49	50	51	52	53	54	55
Agra	111	..	111
Aligarh Muslim
Allahabad	5	1	6
Andhra Pradesh Agri.	69	..	69	13	..	13
Andhra	45	..	45
Annamalai	41	1	42
Banaras Hindu	16	..	16	1	..	1
Bangalore
Baroda	4	..	4	1	..	1
Bhagalpur
Bihar
Bombay	13	..	13	1	..	1
Burdwan	16	7	23
Calcutta
Delhi
Dibrugarh
Gauhati	1	..	1
Gorakhpur
Gujarat	71	..	71	10	..	10
Indore	4	..	4
Jabalpur	33	..	33	18	..	18
Jadavpur

TABLE XVIII—Statistics of Scholarships, Stipends, Other Financial Assistance and Freestudentships in University Teaching Departments and Colleges—contd.

A—Number of Beneficiaries—contd.

1	41	42	43	44	45	46	47	48	49	50	51	52	53	54	55
Jammu & Kashmir
Jiwaji
Karnatak
Kerala	387	61	488	8	..	8
Kurukshetra
Lucknow
Madras	111	16	127	2	..	2
Magadh	15	..	15
Marathwada
Mysore
Nagpur	451	4	455	46	..	46
North Bengal
Osmania
Panjab	1	..	1
Patna
Poona	86	..	86	14	..	14
Punjab Agricultural
Punjabi
Rajasthan	20	..	20	2	..	2
Ranchi
Ravi Shankar	53	..	53	46	..	46
Sardar Patel
Saugar	6	..	6

TABLE XVIII—Statistics of Scholarships, Stipends, Other Financial Assistance and Free-studentships in University Teaching Departments and Colleges—contd.

A—Number of Beneficiaries—contd.

University	Number Receiving Free-studentships											
	General Education									Professional Education		
	All Persons			Scheduled Castes			Scheduled Tribes			All Persons		
	Boys	Girls	Total	Boys	Girls	Total	Boys	Girls	Total	Boys	Girls	Total
1	56	57	58	59	60	61	62	63	64	65	66	67
Agra	3,904	1,189	5,093	176	10	186	967	18	985
Aligarh Muslim	515	210	725	3	..	3	617	..	617
Allahabad	410	64	474	148	..	148
Andhra Pradesh Agri.	..	8	8	103	..	103
Andhra	2,557	544	3,101	725	109	834	140	5	145	298	4	302
Annamalai	21	7	28
Banaras Hindu	1,010	284	1,294	406	37	443
Bangalore	1,008	963	1,971	12	..	12	279	45	324
Baroda	584	363	947	1,493	131	1,624
Bhagalpur	3,436	354	3,790	17	1	18	2	..	2	161	..	161
Bihar	4,580	171	4,451	412	..	412
Bombay	1,096	348	1,444	7	..	7	442	106	548
Burdwan	1,429	570	1,999	1	..	1	69	..	69
Calcutta	5,327	2,317	7,644	931	2	933
Delhi	3,130	1,527	4,657	4	..	4	4	..	4	212	34	246
Dibrugarh	21	37	58	20	..	20	109	22	131
Gauhati	346	173	519	5	..	5	19	7	26	82	..	82
Gorakhpur	1,976	132	2,108	682	10	692
Gujarat	3,982	694	4,676	136	6	142	23	1	24	1,684	38	1,722
Indore	959	324	1,283	155	14	169	4	1	5	323	28	351
Jabalpur	152	15	167	46	2	48	40	..	40	193	18	211
Jadavpur	146	83	229	461	7	468

378

Jammu & Kashmir
Jawaharlal Nehru Krishi Vishwavidyalaya	69	..	69
Jiwaji	1,036	..	1,036	410	..	410	28	..	28
Jodhpur	211	..	211	161	..	161
Kalyani	15	6	21	90	..	90
Karnatak	309	33	342	32	2	34	177	25	202
Kerala	3,271	1,317	4,588	873	348	1,221	112	33	145	1,841	349	2,190
Kurukshetra	38	17	55	8	..	8	35	..	35
Lucknow	..	416	416
Madras	8,367	1,366	9,733	1,421	67	1,488	38	23	61	1,503	92	1,595
Magadh	2,722	254	2,976	133	..	133
Marathwada	197	39	236	89	1	90	62	1	63
Mysore	2,950	2,427	5,377	874	173	1,047
Nagpur	2,105	586	2,691	181	16	197	29	5	34	1,324	16	1,340
North Bengal	361	266	627	1	..	1	..	2	2	147	..	147
Orissa University of Agri. and Technology	20	..	20	512	..	512
Osmania	2,052	715	2,767	2	9	11	942	5	947
Panjab	5,787	1,672	7,459	1,517	88	1,605	6	18	24	328	82	410
Patna	935	321	1,256	24	12	36	16	3	19	216	72	288
Poona	1,061	606	1,667	790	4	794
Punjabi Agricultural	190	..	190
Punjabi	211	143	354	11	..	11	184	11	195
Rabindra Bharati	14	15	29	3	8	11
Rajasthan	2,548	94	2,642	1,461	71	1,532
Ranchi	1,833	337	2,170	39	5	44	316	60	376
Ravi Shankar	287	76	363	31	8	39	69	15	84	323	2	325
Roorkee	305	2	307
Sardar Patel	18	..	18	26	2	28
Saugar	1,692	115	1,807	238	..	238	67	1	68	199	..	199
Shivaji	466	118	584	146	8	154	894	22	916
S.N.D.T. Women's	..	425	425
Sri Venkateswara	2,582	418	3,000	521	52	573	32	5	37	747	8	755
Udaipur	611	64	675	41	..	41	29	..	29	338	3	341
Univ. of Agricultural Sciences
U.P. Agricultural
Utkal	3,283	396	3,679	165	5	170	55	3	58	244	1	245
Varanaseya Sanskrit Vishwa- vidyalaya

TABLE XVIII—Statistics of Scholarships, Stipends, Other Financial Assistance and Freestudentships in University Teaching Departments and Colleges—contd.

A—Number of Beneficiaries—contd.

	1	56	57	58	59	60	61	62	63	64	65	66	67
Vikram	887	63	950	62	..	62	94	23	117	117	8	125	
Visva Bharati	41	6	47	37	26	63	
TOTAL	82,499	22,688	1,05,187	7,060	758	7,818	838	150	988	24,691	1,543	26,234	
<i>Institutions of National Importance</i>													
All India Institute of Medical Sciences	78	19	97	
Indian Institute of Technology, New Delhi	126	..	126	
Indian Institute of Technology, Kanpur	306	2	308	
Indian Institute of Technology, Kharagpur	677	..	677	
Indian Institute of Technology, Madras	16	2	18	410	1	411	
Indian Institute of Technology, Bombay	64	..	64	
TOTAL	16	2	18	1,661	22	1,683	

Institutions deemed as Universities

Birla Institute of Technology	72	17	89	153	..	153
Gurukul Kangri Vishwa- vidyalaya	44	..	44
Indian School of Inter- national Studies	5	2	7	1	1
Jamia Millia Islamia	4	5	9	37	35	72
Kashi Vidyapith	295	30	325	27	..	27
Tata Institute of Social Sciences	8	2	10
TOTAL	428	56	484	1	1	217	35	252
GRAND TOTAL	82,943	22,746	1,05,689	7,060	758	7,818	838	151	989	26,569	1,600	28,169

TABLE XVIII—Statistics of Scholarships, Stipends, Other Financial Assistance and Freestudentships in University Teaching Departments and Colleges—contd.

A—Number of Beneficiaries—contd.

University	Number Receiving Freestudentships														
	Professional Education—contd.						Other Education								
	Scheduled Castes			Scheduled Tribes			All Persons			Scheduled Castes			Scheduled Tribes		
	Boys	Girls	Total	Boys	Girls	Total	Boys	Girls	Total	Boys	Girls	Total	Boys	Girls	Total
1	68	69	70	71	72	73	74	75	76	77	78	79	80	81	82
Agra	3	..	3
Aligarh Muslim	10	..	10
Allahabad
Andhra Pradesh Agri.
Andhra	27	..	27	1	..	1
Annamalai
Banaras Hindu	2	..	2
Bangalore
Baroda
Bhagalpur
Bihar	18	..	18
Bombay	1	..	1	2	..	2
Burdwan	1	..	1	12	7	19
Calcutta
Delhi
Dibrugarh
Gauhati
Gorakhpur
Gujarat	43	..	43
Indore	50	3	53	10	1	11
Jabalpur	47	2	49	17	1	18
Jadavpur

Jammu & Kashmir
Jawaharlal Nehru Krishi Vishwavidyalaya	14	..	14
Jiwaji	10	..	10
Jodhpur
Kalyani
Karnatak	7	2	9
Kerala	237	51	288	4	..	4
Kurukshetra
Lucknow
Madras	214	16	230	5	1	6
Magadh
Marathwada	11	1	12	1	..	1
Mysore
Nagpur	107	1	108	58	..	58
North Bengal
Orissa University of Agri. and Technology
Osmania	16	..	16
Panjab	38	3	41	4	..	4
Patna
Poona	3	..	3
Punjabi Agricultural	25	..	25	1	..	1
Punjabi
Rabindra Bharati
Rajasthan
Ranchi
Ravi Shankar	18	..	18	17	..	17
Roorkee
Sardar Patel
Saugar	60	..	60	9	..	9
Shivaji	18	..	18
S.N.D.T. Women's
Sri Venkateswara	109	8	117	20	..	20
Udaipur	5	..	5	2	..	2
Univ. of Agricultural Sciences
U.P. Agricultural
Utkal
Varanaseya Sanskrit Vishwa- vidyalaya

50-1 M of E&SW/72

TABLE XVIII—Statistics of Scholarships, Stipends, Other Financial Assistance and Freestudentships in University Teaching Departments and Colleges—contd.

A—Number of Beneficiaries—contd.

	68	69	70	71	72	73	74	75	76	77	78	79	80	81	82
Vikram	4	..	4
Visva Bharati
TOTAL	1,091	85	1,176	170	12	182
<i>Institutions of National Importance</i>															
All India Institute of Medical Sciences
Indian Institute of Tech., New Delhi	4	..	4
Indian Institute of Tech., Kanpur
Indian Institute of Tech., Kharagpur
Indian Institute of Tech., Madras	3	..	3

Indian Institute of Technology, Bombay	10	..	10	1	..	1
TOTAL	17	..	17	1	..	1
<i>Institutions deemed as Universities</i>																
Birla Institute of Technology
Gurukul Kangri Vishwa- vidyalaya
Indian School of International Studies
Jamia Millia Islamia
Kashi Vidyapith
Tata Institute of Social Sciences
TOTAL
GRAND TOTAL	1,108	85	1,193	171	12	183

TABLE XVIII—Statistics of Scholarships, Stipends, Other Financial Assistance and Freestudentships in University Teaching Departments and Colleges—contd.

A—Number of Beneficiaries—contd.

University	General Education						Professional Education					
	All Persons			Scheduled Castes			Scheduled Tribes			All Persons		
	Boys	Girls	Total	Boys	Girls	Total	Boys	Girls	Total	Boys	Girls	Total
1	83	84	85	86	87	88	89	90	91	92	93	94
Agra	12,854	2,810	15,664	3,868	76	3,944	3,843	92	3,935
Aligarh Muslim	1,172	454	1,626	9	2	11	16	18	34	1,538	64	1,602
Allahabad	662	96	758	49	1	50	515	5	520
Andhra Pradesh Agricultural	3	55	58	1,665	36	1,701
Andhra	13,533	2,470	16,003	2,340	356	2,696	244	18	262	3,427	418	3,845
Annamalai	1,775	139	1,914	383	27	410	1,912	56	1,968
Banaras Hindu	1,855	500	2,355	62	3	65	1,902	131	2,033
Bangalore	3,432	1,489	4,921	229	53	282	2	..	2	1,486	226	1,712
Baroda	1,488	658	2,146	66	8	74	6	6	12	3,311	239	3,550
Bhagalpur	7,510	688	8,198	749	6	755	197	13	210	849	5	854
Bihar	10,985	541	11,526	1,284	15	1,299	1,377	55	1,432
Bombay	7,272	2,845	10,117	1,072	84	1,156	42	12	54	2,957	505	3,462
Burdwan	3,936	1,435	5,371	346	166	512	52	77	129	735	57	792
Calcutta	18,647	6,798	25,445	176	37	213	6,834	353	7,187
Delhi	6,085	2,095	8,180	741	97	838	31	1	32	960	478	1,438
Dibrugarh	1,100	403	1,503	156	26	182	370	75	445	1,012	72	1,084
Gauhati	9,241	1,988	11,229	565	96	661	3,124	948	4,072	1,294	69	1,363
Gorakhpur	4,282	335	4,617	995	5	1,000	1,746	18	1,764
Gujarat	19,283	3,650	22,933	1,586	80	1,666	341	34	375	7,214	357	7,571
Indore	1,613	463	2,076	395	28	423	37	..	37	861	100	961
Jabalpur	1,197	83	1,280	286	4	290	214	10	224	1,439	110	1,549
Jadavpur	373	133	506	26	..	26	1	..	1	1,650	15	1,665

Jammu & Kashmir	652	241	893	82	14	96	322	27	349
Jawaharlal Nehru Krishi Vishwavidyalaya	694	..	694
Jiwaji	2,528	45	2,573	1,257	1	1,258	1	..	1	607	25	632
Jodhpur	308	24	332	63	8	71	242	9	251
Kalyani	82	15	97	9	..	9	275	18	293
Karnatak	9,583	1,254	10,837	586	32	618	15	1	16	2,351	142	2,493
Kerala	26,221	11,631	37,852	7,061	2,860	9,921	463	171	634	6,604	1,106	7,710
Kurukshetra	230	36	266	16	..	16	1	..	1	191	101	292
Lucknow	1,179	886	2,065	527	17	544	8	..	8	552	21	573
Madras	38,824	7,804	46,628	4,527	732	5,259	124	88	212	18,725	782	19,507
Magadh	8,816	2,740	11,556	1,740	2	1,742	22	2	24	459	..	459
Marathwada	9,345	631	9,976	2,171	51	2,222	37	..	37	2,713	47	2,760
Mysore	7,120	4,276	11,396	138	30	168	10	..	10	3,135	431	3,566
Nagpur	14,948	4,258	19,206	3,724	603	4,327	233	35	268	16,402	416	16,818
North Bengal	4,424	803	5,227	775	98	873	142	52	194	444	51	495
Orissa University of Agri. and Technology	21	..	21	1,248	..	1,248
Osmania	5,569	1,689	7,258	690	131	821	14	1	15	3,969	423	4,392
Panjab	20,561	4,305	24,866	6,875	497	7,372	291	43	334	3,048	426	3,474
Patna	3,346	699	4,045	48	24	72	32	6	38	957	157	1,114
Poona	11,859	2,990	14,849	1,174	59	1,233	173	5	178	5,743	322	6,075
Punjab Agricultural	1,145	..	1,145
Punjabi	400	241	641	65	4	69	836	77	913
Rabindra Bharati	14	15	29	21	44	65
Rajasthan	6,413	419	6,832	531	6	537	236	2	238	4,166	300	4,466
Ranchi	7,279	1,474	8,753	507	12	519	3,065	793	3,858	2,332	196	2,528
Ravi Shankar	2,287	344	2,631	444	31	475	579	55	634	1,606	7	1,613
Roorkee	1,493	16	1,509
Sardar Patel	1,737	380	2,117	39	..	39	24	3	27	1,475	34	1,779
Saugar	3,776	331	4,107	736	9	745	185	2	187	870	12	882
Shivaji	7,812	1,312	9,124	940	51	991	1	..	1	3,265	174	3,439
S.N.D.T. Women's	..	1,267	1,267	..	68	68	..	15	15	..	87	87
Sri Venkateswara	6,807	1,040	7,847	1,151	311	1,462	76	16	92	2,195	162	2,357
Udaipur	863	74	937	72	..	72	55	1	56	1,099	3	1,102
Univ. of Agricultural Sciences	488	7	495
U.P. Agricultural	260	..	260
Utkal	9,698	1,575	11,273	567	20	587	355	22	377	2,532	138	2,670
Varanaseya Sanskrit Vishwa- vidyalaya	256	35	291	4	..	4

TABLE XVIII—*Statistics of Scholarships, Stipends, Other Financial Assistance and Freestudentships in University Teaching Departments and Colleges—contd.*

A—Number of Beneficiaries—contd.

1	83	84	85	86	87	88	89	90	91	92	93	94
Vikram	2,558	351	2,909	375	13	388	173	37	210	872	18	890
Visva Bharati	75	35	110	7	3	10	241	75	316
TOTAL	3,43,889	83,348	4,27,237	52,280	6,857	59,137	10,992	2,563	13,555	1,42,388	9,315	1,51,703

Institutions of National Importance

All India Institute of Medical Sciences	174	33	207
Hindi Sahitya Sammelan
Indian Institute of Technology, New Delhi	624	..	624
Indian Institute of Technology, Kanpur	980	2	982
Indian Institute of Technology, Kharagpur	2,003	..	2,003
Indian Institute of Technology, Madras	55	6	61	841	2	843
Indian Institute of Technology, Bombay	892	3	895
Indian Statistical Institute	370	37	407
Post-Graduate Research Institute in Medicine	53	..	53
TOTAL	425	43	468	5,567	40	5,607

Institutions deemed as Universities

Birla Institute of Technology	231	36	267	836	12	848
Gujarat Vidyapeeth . . .	212	62	274	14	1	15	40	25	65	95	18	113
Gurukul Kangri Vishwa- vidyalaya	72	4	76	1	..	1
Indian Agricultural Research Institute	248	10	258
Indian Institute of Science .	168	28	196	809	13	822
Indian School of Internat- ional Studies	43	12	55	4	4
Jamia Millia Islamia . . .	26	13	39	72	53	125
Kashi Vidyapith	770	62	832	192	..	192	62	3	65
Tata Institute of Social Sciences	8	2	10	20	3	23
TOTAL	1,530	219	1,749	207	1	208	40	29	69	2,142	112	2,254
GRAND TOTAL . . .	3,45,844	83,610	4,29,454	52,487	6,858	59,345	11,032	2,592	13,624	1,50,097	9,467	1,59,564

XVIII—Statistics of Schrsips, Stipends, Other Financial Assistance and Freestudentships in University Teaching Departments and Colleges—contd.

A—Number of Beneficiaries—contd.

University	Professional Education						Other Education								
	Scheduled Caste			Scheduled Tribe			All Persons			Scheduled Caste			Scheduled Tribe		
	Boys	Girls	Total	Boys	Girls	Total	Boys	Girls	Total	Boys	Girls	Total	Boys	Girls	Total
1	95	96	97	98	99	100	101	102	103	104	105	106	107	108	109
Agra	747	..	747
Aligarh Muslim	53	..	53	67	1	68
Allahabad	18	1	19
Andhra Pradesh Agricultural	159	..	159	31	..	31
Andhra	505	39	544	24	..	24
Annamalai	174	2	176
Banaras Hindu	59	..	59	3	..	3	132	49	181
Bangalore	117	35	152	26	..	26
Baroda	53	1	54	10	..	10
Bhagalpur	30	..	30	9	..	9
Bihar	125	..	125
Bombay	329	11	340	17	..	17
Burdwan	491	16	507	114	15	129
Calcutta	56	16	72
Delhi	38	..	38
Dibrugarh	30	6	36	65	23	88
Gauhati	412	5	417	156	17	173
Gorakhpur	327	2	329
Gujarat	605	6	611	62	1	63
Indira Kala Sangeet
Indore	115	6	121	23	2	25
Jabalpur	173	4	177	67	12	79
Jadavpur	36	..	36

Jammu & Kashmir
Jawaharlal Nehru Krishi Vishwavidyalaya	32	..	32	6	..	6
Jiwaji	37	..	37	1	..	1
Jodhpur	32	..	32	2	..	2
Kalyani	44	3	47
Karnatak	58	2	60	19	2	21
Kerala	1,006	172	1,178	20	..	20
Kurukshetra	12	..	12	1	..	1
Lucknow	190	..	190
Madras	852	71	923	35	5	40
Magadh	92	..	92	3	..	3
Meerut
Marathwada	806	2	808	18	..	18
Mysore	429	39	468	7	4	11
Nagpur	2,666	44	2,710	290	7	297
North Bengal	26	..	26	5	..	5
Orissa University of Agri. and Technology	37	..	37	14	..	14
Osmania	483	48	531	12	1	13
Panjab	320	17	337	9	4	13
Patna
Poona	320	6	326	30	1	31
Punjab Agricultural	62	..	62	2	..	2
Punjabi	23	..	23
Rabindra Bharati
Rajasthan	154	1	155	34	1	35
Ranchi	39	..	39	212	36	248
Ravi Shankar	193	..	193	141	..	141
Roorkee	48	1	49
Sardar Patel	20	..	20	12	..	12
Saugar	199	..	199	41	..	41
Shivaji	247	2	249	2	..	2
S.N.D.T. Women's
Sri Venkateswara	294	18	312	57	1	58	368	16	384	1	..	1
Udaipur	51	..	51	15	..	15
Univ. of Agricultural Sciences	19	..	19
U.P. Agricultural
Utkal	67	1	68	75	25	100
Varanaseya Sanskrit Vishwa- vidyalaya

TABLE XVIII—*Statistics of Scholarships, Stipends, Other Financial Assistance and Freestudentships in University Teaching Departments and Colleges—contd.*

A—Number of Beneficiaries—*contd.*

	1	95	96	97	98	99	100	101	102	103	104	105	106	107	108	109
Vikram	60	1	61	3	..	3
Visva Bharati	14	..	14	31	2	33
TOTAL	13,584	578	14,162	1,771	160	1,931	500	65	365	1	..	1
<i>Institutions of National Importance</i>																
All India Institute of Medical Sciences	2	..	2
Hindi Sahitya Sammelan
Indian Institute of Technology, New Delhi	12	..	12
Indian Institute of Technology, Kanpur	3	..	3
Indian Institute of Technology, Kharagpur
Indian Institute of Technology, Madras	6	..	6
Indian Institute of Technology, Bombay	20	..	20	2	..	2
Indian Statistical Institute
Post-Graduate Research Institute in Medicine
TOTAL	43	..	43	2	..	2

TABLE XVIII—*Statistics of Scholarships, Stipends, Other Financial Assistance and Freestudentships in University Teaching Departments and Colleges—contd.*

A—Number of Beneficiaries—*contd.*

1	95	96	97	98	99	100	101	102	103	104	105	106	107	108	109
<i>Institutions deemed as Universities</i>															
Birla Institute of Technology
Gujarat Vidyapeeth . . .	6	..	6	..	1	1
Gurukul Kangri Vishwa- vidyalaya
Indian Agricultural Research Institute	14	..	14	2	..	2
Indian Institute of Science
Indian School of Interna- tional Studies
Jamia Millia Islamia
Kashi Vidyapith
Tata Institute of Social Sciences
TOTAL	20	..	20	2	1	3
GRAND TOTAL	13,647	578	14,225	1,775	161	1,936	500	65	565

TABLE XVIII—Statistics of Scholarships, Stipends, Other Financial Assistance and Freestudentships in University Teaching Departments and Colleges—contd.

B—Amount Disbursed (in Rupees)—contd.

University	Scholarships and Stipends											
	General Education									Professional Education		
	All Persons			Scheduled Castes			Scheduled Tribes			All Persons		
	Boys	Girls	Total	Boys	Girls	Total	Boys	Girls	Total	Boys	Girls	Total
1	2	3	4	5	6	7	8	9	10	11	12	13
Agra	18,18,991	2,56,427	20,75,418	9,10,161	16,949	9,27,110				7,34,228	19,803	7,54,031
Aligarh Muslim	34,07,550	51,183	4,58,733	2,656	1,063	3,719	7,033	324	7,357	3,07,388	3,984	31,173
Allahabad	37,945	1,009	38,954	16,910	233	17,143				2,41,402	325	24,17,271
Andhra Pradesh Agri	1,020	11,675	12,695							4,76,133	5,080	2,44,218
Andhra	23,90,678	70,367	27,61,045	4,95,041	69,299	5,64,340	38,870	3,955	42,825	12,40,073	1,81,541	1,42,161
Annamalai	3,31,276	43,843	3,75,119	94,320	6,485	1,00,805				8,31,558	42,926	8,74,484
Ranaras Hindu	6,40,615	1,49,039	7,89,654	16,380	424	16,804				9,96,521	20,132	10,16,653
Bangalore	8,01,835	97,697	8,99,532	1,12,777	19,312	1,32,089	1,197		1,197	8,36,741	99,649	9,36,390
Baroda	2,11,430	1,11,778	3,23,208	25,385	2,568	27,953	2,182	800	2,982	6,08,342	37,713	6,46,055
Bhagalpur	9,50,033	72,371	10,22,404	2,80,784	1,976	2,82,760	1,47,712	5,293	1,53,005	2,98,587	1,446	3,00,033
Bihar	11,03,203	68,214	11,71,417	4,10,907	4,302	4,15,209				4,37,089	43,450	4,80,539
Bombay	13,73,434	4,13,222	17,86,656	3,59,604	25,992	3,85,596	9,085	5,143	14,228	13,71,490	146,687	15,18,177
Burdwan	6,05,414	2,08,284	8,13,698	1,60,219	93,326	2,53,545	26,762	44,053	70,815	3,69,440	21,620	3,91,060
Calcutta	45,05,865	9,19,989	54,25,854	1,02,612	20,600	1,23,212				25,29,073	1,19,483	26,48,556
Delhi	9,67,469	2,33,931	12,01,400	2,96,698	28,210	3,24,908	12,374	720	13,094	6,61,706	3,22,440	9,84,146
Dibrugarh	3,46,299	87,341	4,33,640	63,337	7,742	71,079	1,48,377	21,271	1,69,648	8,09,889	56,232	8,66,121
Gauhati	37,23,084	7,40,683	44,63,763	3,39,663	36,927	3,76,590	15,65,971	4,34,359	20,00,330	8,37,507	43,395	8,80,902
Gorakhpur	7,85,503	36,130	8,21,633	2,85,375	1,944	2,87,319				2,58,671	1,205	2,59,876
Gujarat	21,36,870	3,26,809	24,63,679	6,55,908	33,233	6,89,141	1,56,017	19,096	1,75,113	16,70,460	1,30,151	18,00,611
Indore	1,73,044	32,593	2,05,637	80,577	4,715	85,292	12,769		12,769	3,69,017	1,61,667	5,30,684
Jabalpur	2,30,785	21,248	2,52,033	60,057	1,225	61,282	53,835	2,748	56,583	7,35,362	64,342	7,99,704
Jadavpur	80,989	15,208	96,197	25,872		25,872	650		650	6,41,207	3,845	6,45,052
Jammu & Kashmir	1,58,494	62,782	2,21,276	313	2,486	2,799				2,51,434	28,950	2,80,384
Jawaharlal Nehru												
Krishi										4,32,305		4,32,305
Jiwaji	3,61,793	18,744	3,80,537	2,66,245	391	2,66,636	35		35	2,35,423	22,325	2,57,748
Jodhpur	78,163	53,869	132,032	37,800	4,800	42,600				54,761	12,202	66,963
Kalyani	59,847	3,933	63,780	6,462		6,462				75,342	7,234	82,576
Karnatak	13,37,545	1,36,622	14,74,167	3,06,061	13,450	3,19,511	7,320	150	7,470	5,76,032	21,640	5,97,672
Kerala	36,88,330	18,73,682	55,62,012	12,39,140	4,69,292	17,08,432	82,517	33,329	1,15,846	13,52,381	2,12,365	15,64,746
Kurukshetra	81,473	18,297	99,770	3,330		3,330	420		420	53,970	25,916	79,886
Lucknow	4,07,898	78,256	4,86,154	2,33,613	19,355	2,52,968	1,163		1,163	5,73,656	1,510	5,75,166
Madras	77,66,720	18,39,461	96,06,181	13,31,787	1,86,893	15,20,680	38,909	21,744	60,653	43,48,205	3,84,322	47,32,527

Madh	9,12,011	37,491	9,49,502	5,74,699	392	5,75,091	8,084	621	8,705	86,518	14,525	86,518
Madhya Pradesh	17,16,510	83,796	18,00,306	14,52,870	29,587	14,82,457	20,955	..	20,955	7,24,179	88,010	7,38,704
Mysore	6,85,111	1,27,899	8,13,010	71,566	27,669	99,235	5,671	..	5,671	8,90,109	9,78,119	9,78,119
Nagpur	20,36,321	4,54,352	24,91,173	15,09,330	1,068	15,10,398	76,492	13,157	8,9649	19,45,898	91,072	20,36,970
North Bengal	4,95,965	79,014	5,74,979	3,65,757	43,512	4,09,269	67,164	26,457	93,621	1,62,733	19,559	1,82,294
Orissa University of Agriculture and Technology	300	..	300
Oman	9,66,712	2,69,451	12,36,163	3,33,553	51,422	3,84,975	6,072	419	6,491	5,22,205	2,89,456	5,22,205
Punjab	20,98,349	3,45,113	25,43,462	9,30,797	39,210	9,70,797	69,938	5,756	75,694	20,67,419	80,992	20,67,419
Pattana	7,99,406	1,59,603	9,59,009	16,485	8,342	24,827	7,059	1,630	8,689	16,83,610	61,752	17,45,362
Poona	17,75,994	3,62,530	21,38,524	4,60,635	30,904	4,91,539	82,996	1,418	84,414	14,81,110	76,137	15,57,247
Punjab Agricultural University	60,248	31,826	92,074	9,814	2,535	12,349	8,68,918	25,205	8,68,918
Rajasthan	8,72,920	91,855	9,64,775	1,59,961	2,600	1,62,561	86,618	926	87,544	7,43,682	14,897	7,58,579
Ranchi	16,32,132	3,52,805	20,34,937	1,66,521	3,042	1,69,563	11,75,583	2,85,131	14,60,714	11,72,408	49,273	12,21,681
Ravi Shankar	4,25,368	56,055	4,81,423	78,859	4,947	83,806	1,52,766	11,691	1,64,457	5,10,524	3,943	5,14,467
Roorkee	2,42,508	20,001	2,62,509	21,778	..	21,778	15,354	2,107	17,461	9,45,491	11,370	9,56,861
Sardar Patel	6,16,491	58,930	6,75,421	1,58,927	2,783	1,61,710	41,196	313	41,509	3,94,418	230	3,94,648
Saugar	16,07,514	1,26,793	17,34,307	4,72,188	15,144	4,87,332	661	..	661	5,48,604	20,000	5,68,604
Shivaji	11,66,585	1,67,829	13,34,414	2,12,414	17,113	2,29,527	22,357	9,261	27,051	5,86,853	11,580	5,98,433
Sri Venkateswara	57,929	2,930	60,859	1,1794	15,460	2,27,874	12,173	346	12,519	9,44,405	78,309	10,22,714
Udaipur	11,794	3,42,261	..	3,42,261
University of Agricultural Sciences	1,40,528	2,250	1,42,778
U.P. Agricultural	18,52,939	2,85,418	21,38,357	1,56,793	4,801	1,61,594	1,04,471	7,299	1,11,770	3,03,524	1,39,558	3,03,524
Utkal	29,499	4,025	33,524	95,141	3,326	98,467	37,276	10,103	47,379	460	14,364	460
Varanaseya Sanskrit	4,23,853	52,256	4,76,109	3,742	1,317	5,059	3,14,451	31,362	3,28,815
Vishwavidyalaya	31,405	17,055	48,460	90,084	..	90,084
Vishva Bharati
TOTAL	5,81,19,665	1,15,87,098	6,97,06,763	1,54,80,618	13,80,366	1,68,60,984	43,06,084	9,74,314	52,80,398	4,52,62,125	34,84,200	4,87,46,325

*Institutions of National
Importance*

All India Institute of Medical Sciences	45,060	4,25,624
Hindi Sahitya Sam- melan
Indian Institute of Technology, New Delhi
Indian Institute of Technology, Kanpur
Indian Institute of Technology, Kharapur
Indian Institute of Technology, Madras	71,362	7,800	79,162	900	5,61,753

TABLE XVIII—*Statistics of Scholarships, Stipends, Other Financial Assistance and Freestudentships in University Teaching Departments and Colleges—contd.*

B—Amount Disbursed (in Rupees)—*contd.*

1	2	3	4	5	6	7	8	9	10	11	12	13
Indian Institute of Technology, Bombay	13,88,310	3,960	13,92,270
Indian Statistical Institute	3,83,488	48,020	4,31,508
Post-Graduate Research Institute in Medicine	1,52,300	..	1,52,300
TOTAL	4,54,850	55,820	5,10,670	52,36,528	49,920	52,86,448
<i>Institutions deemed as Universities</i>												
Birla Institute of Technology	53,264	3,708	56,972	4,54,105	10,703	4,64,808
Gujarat Vidyapeeth	63,882	24,180	88,062	10,466	736	11,202	33,011	16,374	49,385	26,635	2,960	29,595
Gurukul Kangri Vishwavidyalaya	10,873	1,855	12,728	599	..	599
Indian Agricultural Research Institute	7,39,800	34,200	7,74,000
Indian Institute of Science	3,70,428	91,107	4,61,535	15,74,957	30,200	16,05,157
Indian School of International Studies	1,12,923	23,800	1,36,723	725	725
Jamia Millia Islamia	6,470	5,500	11,970
Kashi Vidyapith	1,37,937	1,110	1,39,047	1,12,887	..	1,12,887	2,570	1,163	3,733
Tata Institute of Social Sciences	18,416	1,800	20,216
TOTAL	7,49,307	1,45,760	8,95,067	1,23,952	736	1,24,688	33,011	17,099	50,110	28,22,953	86,526	29,09,479
GRAND TOTAL	5,93,23,822	1,17,88,678	7,11,12,500	1,56,04,579	13,81,102	1,69,85,672	43,39,095	9,91,413	53,30,508	5,33,21,606	36,20,646	5,69,42,252

TABLE XVIII—Statistics of Scholarships, Stipends, Other Financial Assistance and Freestudentships in University Teaching Departments and Colleges—contd.

B—Amount Disbursed (in Rupees)—contd.

University	Scholarships and Stipends—contd.														
	Professional Education—contd.									Other Education					
	Scheduled Castes			Scheduled Tribes			All Persons			Scheduled Castes			Scheduled Tribes		
	Boys	Girls	Total	Boys	Girls	Total	Boys	Girls	Total	Boys	Girls	Total	Boys	Girls	Total
1	14	15	16	17	18	19	20	21	22	23	24	25	26	27	28
Agra	2,58,037	..	2,58,037
Aligarh Muslim	38,601	..	38,601	51,046	984	52,030
Allahabad	16,575	..	16,575
Andhra Pradesh Agri.	34,486	..	34,486	6,878	..	6,878
Andhra	3,19,033	33,376	3,52,409	12,452	..	12,452
Annamalai	67,737	111	67,848
Banaras Hindu	29,047	..	29,047	1,100	..	1,100	13,180	6,564	19,744
Bangalore	1,40,765	61,685	2,02,450	17,434	..	17,434
Baroda	41,079	760	41,839	41,839	..	41,839
Bhagalpur	17,062	..	17,062	4,198	..	4,198
Bihar	47,594	..	47,594
Bombay	1,63,283	8,097	1,71,380	8,740	..	8,740
Burdwan	2,49,837	6,909	2,56,746	32,258	720	32,978
Calcutta	26,523	3,710	30,233
Delhi	18,534	..	18,534
Dibrugarh	25,698	4,053	29,751	91,056	30,631	1,21,687
Gauhati	67,610	3,921	71,531	93,672	11,219	1,04,891
Gorakhpur	1,47,006	885	1,47,891
Gurjarat	2,95,116	4,179	2,99,295	41,825	120	41,945
Indore	33,712	2,547	36,259	11,826	655	12,481
Jabalpur	49,670	1,240	50,910	16,751	7,477	24,208
Jadavpur	43,200	..	43,200
Jammu & Kashmir
Jawaharlal Nehru
Krishna Vishwa- vidyalaya	10,037	..	10,037	3,394	..	3,394
Iwaji	13,623	..	13,623	930	..	930
Jodhpur	17,102	..	17,102	1,518	..	1,518
Kalyani	31,592	2,154	33,746
Karnatak	62,736	2,566	65,302	6,864	..	6,864
Kerala	2,18,101	32,480	2,50,581	6,105	..	6,105
Kurukshetra	7,953	..	7,953	741	..	741
Lucknow	1,22,717	..	1,22,717
Madras	3,84,294	29,595	4,13,889	16,896	3,105	20,001

TABLE XVIII—Statistics of Scholarships, Stipends, Other Financial Assistance and Freestudentships in University Teaching Departments and Colleges—contd.

B—Amount Disbursed (in Rupees)—contd.

1	14	15	16	17	18	19	20	21	22	23	24	25	26	27	28
Magadh	24,451	..	24,451	1,473	..	1,473
Marathwada	5,86,926	662	5,87,588	14,443	..	14,443
Mysore	2,56,431	21,343	2,77,774	5,186	4,314	9,500
Nagpur	10,18,307	18,300	10,36,607	86,244	2,347	88,591
North Bengal	25,439	..	25,439	4,548	..	4,548
Orissa University of Agri & Technology	10,922	..	10,922	5,418	..	5,418
Osmania	3,25,340	39,401	3,65,241	10,099	793	10,892
Panjab	1,53,910	6,760	1,62,670	2,864	717	3,581
Patna
Poona	1,68,797	3,544	1,72,341	17,908	153	18,061
Punjab Agricultural	16,103	..	16,103	833	..	833
Punjabi	10,486	..	10,486
Rabindra Bharati
Rajasthan	57,012	600	57,612	15,243	527	15,770
Ranchi	24,206	..	24,206	75,499	13,696	89,195
Ravi Shankar	2,10,827	..	2,10,827	25,142	..	25,142
Roorkee	48,000	1,037	49,037
Sardar Patel	12,821	..	12,821	8,998	..	8,998
Saugar	53,319	..	53,319	16,481	..	16,481
Shivaji	1,29,403	1,442	1,30,845	1,718	..	1,718
S.N.D.T.
Shri Venkateswara	1,42,946	6,980	1,49,926	29,557	738	30,295	1,31,630	4,521	1,36,151	600	..	600
Udaipur	10,271	..	10,271	6,646	..	6,646
Univ. of Agricultural Sciences	12,936	..	12,936
U.P. Agricultural
Utkal	66,860	1,440	68,300	62,519	20,179	82,698
Varanaseya Sanskrit Vishwavidyalaya
Vikram	30,292	547	30,839	16,906	1,380	18,286
Visva Bharati	12,156	..	12,156	2,520	..	2,520
TOTAL	64,09,021	3,00,324	67,09,345	8,44,265	99,755	9,44,020	1,44,810	11,085	1,55,895	600	..	600
<i>Institutions of National Importance—</i>															
All India Institute of Medical Sciences	2,640	..	2,640
Hindi Sahitya Sam- melan

52-1 M of E&S W/72

Indian Institute of Technology, New Delhi	1,309	..	1,309
Indian Institute of Technology, Kanpur	3,681	..	3,681
Indian Institute of Technology Kharagpur
Indian Institute of Technology, Madras	3,096	..	3,096
Indian Institute of Technology, Bombay	9,020	..	9,020	932	..	932
Indian Statistical Institute
Post-Graduate Research Institute in Medicine
TOTAL	19,746	..	19,746	932	..	932
<i>Institutions deemed as Universities</i>															
Birla Institute of Technology
Gujarat Vidyapeeth	5,100	..	5,100	..	850	850
Gurukul Kangri Vishwavidyalaya
Indian Agricultural Research Institute - Indian Institute of Science	36,000	..	36,000	6,000	..	6,000
Indian School of International Studies
Jamia Millia Islamia
Kashi Vidyapeeth
Tata Institute of Social Sciences
TOTAL	41,100	..	41,100	6,000	850	6,850
GRAND TOTAL	64,69,867	3,00,324	67,70,191	85,11,97	1,00,605	9,51,802	1,44,810	11,085	1,55,895	600	..	600

TABLE XVIII—Statistics of Scholarships, Stipends, Other Financial Assistance and Freestudentships in University Teaching Departments and Colleges—contd.

B—Amount Disbursed (in Rs.)—contd.

University	Other Financial Assistance											
	General Education						Professional Education					
	All Persons			Scheduled Castes			Scheduled Tribes			All Persons		
	Boys	Girls	Total	Boys	Girls	Total	Boys	Girls	Total	Boys	Girls	Total
1	29	30	31	32	33	34	35	36	37	38	39	40
Agra	2,76,194	51,013	3,27,207	1,41,271	2,350	1,43,621	1,22,274	9,025	1,31,299
Aligarh Muslim	27,950	8,570	36,520	29,690	3,980	33,670
Allahabad	5,067	1,446	6,513	180	..	180	375	75	450
Andhra Pradesh Agri.	5,325	5,325	94,799	6,825	1,01,624
Andhra	5,10,795	75,266	5,86,061	1,08,780	1,09,020	2,17,800	3,552	..	3,552	2,20,273	62,647	2,82,920
Annamalai	1,31,303	7,569	1,38,872	18,960	1,600	20,560	86,078	45	86,123
Banaras Hindu	7,775	1,720	9,495	5,124	115	5,239	12,733	250	12,983
Bangalore	1,23,277	21,689	1,44,966	19,922	2,000	21,922
Raroda	1,14,050	22,030	1,36,089	5,039	929	6,018	286	2,045	2,331	1,74,628	3,498	1,78,126
Bhagalpur	54,322	4,782	59,104	50	..	50	1,166	..	1,166
Bihar	92,058	10,937	1,02,995	155	..	155	11,136	..	11,136
Bombay	3,46,716	1,16,480	4,63,196	19,203	1,180	20,383	1,002	395	1,397	2,20,130	18,792	2,38,922
Burdwan	47,957	12,044	60,001	6,941	45	6,986
Calcutta	1,15,066	62,287	1,77,353	2,64,761	54,252	3,19,013
Delhi	1,01,779	31,270	1,33,049	11,018	1,031	12,049	180	..	180	48,045	8,542	56,587
Dibrugarh	11,760	1,831	13,591	700	..	700
Gauhati	72,328	9,136	81,464	2,927	192	3,119	37,643	6,160	43,803	21,405	..	21,405
Gorakhpur	57,107	3,526	60,633	1,673	..	1,673	26,086	..	26,086
Gujarat	21,49,748	2,71,336	24,21,084	60,460	3,152	63,612	13,546	1,591	15,137	5,11,688	10,134	5,21,822
Indore	9,474	728	10,202	130	..	130	14,429	..	14,429
Jabalpur	69,586	6,533	76,119	4,701	..	4,701	3,312	..	3,312	47,353	2,790	50,143

Jalavpur	1,733	465	2,198	6,840	50	6,890
Jammu & Kashmir	30,854	3,138	33,992	28,380	2,190	30,570	18,528	..	18,528
Jiwaji	40,926	114	41,040	2,795	..	2,795	1,22,392	..	1,22,392
Karnatak	5,08,014	66,399	5,74,413	50	..	50	62,114	5,958	68,072
Kerala	28,71,674	11,85,105	40,56,779	7,42,777	2,68,346	10,11,123	27,669	12,469	40,138	6,04,627	77,198	6,81,825
Kurukshetra	4,096	622	4,718
Lucknow	3,801	54,433	58,234	8,500	8,500
Madras	17,89,905	3,00,630	20,90,535	3,04,632	32,055	3,36,687	8,790	375	9,165	4,20,325	43,907	4,64,232
Magadh	2,43,415	5,664	2,49,059	1,60,015	30	1,60,045	..	40	40	5,567	..	5,567
Marathwada	11,39,993	41,547	11,81,540	1,260	180	1,440	2,205	..	2,205	3,69,577	4,355	3,73,932
Mysore	1,76,614	46,071	2,22,685	79,904	1,740	81,644
Nagpur	12,61,739	3,74,431	16,36,170	83,599	8,880	92,479	5,410	566	5,976	15,91,256	32,679	16,23,935
North Bengal	16,489	6,416	22,905	12,149	..	12,449
Osmania	56,255	13,258	69,513	3,44,785	44,422	3,89,207
Panjab	5,75,224	1,06,444	6,81,668	2,39,162	11,923	2,51,085	1,664	..	1,664	5,66,940	8,310	5,75,250
Patna	47,575	2,766	50,341	1,418	40	1,458
Poona	13,16,165	2,26,764	15,42,929	67,249	7,990	75,239	5,350	250	5,600	4,14,991	21,096	4,36,87
Punjab Agricultural	930	..	930
Punjabi	3,410	4,160	7,570	3,040	160	3,200	67,800	3,600	71,400
Rajasthan	1,00,671	7,327	1,07,998	1,657	..	1,657	1,000	..	1,000	3,00,872	48,816	3,49,688
Ranchi	41,004	20,479	61,483	1,131	..	1,131	10,536	12,535	23,071	5,403	..	5,403
Ravi Shankar	60,318	13,018	73,336	21,560	952	22,512	11,186	950	12,136	40,465	180	40,645
Sardar Patel	2,33,892	27,977	2,61,869	2,71,538	3,666	2,75,204
Saugar	30,827	4,894	35,721	2,688	..	2,688	30,459	..	30,459
Shivaji	7,04,191	98,077	8,02,268	20,610	2,014	22,624	3,02,419	30,209	3,32,628
S.N.D.T. Women's	..	81,259	81,259	..	6,107	6,107	827	827
Shri Venkateswara	1,16,375	19,973	1,36,348	10,241	4,651	14,892	549	..	549	1,67,548	42,045	2,09,593
Udaipur	3,000	..	3,000	66,984	..	66,984
U.P. Agricultural
Utkal	1,53,764	16,020	1,69,784	4,922	663	5,585	47	..	47	3,811	..	3,811
Vikram	29,850	6,389	36,239	18,885	..	18,885
Visva Bharati
TOTAL	1,58,86,095	34,59,338	1,93,45,433	20,75,359	4,65,620	25,40,979	1,46,906	37,376	1,84,282	78,20,290	5,60,498	83,80,788

TABLE XVIII—Statistics of Scholarships, Stipends, Other Financial Assistance and Freestudentships in University Teaching Departments and Colleges—contd.

B—Amount Disbursed (in Rs.)—contd.

1	29	30	31	32	33	34	35	36	37	38	39	40
<i>Institutions of National Importance—</i>												
Indian Institute of Technology, New Delhi	581	..	581
Indian Institute of Technology, Kanpur	18,150	..	18,150
TOTAL	18,731	..	18,731
<i>Institutions Deemed as Universities</i>												
Birla Institute of Technology	25,500	4,500	30,000	1,05,474	2,699	1,08,173
Gujarat Vidyapeeth	6,405	1,880	8,285	24,900	7,311	32,211
Jamia Millia Islamia	2,187	763	2,950	8,250	5,500	13,750
Kashi Vidyapith	7,280	920	8,200	920	..	920
TOTAL	41,372	8,063	49,435	1,39,544	15,510	1,55,054
GRAND TOTAL	1,59,27,467	34,67,401	1,93,94,868	20,75,359	4,65,620	25,40,979	1,46,906	37,376	1,84,282	79,78,565	5,76,008	85,54,573

TABLE XVIII—Statistics of Scholarships, Stipends, Other Financial Assistance and Freestudentships in University Teaching Departments and Colleges—contd.

B—Amount Disbursed—contd.

(in Rs.)

University	Other Financial Assistance														
	Professional Education—contd.						Other Education								
	Scheduled Castes			Scheduled Tribes			All Persons			Scheduled Castes			Scheduled Tribes		
	Boys	Girls	Total	Boys	Girls	Total	Boys	Girls	Total	Boys	Girls	Total	Boys	Girls	Total
1	41	42	43	44	45	46	47	48	49	50	51	52	53	54	55
Agra	22,882	..	22,882
Aligarh Muslim
Allahabad	375	75	450
Andhra Pradesh agri.	10,350	..	10,350	2,250	..	2,250
Andhra	8,906	..	8,906
Annamalai	7,970	36	8,006
Banaras Hindu	4,262	..	4,262	311	..	311
Bangalore
Baroda	1,325	..	1,325	215	..	215
Bhagalpur
Bihar
Bombay	9,470	..	9,470	345	..	345
Burdwan	2,285	1,008	3,293
Calcutta
Delhi
Dibrugarh
Gauhati	504	..	504
Gorakhpur
Gujarat	17,120	..	17,120	4,033	..	4,033
Indore	242	..	242
Jabalpur	4,644	..	4,644	2,529	..	2,529
Jadavpur
Jammu & Kashmir
Jiwaji
Karnatak
Kerala	1,04,202	14,045	1,18,247	3,839	..	3,839
Kurushetra
Lucknow
Madras	30,381	2859	33,240	380	..	380
Magadh	1,978	..	1,978
Marathwada
Mysore
Nagpur	51,010	968	51,978	6,853	..	6,853
North Bengal
Osmania

TABLE XVIII—*Statistics of Scholarships, Stipends, Other Financial Assistance and Freestudentships in University Teaching Departments and Colleges—contd.*

B—Amount Disbursed—*contd.*

(in Rs.)

1	41	42	43	44	45	46	47	48	49	50	51	52	53	54	55
Punjab	77	..	77
Patna
Poona	15,219	..	15,219	3494	..	3494
Punjab Agricultural Panjabi
Rajasthan	910	..	910	31	..	31
Ranchi
Ravi Shankar	7,434	..	7,434	6,378	..	6,378
Sardar Patel
Saugar	576	..	576
Shivaji	13,566	..	13,566	350	..	350
S.N.D.T.
SShri Venkateswara Udaipur	3,888	..	3,888
U.P. Agricultural Utkal	73	..	73	39	..	39
Vikram
Visva Bharati
TOTAL	3,17,364	17,983	3,35,347	33,332	1,008	34,340
<i>Institutions of National Importance</i>															
Indian Institute of Technology, New Delhi	581	..	581
Indian Institute of Technology, Kanpur
TOTAL	581	..	581
<i>Institutions Deemed as Universities</i>															
Birla Institute of Technology
Gujarat Vidyapeeth
Jamia Millia Islamia
Kashi Vidyapith
TOTAL
GRAND TOTAL	3,17,945	17,983	3,35,928	33,332	1008	34,340

TABLE XVIII—Statistics of Scholarships, Stipends and Other Financial Assistance and Freestudentships in University Teaching Departments and Colleges—contd.

B—Amount Disbursed—contd.

(in Rs.)

University	Total Scholarships and other Financial Assistance											
	General Education									Professional Education		
	All Persons			Scheduled Castes			Scheduled Tribes			All Persons		
	Boys	Girls	Total	Boys	Girls	Total	Boys	Girls	Total	Boys	Girls	Total
1	56	57	58	59	60	61	62	63	64	65	66	67
Agra	20,95,185	3,07,440	24,02,625	10,51,432	19,299	10,70,731	8,56,502	28,828	8,85,330
Aligarh Muslim	4,35,500	59,753	4,95,253	2,656	1,063	3,719	7,033	324	7,357	3,37,078	7,964	3,45,042
Allahabad	43,012	2,455	45,467	17,090	233	17,323	2,41,777	400	2,42,177
Andhra Pradesh												
Agricultural	1,020	17,000	18,020	5,70,932	11,905	5,82,837
Andhra	29,01,473	4,45,633	33,47,106	6,03,821	1,78,319	7,82,140	42,422	3,955	46,377	14,60,346	2,44,188	17,04,534
Annamalai	4,62,579	51,412	5,13,991	1,13,280	8,085	1,21,365	9,17,636	42,971	9,60,607
Banaras Hindu	6,48,390	1,50,759	7,99,149	21,504	539	22,043	10,09,254	20,382	10,29,636
Bangalore	9,25,112	1,19,386	10,44,498	1,12,777	19,312	1,32,089	1,197	..	1,197	8,56,663	1,01,649	9,58,312
Baroda	3,25,489	1,33,808	4,59,297	30,474	3,497	33,971	2,468	2,845	5,313	7,82,970	41,211	8,24,181
Bhagalpur	10,04,355	77,153	10,81,508	2,80,834	1,976	2,82,810	1,47,712	5,293	1,53,005	299,753	1,446	3,01,199
Bihar	11,95,261	79,151	12,74,412	4,11,062	4,302	4,15,364	4,48,225	43,450	4,91,675
Bombay	17,20,150	5,29,702	22,49,852	3,78,807	27,172	4,05,979	10,087	5,538	15,625	15,91,620	1,65,479	17,57,099
Burdwan	6,53,371	2,20,328	8,73,699	1,60,219	93,326	2,53,545	26,762	44,053	70,815	3,76,381	21,665	3,98,046
Calcutta	46,20,931	9,82,276	56,03,207	1,02,612	20,600	1,23,212	27,93,834	1,73,735	29,67,569
Delhi	10,69,248	2,65,201	13,34,449	3,07,716	29,241	3,36,957	7,09,751	3,30,982	10,40,733
Dibrugarh	3,58,059	89,172	4,47,231	63,337	7,742	71,079	1,49,077	21,271	1,70,348	8,09,889	56,232	8,66,121
Gauhati	37,95,412	7,49,819	45,45,231	3,42,590	37,119	3,79,709	16,03,614	4,40,519	20,44,133	8,58,912	43,395	9,02,307
Gorakhpur	8,42,610	39,656	8,82,266	2,87,048	1,944	2,88,992	2,84,757	1,205	2,85,962
Gujarat	42,86,618	5,98,145	48,84,763	7,16,368	36,385	7,52,753	1,69,563	20,687	1,90,250	21,82,148	1,40,285	23,22,433
Indore	1,82,518	33,321	2,15,839	80,577	4,715	85,292	12,899	..	12,899	3,83,446	61,667	4,45,113
Jabalpur	3,00,371	27,781	3,28,152	64,758	1,225	65,986	57,147	2,748	59,895	7,82,715	67,132	8,49,847
Jadavpur	82,722	15,673	98,395	25,872	..	25,872	650	..	650	6,48,047	3,895	6,51,942
Jammu & Kashmir	1,89,348	65,920	2,55,268	28,693	4,676	33,369	2,60,962	28,950	2,98,912
Jawaharlal Nehru												
Krishi Vishwavidya-												
laya	4,02,719	18,858	4,21,577	2,69,040	391	2,69,431	35	4,32,305	..	4,32,305
Jiwaji	78,163	20,118	98,281	37,800	4,800	42,600	3,57,815	22,325	3,80,140
Jodhpur	59,847	3,933	63,780	6,462	..	6,462	54,761	12,202	66,963
Kalyani	18,45,559	2,03,021	20,48,580	3,06,111	13,450	3,19,561	7,320	150	7,470	6,38,146	27,598	6,65,744
Karnatak	65,60,004	30,58,787	96,18,791	19,81,917	7,37,638	27,19,555	1,10,186	45,798	1,55,984	19,57,008	2,89,563	22,46,571
Kerala	85,569	18,919	1,04,488	330	..	330	420	..	420	53,970	25,916	79,886
Kurukshetra	4,11,699	1,32,689	5,44,388	2,33,613	19,355	2,52,968	1,163	..	1,163	5,73,656	10,010	5,83,666
Lucknow	95,56,625	21,40,091	1,16,96,716	16,36,419	2,20,948	18,57,367	47,699	22,119	69,818	47,68,530	4,28,229	51,96,759
Madras												

TABLE XVIII—Statistics of Scholarships, Stipends, Other Financial Assistance and Freestudentships in University Teaching Departments and Colleges—contd.

B—Amount Disbursed—contd.

(in Rs.)

1	56	57	58	59	60	61	62	63	64	65	66	67
Magadh	11,55,426	43,135	11,98,561	7,34,714	422	7,35,136	8,084	661	8,745	92,085	..	92,085
Marathwada	28,56,503	1,25,343	22,81,846	14,54,130	29,767	14,83,897	23,160	..	23,160	10,93,756	18,880	11,12,636
Mysore	8,61,725	1,74,210	10,35,695	71,566	27,669	99,235	5,671	..	5,671	9,70,013	89,750	10,59,763
Nagpur	32,98,060	8,29,283	41,27,343	15,92,929	9,948	16,02,877	81,902	13,723	95,625	35,37,154	1,24,751	36,61,905
North Bengal	5,12,454	85,430	5,97,884	3,65,757	43,512	4,09,269	79,313	26,457	1,05,770	1,62,735	19,559	1,82,294
Orissa University of Agri. and Tech.	300	..	300	5,22,205	..	5,22,205
Osmania	10,22,967	2,81,709	14,05,676	3,33,553	51,422	3,84,975	6,072	419	6,491	21,22,748	3,33,878	24,56,626
Punjab	26,73,573	4,51,557	31,25,130	11,69,959	51,133	12,21,092	71,602	5,756	71,602	22,50,550	89,302	23,39,852
Patna	8,46,981	1,62,364	10,09,350	16,485	8,342	24,827	7,059	1,630	8,689	5,49,901	61,792	6,11,693
Poona	30,92,159	5,89,294	36,81,453	5,27,804	38,894	5,66,778	88,746	1,668	90,014	18,96,101	97,233	19,93,334
Punjab Agricultural Univ.	8,69,848	..	8,69,848
Punjabi	63,658	35,986	99,644	12,854	2,635	15,549	4,99,171	28,805	5,27,976
Rabindra Bharati	6,350	14,897	21,247
Rajasthan	9,73,591	99,182	10,72,773	1,61,618	2,600	1,64,218	87,618	926	88,544	10,44,554	1,40,709	11,85,263
Ranchi	17,23,136	3,73,284	20,96,420	1,67,652	3,042	1,70,694	11,86,119	2,97,666	14,83,785	11,77,811	49,273	12,27,084
Ravi Shankar	4,85,686	69,073	5,54,759	1,00,419	5,699	1,06,318	1,63,952	12,641	1,76,593	3,50,989	4,123	5,55,112
Roorkee	9,45,491	11,370	9,56,861
Sardar Patel	4,76,400	47,978	5,24,378	21,778	..	21,778	15,354	2,107	17,461	6,65,726	3,896	6,69,622
Saugar	6,47,318	63,824	7,11,142	1,61,615	2,783	1,64,398	41,196	313	41,509	5,79,063	20,000	5,99,063
Shivaji	23,11,705	2,24,870	25,36,575	4,92,798	17,158	5,09,956	661	..	661	8,89,272	41,789	9,31,061
S.N.D.T.	..	1,59,894	1,59,894	..	23,130	23,130	..	9,261	9,261	..	25,710	25,710
Shri Venkateswara	12,82,360	1,87,802	14,70,762	2,22,655	20,111	2,42,766	22,906	4,694	27,600	11,11,953	1,20,354	12,32,307
Udaipur	60,929	2,930	63,859	11,794	..	11,794	12,173	346	12,519	4,09,245	..	4,09,245
Univ. of Agricultural Sciences	1,40,528	2,250	1,42,778
U.P. Agricultural	3,03,524	..	3,03,524
Utkal	20,06,703	3,01,438	23,08,141	1,61,715	5,464	1,67,179	1,04,518	7,299	1,11,817	18,83,631	1,39,558	20,23,189
Varanaseya Sanskrit Univ.
Vishwavidyalaya	29,499	4,025	33,524	460	..	460
Vikram	4,53,703	58,645	5,12,348	95,141	3,326	98,467	37,276	10,103	47,379	3,33,336	14,364	3,47,700
Visva Bharati	31,405	17,055	48,460	3,742	1,317	5,059	90,084	31,362	1,21,446
TOTAL	7,40,05,760	1,50,46,436	8,90,52,196	1,75,55,977	18,45,986	1,94,01,963	44,52,990	10,11,690	54,64,680	5,30,82,415	39,45,698	5,70,28,113

Institutions of National
Importance

All India Institute of
Medical Sciences

.. .. . 3,80,564 45,060 4,25,624

53-1 M of E & SW/72

Indian Institute of Technology, New Delhi
Indian Institute of Technology, Kanpur	5,14,916	..	5,14,316
Indian Institute of Technology, Kharagpur	5,74,463	..	6,74,463
Indian Institute of Technology, Madras	71,362	7,800	79,162	16,84,453	..	16,84,453
Indian Institute of Technology, Bombay	5,60,853	900	5,61,753
Indian Statistical Institute	3,83,408	48,020	4,31,508	13,88,310	3,960	13,92,270
Post-Graduate Research Institute in Medicine	1,52,300	..	1,52,300
TOTAL	4,54,850	55,820	5,10,670	52,55,259	49,920	53,05,179
<i>Institutions Deemed as Universities</i>												
Birla Institute of Technology	78,76*	8,208	86,972	5,59,579	13,402	5,72,981
Gujarat Vidyapeeth	70,287	26,060	96,347	10,466	736	11,202	33,011	16,374	49,385	51,535	10,271	61,806
Gurukul Kangri Vishwavidyalaya	10,873	1,855	12,728	599	..	599
Indian Agricultural Research Institute
Indian Institute of Science	3,70,428	91,107	4,61,535	7,39,800	34,200	7,74,000
Indian School of International Studies	1,12,923	23,800	1,36,723	15,74,957	30,200	16,05,157
Jamia Millia Islamia	2,187	763	2,950	725	725
Kashi Vidyapith	1,45,217	2,030	1,47,247	1,12,887	..	1,12,887	14,720	11,000	25,720
Tata Institute of Social Science	3,490	1,163	4,653
TOTAL	7,90,679	1,53,823	9,44,502	1,23,952	736	1,24,688	33,011	17,099	50,110	29,62,497	1,02,036	30,64,533
GRAND TOTAL	7,52,51,289	1,52,56,079	9,05,07,368	1,76,79,929	18,46,722	1,95,26,651	4,48,6001	10,28,789	55,14,790	6,13,00,171	40,97,654	6,53,97,825

TABLE XVIII—Statistics of Scholarships, Stipends, Other Financial Assistance and Freestudentships in University Teaching Departments and Colleges—contd.

B—Amount Disbursed —contd.

(in Rs.)

University	Total														
	Professional Education—contd						Other Education								
	Scheduled Castes			Scheduled Tribes			All Persons			Scheduled Castes			Scheduled Tribes		
	Boys	Girls	Total	Boys	Girls	Total	Boys	Girls	Total	Boys	Girls	Total	Boys	Girls	Total
I	68	69	70	71	72	73	74	75	76	77	78	79	80	81	82
Agra	2,80,919	..	2,80,919
Aligarh Muslim	38,601	..	38,601	51,046	984	52,030
Allahabad	16,950	75	17,025
Andhra Pradesh Agri- cultural	44,836	..	44,836	9,128	..	9,128
Andhra	3,27,939	33,376	3,61,315	12,452	..	12,452
Annamalai	75,707	147	75,854
Banaras Hindu	33,309	..	33,309	1,411	..	1,411	13,180	6,564	19,744
Bangalore	1,40,765	61,685	2,02,450	17,434	..	17,434
Baroda	42,404	760	43,164	8,571	..	8,571
Bhagalpur	17,062	..	17,062	4,198	..	4,198
Bihar	1,40,765	..	47,594
Bombay	1,72,753	8,097	1,80,850	9,085	..	9,085
Burdwan	2,49,837	6,909	2,56,746	34,543	1,728	36,271
Calcutta	26,523	3,710	30,233
Delhi	18,534	..	18,534
Dibrugarh	25,698	4,053	29,751	91,056	30,631	1,21,687
Gauhati	68,114	3,921	72,035	93,672	11,219	1,04,891
Gorakhpur	1,47,006	885	1,47,891
Gujarat	3,12,236	4,179	3,16,415	45,858	120	45,978
Indore	37,954	2,547	36,501	11,826	655	12,481
Jabalpur	54,314	1,240	55,554	19,260	7,477	26,737
Jadavpur	43,200	..	43,200
Jammu & Kashmir
Jawaharlal Nehru Krishi Vishwa- vidyalaya	10,037	..	10,037	3,394	..	3,394
Jiwaji	13,623	..	13,623	930	..	930
Jodhpur	17,102	2,154	17,102	1,518	..	1,518
Kalyani	31,592	..	33,746
Karnatak	62,736	2,566	55,302	6,864	..	6,864
Kerala	1,22,303	46,525	3,68,828	9,944	..	9,944
Kurukshetra	7,953	..	7,953	741	..	741
Lucknow	1,22,717	..	1,22,717
	4,14,675	32,454	4,47,129	17,276	3,105	20,381

Magadh	26,429	..	26,429	1,473	..	1,473
Marathwada	5,86,926	662	5,87,588	14,443	..	14,443
Mysore	2,56,431	21,343	2,77,774	5,186	4,314	9,500
Nagpur	10,69,317	19,268	10,88,585	93,097	2,347	95,444
North Bengal	25,439	..	25,439	4,548	..	4,548
Orissa University Agri. and Technology	10,922	..	10,922	5,418	..	5,418
Osmania	3,25,840	39,401	3,65,241	10,099	793	10,892
Punjab	1,55,987	6,760	1,62,747	2,864	717	3,581
Patna
Poona	1,84,016	3,544	1,87,560	21,402	153	21,555
Punjab Agricultural	16,103	..	16,103	833	..	833
Punjabi	10,486	..	10,486
Rabindra Bh arati
Rajasthan	57,922	600	58,522	15,274	527	15,801
Ranchi	24,206	..	24,206	75,499	13,696	89,195
Ravi Shankar	2,18,261	..	2,18,261	31,520	..	31,520
Roorkee	48,000	1,037	49,037
Sardar Patel	12,821	..	12,821	8,998	..	8,998
Saugar	53,895	..	53,895	16,481	..	16,481
Shivaji	1,42,969	1,442	1,44,411	2,068	..	2,068
S.N.D.T.
Shri Venkateswara	1,42,946	6,980	1,49,926	29,577	738	30,295	1,31,630	4,521	1,36,151	600	..	600
Udaipur	14,159	..	14,159	6,646	..	6,646
Univ. of Agricultural Science	12,936	..	12,936
U.P. Agricultural
Utkal	66,933	1,440	68,373	62,558	20,179	82,737
Varanaseya Sanskrit Vishwavidyalaya
Vikram	30,292	547	30,839	16,906	1,380	18,286
Visva Bharati	12,156	..	12,156	2,520	..	2,520
TOTAL	67,26,385	3,18,307	70,44,692	8,77,597	1,00,763	9,78,360	1,44,810	11,085	1,55,895	600	..	600

*Institutions of National
Importance*

All India Institute of Medical Sciences	2,640	..	2,640
--	-------	----	-------	----	----	----	----	----	----	----	----	----	----	----	----

TABLE XVIII—*Statistics of Scholarships, Stipends, Other Financial Assistance and Freestudentships in University Teaching Departments and Colleges—concl'd.*

B—Amount Disbursed —*concl'd.*

(in Rs.)

	1	68	69	70	71	72	73	74	75	76	77	78	79	80	81	82
Indian Institute of Technology, New Delhi		1,890	..	1,890
Indian Institute of Technology, Kanpur		3,681	..	3,681
Indian Institute of Technology, Kharagpur	
Indian Institute of Technology, Madras		3,096	..	3,096
Indian Institute of Technology, Bombay		9,020	..	9,020	932	..	932
Indian Statistical Institute	
Post-Graduate Research Institute in Medicine	
TOTAL		20,327	..	20,327	932	..	932
<i>Institutions Deemed as Universities</i>																
Birla Institute of Technology		5,100	..	5,100	..	850	850
Gujarat Vidyapeeth	
Gurukul Kangri Vishwavidyalaya	
Indian Agricultural Research Institute		36,000	..	36,000	6,000	..	6,000
Indian Institute of Science	
Indian School of International Studies	
Jamia Millia Islamia	
Kashi Vidyapith	
Tata Institute of Social Science	
TOTAL		41,100	..	41,100	6,000	850	6,850
GRAND TOTAL		67,87,812	3,18,907	71,06,119	8,84,529	1,01,613	9,86,142	1,44,810	11,085	1,55,895	600	..	600

TABLE XVIII—Statistics of Scholarships, Stipends, Other Financial Assistance and Freestudentships in University Teaching Departments and Colleges—contd.

C—Amount Foregone on Account of Freestudentships

(in Rs.)

University	General Education									Professional Education		
	All Persons			Scheduled Castes			Scheduled Tribes			All Persons		
	Boys	Girls	Total	Boys	Girls	Total	Boys	Girls	Total	Boys	Girls	Total
1	2	3	4	5	6	7	8	9	10	11	12	13
Agra	4,65,604	1,27,570	5,93,174	24,423	1,488	25,911	1,13,462	2,388	1,15,850
Aligarh Muslim	62,310	24,198	86,508	1,164	..	1,164	89,322	..	89,322
Allahabad	36,643	5,381	42,024	2,96,022	..	2,96,022
Andhra Pradesh Agri.	..	1,200	1,200	15,450	..	15,450
Andhra	4,47,791	70,468	5,18,249	1,23,604	23,237	1,46,841	5,841	714	6,555	60,546	752	61,298
Annamalai	4,425	1,615	6,040	66,657	3,850	70,507
Banaras Hindu	68,100	29,340	97,440	88,264	16,400	1,04,664
Bangalore	1,17,067	89,898	2,06,965	1,877	..	1,877	2,21,431	13,291	2,34,722
Baroda	92,415	59,325	1,51,740	21,395	..	21,395
Bhagalpur	2,49,996	21,584	2,71,580	2,028	144	2,172	240	..	240	30,246	..	30,246
Bihar	3,18,097	16,726	3,34,823	88,487	16,418	1,04,905
Bombay	2,00,651	56,099	2,56,750	2,080	..	2,080	7,547	..	7,547
Burdwan	1,61,449	45,590	2,07,039	144	..	144	1,10,016	1,776	1,11,792
Calcutta	4,12,624	2,19,304	6,31,928	38,679	4,622	43,301
Delhi	4,43,206	2,25,941	6,69,147	720	..	720	705	..	705	5,280	3,168	8,448
Dibrugarh	2,300	2,784	5,086	980	..	980	18,669	..	18,669
Gauhati	34,045	17,139	51,184	570	..	570	2,348	912	3,260	66,001	1,800	67,801
Gorakhpur	2,09,708	17,396	2,27,104	6,84,893	4,711	6,89,604
Gujarat	5,23,986	82,728	6,06,714	30,944	1,580	32,524	5,736	252	5,988	40,832	3,504	44,336
Indore	1,03,988	19,756	1,23,744	15,680	696	16,374	384	48	432	17,709	3,315	21,024
Jabalpur	18,352	2,145	20,497	5,454	243	5,697	4,734	..	4,734	82,980	1,260	84,240
Jadavpur	29,334	17,436	46,770
Jawaharlal Nehru Kri- shi Vishwavidyalaya	7,464	..	7,464
Jiwaji	88,435	18,800	1,07,235	19,464	..	19,464	1,440	..	1,440
Jodhpur	10,046	..	10,046	7,801	..	7,801
Kalyani	2,790	1,224	4,014	16,758	..	16,758
Karnatak	35,984	3,931	39,915	2,556	288	2,844	24,220	560	24,780
Kerala	4,51,572	1,74,131	6,25,703	1,17,744	47,008	1,64,752	14,912	4,518	19,430	5,78,369	1,07,688	6,86,057
Kurukshetra	7,440	3,120	10,560	3,147	..	3,147	2,700	..	2,700
Lucknow	..	50,002	50,002
Madras	14,03,844	2,64,579	16,68,423	2,64,939	13,029	2,77,968	6,315	3,588	9,903	3,28,179	13,940	3,42,119

TABLE XVIII—Statistics of Scholarships, Stipends, Other Financial Assistance and Freestudentships in University Teaching Departments and Colleges—contd.

C—Amount Foregone on Account of Freestudentships—contd.

(in Rupees)

1	2	3	4	5	6	7	8	9	10	11	12	13
Magadh	3,61,858	33,960	3,95,818	19,106	..	19,106
Marathwada	18,860	5,788	24,648	2,158	32	2,190	24,221	300	24,521
Mysore	2,80,393	3,61,903	6,42,296	1,38,196	44,091	1,82,287
Nagpur	2,53,782	70,429	3,24,211	24,765	2,197	26,962	3,969	716	4,685	1,08,157	4,312	1,92,469
North Bengal	41,236	32,755	73,991	144	..	144	..	252	252	26,120	..	26,120
Orissa University of Agri and Techno- logy	2,160	..	2,160	20,088	..	20,088
Osmania	1,80,274	72,570	2,60,844	255	1,080	1,355	1,32,528	260	1,32,788
Panjab	7,34,202	2,16,674	9,50,876	2,14,758	14,799	2,29,557	1,344	2,904	4,248	1,19,183	13,448	1,32,631
Patna	1,09,079	26,317	1,35,396	3,600	1,800	5,400	2,400	450	2,850	31,749	10,800	42,549
Poona	68,580	43,915	1,12,495	1,08,457	860	1,09,317
Punjab Agricultural	31,361	..	31,361
Punjabi	34,434	16,872	51,306	1,626	..	1,626	11,211	1,128	12,339
Rabindra Bharati	2,175	2,796	4,971	462	11,404	11,866
Rajasthan	1,31,465	6,536	1,38,001	1,41,625	10,320	1,51,945
Ranchi	2,26,033	37,837	2,63,870	5,968	792	6,760	59,091	60	59,091
Ravi Shankar	35,711	18,268	53,979	3,980	1,074	5,054	8,705	1,872	10,577	46,063	322	46,385
Roorkee	68,625	1,350	69,975
Sardar Patel	6,728	..	6,728	3,300	150	3,450
Saugar	1,42,768	11,662	1,54,430	29,042	..	29,042	7,506	124	7,630	27,287	..	27,287
Shivaji	66,046	33,755	99,801	30,624	1,679	32,303	2,45,230	6,260	2,51,490
S.N.D.T.	..	72,090	72,090
Shri Venkateswara	4,46,519	60,958	5,07,477	98,250	9,538	1,07,788	6,087	853	6,940	1,44,036	1,960	1,45,996
Udaipur	32,916	5,658	38,574	2,018	..	2,018	15,181	..	15,181	67,092	432	67,524
Utkal	2,13,452	24,260	2,37,712	26,961	588	27,549	4,603	210	4,813	91,212	900	92,112
Vikram	62,268	3,818	66,086	3,943	..	3,943	11,852	974	12,826	5,782	1,040	6,822
Visva Bharati	7,290	6,570	13,860	4,620	4,050	8,670
TOTAL	94,68,421	28,34,803	1,23,03,224	10,58,662	1,20,500	11,79,162	1,09,810	19,179	1,28,989	48,85,561	3,12,890	51,98,451

Institutions of National Importance

All India Institute of Medical Sciences	1,06,335	38,460	1,44,795
Indian Institute of Technology, New Delhi	25,100	..	25,100
Indian Institute of Technology, Kanpur	61,200	400	61,600

Indian Institute of Technology, Kharagpur	1,45,400	..	1,45,400
Indian Institute of Technology, Madras	3,200	400	3,600	80,800	200	81,000
Indian Institute of Technology, Bombay	12,800	..	12,800
TOTAL	3,200	400	3,600	4,31,635	39,060	4,70,695
<i>Institutions deemed as Universities</i>												
Birla Institute of Technology	21,816	5,175	26,991	68,850	..	68,850
Gurukul Kangri Vishwavidyalaya	5,324	..	5,324
Indian School of International Studies	1,200	400	1,600	60	60
Jamia Millia Islamia	612	720	1,332	3,240	288	3,528
Kashi Vidyapith	2,343	888	3,231	556	..	556
Tata Institute of Social Science	2,400	600	3,000
TOTAL	33,695	7,783	41,478	60	60	72,646	288	72,934
GRAND TOTAL	95,05,316	28,42,986	1,23,48,302	10,58,662	1,20,500	11,79,162	1,09,810	19,239	1,29,049	53,89,842	3,52,238	57,42,080

TABLE XVIII—Statistics of Scholarships, Stipends, Other Financial Assistance and Freestudentships in University Teaching Departments and Colleges—contd.

C—Amount Foregone on Account of Freestudentships—contd.

(in Rs.)

University	Professional Education						Other Education								
	Scheduled Castes			Scheduled Tribes			All Persons			Scheduled Castes			Scheduled Tribes		
	Boys	Girls	Total	Boys	Girls	Total	Boys	Girls	Total	Boys	Girls	Total	Boys	Girls	Total
1	14	15	16	17	18	19	20	21	22	23	24	25	26	27	28
Agra	432	..	432
Aligarh Muslim	8,373	..	8,373
Allahabad
Andhra Pradesh Agri.
Andhra	5,421	..	5,421	204	..	204
Annamalai
Banaras Hindu	350	..	350
Bangalore
Baroda
Bhagalpur
Bihar	2,304	..	2,304
Bombay	202	..	202	227	..	227
Burdwan	144	..	144	N.A.	N.A.	N.A.
Calcutta
Delhi
Dibrugarh
Gauhati
Gorakhpur
Gujarat	9,744	..	9,744
Indore	7,944	900	8,844	3,000	300	3,300
Jabalpur	9,960	600	10,560	3,900	300	3,600
Jadavpur
Jawaharlal Nehru Krishi Vishwa- vidyalaya	1,710	..	1,710
Jiwaji	80	..	80
Jodhpur
Kalyani
Karnatak	2,800	800	3,600
Kerala	66,991	5,53,070	6,20,061	1,280	..	1,280
Kurukshetra
Lucknow
Madras	55,707	3,840	59,547	1,380	240	1,620

54-1 M of E & SW/ND/72

Magadh
Marathwada	3,300	300	3,600	300	..	300
Mysore
Nagpur	14,144	350	14,494	9,388	..	9,388
Orissa University of Agri. and Technology
Osmania	3,060	..	3,060
Panjab	6,681	495	7,176	720	..	720
Patna
Poona	375	..	375
Punjab Agricultural	3,963	..	3,963	180	..	180
Punjabi
Rabindra Bharati
Rajasthan
Ranchi
Ravi Shankar	3,308	..	3,308	3,244	..	3,244
Roorkee
Sardar Patel
Saugar	6,383	..	6,383	819	..	819
Shivaji	6,500	..	6,500
S.N.D.T.
Shri Venkateswara	23,528	1,960	25,488	4,512	..	4,512
Udaipur	648	..	648	240	..	240
Utkal
Vikram	56	..	56
Visva Bharati

TOTAL	2,41,308	5,61,515	8,02,823	31,594	1,640	33,234
-------	----------	----------	----------	--------	-------	--------	----	----	----	----	----	----	----	----	----	----	----

Institutions of National Importance

All India Institute of Medical Sciences
Indian Institute of Technology, New Delhi	581	..	581
Indian Institute of Technology, Kanpur

TABLE XVIII—Statistics of Scholarships, Stipends, Other Financial Assistance and Freestudentships in University Teaching Departments and Colleges—concl'd.

C—Amount Foregone on account of Freestudentships—concl'd.

(in Rs).

1	14	15	16	17	18	19	20	21	22	23	24	25	26	27	28
Indian Institute of Technology, Kharagpur
Indian Institute of Technology, Madras	600	..	600
Indian Institute of Technology, Bombay	2,000	..	2,000	1,200	..	1,200
TOTAL	3,181	..	3,181	1,200	..	1,200
<i>Institutions deemed as Universities</i>															
Birla Institute of Technology
Gujarat Vidyapeeth
Gurukul Kangri Vishwavidyalaya
Indian School of International Studies
Jamia Millia Islamia
Kashi Vidyapeeth
Tata Institute of Social Sciences
TOTAL
GRAND TOTAL	2,44,489	5,61,515	8,06,004	32,794	1,640	34,434

Education in Universities in India 1965-66

Corrigendum

Table No. XIV /
Table No. XX (Pages 420-426)

420	BANGALORE	10	38,519	38,119	
421	PUNJAB				
421	AGRICULTURAL	3	14,17,570	14,71,570	
421	RAVI CHANKAR	7	2,75,984	2,75,985	
421	S.N.D.T.	7	2,15,131	2,51,131	
421	SRI VENKATESWARA	7	2,65,016	2,56,016	
421	U.P. AGRICULTURAL	4	2,13,190	2,31,190	
422	TITLE OF TABLE	-	TABLE XX	TABLE XIX	
424	TITLE OF TABLE	-	TABLE XX	TABLE XIX	
424	BHAGALPUR	14	2,99,849	1,99,849	
424	DELHI	17	1,72,567	1,22,567	
424	GAUHATI	18	42,16,329	42,66,329	

P.T.O

425	VIKRAM	17	4,49,24,198	4,48,74,248
	GOPATI	20	71,392	1,43,00,71,392

Page No.	University	Col. No.	Read as	Instead of
424	INDORE	18	6,01,982	6,01,002
424	JABALPUR	18	7,72,593	1,72,593
424	JADAVPUR	19	1,40,59,444	1,40,59,544
424	JAMMU & KASHMIR	13	1,12,78,763	1,12,78,063
424	APTEER JAWHARLAL NEERU KRISHI VISHWAVIDYALAYA	1	INSERT THE NAME JIWAJI	
425	JODHPUR	13	46,97,643	45,97,634
425	KALYANI	17	3,65,105	63,105
425	KALYANI	18	27,86,347	27,87,634
425	PUNJAB	11	7,25,252	7,52,252
425	PUNJAB			
425	AGRICULTURAL	19	2,29,87,875	2,29,84,875
425	RAJASTHAN	12	35,67,653	35,73,385
425	RAJASTHAN	17	20,47,090	20,47,040
425	UDAPIUR	17	1,24,105	24,105
425	U.P. AGRICULTURAL	12	5,96,370	5,96,373
425	UTKAL	15	29,24,258	29,24,25
425	VARANASIYA SKT. VISHWAVIDYALAYA	12	2,18,816	2,18,8162
425	VISHWAVIDYALAYA	17	2,94,634	2,94,643

TABLE XIX—Income of the Universities and Colleges

(in Rupees)

University	Recurring							Non-Recurring				Grand Total
	From Central Govt.	From State Govt.	From Local Board	From Fees	From Endowments	From Other Sources	Total	From Central Govt.	From State Govt.	From Other Sources	Total	
	2	3	4	5	6	7	8	9	10	11	12	
1	2	3	4	5	6	7	8	9	10	11	12	13
Agra	23,30,401	1,77,74,804	27,121	1,67,67,424	8,32,619	17,08,194	3,94,40,563	21,43,795	32,85,179	19,10,505	73,39,479	4,67,80,042
Aligarh Muslim	90,47,309	5,56,567	..	13,70,732	..	4,61,086	1,14,35,694	42,84,603	42,84,603	1,57,20,297
Allahabad	11,88,970	48,86,063	..	23,58,294	66,814	2,19,968	87,20,109	40,43,483	17,15,046	3,98,817	61,58,146	1,48,78,255
Andhra Pradesh Agri.	8,79,044	58,41,100	..	12,77,577	3,600	2,86,103	82,87,424	1,67,934	99,24,085	97,559	1,01,89,578	1,84,77,002
Andhra	33,20,608	1,49,61,157	26,525	1,27,14,545	1,21,971	13,99,355	3,25,44,070	5,48,953	3,61,801	42,68,785	51,34,539	3,76,78,609
Annamalai	10,35,651	17,76,973	..	15,63,843	..	6,47,706	50,24,173	17,28,803	3,76,698	5,41,984	26,47,485	76,71,658
Banaras Hindu	1,79,61,824	11,82,201	..	27,51,242	2,23,213	90,57,068	3,11,75,548	88,18,091	92,367	1,60,156	90,70,614	4,02,46,162
Bangalore	29,73,904	29,04,176	11,94,100	41,65,229	..	10,18,550	1,23,45,939	37,381	3,12,789	18,12,469	21,62,639	1,45,08,578
Baroda	23,97,066	54,61,761	..	43,69,536	31,140	18,83,416	1,41,42,919	15,54,700	1,26,219	4,83,869	21,64,788	1,63,07,707
Bhagalpur	13,27,039	49,17,367	..	60,26,871	8,204	4,07,012	1,26,86,493	4,06,411	33,43,285	2,11,003	39,60,699	1,66,47,192
Bihar	6,95,394	48,17,703	5,000	80,59,883	1,27,415	4,68,151	1,41,73,548	28,76,147	12,79,354	2,01,098	43,56,599	1,85,30,147
Bombay	32,78,678	1,37,88,935	29,76,673	2,59,53,452	4,36,156	14,82,599	4,79,16,493	21,28,571	5,76,865	11,39,831	38,45,267	5,17,61,760
Burdwan	26,02,951	57,51,154	..	56,23,204	2,30,885	4,28,396	1,46,36,590	34,24,688	15,47,947	94,067	50,66,702	1,97,03,294
Calcutta	1,17,35,530	2,82,65,840	3,750	3,01,67,135	3,72,660	18,44,161	7,23,89,076	51,86,534	29,45,848	6,22,494	87,54,876	8,11,43,952
Delhi	2,51,44,208	54,30,888	38,050	94,54,621	2,21,777	15,49,870	4,18,39,414	51,56,997	6,68,450	4,68,893	62,94,340	4,81,33,754
Dibrugarh	16,45,941	31,83,040	..	23,09,196	29,116	95,639	72,62,932	1,27,333	3,84,510	1,45,083	6,56,926	79,19,858
Gauhati	48,32,793	1,01,47,253	..	86,18,628	1,21,402	7,31,081	2,44,51,157	14,99,762	18,35,205	5,03,869	38,38,836	2,82,89,993
Gorakhpur	9,17,531	41,14,254	..	46,15,061	2,48,305	5,79,097	1,04,74,248	20,25,051	17,53,415	6,31,885	43,90,351	1,48,64,599
Gujarat	43,38,542	1,42,55,259	6,54,378	2,34,68,296	1,04,489	20,46,502	4,48,67,466	26,10,242	11,86,131	32,66,731	70,63,104	5,19,30,570
Indira Kala Sangeet	..	1,00,000	..	13,016	..	7,357	1,20,873	1,20,873
Indore	2,76,783	42,98,678	..	23,91,978	72,732	1,93,171	72,33,342	1,96,614	6,66,575	74,409	9,37,598	81,70,940
Jabalpur	8,98,299	49,79,269	..	29,06,255	36,788	2,93,389	91,14,000	13,74,107	8,42,839	1,13,895	23,30,841	1,14,44,841
Jadavpur	21,10,412	44,64,477	..	12,54,185	50,000	4,37,435	83,16,509	33,45,153	15,13,869	50,000	49,09,022	1,32,25,531
Jammu & Kashmir	12,33,830	80,77,751	52,662	15,53,049	..	4,21,065	1,13,38,357	17,49,092	34,67,975	8,275	52,26,242	1,65,64,599
Jawaharlal Nehru Krishi Vishwa- vidyalaya	93,610	1,02,08,218	3,508	5,30,786	..	14,73,442	1,23,09,564	..	6,45,240	..	6,45,340	1,29,54,804
Jiwaji	12,07,677	47,95,849	..	42,47,662	34,878	3,70,841	1,06,56,907	19,10,366	3,01,569	25,585	22,37,520	1,28,94,427
Jodhpur	11,66,825	38,10,414	8,992	10,77,016	..	51,179	61,14,426	33,44,000	25,93,000	..	59,37,000	1,20,51,426
Kalyani	2,50,794	21,09,852	..	3,74,264	..	1,36,165	28,71,075	11,76,483	6,73,000	..	18,49,483	47,20,558
Karnatak	16,52,545	54,77,394	18,180	1,02,22,605	35,692	8,57,868	1,82,64,284	22,88,416	16,31,411	26,05,278	65,25,105	2,47,89,389
Kerala	54,95,207	2,09,30,969	..	3,34,80,852	6,500	22,95,878	6,22,09,406	78,44,563	55,21,086	97,26,219	2,30,91,868	8,53,01,274
Kurukshetra	3,00,000	6,21,252	..	4,64,184	..	4,15,533	18,00,969	12,60,229	24,24,942	25,05,082	61,98,253	79,99,222
Lucknow	6,81,708	56,75,742	17,531	37,44,056	86,608	2,92,933	1,04,98,578	16,35,011	11,53,670	4,45,076	32,33,757	1,37,32,335
Madras	99,36,362	3,37,66,186	400	3,32,99,239	8,46,981	1,33,61,032	9,12,10,200	1,02,92,339	47,36,446	72,50,062	2,21,78,867	11,33,89,067
Magadh	2,37,108	42,33,955	..	57,75,400	..	1,93,555	1,04,40,018	4,05,246	8,13,930	6,72,706	18,91,882	1,23,51,900
Marathwada	26,10,775	57,90,564	22,614	42,88,171	3,275	3,13,597	1,30,28,996	11,48,457	3,04,491	4,16,631	18,69,579	1,48,98,575
Mysore	36,86,183	48,35,473	24,29,214	64,90,484	2,983	22,44,641	1,96,88,978	11,15,521	6,27,698	35,12,001	52,55,220	2,49,44,198
Nagpur	48,65,142	1,37,79,237	10,250	1,20,15,844	1,62,453	13,01,131	5,21,34,057	45,38,431	11,71,776	13,22,382	70,32,589	3,91,66,646
North Bengal	17,49,730	15,15,954	..	25,00,647	33,599	1,85,015	59,84,945	5,31,000	10,55,011	88,589	16,74,600	76,59,542

TABLE XIX—Income of the Universities and Colleges—contd.

(in Rupees)

	1	2	3	4	5	6	7	8	9	10	11	12	13
Orissa University of Agriculture and Technology	4,65,762	41,98,586	5,02,040	..	64,472	52,30,860	..	1,11,569	..	1,11,569	53,42,429
Osmania	36,68,265	1,46,24,236	99,61,440	72,000	18,43,498	3,01,69,439	24,60,816	18,29,972	3,72,402	46,63,190	3,48,32,629
Punjab	93,16,714	1,90,66,546	1,73,783	3,54,32,602	11,82,249	48,61,255	7,00,33,149	77,40,117	22,75,210	18,17,524	1,18,32,858	1,18,66,000	1,18,66,000
Patna	14,31,645	85,38,218	22,55,534	1,04,500	1,95,315	1,25,25,612	12,90,600	7,38,671	88,232	21,17,503	1,46,43,115
Poona	35,35,326	1,05,96,318	1,33,679	1,34,17,147	2,35,160	10,62,076	2,89,79,606	16,82,813	5,30,261	5,65,241	27,78,315	3,17,57,921	2,32,09,587
Punjab Agricultural Punjab	2,71,572	2,04,27,411	..	6,62,834	..	18,47,770	2,32,09,587
Rabindra Bharati	2,47,490	44,76,337	17,794	21,44,735	1,35,702	1,43,988	71,66,046	6,69,650	21,77,308	33,650	28,80,608	1,00,46,654	8,83,564
Rajasthan	28,024	5,46,247	..	71,979	..	12,794	6,59,044	2,24,520	2,24,520	4,47,00,551	4,47,00,551
Ranchi	46,59,825	2,18,52,306	6,87,091	66,13,594	7,63,426	7,46,341	3,53,22,583	47,66,423	39,63,162	6,48,383	93,77,968	2,76,94,610	2,76,94,610
Ravi Shankar	35,35,639	1,05,79,960	28,412	84,97,724	12,38,936	8,12,200	2,46,92,871	4,65,162	14,59,911	10,76,666	30,01,739	1,28,72,649	1,28,72,649
Roorkee	3,81,826	56,81,704	2,07,200	32,24,327	72,899	1,91,067	97,59,023	8,35,033	17,41,253	5,37,340	31,13,626	1,26,99,527	1,26,99,527
Sardar Patel	30,17,284	53,41,676	..	33,49,533	..	9,91,034	1,26,99,527
Saugar	5,50,270	32,40,915	..	34,81,345	..	5,97,608	78,70,138	12,05,301	7,62,801	1,05,455	21,53,557	1,00,23,695	1,00,23,695
Shivaji	17,27,975	55,80,674	24,785	39,55,123	2,77,786	3,89,624	1,19,55,967	6,54,562	15,57,007	35,645	22,47,214	1,42,03,181	1,42,03,181
S.N.D.T.	15,90,898	74,92,930	10,022	78,93,916	39,590	8,86,850	1,79,14,206	14,58,443	24,00,227	28,74,631	67,33,301	2,46,47,507	2,46,47,507
Shri Venkateswara	1,47,958	5,27,972	4,000	19,02,336	2,495	2,86,056	28,71,017	5,65,117	4,51,095	39,293	8,55,505	37,26,522	37,26,522
Udaipur	17,46,750	99,51,846	8,45,015	4568,534	73,298	6,57,969	1,78,43,412	9,24,246	10,75,237	3,87,488	23,86,971	2,02,30,383	2,02,30,383
Univ. of Agricultural Sciences	25,75,141	75,34,653	..	16,50,006	230	31,72,260	1,49,32,290	70,395	1,23,159	33,628	2,27,182	1,51,59,472	1,51,59,472
U.P. Agricultural	27,572	13,21,944	..	2,54,414	..	15,369	16,30,299	..	71,948	..	71,948	17,02,247	17,02,247
Utkal	1,79,020	5,11,518	..	1,72,368	..	30,80,447	39,43,353	73,100	73,100	40,16,453	40,16,453
Varanaseya Sanskrit Vishwavidyalaya	39,80,330	1,27,03,474	1,18,883	58,55,145	73,718	8,92,611	2,36,24,161	36,28,110	39,97,365	7,69,116	83,94,591	3,20,18,752	3,20,18,752
Vikram	61,145	12,70,916	..	2,86,801	..	4,05,906	20,24,768	20,24,768	20,24,768
Vis va Bharati	44,58,776	93,71,397	66,806	36,01,479	87,364	2,99,063	1,78,84,885	29,65,287	6,04,554	20,92,039	56,61,880	2,35,46,765	2,35,46,765
TOTAL	37,24,056	2,18,030	..	3,61,024	1,072	22,45,846	65,50,028	7,13,573	3,361	4,01,821	11,18,755	76,68,783	76,68,783
TOTAL	18,74,35,637	47,52,33,843	98,06,418	41,83,91,351	89,12,680	7,68,61,282	1,17,66,41,211	12,48,02,155	8,76,69,593	5,70,58,382	27,04,30,130	1,44,70,71,341	1,44,70,71,341

Institutions of National
Importance

All India Institute of Medical Sciences	1,02,49,600	1,14,560	..	2,49,283	..	10,44,349	1,16,57,792	67,00,000	67,00,000	1,83,57,792	1,83,57,792
Hindi Sahitya Sam- melan	4,28,260	..	20,272	4,48,532	4,58,532	4,58,532
Indian Institute of Technology, New Delhi	54,46,983	4,66,094	59,13,077	1,06,72,590	1,06,72,590	1,65,85,667	1,65,85,667
Indian Institute of Technology, Kanpur	66,18,150	91,834	..	3,13,820	..	6,41,714	76,65,518	1,40,51,000	1,40,51,000	2,17,16,518	2,17,16,518
Indian Institute of Technology, Kha- ragpur	97,21,626	3,67,512	..	14,44,777	..	8,48,266	1,23,82,181	65,50,000	..	1,30,696	66,80,696	1,90,62,877	1,90,62,877

Indian Institute of Technology, Madras	60,79,899	13,209	..	4,16,840	..	4,76,662	69,86,610	80,00,000	80,00,000	1,49,86,610
Indian Institute of Technology, Bombay	86,87,177	1,88,250	..	11,46,130	..	16,470	1,00,38,027	38,70,023	38,70,023	1,39,08,050
Indian Statistical Institute	42,73,508	37,692	..	35,099	43,46,299	8,10,906	180	..	8,11,086	51,57,285
Post-Graduate Research Institute in Medicine	6,06,000	68,73,800	..	43,717	..	3,00,710	78,24,227	78,24,227
TOTAL	5,16,82,943	76,49,165	..	45,46,613	..	33,83,542	6,72,62,263	5,06,54,519	180	1,30,696	5,07,85,395	11,80,47,658
<i>Institutions deemed as Universities—</i>												
Birla Institute of Technology	4,99,875	4,87,387	..	11,52,284	15,44,629	2,10,037	38,94,212	5,44,148	58,612	2,37,979	8,40,739	47,34,951
Gujarat Vidyapeeth	4,48,931	2,07,143	..	65,954	..	19,839	7,41,867	51,377	1,650	..	53,027	7,94,892
Gurukul Kangri Vishwavidyalaya	2,02,127	12,820	1,850	18,101	4,635	1,18,682	3,58,215	2,54,200	60,000	1,44,903	4,59,103	8,17,318
Indian Agricultural Research Institute	1,49,13,700	1,99,273	1,51,12,973	1,51,12,973
Indian Institute of Science	61,98,613	2,12,127	..	3,00,553	2,77,125	7,82,980	77,71,398	17,76,867	17,76,867	95,48,265
Indian School of International Studies	91,463	8,26,320	..	26,604	422	2,13,266	11,58,075	4,52,125	4,52,125	16,10,200
Jamia Millia Islamia	15,45,758	2,400	..	1,44,553	11,502	1,75,463	18,79,856	6,87,081	..	5,915	6,92,996	25,72,852
Kashi Vidyapith	3,60,000	2,00,000	..	4,02,924	50,046	43,300	10,56,270	3,48,905	3,48,905	14,05,175
Tata Institute of Social Science	1,40,000	46,716	1,65,000	69,009	..	26,276	4,47,001	27,444	1,27,444	5,74,445
TOTAL	2,44,00,467	19,94,913	1,66,850	23,79,255	18,78,359	15,90,023	3,24,19,867	41,14,703	1,20,262	5,16,241	47,51,206	3,71,71,073
GRAND TOTAL	26,35,19,047	48,48,77,921	99,73,268	42,53,17,219	1,08,01,039	8,18,34,847	1,27,63,23,341	1,79,57,137	8,77,90,035	5,86,05,319	32,59,66,731	1,60,22,90,072

TABLE XX—Expenditure of the Universities and Colleges

(in Rupees)

University	Recurring								
	Research Guiding and Teaching Staff	Administra- tive and other Staff	Apparatus and Chemi- cals and Consumable Stores	Furniture	Scholarships, Stipend and other Finan- cial Assistance	Library	Games and Sports	Conduct of Examination	Hostels
1	2	3	4	5	6	7	8	9	10
Agra	1,70,62,329	53,82,846	29,99,354	3,45,410	32,87,955	18,90,453	4,03,614	20,86,203	7,08,255
Aligarh Muslim	46,58,178	20,62,800	25,000	12,000	8,40,295	1,90,153	16,000	4,18,026	3,83,000
Allahabad	35,14,309	17,75,226	3,17,078	52,463	2,87,644	2,21,902	42,412	3,74,020	3,41,188
Andhra Pradesh Agri.	12,48,210	14,09,939	2,94,384	1,06,990	6,00,857	1,34,743	31,979	2,04,474	23,273
Andhra	1,43,83,701	34,83,447	14,56,488	2,06,262	50,51,640	8,59,456	1,54,162	21,83,929	3,18,570
Annamalai	16,31,886	6,64,221	3,05,913	34,134	14,74,598	85,182	22,319	2,31,732	34,532
Banaras Hindu	1,35,67,200	31,37,822	9,68,667	3,91,697	18,48,529	4,24,663	3,888	6,95,487	2,290
Bangalore	57,45,153	20,03,028	7,29,362	1,22,762	26,02,810	2,13,509	59,194	..	38,119
Baroda	47,41,104	23,73,707	3,27,406	1,79,531	12,83,478	4,70,791	36,825	5,19,756	5,34,179
Bhagalpur	54,32,127	17,78,622	2,84,869	1,32,378	13,82,707	2,37,880	41,394	9,37,912	1,07,547
Bihar	93,11,336	21,12,394	5,61,574	89,156	17,66,087	3,51,282	79,826	10,95,140	3,46,564
Bombay	1,73,36,506	82,80,484	24,78,616	7,14,962	40,06,951	18,98,882	5,21,530	24,10,368	5,57,945
Burdwan	66,00,110	21,63,862	5,27,877	28,747	12,71,745	3,08,308	83,857	4,72,586	3,29,084
Calcutta	3,49,62,024	1,11,54,352	29,34,431	3,40,772	85,70,776	18,14,887	3,55,397	25,20,200	11,70,010
Dellii	1,91,19,594	91,95,289	25,94,066	4,72,323	23,75,182	21,13,743	4,11,055	8,60,611	8,57,976
Dibrugarh	23,83,989	10,69,129	3,42,286	34,835	13,13,352	1,02,364	40,981	27,536	39,388
Gauhati	92,74,208	26,68,839	9,78,847	1,49,654	54,47,538	5,73,808	1,22,227	8,61,219	4,72,988
Gorakhpur	46,22,694	12,25,443	6,40,010	80,745	11,68,228	4,11,643	15,970	5,43,471	79,160
Gujarat	1,60,33,476	59,13,317	28,40,914	10,25,480	72,07,196	15,80,792	3,82,704	24,74,401	5,57,829
Indira Kala Sangeet	35,878	42,106	5,966	..	3,144	..
Indore	28,63,726	9,38,182	2,81,837	1,50,223	6,60,952	3,90,476	99,595	5,33,901	67,028
Jabalpur	38,70,101	15,24,130	3,73,493	1,32,733	11,77,999	2,21,122	68,522	4,51,762	41,509
Jadavpur	36,65,036	17,54,273	5,02,357	1,67,053	7,50,337	2,64,170	61,969	2,45,340	1,73,547
Jammu & Kashmir	42,48,695	28,98,477	10,13,634	2,07,619	5,54,180	4,15,679	86,970	65,102	1,77,864
Ja waharlal Nehru Krishi Vishwavidyalaya	12,85,529	10,80,797	5,28,257	74,045	4,32,305	54,176	15,209	..	10,228
Jiwaji	37,68,839	15,12,875	3,37,134	2,63,391	8,01,717	3,60,464	94,055	5,13,607	2,04,027

Jodhpur	29,97,597	8,22,493	5,770	52,578	1,65,244	1,10,077	36,063	3,62,000	19,640
Kalyani	7,96,451	7,72,698	2,52,834	91,632	1,46,356	61,529	10,765	66,912	1,51,321
Karnatak	77,14,043	21,08,233	10,41,639	2,12,806	27,14,324	6,76,224	2,03,414	10,30,159	3,00,046
Kerala	2,44,81,463	67,12,093	27,32,021	7,46,238	1,18,65,362	16,84,010	5,68,627	17,28,155	13,18,843
Kurukshetra	14,58,707	6,04,819	5,04,047	39,929	1,84,374	2,80,033	84,370	70,455	1,05,924
Lucknow	44,85,201	18,09,598	4,00,428	54,640	11,28,054	5,82,929	35,889	3,62,864	2,38,568
Madras	3,32,03,975	1,16,22,095	40,50,850	7,88,180	1,68,93,475	20,81,213	6,21,216	28,33,044	34,38,817
Magadh	42,69,614	14,03,336	2,17,685	16,472	12,90,646	2,39,707	46,783	8,11,970	61,830
Marathwada	31,59,167	19,34,455	3,52,999	1,17,107	40,94,482	3,61,886	1,08,366	4,85,887	96,179
Mysore	1,11,51,885	31,01,367	13,31,831	4,46,331	20,95,458	2,67,767	1,44,219	N.A.	1,92,182
Nagpur	1,05,93,389	44,90,881	11,74,728	1,20,164	77,89,248	10,32,655	77,021	12,09,695	3,72,111
North Bengal	24,37,505	8,68,403	1,14,837	18,640	7,80,178	1,26,459	34,732	2,41,785	1,25,520
Orissa University of Agriculture and Technology	16,64,455	5,14,411	46,859	27,660	5,22,505	28,258	94,162	N.A.	3,986
Osmania	1,13,15,073	53,15,908	13,59,185	1,90,417	37,62,302	8,33,830	70,551	11,87,232	4,66,774
Panjab	2,47,73,200	85,25,223	68,03,274	3,26,161	54,64,982	18,81,624	8,76,532	60,93,377	10,93,975
Patna	55,01,915	15,78,790	2,83,859	..	16,21,043	3,19,470	84,314	5,09,648	1,45,980
Poona	1,06,00,126	47,99,833	17,79,227	1,50,928	56,74,787	10,01,128	3,04,579	12,62,833	4,97,841
Punjab Agricultural	63,17,531	14,71,570	9,17,693	1,72,907	8,69,848	47,623	..	58,657	24,682
Punjabi	27,75,141	12,34,814	3,25,049	63,772	6,27,620	1,70,177	87,580	1,07,202	82,231
Rabindra Bharati	3,42,613	2,35,710	..	816	21,247	19,588	2,167	12,570	..
Rajasthan	1,23,32,149	51,06,949	21,22,941	1,67,285	22,58,036	15,36,257	2,58,068	8,29,519	3,01,899
Ranchi	73,87,720	35,93,474	10,61,665	1,78,137	33,23,504	3,14,744	85,717	8,55,815	3,83,539
Ravi Shankar	37,57,672	12,97,741	2,82,898	1,74,964	11,09,871	2,75,985	66,882	5,88,067	41,435
Roorkee	36,36,314	*	33,78,437	..	9,56,861	1,31,885	..	4,05,156	4,28,525
Sardar Patel	22,68,962	6,12,329	8,06,732	1,56,569	11,94,000	2,84,038	2,52,637	3,70,208	3,01,983
Saugar	54,46,498	21,73,661	7,56,759	1,75,384	13,10,205	4,24,491	76,016	8,44,495	1,43,855
Shivaji	56,60,283	22,74,842	7,89,138	4,07,611	34,67,636	5,46,492	3,18,713	7,77,765	1,06,075
S.N.D.T.	11,41,720	4,19,078	1,51,792	30,590	1,85,604	2,51,131	27,562	2,13,842	8,822
Sri Venkateswara	67,93,413	21,74,787	6,33,529	94,781	28,39,220	2,56,016	42,519	5,69,411	3,37,298
Udaipur	23,29,174	11,16,629	1,20,823	7,414	4,73,104	1,86,996	24,816	1,07,373	31,403
Univ. of Agricultural Scs.	4,50,575	4,52,080	4,66,633	..	1,42,778	83,516	10,680	N.A.	N.A.
U.P. Agricultural	11,78,041	3,58,491	2,31,190	86,521	3,03,524	80,000	30,147	4,904	N.A.
Utkal	95,59,000	39,84,990	11,72,364	2,42,874	43,31,330	8,25,925	1,23,892	12,80,434	2,16,468
Varanaseya Sanskrit Vishwa-vidyalaya	5,43,056	4,04,225	20,099	..	33,984	1,90,552	1,933	2,62,356	12,975
Vikram	65,25,243	24,29,996	8,13,813	2,13,597	8,60,048	5,28,511	1,10,787	8,31,998	60,556
Visva Bharati	21,40,672	18,10,796	86,297	87,224	1,69,906	1,76,536	20,338	65,012	70,617
TOTAL	45,25,55,481	16,56,88,405	6,12,15,809	1,11,75,694	14,62,36,204	3,34,68,755	81,93,711	4,71,70,727	1,87,58,400

*Included in Col. 2.

TABLE XIX—Expenditure of the Universities and Colleges—contd.

(in Rupees)

1	2	3	4	5	6	7	8	9	10
<i>Institutions of National Importance</i>									
All India Institute of Medical Sciences	59,43,250	..	23,81,320	1,45,539	4,25,624	1,15,000	N.A.	N.A.	N.A.
Hindi Sahitya Sammelan	76,528	*	54,269	..
Indian Institute of Technology, New Delhi	23,40,499	7,38,910	5,57,522	..	5,14,316	10,021	N.A.	23,372	N.A.
Indian Institute of Technology, Kanpur	27,19,705	11,64,518	6,42,812	..	5,74,463	4,34,468	29,533	24,675	N.A.
Indian Institute of Technology, Kharagpur	32,08,262	30,04,791	17,66,681	5,643	16,84,453	1,05,098	3,33,482	87,944	11,549
Indian Institute of Technology, Madras	15,72,985	19,01,547	9,50,832	..	6,40,915	2,91,476	71,620	74,224	59,222
Indian Institute of Technology, Bombay	25,75,094	35,40,581	8,18,962	22,973	13,92,270	2,975	975	19,881	6,012
Indian Statistical Institute	13,17,798	4,92,732	1,58,451	..	4,31,508	2,57,056	79,641	29,755	13,649
Post-Graduate Research Institute in Medicine	30,54,500	*	41,96,383	..	1,52,300	76,617	N.A.	N.A.	N.A.
TOTAL	2,28,08,621	1,08,43,079	1,14,82,963	1,74,155	58,15,849	12,92,711	5,15,251	3,14,120	90,432

Institutions deemed as Universities—

55-1 M of E&SW/72	Birla Institute of Technology	17,00,000	4,30,995	2,50,000	5,453	6,59,953	1,13,378	30,678	1,00,268	66,285
	Gujarat Vidyapeeth . . .	2,93,459	1,58,153	1,09,492	1 173	4,630	..
	Gurukul Kangri Vishwa- vidyalaya	1,45,721	72,998	2,763	6,840	12,728	22,008	2,037	4,502	..
	Indian Agricultural Research Institute	7,74,000	**			
	Indian Institute of Sciences	36,70,394	9,45,822	11,46,648	72,372	20,66,692	1,62,029	..	**	1,14,933
	Indian School of Interna- tional Studies	4,62,600	2,23,464	..	12,203	1,36,723	2,22,000	..	3,77	1,751
	Jamia Millia Islamia	5,25,612	4,74,427	9,433	1,642	28,670	59,992	3,569	22,104	..
	Kashi Vidyapeeth	4,35,708	2,25,107	5,268	52,163	1,51,900	56,184	2,894	58,730	23,775
	Tata Institute of Social Science	2,03,972	1,58,799	20,216	26,600	NOT AVAILABLE		
	TOTAL	74,37,466	25,31,612	14,14,117	1,50,673	40,09,035	7,71,683	40,351	1,94,008	2,06,744
GRAND TOTAL	48,27,98,568	17,90,73,096	7,41,12,889	1,15,00,522	15,60,61,088	3,55,33,149	87,49,313	4,76,78,855	1,90,55,576	

*Included in column 2.

** Figures are not available.

TABLE XIX—Expenditure of the Universities and Colleges—Contd.

(in Rupees)

University	Recurring—Contd.			Non-Recurring					Grand Total
	Buildings	Other Items	Total	Library	Buildings	Equipment	Other Items	Total	
1	11	12	13	14	15	16	17	18	19
Agra	5,68,901	61,27,965	4,08,63,285	8,39,866	40,43,658	24,30,441	10,15,620	83,29,585	4,91,92,870
Aligarh Muslim	5,10,200	21,08,321	1,12,23,973	1,65,809	45,65,794	13,19,207	2,40,441	62,91,251	1,75,15,224
Allahabad	1,28,615	18,54,903	89,09,760	6,93,412	13,43,327	5,82,281	29,94,440	56,13,460	1,45,23,220
Andhra Pradesh Agri.	16,77,675	57,32,524	37,298	22,59,480	3,79,870	2,60,341	29,36,989	86,69,513
Andhra	2,57,509	35,28,333	3,18,83,497	1,16,318	20,29,162	20,56,844	20,13,285	62,15,609	3,80,99,106
Annamalai	70,788	10,48,216	56,03,551	2,42,810	18,69,015	4,40,119	8,82,129	34,34,073	90,37,624
Banaras	4,03,913	92,21,175	3,06,65,331	5,73,604	58,02,070	21,06,075	22,05,785	1,06,87,534	4,13,52,865
Bangalore	1,50,547	10,61,329	1,21,26,213	2,62,204	12,15,534	11,70,721	1,68,849	28,17,308	1,49,43,521
Baroda	3,12,118	30,28,763	1,38,07,658	2,06,357	25,32,747	6,37,594	1,07,112	34,83,810	1,72,91,468
Bhagalpur	1,22,080	14,36,723	1,18,94,239	1,99,849	23,44,371	10,67,363	86,374	37,97,957	1,56,92,196
Bihar	69,841	20,83,824	1,78,67,024	2,34,437	10,30,982	4,54,445	10,42,192	27,62,056	2,06,29,080
Bombay	3,56,993	88,44,726	4,74,07,968	6,72,169	15,85,263	23,59,308	21,25,594	67,42,334	5,41,50,302
Burdwan	1,41,974	16,54,010	1,35,82,160	5,02,775	32,13,203	15,64,750	4,44,752	57,25,480	1,93,07,640
Calcutta	3,69,326	88,98,153	7,30,90,328	5,85,540	62,53,711	17,29,793	9,06,950	94,75,994	8,25,66,322
Delhi	6,11,696	58,86,546	4,44,98,081	7,10,248	29,60,293	18,02,472	1,22,567	56,45,580	5,01,43,661
Dibrugarh	11,001	4,47,305	58,12,166	50,453	3,37,151	3,01,293	55,713	7,44,610	65,56,776
Gauhati	2,18,118	25,35,819	2,33,03,265	2,04,238	23,01,889	5,59,861	11,50,341	42,66,329	2,75,19,594
Gorakhpur	1,45,030	20,30,136	1,09,62,530	1,83,007	22,62,877	10,14,878	3,33,407	37,94,169	1,47,56,699
Gujarat	6,82,694	81,52,964	4,68,51,767	4,57,117	24,23,154	25,04,320	22,66,175	76,50,766	5,45,02,533
Indira Kala Sangeet	4,729	30,312	1,22,135	55	..	330	..	385	1,22,520
Indore	32,846	7,55,742	67,74,508	27,988	3,71,361	1,34,084	68,549	6,01,082	73,76,490
Jabalpur	11,048	8,85,949	87,58,368	1,19,476	1,35,070	4,34,497	83,550	1,72,593	95,30,961
Jadavpur	1,63,710	13,51,646	90,99,438	1,90,900	26,29,637	20,16,419	1,23,050	49,60,006	1,40,59,544
Jammu & Kashmir	72,119	15,38,424	1,12,78,863	3,96,858	21,00,641	13,68,859	2,39,832	41,06,190	1,53,84,953
Jawaharlal Nehru Krishi Vishwavidyalaya	13,52,896	48,33,442	22,842	17,87,027	1,35,764	14,73,755	34,19,388	82,52,830
	52,001	25,17,564	1,04,25,674	98,492	14,93,713	3,42,929	5,77,472	25,12,606	1,29,38,280

Jodhpur	97,186	28,995	46,97,634	1,39,465	30,000	6,04,713	7,60,180	15,34,358	62,32,001
Kalyani	1,30,680	7,89,297	32,70,475	78,524	20,65,521	2,79,197	63,105	27,87,634	60,56,822
Karnatak	82,409	23,81,674	1,84,64,971	6,27,101	42,58,971	13,59,485	3,96,504	66,42,061	2,51,07,032
Kerala	4,41,461	55,13,367	5,77,91,640	8,32,711	1,65,36,731	60,05,697	22,17,088	2,55,92,227	8,33,83,867
Kurukshetra	50,753	8,76,594	42,60,005	1,15,047	15,40,782	4,05,374	21,85,175	42,46,378	85,06,383
Lucknow	2,48,155	22,19,470	1,15,65,796	4,65,160	9,34,395	6,97,781	13,36,750	34,34,086	1,49,99,882
Madras	8,05,762	1,34,91,688	8,98,30,315	14,09,756	1,11,13,098	87,47,330	20,19,702	2,32,89,886	11,31,20,201
Magadh	22,441	10,40,262	94,20,746	1,86,432	19,00,001	5,65,382	57,304	27,09,119	1,21,29,865
Marathwad	75,242	15,49,880	1,23,35,650	2,01,799	16,12,816	8,75,442	2,31,758	29,21,815	1,52,57,465
Mysore	1,42,223	26,82,480	2,15,55,743	86,856	45,45,807	30,90,029	18,76,840	95,99,532	3,11,55,275
Nagpur	48,801	38,99,164	3,08,07,857	5,64,794	55,12,524	27,11,585	53,552	88,72,455	3,96,80,312
North Bengal	93,895	10,98,379	59,40,333	3,12,068	23,22,064	10,33,376	4,58,421	41,25,929	1,00,66,262
Orissa University of Agri- culture and Technology	4,150	2,29,920	31,36,366	22,409	18,000	64,677	13,163	1,18,249	32,54,615
Osmania	8,30,403	24,64,677	2,77,96,352	5,14,742	26,16,858	21,44,754	6,83,515	59,59,869	3,37,56,221
Punjab	7,52,252	78,94,035	6,44,57,635	12,05,403	60,17,049	23,20,666	26,00,204	1,21,43,322	7,66,00,957
Patna	1,60,698	9,89,188	1,11,94,905	1,28,468	16,81,402	9,58,960	3,14,540	30,83,370	1,42,78,275
Poona	2,93,415	42,78,650	3,06,43,347	3,44,565	20,96,679	8,23,325	5,94,104	38,58,673	3,45,02,020
Punjab Agricultural	1,81,008	32,60,027	1,32,67,546	2,18,465	84,67,142	5,37,758	4,96,964	97,20,329	2,29,84,875
Punjabi	21,623	17,45,488	72,40,697	2,77,742	28,60,000	99,868	20,458	32,58,068	1,04,98,765
Rabinra Bharati	1,558	120,764	7,57,033	1,264	1,859	16,249	..	19,372	7,76,405
Rajasthan	2,87,465	35,73,385	2,87,68,226	8,90,883	61,36,525	23,87,797	20,47,090	1,14,62,245	4,02,30,471
Ranchi	88,637	29,15,428	2,02,46,380	1,55,056	13,62,760	8,52,066	9,27,756	32,97,638	2,35,44,018
Ravi Shankar	21,286	13,24,899	89,41,699	2,32,463	13,75,311	10,80,053	34,015	27,21,842	1,16,63,541
Roorkee	21,22,507	1,10,59,685	1,74,175	12,74,097	13,39,544	..	27,87,816	1,38,47,501
Sardar Patel	87,636	12,41,819	75,76,913	92,960	5,85,889	8,75,468	2,58,607	18,12,924	93,89,837
Saugar	3,331	13,01,213	1,28,55,908	2,98,859	22,06,767	11,22,000	2,26,579	38,54,205	1,67,10,113
Shivaji	2,47,575	27,81,189	1,71,77,319	6,86,392	30,23,199	11,43,472	13,80,657	62,33,720	2,34,11,039
S.N.D.T.	52,758	14,34,836	38,81,735	42,575	4,20,621	3,02,013	5,581	7,70,790	46,52,525
Sri Venkateswara	70,122	18,52,188	1,56,72,284	5,56,977	15,09,127	11,83,626	3,84,821	36,34,551	1,93,06,835
Udaipur	69,863	10,08,003	54,74,598	3,39,842	33,16,913	7,89,016	24,105	45,69,876	1,00,44,474
Univ. of Agricultural Sciences	1,93,770	18,00,032	53,748	..	53,748	18,53,780
U.P. Agricultural	1,69,274	5,96,373	30,20,462	80,000	13,302	6,00,695	37,003	7,31,000	37,51,462
Utkal	2,98,319	30,06,839	2,50,42,435	2,68,715	37,72,176	29,24,25	12,38,975	82,04,124	3,32,46,559
Varanaseya Saanskrit Vishwavidyalaya	23,976	2,18,8162	17,11,972	17,11,972
Vikram	25,921	22,24,915	1,46,25,385	4,60,270	54,52,517	14,41,964	2,94,643	76,49,385	2,22,74,770
Visva Bharati	91,708	21,34,564	68,53,670	1,54,425	11,54,176	4,57,209	2,46,823	20,12,633	88,66,303
TOTAL	1,14,61,788	16,45,96,432	1,12,05,21,406	2,00,60,485	16,66,26,209	7,88,39,094	4,48,74,248	31,04,49,986	1,43,00,71,392

TABLE XIX—Expenditure of Universities and Colleges—Contd.

	1	11	12	13	14	15	16	17	18	19
<i>Institutions of National Importance</i>										
All India Institute of Medical Sciences .	2,86,000	38,04,000	1,31,00,733	..	67,04,000	67,04,000	1,98,04,733
Hindi Sahitya Sammelan	..	1,49,640	28,04,377	2,80,437
Indian Institute of Technology, New Delhi .	1,66,236	9,35,898	52,96,774	2,41,162	70,29,672	15,74,892	23,00,109	1,11,45,835	1,64,42,609	
Indian Institute of Technology, Kanpur .	..	16,24,467	72,14,641	..	1,25,83,589	12,80,328	..	1,38,63,917	10,78,552	
Indian Institute of Technology, Kharagpur .	4,66,386	10,78,044	1,17,52,333	2,31,877	49,98,833	12,18,348	..	64,49,05	1,82,01,391	
Indian Institute of Technology, Madras .	4,44,269	8,14,222	68,21,312	..	54,96,661	10,57,05	12,52,260	78,05,979	1,46,27,291	
Indian Institute of Technology, Bombay .	3,03,952	11,06,573	97,90,248	1,72,484	26,74,636	8,57,446	3,40,093	40,44,659	1,38,34,907	
Indian Statistical Institute	58,015	11,54,014	39,92,619	22,999	2,53,272	1,77,032	3,16,715	7,70,018	47,62,637	
Post-Graduate Research Institute in Medicine	74,79,800	74,79,800
TOTAL .	17,24,858	1,06,66,858	6,57,28,897	6,68,522	3,97,40,663	61,65,104	42,09,177	5,07,83,466	11,65,12,363	

Institutions deemed as Universities

Birla Institute of Technology	68,751	3,75,517	38,01,281	84,934	1,45,110	6,10,695	..	8,40,739	46,42,020
Gujarat Vidyapeeth	917	1,84,206	7,52,030	8,451	..	70,442	2,218	81,111	8,33,141
Gurukul Kangri Vishwa-vidyalaya	1,498	87,119	3,58,214	62,815	3,35,641	58,248	2,400	4,59,104	8,17,318
Indian Agricultural Research Institute	Not Available		7,74,000	7,74,000
Indian Institute of Science	1,08,293	6,07,749	88,94,932	3,76,105	..	14,94,707	..	18,70,812	1,07,65,744
Indian School of International Studies	1,74,327	12,36,842	..	3,80,913	25,261	45,951	4,52,125	16,88,967
Jamia Millia Islamia	47,608	3,35,868	15,08,930	55,934	2,90,642	2,74,287	66,220	6,87,083	21,96,013
Kashi Vidyapith	36,342	1,81,405	12,29,476	30,731	2,80,274	1,322	63,727	3,87,953	16,17,429
Tata Institute of Social Sciences	2,929	1,87,101	5,99,617	3,780	1,17,444	1,21,224	7,20,841
TOTAL	2,66,341	21,33,292	1,91,55,322	6,18,970	14,32,580	25,50,641	2,97,960	49,00,151	2,40,55,473
GRAND TOTAL	1,34,52,987	17,73,96,582	1,20,54,05,625	2,13,47,977	20,77,99,452	8,75,54,839	4,93,81,385	36,61,33,603	1,57,15,39,228

*Included in column 2.

TABLE XXI—Statistics of Libraries of Universities and Colleges

University	Number of Volumes at the end of the year				
	University Libraries				
	Books	Periodicals	Manuscripts	Other Volumes	Total
1	2	3	4	5	6
Agra	53,921	25,873	3,432	..	83,226
Aligarh Muslim	2,93,113	1,352	20,316	..	3,14,781
Allahabad †	2,45,175†	816	101	100	2,46,192
Andhra Pradesh Agri.
Andhra	1,36,232	1,009	1,500	..	1,38,741
Annamalai	1,52,841	22,250	149	..	1,75,240
Banaras Hindu	3,14,938	60,885	4,572	13,242	3,93,637
Bangalore	89,100	3,900	68	1,394	94,462
Baroda	2,12,586	22,908	248	11,505	2,47,247
Bhagalpur	22,814	750	23,564
Baroda	33,377	65	33,442
Bombay	2,91,429	7,678	7,182	242	3,06,531
Burdwan	36,240	7,457	3,154	3,000	49,851
Calcutta	3,34,492	95,970	159	4	4,30,625
Delhi	2,52,776	..	175	7,168	2,60,119
Dibrugarh	283	283
Gauhati	63,555	2,205	2,497	4,513	72,770
Gorakhpur	69,552	3,671	..	1,594	74,817
Gujarat	1,92,897	25,434	..	1,09,166	3,27,497
Indira Kala Sangeet	1,604	29	41	330	2,004
Indore	7	7
Jabalpur	33,863	243	34,106
Jadavpur	1,30,787	18,174	..	17,966	1,66,927
Jammu & Kashmir	73,564	1,797	450	2,649	78,460
Jawaharlal Nehru Krishi Vishwavidyalaya
Jiwaji	11,158	11,158
Jodhpur	84,244	2,035	36	..	86,315
Kalyani	39,280	1,129	..	547	40,956
Karnatak	95,107	1,110	219	1,923	98,359
Kerala	1,72,082	11,231	..	9,051	1,92,364
Kurukshetra	51,388	186	1,722	..	53,296
Lucknow	2,16,803	..	2,136	..	2,18,939
Madras	2,10,396	67,086	67	2,246	2,79,795
Magadh	30,674	640	1,382	..	32,696
Marathwada	91,914	757	6	..	92,677
Mysore	1,88,069	393	1,88,462
Nagpur	1,39,967	17,929	6,568	8,324	1,72,788
North Bengal	20,861	230	21,091
Orissa University of Agri. and Technology
Osmania	1,22,493	5,703	6,464	2,164	1,36,824
Panjab	2,29,096	31,484	1,267	8,977	2,70,824
Patna	1,51,023	736	4,125	..	1,55,884
Poona	1,14,454	..	2,492	9,538	1,26,484
Punjab Agri.	36,560	8,464	496	2	45,522
Punjabi	41,539	461	8	..	42,008
Rabindra Bharati	23,827	81	23,908
Rajasthan	1,17,712	6,989	27	1,128	1,25,856
Ranchi	32,902	4,794	102	1,587	39,385
Ravi Shankar	3,119	53	3,172
Roorkee	75,341	2,735	..	2,978	81,054
Sardar Patel	51,804	563	52,367
Saugar	1,11,194	881	..	771	1,12,846
Shivaji	34,729	224	4,338	..	39,291

†Figures pertain to 1964-65.

TABLE XXI—Statistics of Libraries of Universities and Colleges—contd.

1	2	3	4	5	6
S.N.D.T. (Womens)	73,480	609	74,089
Sri Venkateswara	80,923	3,287	84,210
Udaipur	1,000	55	1,055
Uni. of Agricultural Sciences	27,754	775	..	76	28,605
U.P. Agricultural	Not Available				
Utkal	61,171	4,955	1,690	1,258	69,074
Varanaseya Sanskrit Vishwavidyalaya	83,110	6,780	1,02,467	3,393	1,95,750
Vikram	36,637	1,376	..	3,117	41,130
Visva Bharati	1,43,135	46,818	..	4,376	1,94,329
Total	60,40,092	5,33,015	1,79,656	2,34,329	69,87,092
<i>Institutions of National Importance</i>					
All India Institute of Medical Sciences	22,316	9,662	31,978
Hindi Sahitya Sammelan
Indian Institute of Technology, New Delhi	20,000	7,500	..	7,850	35,350
Indian Institute of Technology, Kanpur	38,598	12,522	51,120
Indian Institute of Technology, Kharagpur	64,232	18,807	2,412	595	86,046
Indian Institute of Technology, Madras	48,791	991	49,782
Indian Institute of Technology, Bombay	50,845	12,863	63,708
Indian Statistical Institute	1,10,720	28,000	13,872
Post-Graduate Research Institute in Medicine	4,105	5,480	..	560	10,145
Total	3,59,607	67,825	2,412	37,005	4,66,849
<i>Institutions deemed to be Universities</i>					
Birla Institute of Technology	78,233	355	30	..	78,633
Gujarat Vidyapeeth	84,252	370	84,607
Gurukul Kangri Vishwavidyalaya	62,734	160	..	2,090	64,984
Indian Agricultural Research Institute	1,71,206	3,970	704	2,233	1,78,113
Indian Institute of Science	40,647	45,073	..	23,323	1,09,043
Indian School of International Studies	45,628	501	46,129
Jamia Millia Islamia	25,011	130	1,000	..	26,141
Kashi Vidyapith	70,369	132	1,650	202	72,353
Tata Institute of Social Science	18,760	18,760
Total	5,96,840	50,691	3,384	27,848	6,78,763
GRAND TOTAL	69,96,539	6,51,531	1,85,452	2,99,182	81,32,704

TABLE XXI—Statistics of Libraries of Universities and Colleges—contd.

University	Number of Volumes at the end of the year				
	Libraries of Constituent and Affiliated Colleges				
	Books	Periodicals	Manuscripts	Other Volumes	Total
1	7	8	9	10	11
Agra	11,99,164	1,05,154	1,595	44,019	13,49,932
Aligarh Muslim
Allahabad†	58,351	962	..	1,289	60,602
Andhra Pradesh Agri.	51,684	7,473	..	543	59,700
Andhra	4,81,352	33,457	343	16,954	5,32,106
Annamalai
Banaras Hindu	25,945	1,479	5	1,256	28,685
Bangalore	2,54,942	5,402	40	3,145	2,63,529
Baroda	89,665	4,595	29,962	398	1,24,620
Bhagalpur	2,30,514	9,286	5	13,699	2,53,504
Bihar	2,89,680	21,600	15	10,188	3,21,483
Bombay	9,01,526	78,100	141	20,586	10,00,353
Burdwan	2,80,408	23,236	716	13,322	3,17,682
Calcutta	13,60,033	1,52,709	20,436	66,993	16,00,171
Delhi	6,64,636	20,379	1,829	48,987	7,35,831
Dibrugarh	74,210	40,408	764	4,425	1,19,807
Gauhati	2,70,403	41,236	7	18,215	3,29,861
Gorakhpur	2,41,335	6,528	56	7,107	2,55,026
Gujarat	8,57,981	28,950	788	8,029	8,95,748
Indira Kala Sangeet
Indore	1,48,166	6,142	226	2,783	1,57,317
Jabalpur	1,81,172	11,695	396	5,388	1,98,651
Jadavpur	577	100	677
Jammu & Kashmir	1,90,489	5,020	51	4,787	2,00,347
Jawaharlal Nehru Krishi Vishwavidyalaya	43,543	6,611	480	7,956	58,590
Jiwaji	1,59,412	2,424	106	281	1,62,223
Jodhpur	3,327	50	3,377
Kalyani
Karnatak	3,41,681	14,126	..	1,810	3,57,617
Kerala	11,06,051	56,412	1,600	27,853	11,91,916
Kurukshetra	12,113	48	12,161
Lucknow	1,66,171	10,851	1,130	35	1,78,187
Madras	15,37,102	92,065	740	77,629	11,07,536
Margadh	1,90,563	11,887	15	7,596	2,10,061
Marathwada	1,61,689	5,169	..	2,037	1,68,895
Mysore	5,90,611	14,116	396	7,242	6,12,365
Nagpur	4,87,414	35,340	200	22,444	5,45,398
North Bengal	1,15,582	8,035	92	3,363	1,27,072
Orissa University of Agri. and Technology	18,784	6,844	..	17,732	43,360
Osmania	3,89,059	34,144	241	11,273	4,34,717
Panjab	13,51,991	60,306	9,762	34,928	14,20,987
Patna	1,54,596	13,090	12	1,430	1,69,128
Poona	5,82,010	46,964	4,649	20,384	6,54,007
Punjab Agri.
Punjabi	81,630	1,907	209	526	84,272
Rabindra Bharati
Rajasthan	8,07,198	33,287	709	13,933	8,55,127
Ranchi	2,36,011	40,018	55	15,147	2,91,231
Ravi Shankar	1,70,681	5,703	1,101	1,934	1,79,419
Roorkee
Sardar Patel	92,869	8,171	205	9,159	1,10,404
Saugar	2,48,602	5,540	349	3,375	2,57,866
Shivaji	4,41,575	29,768	6,269	5,457	4,83,069

†Figures pertain to 1964-65.

TABLE XXI—Statistics of Libraries of Universities and Colleges—contd.

1	7	8	9	10	11
S.N.D.T. (Women's)	62,962*	873	..	80	63,915
Sri Venkateswara	2,27,976	7,772	1,383	3,298	2,40,429
Udaipur	1,10,662	7,298	982	3,582	1,22,524
Uni. of Agricultural Sciences
U.P. Agricultural Utkal	3,93,793	44,596	53	8,148	4,46,590
Varanaseya Sanskrit Vishwavidyalaya
Vikram	2,73,491	7,546	27	7,457	2,88,521
Visva Bharati	93,420	1,504	10,259	1,621	1,03,804
Total	1,84,65,802	12,16,376	98,399	6,09,823	2,03,90,400
<i>Institutions of National Importance</i>					
All India Institute of Medical Sciences
Hindi Sahitya Sammelan
Indian Institute of Technology, New Delhi
Indian Institute of Technology, Kanpur
Indian Institute of Technology, Kharagpur
Indian Institute of Technology, Madras
Indian Institute of Technology, Bombay
Indian Statistical Institute
Post Graduate Research Institute in Medicine
Total
<i>Institutions deemed to be Universities</i>					
Birla Institute of Technology
Gujarat Vidyapeeth	3,890	3,890
Gurukul Kangri Vishwavidyalaya	4,988	531	5,519
Indian Agricultural Research Institute
Indian Institute of Science
Indian School of International Studies
Jamia Millia Islamia	17,945	72	110	191	18,318
Kashi Vidyapith	4,413	15	..	643	5,071
Tata Institute of Social Science
Total	31,236	618	110	834	32,798
GRAND TOTAL	1,84,97,038	12,16,994	98,509	6,10,657	2,04,23,198

*As in 1964-65.

56—1 M of E & SW/72

TABLE XXI—Statistics of Libraries of Universities and Colleges—contd.

University	Number of Volumes at the end of the year				
	All Libraries				
	Books	Periodicals	Manuscripts	Other Volumes	Total
1	12	13	14	15	16
Agra	12,53,085	1,31,027	5,027	44,019	14,33,158
Aligarh Muslim	2,93,113	1,352	20,316	..	3,14,781
Allahabad†	3,03,526	1,778	101	1,389	3,06,794
Andhra Pradesh Agri.	51,684	7,473	..	543	59,700
Andhra	6,17,584	34,466	1,843	16,954	6,70,847
Annamalai	1,52,841	22,250	149	..	1,75,240
Banaras Hindu	3,40,883	62,364	4,577	14,498	4,22,322
Bangalore	3,44,042	9,302	108	4,539	3,57,991
Baroda	3,02,251	27,503	30,210	11,903	3,71,867
Bhagalpur	2,53,328	10,036	5	13,699	2,77,068
Bihar	3,23,057	21,665	15	10,188	3,54,925
Bombay	11,92,955	85,778	7,323	20,828	13,06,884
Burdwan	3,16,648	30,693	3,870	16,322	3,67,533
Calcutta	16,94,525	2,48,679	20,595	65,997	20,30,796
Delhi	9,17,412	20,379	2,004	56,155	9,95,950
Dibrugarh	74,493	40,408	764	4,425	1,20,090
Gauhati	3,33,958	43,441	2,504	22,7425	4,02,631
Gorakhpur	3,10,887	10,199	56	8,728	3,29,143
Gujarat	10,50,878	54,384	788	1,17,195	12,23,245
Indira Kala Sangeet	1,604	29	41	330	2,004
Indore	1,48,173	6,142	226	2,783	1,57,324
Jabalpur	2,15,035	11,938	396	5,388	2,32,757
Jadavpur	1,31,364	18,274	..	17,966	1,67,604
Jammu & Kashmir	2,64,053	6,817	501	7,436	2,78,137
Jawaharlal Nehru Krishi Vishwavidyalaya	43,543	6,611	480	7,956	58,593
Jiwaji	1,70,570	2,424	106	281	1,73,321
Jodhpur	87,571	2,085	36	..	89,692
Kalyani	39,280	1,129	..	547	43,956
Karnatak	4,36,788	15,236	219	3,733	4,55,976
Kerala	12,78,133	67,643	1,600	36,904	13,84,280
Kurukshetra	63,501	234	1,722	..	65,457
Lucknow	3,82,974	10,851	3,266	35	3,97,126
Madras	17,47,498	1,59,151	807	79,875	19,87,331
Magadh	2,21,237	12,527	1,397	7,596	2,42,757
Marathwada	2,53,603	5,926	6	2,037	2,61,572
Mysore	7,78,680	14,509	396	7,242	8,00,827
Nagpur	6,27,381	53,269	6,768	30,768	7,18,186
North Bengal	1,36,443	8,265	92	3,363	1,48,163
Orissa University of Agri. and Technology	18,784	6,844	..	17,732	43,360
Osmania	5,11,552	39,847	6,705	13,437	5,71,541
Panjab	15,45,087	91,790	11,029	43,905	16,91,811
Patna	3,05,619	13,826	4,137	1,430	3,25,012
Poona	6,96,464	46,964	7,141	29,922	7,80,491
Punjab Agri.	36,560	8,464	496	2	45,522
Punjabi	1,23,169	2,368	217	526	1,26,280
Rabindra Bharati	23,827	81	23,908
Rajasthan	9,24,910	40,276	736	15,061	9,80,983
Ranchi	2,68,913	44,812	157	16,734	3,30,616
Ravi Shankar	1,73,800	5,756	1,101	1,934	1,82,591
Roorkee	75,341	2,735	..	2,978	81,054
Sardar Patel	1,44,673	8,734	205	9,159	1,62,771
Saugar	3,59,796	6,421	349	4,146	3,70,712
Shivaji	4,76,304	20,992	10,607	5,457	5,22,360

TABLE XXI—Statistics of Libraries of Universities and Colleges—contd.

	1	12	13	14	15	16
S.N.D.T. (Womens)	1,36,442	1,482	80	1,38,004
Sri Venkateswara	3,08,899	11,059	1,383	..	3,298	3,24,639
Udaipur	1,11,662	7,353	982	..	3,582	1,23,579
Uni. of Agricultural Sciences	27,754	775	76	28,605
U.P. Agricultural
Utkal	4,54,964	49,551	1,743	..	9,406	15,664
Varanaseya Sanskrit Vishwavidyalaya	83,110	6,780	1,02,467	..	3,393	1,95,750
Vikram	3,10,128	8,922	27	..	10,574	3,29,651
Visva Bharati	2,33,555	48,322	10,259	..	5,997	2,98,133
Total	2,45,05,894	17,49,391	2,78,055	..	8,44,152	2,73,77,492
<i>Institutions of National Importance</i>						
All India Institute of Medical Sciences	22,316	9,662	31,978
Hindi Sahitya Sammelan
Indian Institute of Technology, New Delhi	20,000	7,500	7,850	35,350
Indian Institute of Technology, Kanpur	38,598	12,522	51,120
Indian Institute of Technology, Kharagpur	64,232	18,807	2,412	..	595	86,046
Indian Institute of Technology, Madras	48,791	991	49,782
Indian Institute of Technology, Bombay	50,845	12,863	63,708
Indian Statistical Institute	1,10,720	28,000	1,38,720
Post Graduate Research Institute in Medicine	4,105	5,480	560	10,145
Total	3,59,607	67,825	2,412	..	37,005	4,66,849
<i>Institutions deemed to be Universities</i>						
Birla Institute of Technology	78,233	370	30	78,633
Gujarat Vidyapeeth	88,142	355	88,497
Gurukul Kangri Vishwavidyalaya	67,722	691	2,090	70,503
Indian Agricultural Research Institute	1,71,206	3,970	704	..	2,233	1,78,113
Indian Institute of Science	40,647	45,073	23,323	1,09,043
Indian School of International Studies	45,628	501	46,129
Jamia Millia Islamia	42,956	202	1,110	..	191	44,459
Kashi Vidyapith	74,782	147	1,650	..	845	77,424
Tata Institute of Social Science	18,760	18,760
Total	6,28,076	51,309	3,494	..	28,682	7,11,561
GRAND TOTAL	2,54,93,577	18,68,525	2,83,961	..	9,09,839	2,85,55,902

TABLE XXI—Statistics of Libraries of Universities and Colleges—contd.

University	Number of Volumes added during the year				
	University Libraries				
	Books	Periodicals	Manuscripts	Other Volumes	Total
1	17	18	19	20	21
Agra	6,542	1,453	398	..	8,333
Aligarh Muslim	39,993	1,352	1,136	..	42,431
Al ahabad†	12,060	44	12,104
An dhra Pradesh Agri.
An dhra	8,569	8,539
Annamalai	6,462	512	6,974
Banaras Hindu	23,760	1,600	..	325	25,685
Bangalore	4,765	4,103	68	907	9,843
Baroda	7,596	1,622	1	1,424	10,643
Bhagalpur	4,460	4,460
Bihar	1,311	4	1,315
Bombay	13,992	493	1	..	14,486
Burdwan	3,790	1,430	1,028	3,000	9,248
Calcutta	8,196	1,223	9,419
Delhi	56,367	2,830	59,197
Dabrugarh	283	283
Gouhati	6,392	49	17	137	6,595
Gujrakhpur	4,262	570	..	437	5,269
Gujarat	96,397	12,769	..	1,09,166	2,18,332
Indira Kala Sangeet	66	226	292
Indore	7	7
Jadavpur	1,471	125	1,59
Jadavpur	11,158	1,036	..	4,049	16,24
Jammu & Kashmir	16,817	558	..	700	18,07
Jawaharlal Nehru Krishi Vishwavidyalaya
Jiwaji	8,249	8,249
Jodhpur	5,989	182	10	..	6,181
Kalyani	3,500	400	..	60	3,960
Karnatak	7,474	176	13	255	7,918
Kerala	16,073	2,352	..	70	18,495
Kurukshetra	4,403	225	376	..	5,004
Lucknow	4,873	..	60	..	4,933
Madras	6,215	1,214	7,429
Magadh	4,443	140	4,533
Marathwada	7,706	87	7,793
Mysore	6,443	6,443
Nagpur	8,770	..	550	500	9,820
North Bengal	8,280	30	8,310
Orissa University of Agri. and Technology
Osmania	4,660	211	..	1,933	6,854
Panjab	13,606	3,219	104	433	17,412
Patna	10,722	369	291	..	11,332
Poona	7,561	..	17	367	7,945
Punjab Agri.	4,480	1,655	96	..	6,231
Punjabi	14,864	55	8	..	14,927
Rabindra Bharati	1,873	20	1,893
Rajasthan	18,934	1,595	20,529
Ranchi	5,659	553	..	395	6,607
Ravi Shankar	3,119	53	3,172
Roorkee	6,699	665	7,364
Sardar Patel	5,846	8	5,854
Saugar	10,358	881	..	771	12,010
Shivaji	9,335	63	1,838	..	11,236

TABLE XXI—*Statistics of Libraries of Universities and Colleges—contd.*

1	17	18	19	20	21
S.N.D.T. (Women's)	9,102	282	9,384
Sri Venkateswara Udaipur	25,391	828	26,219
Uni. of Agricultural Sciences	924	204	1,128
U.P. Agricultural Utkal	3,950	306	24	..	4,280
Varanaseya Sanskrit Vishwavidyalaya	4,859	552	5,874	..	11,285
Vikram	5,769	400	6,169
Visva Bharati	10,033	5,028	..	1,263	16,324
Total	6,04,878	50,696	11,910	1,29,348	7,96,832
<i>Institutions of National Importance—</i>					
All India Institute of Medical Sciences	2,105	1,114	3,219
Hindi Sahitya Sammelan
Indian Institute of Tech- nology, New Delhi	6,332	2,793	..	900	10,025
Indian Institute of Tech- nology, Kanpur	6,246	5,009	11,255
Indian Institute of Tech- nology, Kharagpur	4,949	1,272	145	448	6,814
Indian Institute of Tech- nology, Madras	3,626	3,626
Indian Institute of Tech- nology, Bombay	4,795	1,648	6,443
Indian Statistical Insti- tute	3,598	2,780	6,378
Post Graduate Research Institute in Medicine	306	532	..	40	878
Total	31,957	12,368	145	4,168	48,638
<i>Institutions deemed to be Universities—</i>					
Birla Institute of Tech- nology	4,205	10	4,215
Gujarat Vidyapeeth	7,361	70	7,431
Gurukul Kangri Vish- wavidyalaya	2,692	82	..	2,090	4,864
Indian Agricultural Res- earch Institute	1,388	2,370	204	1,833	5,795
Indian Institute of Science	3,723	1,231	..	2,099	7,053
Indian School of Inter- national Studies	4,239	56	4,295
Jamia Millia Islamia	1,483	40	1,523
Kashi Vidyapith	2,878	88	2,966
Tata Institute of Social Science	856	856
Total	28,825	3,859	204	6,110	38,998
GRAND TOTAL	6,65,660	66,923	12,259	1,39,626	8,84,468

TABLE XXI—Statistics of Libraries of Universities and Colleges—contd.

University	Number of Volumes added during the year				
	Libraries of Constituent and Affiliated Colleges				
	Books	Periodicals	Manuscripts	Other Volumes	Total
1	22	23	24	25	26
Agra	1,42,725	15,355	96	4,193	1,62,369
Aligarh Muslim
Allahabad†	3,838	22	..	87	3,947
Andhra Pradesh Agri.	3,07	355	..	72	3,384
Andhra	25,814	2,798	63	108	29,383
Annamalai
Banaras Hindu	1,898	230	..	1	2,129
Bangalore	23,581	1,564	..	105	25,250
Baroda	4,819	724	432	..	5,995
Bhagalpur	18,823	1,860	..	206	20,889
Bihar	24,278	2,862	..	1,005	28,160
Bombay	64,381	8,004	..	1,619	74,004
Burdwan	24,278	3,534	6	400	28,218
Calcutta	81,813	13,249	1,011	5,726	1,01,799
Delhi	70,003	2,411	793	15,540	88,747
Dibrugarh	5,990	13,243	331	1,459	21,023
Gauhati	33,299	5,506	..	6,796	45,601
Gorakhpur	30,574	2,053	16	3,136	35,779
Gujarat	1,20,305	2,246	4	2,549	1,25,104
Indira Kala Sangeet
Indore	19,816	915	23	908	21,662
Jabalpur	12,568	812	38	2,410	15,828
Jadavpur	26	100	126
Jammu & Kashmir	19,354	953	..	160	20,467
Jawaharlal Nehru Krishi Vishwavidyalaya	2,548	944	35	645	4,172
Jiwaji	11,629	212	11,141
Jodhpur	1,014	23	1,037
Kalyani
Karnatak	36,284	3,085	..	202	39,571
Kerala	1,47,077	12,656	18	6,422	1,66,173
Kurukshetra	3,484	19	3,503
Lucknow	10,819	667	326	35	11,847
Madras	1,08,292	5,248	..	5,673	1,19,213
Magadh	20,665	518	..	450	21,633
Marathwada	27,026	731	..	96	27,853
Mysore	17,525	313	391	328	18,557
Nagpur	61,394	2,501	31	1,112	65,038
North Bengal	11,237	1,924	77	416	13,654
Orissa University of Agri. and Technology	1,296	3,000	..	3,139	7,435
Osmania	50,445	4,059	..	2,281	56,785
Panjab	1,08,481	8,989	142	4,472	1,22,084
Patna	4,281	278	..	65	4,624
Poona	49,241	1,616	..	2,525	53,382
Punjab Agri.
Punjabi	3,625	28	3,653
Rabindra Bharati
Rajasthan	89,231	3,077	305	1,353	93,966
Ranchi	29,440	5,412	..	4,058	38,910
Ravi Shankar	24,334	1,201	751	389	26,675
Roorkee
Sardar Patel	11,079	665	..	347	12,091
Saugar	39,800	2,247	135	394	42,576
Shivaji	46,888	4,497	109	219	51,713

TABLE XXI—*Statistics of Libraries of Universities and Colleges—contd.*

1	22	23	24	25	26
S.N.D.T. (Women's)	6200	150	6,350
Sri Venkateswara	24,426	925	..	598	25,949
Udaipur	13,360	2,640	91	260	16,351
Uni. of Agricultural Sciences
U.P. Agricultural
Utkal	42,748	7,027	10	1,701	51,486
Varanaseya Sanskrit Vishwavidyalaya
Vikram	36,446	4,378	4	842	41,670
Visva Bharati	3,738	463	90	199	4,490
Total	17,75,308	1,58,189	5,348	85,301	20,24,146
<i>Institutions of National Importance—</i>					
All India Institute of Medical Sciences
Hindi Sahitya Sammelan
Indian Institute of Technology, New Delhi
Indian Institute of Technology, Kanpur
Indian Institute of Technology, Kharagpur
Indian Institute of Technology, Madras
Indian Institute of Technology, Bombay
Indian Statistical Institute
Post Graduate Research Institute in Medicine
Total
<i>Institutions deemed as Universities—</i>					
Birla Institute of Technology
Gujarat Vidyapeeth	252	252
Gurukul Kangri Vishwavidyalaya	131	5	136
Indian Agricultural Research Institute
Indian Institute of Science
Indian School of International Studies
Jamia Millia Islamia	1,438	10	21	40	1,509
Kashi Vidyapith	1,000	1,000
Tata Institute of Social Science
Total	2,821	15	21	40	2,897
GRAND TOTAL	17,78,129	1,58,204	5,369	85,341	20,27,043

TABLE XXI—*Statistics of Libraries of Universities and Colleges—contd.*

University	Number of Volumes added during the year				
	All Libraries				
	Books	Periodicals	Manuscripts	Other Volumes	Total
1	27	28	29	30	31
Agra	1,49,267	16,808	494	4,193	1,70,762
Aligarh Muslim	39,993	1,352	1,136	..	42,481
Allahabad	15,898	66	..	87	16,051
Andhra Pradesh Agri.	3,057	255	..	72	3,384
Andhra	34,383	2,798	63	708	37,952
Annamalai	6,462	512	6,974
Banaras Hindu	25,658	1,830	..	326	27,814
Bangalore	28,346	5,667	68	1,012	35,093
Baroda	12,415	2,346	453	1,424	16,638
Bhagalpur	23,283	1,860	..	206	25,349
Bihar	25,604	2,866	..	1,005	29,475
Bombay	78,373	8,497	1	1,619	88,490
Burdwan	28,068	4,964	1,034	3,400	37,466
Calcutta	90,009	14,472	1,011	5,726	1,11,218
Delhi	1,26,370	2,411	793	18,370	1,47,944
Dibrugarh	6,273	13,243	331	1,459	21,306
Gauhati	39,691	5,555	17	6,933	52,196
Gorakhpur	34,836	2,623	16	3,573	41,048
Gujarat	2,16,702	15,015	4	1,11,715	3,43,436
Indira Kala Sangeet	66	226	292
Indore	19,823	915	23	908	21,669
Jabalpur	14,039	937	38	2,410	17,424
Jadavpur	11,184	1,136	..	4,049	16,369
Jammu & Kashmir	36,171	1,511	..	860	38,542
Jawaharlal Nehru Krishi- Vishwavidyalaya	2,548	944	35	645	4,172
Jiwaji	19,878	212	20,090
Jodhpur	7,003	205	10	..	7,218
Kalyani	3,500	400	..	60	3,960
Karnatak	43,758	3,261	13	457	47,489
Kerala	1,63,150	15,008	18	6,492	1,84,668
Kurukshetra	7,887	244	376	..	8,507
Lucknow	15,692	667	386	35	16,780
Madras	1,14,507	6,462	..	5,673	1,26,542
Magadh	25,108	658	..	450	26,216
Marathwada	34,732	818	..	96	35,646
Mysore	23,968	313	391	328	25,000
Nagpur	70,164	2,501	581	1,612	74,858
North Bengal	19,517	1,954	77	416	21,964
Orissa University of Agri- and Technology	1,296	3,000	..	3,139	7,435
Osmania	55,105	4,270	..	4,264	63,639
Panjab	1,22,087	12,208	246	4,955	1,39,496
Patna	15,003	647	291	65	16,006
Poona	56,802	1,616	17	2,892	61,327
Punjab Agricultural	4,480	1,655	96	..	6,231
Punjabi	18,489	83	8	..	18,580
Rabindra Bharati	1,873	20	1,893
Rajasthan	1,08,165	4,672	305	1,353	1,14,495
Ranchi	35,099	5,965	..	4,453	45,517
Ravi Shankar	27,453	1,254	751	389	29,847
Roorkee	6,699	665	7,364
Sardar Patel	16,925	673	..	347	17,945
Saugar	50,158	3,128	135	1,165	54,586
Shivaji	56,223	4,560	1,947	210	62,949

TABLE XXI—Statistics of Libraries of Universities and Colleges—contd.

1	27	28	29	30	31
S.N.D.T. (Women's)	15,302	432	15,734
Sri Venkateswara .	49,817	1,753	..	598	52,168
Udaipur	13,360	2,640	91	260	16,351
Uni. of Agricultural Science	924	204	1,128
U.P. Agricultural Utkal	46,698	7,333	34	1,701	55,766
Varanaseya Sanskrit Vishwavidyalaya .	4,859	552	5,874	..	11,285
Vikram	42,215	4,778	4	842	47,839
Visva Bharati . . .	13,771	5,491	90	1,462	20,814
Total	23,80,186	2,08,885	17,258	2,14,649	28,20,978
<i>Institutions of National Importance—</i>					
All India Institute of Medical Sciences .	2,105	1,114	3,219
Hindi Sahitya Sammelan	Not Available		
Indian Institute of Tech- nology, New Delhi	6,332	2,793	..	900	10,025
Indian Institute of Tech- nology, Kanpur . .	6,246	5,009	11,255
Indian Institute of Tech- nology, Kharagpur .	4,949	1,272	145	448	6,814
Indian Institute of Tech- nology, Madras . .	3,626	3,626
Indian Institute of Tech- nology, Bombay . .	4,795	1,648	6,443
Indian Statistical Insti- tute	3,598	2,780	6,378
Post Graduate Research Institute in Medicine	306	532	..	40	878
Total	31,957	12,368	145	4,168	48,638
<i>Institutions deemed as Universities—</i>					
Birla Institute of Tech- nology	4,205	10	4,215
Gujarat Vidyapeeth . .	7,613	70	7,683
Gurukul Kangri Vish- wavidyalaya	2,823	87	..	2,090	5,000
Indian Agricultural Res- earch Institute . . .	1,388	2,370	204	1,883	5,795
Indian Institute of Science	3,723	1,231	..	2,099	7,053
Indian School of Inter- national Studies . .	4,239	56	4,295
Jamia Millia Islamia . .	2,921	50	21	40	3,032
Kashi Vidyapith . . .	3,878	88	3,966
Tata Institute of Social Science	856	856
Total	31,646	3,874	225	6,150	41,895
GRAND TOTAL . . .	24,43,789	2,25,127	17,628	2,24,967	29,11,511

TABLE XXI—Statistics of Libraries of Universities and Colleges—contd.

University	Number of Volumes issued during the year		
	University Library	Lib. of the Const. and Affiliated Colleges	Total
1	32	33	34
Agra	4,540	12,94,512	12,29,352
Aligarh* Muslim	55,135	..	55,135
Allahabad	1,43,578	1,26,733	2,70,311
Andhra Pradesh Agri.	29,648	29,648
Andhra	1,50,000	4,97,369	6,47,369
Annamalai	67,479	..	67,479
Banaras Hindu	1,01,188	23,308	1,24,496
Bangalore	88,422	3,40,382	4,28,804
Baroda	3,67,931	1,11,756	4,79,687
Bhagalpur	11,572	1,29,678	1,41,250
Bihar	22,316	2,12,455	2,34,771
Bombay	2,48,788	15,91,646	18,40,434
Burdwan	1,33,825	3,59,767	4,93,592
Calcutta	4,14,424	19,19,930	23,34,354
Delhi	2,67,693	14,57,952	17,25,645
Dibrugarh	51,180	51,180
Gauhati	53,250	2,12,619	2,65,869
Gorakhpur	27,487	2,82,934	3,10,421
Gujarat	92,672	5,46,451	6,39,123
Indira Kala Sangeet	4,800	..	4,800
Indore	1,80,198	1,80,198
Jabalpur	Not Available
Jadavpur	1,06,058	260	1,06,318
Jammu & Kashmir	57,387	2,54,283	3,11,670
Jawaharlal Nehru Krishi Vishwavidyalaya	Not Available
Jiwaji	Not Available
Jodhpur	22,443	5,986	28,429
Kalyani	23,580	..	23,580
Karnatak	42,960	5,91,084	6,34,044
Kerala	2,65,823	18,31,428	20,97,251
Kurukshetra	68,931	18,290	87,221
Lucknow	68,561	..	68,561
Madras	69,911	13,18,991	13,88,902
Magadh	2,815	96,227	99,042
Marathwada	18,797	1,13,369	1,32,166
Mysore	62,287	2,21,259	2,83,546
Nagpur	95,072	6,17,708	7,12,780
North Bengal	14,612	1,95,377	2,09,989
Orissa University of Agri. and Technology	1,92,585	1,92,585
Osmania	62,406	4,81,030	5,43,436
Panjab	2,37,548	15,06,880	17,44,428
Patna	57,667	99,622	1,56,689
Poona	1,90,454	7,38,128	9,28,582
Punjab Agricultural	72,534	..	72,534
Punjabi	13,917	95,505	1,09,422
Rabindra Bharati	7,226	..	7,226
Rajasthan	1,09,623	8,13,405	9,23,028
Ranchi	37,645	2,20,959	2,58,604
Ravi Shankar	1,114	1,02,467	1,03,581
Roorkee	81,720	..	81,720
Sardar Patel	43,960	93,687	1,37,647
Saugar	45,000	2,33,505	2,78,505
Shivaji	5,797	9,04,334	9,10,311

TABLE XXI—Statistics of Libraries of Universities and Colleges—concl'd.

1	32	33	34
S.N.D.T. (Women's)	39,358	16,904	56,262
Shri Venkateswara	33,002	2,40,912	2,73,914
Udaipur	2,04,904	1,63,221	3,68,125
Uni. of Agricultural Science	26,500	..	26,500
U.P. Agricultural
Utkal	31,410	4,34,460	4,65,870
Varanaseya Sanskrit Vishwavidyalaya	6,894	..	6,894
Vikram	53,564	2,86,190	3,39,754
Visva Bharati	31,227	26,053	57,280
Total	45,67,202	2,12,82,627	2,58,49,829
<i>Institutions of National Importance—</i>			
All India Institute of Medical Sciences.		Not Available	
Hindi Sahitya Sammelan		Not Available	
Indian Institute of Technology, New Delhi	70,000	..	70,000
Indian Institute of Technology, Kanpur	98,000	..	98,000
Indian Institute of Technology, Kharagpur	1,10,531	..	1,10,531
Indian Institute of Technology, Madras	71,500	..	71,500
Indian Institute of Technology, Bombay	69,039	..	69,039
Indian Statistical Institute	49,614	..	49,614
Post Graduate Research Institute in Medicine	58,700	..	58,700
Total	5,27,384	..	5,27,384
<i>Institutions deemed as Universities—</i>			
Birla Institute of Technology	75,980	..	75,980
Gujarat Vidyapeeth	63,393	897	64,290
Gurukul Kangri Vishwavidyalaya	15,412	878	16,290
Indian Agricultural Research Institute	20,121	..	20,121
Indian Institute of Science	28,043	..	28,043
Indian School of International Studies	16,945	..	16,945
Jamia Millia Islamia	5,511	22,500	28,011
Kashi Vidyapith	18,693	3,857	22,550
Tata Institute of Social Science	6,000	..	6,000
Total	2,50,098	28,132	2,78,230
GRAND TOTAL	53,44,684	2,13,10,759	2,66,55,443

TABLE XXII--*Hostel Facilities Available in Universities and Colleges*

University	Number of Hostels							Total
	Managed by							
	Universities		University/ Constt. Colleges		Associated/ Affiliated Col- leges			
	For Boys	For Girls	For Boys	For Girls	For Boys	For Girls		
1	2	3	4	5	6	7	8	
Agra	1	1	95	7	104	
Aligarh Muslim	30	3	33	
Allahabad	5	1	2	1	6	..	15	
Andhra Pradesh Agricultural	4	1	5	
Andhra	2	1	32*	19*	54	
Annamalai	10	2	12	
Banaras Hindu.	19	3	9	7	38	
Bangalore	2	..	13	1	16	
Baroda	10	3	13	
Bhagalpur	1	..	5	2	37	2	47	
Bihar	8	2	46	2	58	
Bombay	2	..	40	10	52	
Burdwan	3	1	65	12	81	
Calcutta	9	3	134	29	175	
Delhi	2	..	14	9	25	
Dibrugarh	26	9	35	
Gauhati	13	3	1	..	61	14	92	
Gorakhpur	1	45	2	48	
Gujarat	1	1	107	23	132	
Indira Kala Sangeet	1	1	2	
Indore	12	2	2	1	17	
Jabalpur	23	7	30	
Jadavpur	4	1	5	
Jammu & Kashmir	2	23	3	28	
Jawaharlal Nehru Krishi Vishwa Vidyalaya	20	20	
Jiwaji	14	3	8	2	27	
Jodhpur	20	1	1@	..	22	
Kalyani	5	2	7	
Karnatak	1	1	6	1	33	11	53	
Kerala	..	1	121	75	197	
Kurukshetra	3	2	2	..	7	
Lucknow	7	1	8	2	5	6	29	
Madras	3	..	26	19	136	70	254	
Magadh	1	..	9	..	18	1	29	
Marathwada	18	3	21	
Mysore	3	1	2	..	40	10	56	
Nagpur	2	1	2	..	38	7	50	
North Bengal	2	1	4	2	13	9	31	
Orissa University of Agricul- ture and Technology	5	5	
Osmania	6	1	3	1	7	4	22	
Panjab	6	3	132	45	186	
Patna	4	1	25	5	35	
Poona	2	1	27	10	28	7	75	
Panjab Agri.	6	6	
Punjabi	10	4	14	
Rabindra Bharati	
Rajasthan	2	2	2	1	78	18	103	
Ranchi	3	2	7	3	56	3	74	

*Includes Oriental Colleges.

@Combined hostel for boys and girls.

TABLE XXII—*Hostel Facilities Available in Universities and Colleges—contd.*

1	2	3	4	5	6	7	8
Ravi Shankar	15	2	8	3	28
Roorkee	8	1	9
Sardar Patel	2	1	16	2	21
Saugar	2	1	20	4	27
Shivaji	53	17	70
S.N.D.T. (Women's)	1	..	1	..	3	5
Shri Venkateswara	6	1	17	7	31
Udaipur	10	1	7	1	19
University of Agricultural Sciences
U.P. Agricultural	7	7
Utkal	1	1	7	..	80	19	108
Varanaseya Sanskrit Vishwavidyalaya	4	4
Vikram	1	1	21	4	10	1	38
Visva Bharati	12	3	15
Total	218	47	347	93	1,650	467	2,822

Institutions of National Importance--

All India Institute of Medi- cal Sciences	8	2	10
Hindi Sahitya Sammelan
Indian Institute of Tech- nology, New Delhi	6	1	7
Indian Institute of Tech- nology, Kanpur	3	3
Indian Institute of Tech- nology, Kharagpur	9	1	10
Indian Institute of Tech- nology, Madras	8	8
Indian Institute of Tech- nology, Bombay	8	1	9
Indian Statistical Institute	3	1	4
Post-Graduate Research Institute in Medicine	3	1	4
Total	48	7	55

Institutions deemed as Universities--

Birla Institute of Tech- nology and Science	11	1	12
Gujarat Vidyapeeth	2	1	3
Gurukul Kangri Vishwa- vidyalaya	1	1	2
Indian Agricultural Res- earch Institute	3	1	4
Indian Institute of Science	1	1	2
Indian School of Interna- tional Studies	1	1
Jamia Millia Islamia	3	1	4
Kashi Vidyapith	1	1	2
Tata Institute of Social Sciences	2	1	3
Total	25	7	..	1	33
GRAND TOTAL	291	61	347	94	1,650	467	2,910

TABLE XXII—*Hostel Facilities Available in Universities and Colleges—contd.*

University	Number of Hostels						Total
	Approved by						
	Universities		Univ./Constt. Colleges		Affiliated/Associa- ted Colleges		
	For Boys	For Girls	For Boys	For Girls	For Boys	For Girls	
1	9	10	11	12	13	14	1
Agra	20	4	24
Aligarh Muslim
Allahabad	6	6
Andhra Pradesh Agricultural
Andhra	13	..	13
Annamalai
Banaras Hindu
Bangalore	2	1	3
Baroda
Bhagalpur	14	1	15
Bihar	4	2	6
Bombay	..	1	22	12	35
Burdwan	1	18	2	21
Calcutta	8	4	23	10	45
Delhi	1	2	3
Dibrugarh	6	2	8
Gauhati	18	8	26
Gorakhpur	5	..	5
Gujarat	14	1	15
Indira Kala Sangeet
Indore	2	1	3	..	6
Jabalpur	8	3	11
Jadavpur
Jammu & Kashmir
Jawaharlal Nehru Krishi Vishwavidyalaya
Jiwaji	1	3	1	5
Jodhpur
Kalyani
Karnatak	8	4	12
Kerala	4	4	118	96	222
Kurukshetra
Lucknow
Madras	52	9	48	16	125
Magadh	2	..	1	..	3
Marathwada	29	5	34
Mysore	18	7	25
Nagpur	2	..	2	..	65	32	101
North Bengal	4	1	5
Orissa University of Agricul- ture and Technology
Osmania	12	5	17
Panjab	9	4	13
Patna	2	2
Poona	4	2	1	..	7
Punjab Agri.
Punjabi
Rabindra Bharati
Rajasthan	1	9	1	11
Ranchi	5	4	6	5	20

TABLE XXII—*Hostel Facilities Available in Universities and Colleges—contd.*

	1	9	10	11	12	13	14	15
Ravi Shankar	1	1	5	1	8
Roorkee
Sardar Patel	4	2	6
Saugar	9	1	10
Shivaji	71	9	80
S.N.D.T. (Women's)	10	10
Shri Venkateswara	1	..	12	5	18
Udaipur	1	1
University of Agricultural Sciences
U.P. Agricultural
Utkal	1	1	16	2	20
Varanaseya Sanskrit
Vishwa vidyalaya
Vikram	1	..	4	..	5
Visva Bharati
Total	23	10	99	37	594	239	1,002	
<i>Institutions of National Importance—</i>								
All India Institute of Medi- cal Sciences
Hindi Sahitya Sammelan
Indian Institute of Tech- nology, New Delhi
Indian Institute of Tech- nology, Kanpur
Indian Institute of Tech- nology, Kharagpur
Indian Institute of Tech- nology, Madras
Indian Institute of Tech- nology, Bombay
Indian Statistical Institute . Post-Graduate Research Institute in Medicine
Total
<i>Institutions deemed as Uni- versities—</i>								
Birla Institute of Technology and Science
Gujarat Vidyapeeth
Gurukul Kangri Vishwa- vidyalaya
Indian Agricultural Res- earch Institute
Indian Institute of Science
Indian School of Interna- tional Studies
Jamia Millia Islamia
Kashi Vidyapith
Tata Institute of Social Sciences
Total
GRAND TOTAL	23	10	99	37	594	239	1,002	

TABLE XXII—Hostel Facilities Available in Universities and Colleges—contd.

University	Number of Hostels						Total
	Total						
	Universities		University/ Constituent Colleges		Affiliated/ Associated Colleges		
	For Boys	For Girls	For Boys	For Girls	For Boys	For Girls	
1	16	17	18	19	20	21	22
Agra	1	1	115	11	128
Aligarh Muslim	30	3	33
Allahabad	11	1	2	1	6	..	21
Andhra Pradesh Agricultural	4	1	5
Andhra	2	1	45	19	67
Annamalai	10	2	12
Banaras Hindu	19	3	9	7	38
Bangalore	2	..	15	2	19
Baroda	10	3	13
Bhagalpur	1	..	5	2	51	3	62
Bihar	8	2	50	4	64
Bombay	2	1	62	22	87
Burdwan	4	1	83	14	102
Calcutta	17	7	157	39	220
Delhi	2	..	15	11	28
Dibrugarh	32	11	43
Gauhati	13	3	1	..	79	22	118
Gorakhpur	1	50	2	53
Gujarat	1	1	121	24	147
Indira Kala Sangeet	1	1	2
Indore	14	3	5	1	23
Jabalpur	81	10	41
Jadavpur	4	1	5
Jammu & Kashmir	2	23	3	28
Jawaharlal Nehru Vishwavidyalaya	20	20
Jiwaji	14	4	11	3	32
Jodhpur	20	1	1	..	22
Kalyani	5	2	7
Karnatak	1	1	6	1	41	15	65
Kerala	4	5	239	171	419
Kurukshetra	3	2	2	..	7
Lucknow	7	1	8	2	5	6	29
Madras	3	..	78	28	184	86	379
Magadh	1	..	11	..	19	1	32
Marathwada	47	8	55
Mysore	3	1	2	..	58	17	81
Nagpur	4	1	4	1	103	39	152
North Bengal	2	1	4	2	17	10	36
Orissa University of Agri- culture and Technology	5	5
Osmania	6	1	3	1	19	9	39
Panjab	6	3	141	49	199
Patna	4	1	25	7	37
Poona	2	1	31	12	29	7	82
Punjab Agricultural	6	6
Punjabi	10	4	14
Rabindra Bharati
Rajasthan	3	2	2	1	87	19	114
Ranchi	3	2	12	7	62	8	94

TABLE XXII--*Hostel Facilities Available in Universities and Colleges—contd.*

	1	16	17	18	19	20	21	22
Ravi Shankar	16	3	13	4	36
Roorkee	8	1	9
Sardar Patel	2	1	20	4	27
Saugar	2	1	29	5	87
Shivaji	124	26	150
S.N.D.T. Women's	1	1	..	13	15
Sri Venkateswara	7	1	29	..	12	49
Udaipur	10	1	7	..	2	20
University of Agri. Sciences
U.P. Agricultural	7	7
Utkal	2	2	7	96	21	128
Varanaseya Sanskrit Vishwavidyalaya	4	4
Vikram	1	1	22	4	14	..	1	43
Visva Bharati	12	3	15
Total	241	57	446	131	2,244	706	3,825	
<i>Institutions of National Importance</i>								
All India Institute of Medi- cal Sciences	8	2	19
Hindi Sahitya Sammelan
Indian Institute of Tech- nology, New Delhi	6	1	7
Indian Institute of Tech- nology, Kanpur	3	3
Indian Institute of Tech- nology, Kharagpur	9	1	10
Indian Institute of Tech- nology, Madras	8	8
Indian Institute of Tech- nology, Bombay	8	1	9
Indian Statistical Institute Post-Graduate Research Institute in Medicine	3	1	4
Total	48	7	55
<i>Institutions deemed as Uni- versities</i>								
Birla Institute of Technology and Science	11	1	12
Gujarat Vidyapeeth	2	1	3
Gurukul Kangri Vishwa- vidyalaya	1	1	2
Indian Agricultural Research Institute	3	1	4
Indian Institute of Science	1	1	2
Indian School of Interna- tional Studies	1	1
Jamia Millia Islamia	3	1	4
Kashi Vidyapith	1	1	2
Tata Institute of Social Sciences	2	1	3
Total	25	7	..	1	33
GRAND TOTAL	314	71	446	132	2,244	766	3,913	

TABLE XXII—*Hostel Facilities Available in Universities and Colleges—contd.*

University	Intake Capacity in the Hostels Managed by						Total
	University	University/ Constituent Colleges	University/ Constituent Colleges	University/ Constituent Colleges	Associated/ Affiliated colleges	Associated/ Affiliated colleges	
1	23	24	25	26	27	28	29
Agra	140	50	8,140	505	8,835
Aligarh Muslim	2,527	204	2,731
Allahabad	756	158	145	31	1,346	16	2,452
Andhra Pradesh Agricultural	1,136	36	1,172
Andhra	1,546	96	4,147	1,765	7,554
Annamalai	1,818	174	1,992
Banaras Hindu	4,143	378	60	195	4,776
Bangalore	526	6	496	375	1,403
Baroda	1,354	531	1,885
Bhagalpur	45	..	448	85	1,942	33	2,553
Bihar*	529	157	2,567	136	3,389
Bombay	348	..	3,481	650	4,479
Burdwan	297	99	5,250	489	6,135
Calcutta	423	165	10,544	1,637	12,769
Delhi	330	..	1,659	1,287	3,276
Dibrugarh	1,855	445	2,300
Gauhati	914	186	100	..	3,402	590	5,192
Gorakhpur	300	2,292	29	2,621
Gujarat	200	96	8,953	812	10,061
Indira Kala Sangeet	12	5	17
Indore	1,074	94	65	100	1,333
Jabalpur	2,426	596	3,022
Jadavpur	820	80	900
Jammu & Kashmir	199	2,165	180	2,544
Jawaharlal Nehru Vishwavidyalaya	1,452	1,452
Jiwaji	986	167	393	118	1,664
Jodhpur	714	40	120	80	954
Kalyani	1,200	200	1,400
Karnatak	261	60	295	100	2,785	462	3,963
Kerala	..	276	12,019	6,354	18,649
Kurukshetra	678	311	140	..	1,129
Lucknow	770	100	1,392	232	472	478	3,444
Madras	290	..	5,768	1,862	22,169	5,528	35,617
Magadh	27	..	375	..	953	16	1,371
Marathwada	1,843	185	2,028
Mysore	495	30	410	..	5,619	1,067	7,621
Nagpur	230	30	185	..	3,360	440	4,245
North Bengal	288	116	516	52	822	226	2,020
Orissa University of Agri- cultural and Technology	996	996
Osmania	860	40	319	200	1,858	150	3,427
Panjab	1,721	631	11,891	4,098	18,341
Patna	338	178	2,276	338	3,130
Poona	130	62	3,164	630	2,699	218	6,903
Punjab Agricultural	1,206	1,206
Punjabi	1,242	403	1,645
Rabindra Bharati
Rajasthan	124	96	300	100	5,185	1,078	6,883
Ranchi	90	50	586	133	6,501	180	7,540

*Number of Residents.

TABLE XXII—*Hostel Facilities Available in Universities and Colleges—contd.*

	23	24	25	26	27	28	29
Ravi Shankar	1,381	60	465	162	2,068
Roorkee	2,326	55	2,381
Sardar Patel	264	216	2,716	210	3,406
Saugar	792	100	1,303	40	2,235
Shivaji	2,962	457	3,419
S.N.D.T. Women's	134	..	150	..	183	467
Sri Venkateswara	750	110	2,750	534	4,144
Udaipur	832	8	496	106	1,442
University of Agricultural Sciences
U.P. Agricultural	1,170	1,170
Utkal	297	100	916	..	6,203	800	8,316
Varanaseya Sanskrit Vishwa- vidyalaya	400	400
Vikram	110	80	1,308	331	914	180	2,923
Visva Bharati	485	248	733
Total	31,339	4,879	36,616	7,900	1,50,318	31,071	2,62,123
<i>Institutions of National Importance—</i>							
All India Institute of Medi- cal Sciences	495	161	656
Hindi Sahitya Sammelan
Indian Institute of Tech- nology, New Delhi	1,496	20	1,516
Indian Institute of Tech- nology, Kanpur	1,212	1,212
Indian Institute of Tech- nology, Kharagpur	2,500	50	2,550
Indian Institute of Tech- nology, Madras	1,580	1,580
Indian Institute of Tech- nology, Bombay	2,000	75	2,075
Indian Statistical Institute	132	35	217
Post-Graduate Research Institute in Medicine	143	51	194
Total	9,608	392	10,000
<i>Institutions deemed as Uni- versities—</i>							
Birla Institute of Technology and Science	1,605	80	1,685
Gujarat Vidyapeeth	224	80	304
Gurukul Kangri Vishwa- vidyalaya	120	40	160
Indian Agricultural Research Institute	349	10	359
Indian Institute of Science	534	20	554
Indian School of Interna- tional Studies	44	44
Jamia Millia Islamia	120	40	160
Kashi Vidyapith	140	80	220
Tata Institute of Social Sciences	80	40	120
Total	3,216	350	..	40	3,606
GRAND TOTAL	44,163	5,621	36,616	7,940	1,50,318	31,071	2,75,729

*Number of Residents.

TABLE XXII—*Hostel Facilities Available in Universities and Colleges—contd.*

University	Number of Residents in the Hostels* Approved by						Total
	University	University/ Constituent Colleges		Affiliated/ Associated Colleges			
1	30	31	32	33	34	35	36
Agra	1,363	197	1,560
Aligarh Muslim
Allahabad	853	853
Andhra Pradesh Agricultural
Andhra	549	114	663
Annamalai
Banaras Hindu
Bangalore	372	144	516
Baroda
Bhagalpur	489	8	497
Bihar*	92	12	104
Bombay	..	3	611	90	704
Burdwan	51	899	20	970
Calcutta	509	170	856	159	1,694
Delhi	30	11	41
Dibrugarh	65	94	159
Gauhati	280	110	390
Gorakhpur	144	..	144
Gujarat	62	2	64
Indira Kala Sangect
Indore	12	6	10	..	28
Jabalpur	239	14	253
Jadavpur
Jammu & Kashmir
Jawaharlal Nehru Krishi Vishwavidyalaya
Jiwaji	21	214	20	255
Jodhpur
Kalyani
Karnatak	1,149	47	1,196
Kerala	102	65	3,149	2,610	5,926
Kurukshetra
Lucknow
Madras	863	19	978	162	2,022
Magadh	65	..	26	..	91
Marathwada	2,123	28	2,151
Mysore	834	265	1,099
Nagpur	9	..	16	..	952	160	1,137
North Bengal	158	18	176
Orissa University of Agri- culture and Technology
Osmania	341	221	562
Panjab	281	112	393
Patna	120	120
Poona	121	8	2	..	131
Punjab Agricultural
Punjabi
Rabindra Bharati
Rajasthan	26	238	60	324
Ranchi	397	43	181	149	770

TABLE XXII—*Hostel Facilities Available in Universities and Colleges—contd.*

	1	30	31	32	33	34	35	36
Ravi Shankar	30	2	49	9	90
Roorkee
Sardar Patel	193	9	202
Saugar	99	20	119
Shivaji	1,179	34	1,213
S.N.D.T. Women's	99	99
Sri Venkateswara	8	..	1,022	72	1,102
Udaipur	3	3
University of Agricultural Sciences
U.P. Agricultural
Utkal	12	233	21	266
Varanaseya Sanskrit Vishwa- vidyalaya
Vikram	40	..	50	..	90
Visva Bharati
Total		1,562	238	2,758	473	18,306	4,840	28,167
<i>Institutions of National Importance</i>								
All India Institute of Medi- cal Sciences
Hindi Sahitya Sammelan
Indian Institute of Tech- nology, New Delhi
Indian Institute of Tech- nology, Kanpur
Indian Institute of Tech- nology, Kharagpur
Indian Institute of Tech- nology, Madras
Indian Institute of Tech- nology, Bombay
Indian Statistical Institute
Post-Graduate Research Institute in Medicine
Total
<i>Institutions deemed as Uni- versities</i>								
Birla Institute of Technology and Science
Gujarat Vidyapeeth
Gurukul Kangri Vishwa- vidyalaya
Indian Agricultural Research Institute
Indian Institute of Science
Indian School of Interna- tional Studies
Jamia Millia Islamia
Kashi Vidyapith
Tata Institute of Social Sciences
Total
GRAND TOTAL		1,562	238	2,758	473	18,306	4,840	28,167

TABLE XXII—*Hostel Facilities Available in Universities and Colleges— contd.*

1	37	38	39	40	41	42	43
Ravi Shankar	1,411	62	514	171	2,158
Roorkee	2,326	55	2,381
Sardar Patel	264	216	2,909	219	3,608
Saugar	792	100	1,402	60	2,354
Shivaji	4,141	491	4,632
S.N.D.T. Women's	134	..	150	..	282	566
Shri Venkateswara	758	110	3,772	606	5,246
Udaipur	832	8	496	109	1,445
University of Agricultural Science
U.P. Agricultural	1,170	1,170
Utkal	309	100	916	..	6,436	821	8,582
Varanaseya Sanskrit Vishwa- vidyalaya	400	400
Vikram	110	80	1,348	331	964	180	3,013
Visva Bharati	485	248	733
Total	32,901	5,117	39,374	8,373	1,68,624	35,900	2,90,289
<i>Institutions of National Importance</i>							
All India Institute of Medi- cal Sciences	495	161	656
Hindi Sahitya Sammelan
Indian Institute of Tech- nology, New Delhi	1,496	20	1,516
Indian Institute of Tech- nology, Kanpur	1,212	1,212
Indian Institute of Tech- nology, Kharagpur	2,500	50	2,550
Indian Institute of Tech- nology, Madras	1,580	1,580
Indian Institute of Tech- nology, Bombay	2,000	75	2,075
Indian Statistical Institute	182	35	217
Post-Graduate Research Institute in Medicine	143	51	194
Total	9,608	392	10,000
<i>Institutions deemed as Uni- versities</i>							
Birla Institute of Technology and Science	1,605	80	1,685
Gujarat Vidyapeeth	224	80	304
Gurukul Kangri Vishwa- vidyalaya	120	40	160
Indian Agricultural Res- earch Institute	349	10	359
Indian Institute of Science	534	20	554
Indian School of Interna- tional Studies	44	44
Jamia Millia Islamia	120	40	160
Kashi Vidyapith	140	80	220
Tata Institute of Social Sciences	80	40	120
Total	3,216	350	..	40	3,606
GRAND TOTAL	45,725	5,859	39,374	8,413	1,68,624	35,900	3,03,893

TABLE XXIII-A—Number of Evening/Morning Colleges/Courses*

Name of the University	Number of Courses in these Institutions										
	General Education				Professional Education					Maximum number of Repeaters	
	Number of Institutions	Arts	Science	Commerce	Law	Engg.	Business Mgt.	Music and Fine Arts	Others		
1	2	3	4	5	6	7	8	9	10	11	
Agra	1	1
Andhra	2	2*	..	1	1
Banaras Hindu	3	2	1
Bangalore	1	1*	..	1	1
Baroda	2	1	..	1
Bihar	2	2
Bombay	13	11	2
Burdwan	14	3	..	14	3
Calcutta	36	27	3	30	2	..	1	26
Delhi	8	5	1	..	1	1
Dibrugarh	3	2	..	1
Gauhati	40	35	5	7	2	11
Gorakhpur	3	3
Gujarat	4	1	4	1
Indore	4	2	2	1	1
Jabalpur	3	1	2
Jadavpur	1	1	1	1
Jiwaji	1	1

Jodhpur	1
Karnatak	2	2
Kerala	3	2	1
Lucknow	1	1
Madras	5	5	3	2	3
Magadh	3	1	3	1
Mysore	3	1	..	1	1
Marathwada	1	1
Nagpur	2	2	..
North Bengal	4	1	1	4	1
Osmania	15	11	3	5	1	1	1	..	1	1	7
Panjab	12	11	1
Patna	3	2	1	..
Punjabi	3	2	..	1	1	1
Rajasthan	5	4	..	1	1	1
Ranchi	6	4	..	4	1	3
Ravi Shankar	6	1	..	1	5	1
Saugar	10	1	9
Shivaji	1	1
Sri Venkateswara	2	2
Udaipur	2	1	1
Utkal	3	3
Vikram	1	1	1	1
Visva Bharati	1	1
Total	236	148	15	75	49	4	4	3	5	64	

*Includes morning/evening Courses held during off-duty hours.

TABLE XXIII-B--Enrolment in Evening Colleges (by Type and Standard), 1965--66

Type of Education	Pre-Degree		Degree		Post-Degree		Diploma/ Certificate		Post-Graduate Diploma/Certi- ficate		Total		All Persons
	Boys	Girls	Boys	Girls	Boys	Girls	Boys	Girls	Boys	Girls	Boys	Girls	
1	2	3	4	5	6	7	8	9	10	11	12	13	14
Arts	13,890	742	21,986	1,346	710	194	711	135	66	7	37,363	2,424	39,787
Science	1,570	33	2,396	63	18	3,984	96	4,080
Commerce	2,358	19	22,895	324	653	3	333	26,239	346	26,585
Law	15,602	588	64	1	114	3	15,780	592	16,372
Engineering	805	144	949	..	949
Business Management	535	..	535	..	535
Music & Fine Arts	91	50	16	11	10	6	195	112	252	179	431
Others	53	16	30	32	83	48	131
Total	17,909	844	63,700	2,332	1,455	204	1,376	263	745	42	85,185	3,685	88,870

TABLE XXIII-C—Enrolment in Evening & Morning Colleges/Courses by Type of Education

Name of the University	Arts		Science		Commerce		Law		Engineering		Business Management		Music and Fine Arts		Others		Total		All Persons	
	Boys	Girls	Boys	Girls	Boys	Girls	Boys	Girls	Boys	Girls	Boys	Girls	Boys	Girls	Boys	Girls	Boys	Girls		
	1	2	3	4	5	6	7	8	9	10	11	12	13	14	15	16	17	18		19
Agra	75	75	..	75
Andhra	233	13	62	295	13	308
Banaras Hindu	173	18	106	64	279	82	361
Bangalore	289	25	338	7	627	32	659
Baroda	145	97	289	97	386
Bihar	970	1	970	1	971
Bombay	3,583	231	1,191	39	4,774	270	5,044
Burdwan	230	3,752	1	3,982	1	3,983
Calcutta	8,344	800	2,061	39	..	16,432	80	4,632	370	31,669	1,280	32,958
Delhi	3,224	68	..	18	395	1	3,781	117	3,898
Dibrugarh	295	347	642	..	642
Gauhati	7,419	511	1,032	30	..	841	..	172	9,464	541	10,005
Gorakhpur	199	199	..	199
Gujarat	31	5	762	49	793	54	847
Indore	1,472	12	121	5	636	23	30	2,259	40	2,299
Jabalpur	47	555	6	582	6	588
Jadavpur	136	111	606	742	111	853
Jwaji	517	1	517	1	518
Jodhpur	300	1	300	1	301
Karnatak	59	4	59	4	63
Kerala	70	21	140	21	161
Lucknow	302	302	..	302
Madras	764	56	301	187	1,252	56	1,308
Magadh	333	..	814	1,147	..	1,147
Marathwada	372	372	..	372
Mysore	250	22	108	4	73	6	431	32	463
Nagpur	6	2	6	..	8
North Bengal	476	218	183	14	..	1,507	238	5	2,171	470	2,641
Ormania	2,286	58	229	8	..	1,346	..	950	31	169	5,056	105	5,161
Panjab	2,710	71	1,094	34	3,804	105	3,909
Patna	559	6	569	6	575
Punjabi	416	23	493	1	100	949	24	973
Rajasthan	582	21	59	694	37	731
Ranchi	549	71	350	2	682	1	1,581	74	1,655
Ravi Shankar	258	7	113	..	357	6	728	13	741
Saugar	136	436	7	572	7	579
Shivaji	175	5	175	5	180
Sri Venkateswara	201	16	39	240	16	256
Udaipur	314	194	3	508	3	511
Utkal	1,697	7	1,697	7	1,704
Vikram	214	237	3	451	3	454
Vivek Bharati	42	39	42	39	81
Total	97,363	2,424	3,984	96	26,159	346	15,780	592	949	..	535	..	252	179	83	48	85,185	3,685	88,870	

TABLE XXIII-D—Number of Teachers in Morning/Evening Colleges

Name of the University	General Education		Commerce		Law		Engineering		Business Management		Music and Fine Arts		Others		Total		
	Men	Women	Men	Women	Men	Women	Men	Women	Men	Women	Men	Women	Men	Women	Men	Women	All Persons
1	2	3	4	5	6	7	8	9	10	11	12	13	14	15	16	17	18
Agra	5	1	5	1	6
Andhra	13	..	3	16	..	16
Banaras Hindu	13	5	18	4	31	9	40
Bangalore	11	4	4	15	4	19
Baroda	22	40	4	62	4	66
Bihar	19	19	..	19
Bombay	193	65	41	1	234	66	300
Burdwan	11	..	148	159	..	159
Calcutta	597	11	381	1	71	2	55	1,104	14	1,118
Delhi	166	4	30	1	47	1	8	2	251	8	259
Dibrugarh	27	2	19	1	46	3	49
Gauhati	748	49	50	1	5	803	50	853
Gorakhpur	11	11	..	11
Gujarat	13	1	15	..	15	43	1	44
Indore	37	2	11	1	10	58	3	61
Jabalpur	10	2	12	22	2	24
Jadavpur	35	154	189	..	189
Jiwaji	10	10	..	10
Jodhpur	14	14	..	14
Karnatak	9	9	..	9
Kerala	8	1	10	18	1	19
Lucknow	13	13	..	13
Madras	60	11	7	67	11	78
Magadh	14	..	30	44	..	44
Marathwada	9	9	..	9
Mysore	18	2	8	..	7	33	2	35
Nagpur	5	..	5	..	5
North Bengal	4	..	26	2	30	2	32
Osmania	136	22	13	..	16	1	73	2	8	1	..	247	25	272
Panjab	107	7	25	2	132	9	141
Patna	29	15	1	44	1	45
Punjabi	31	6	10	..	3	44	6	50
Rajasthan	38	5	2	19	..	59	5	64
Ranchi	40	5	10	..	21	71	5	76
Ravi Shankar	12	37	49	..	49
Saugar	6	52	58	..	58
Shivaji	6	6	..	6
Sri Venkateswara	22	1	22	1	23
Udaipur	10	3	8	18	3	21
Utkal	76	5	76	5	81
Vikram	14	6	20	..	20
Visva Bharati	11	11	..	11
Total	2,504	214	710	5	478	8	259	2	120	1	66	10	40	1	4,177	241	4,418

TABLE I-A—Universities in India—Jurisdiction, Type and Faculties

Name and Address	Year of Foundation/ Reconstitution	Territorial Jurisdiction	Type	Faculties
1	2	3	4	5
1. Agra University, Agra	1927/1953	State of U.P. (excluding areas of Aligarh, Allahabad, Banaras, Gorakhpur and Lucknow Universities).	Affiliating	Arts, Sc., Agri., Com., Engg., Homoeopathy, Law, Med., Tech., Vet. Sc. & A.H.
2. Aligarh Muslim University, Aligarh.	1921/1931 1935, 1941 1945 & 1951	Within the radius of 15 miles from the University Mosque.	Teaching & Residential	Arts, Sc., Com., Engg. & Tech., Law, Med., Theology.
3. Allahabad University, Allahabad	1887/1921, 1922, 1954, 1957	Within the radius of 10 miles from the office.	Unitary, Teaching and Residential	Arts, Sc., Com., Engg., Law, Medicine.
4. Andhra Pradesh Agricultural University, Hyderabad.	1964	Andhra Pradesh State	Teaching and Residential	Home Sc., Agri., Vet. Sc.
5. Andhra University, Waltair	1926	Districts of Srikakulam, Visakhapatnam, E. Godavari, W. Godavari, Krishna and Guntur in A.P.	Teaching & Affiliating	Arts; Sc., Oriental learning, Com., Engg., Fine Arts, Law, Med., Teaching.
6. Annamalai University, Annamalainagar.	1929	Within a radius of 10 miles from the Convocation Hall.	Teaching and Residential	Arts, Sc., Oriental studies, Agri., Education, Engg. & Tech., Fine Arts.
7. Banaras Hindu University, Varanasi.	1916	Within a radius of 15 miles from the Temple as a centre.	Teaching and Residential	Arts, Sc., Theology, Com., Law, Medicine, Music & Fine Arts, Oriental Learning, Technology.
8. Bangalore University, Bangalore	1964	Within the limits of greater Bangalore.	Teaching and Federal	Arts; Sc.; Com.; Edu.; Engg. Law; Med.; Tech.
9. Baroda University, Baroda	1949	Within a radius of 10 miles from the University Office.	Teaching and Residential	Arts; Sc.; Home Sc., Edu., & Psychology; Com.; Engg. & Tech., Fine Arts; Law; Med.; Social Work.