

---

**REPORT**

ON THE

**ADMINISTRATION OF CRIMINAL AND  
CIVIL JUSTICE**

IN THE

**BOMBAY PRESIDENCY**

**For the Year 1886.**

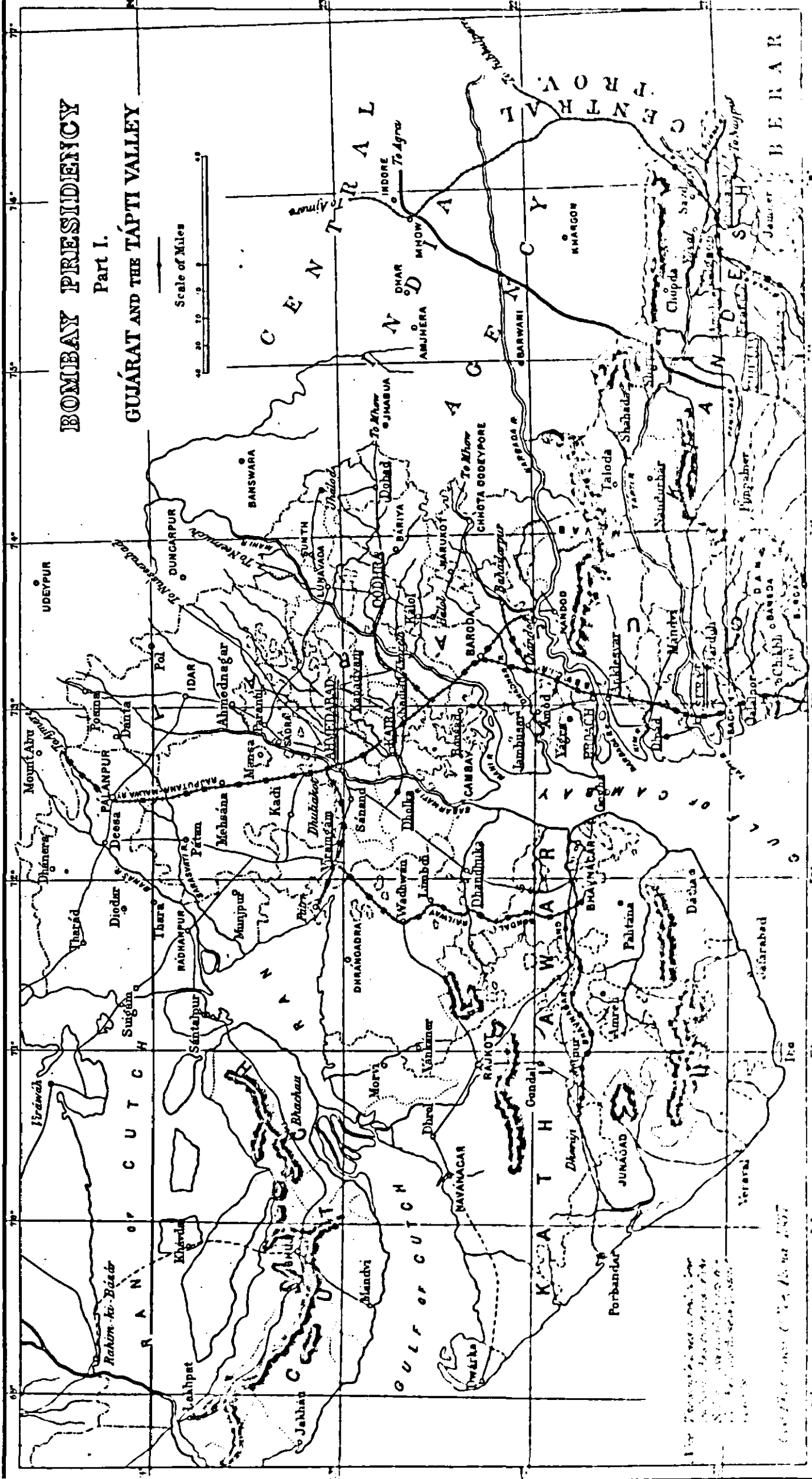
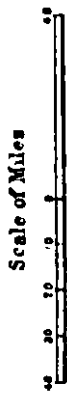
---

[Price—9 Annas.]

# BOMBAY PRESIDENCY

Part I.

## GUJARAT AND THE TÁPTI VALLEY



CENTRAL

INDORE

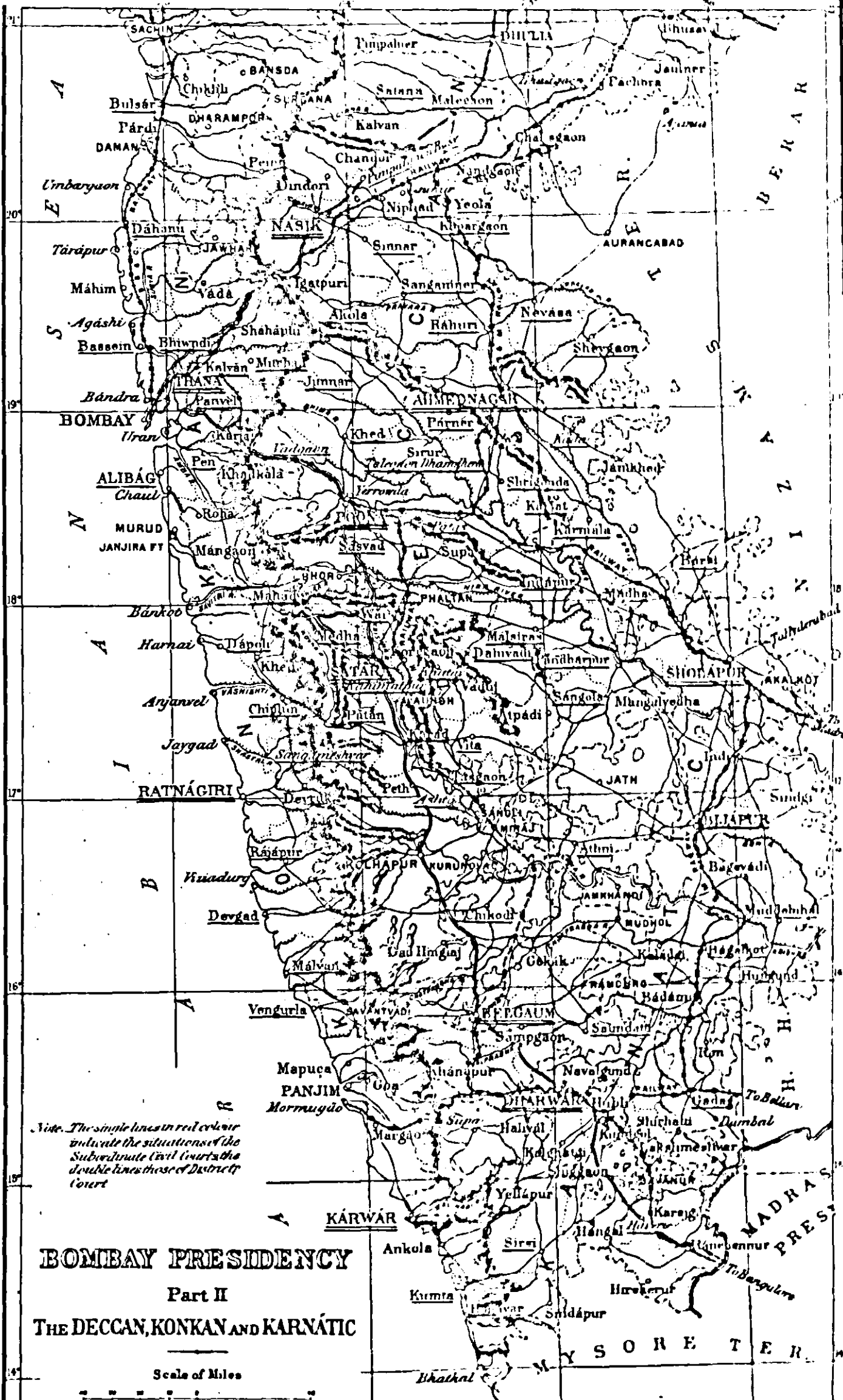
DHAR

AMJHERA

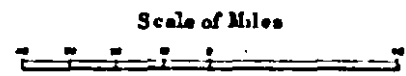
MHOW

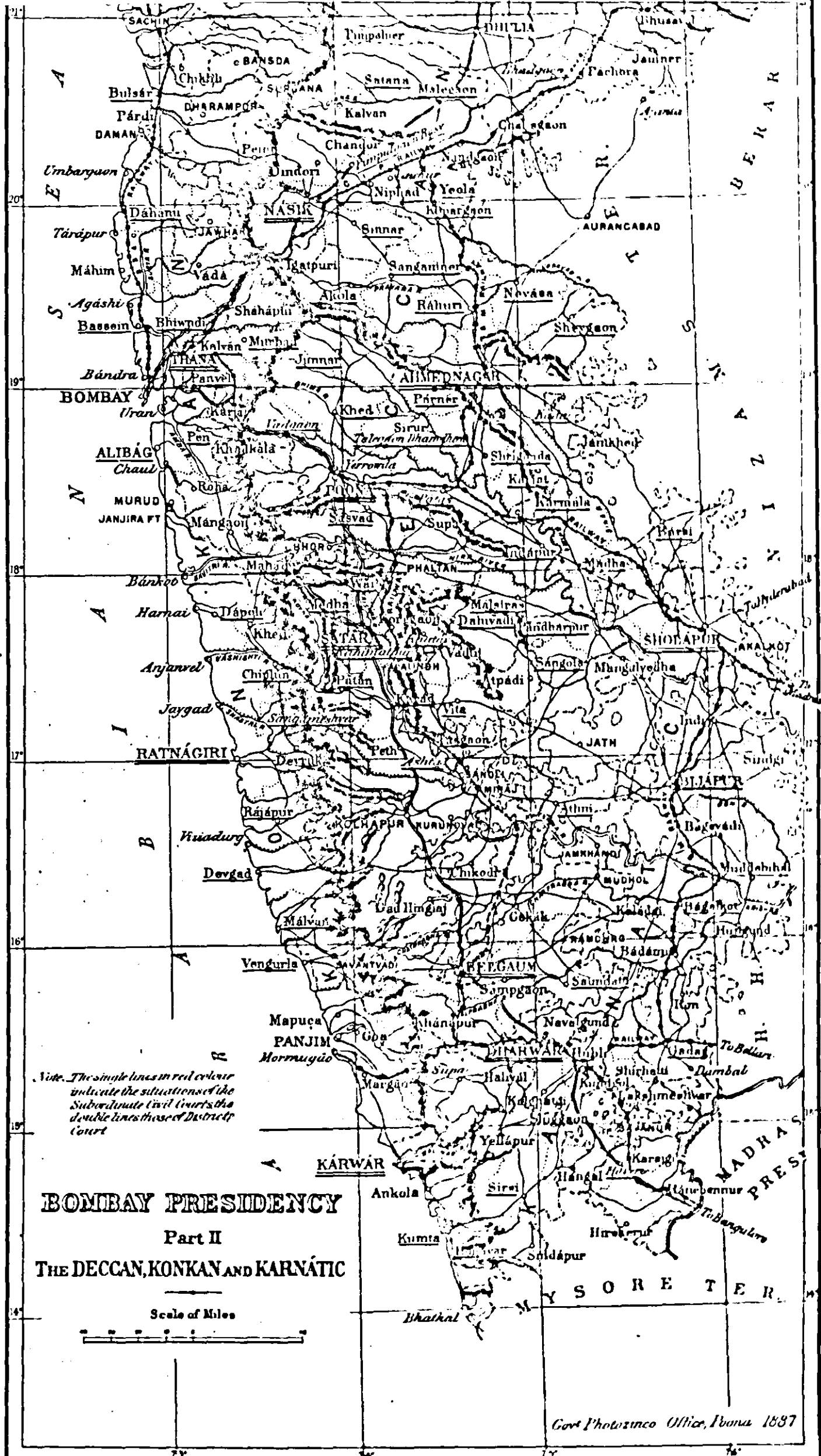
TO Agra

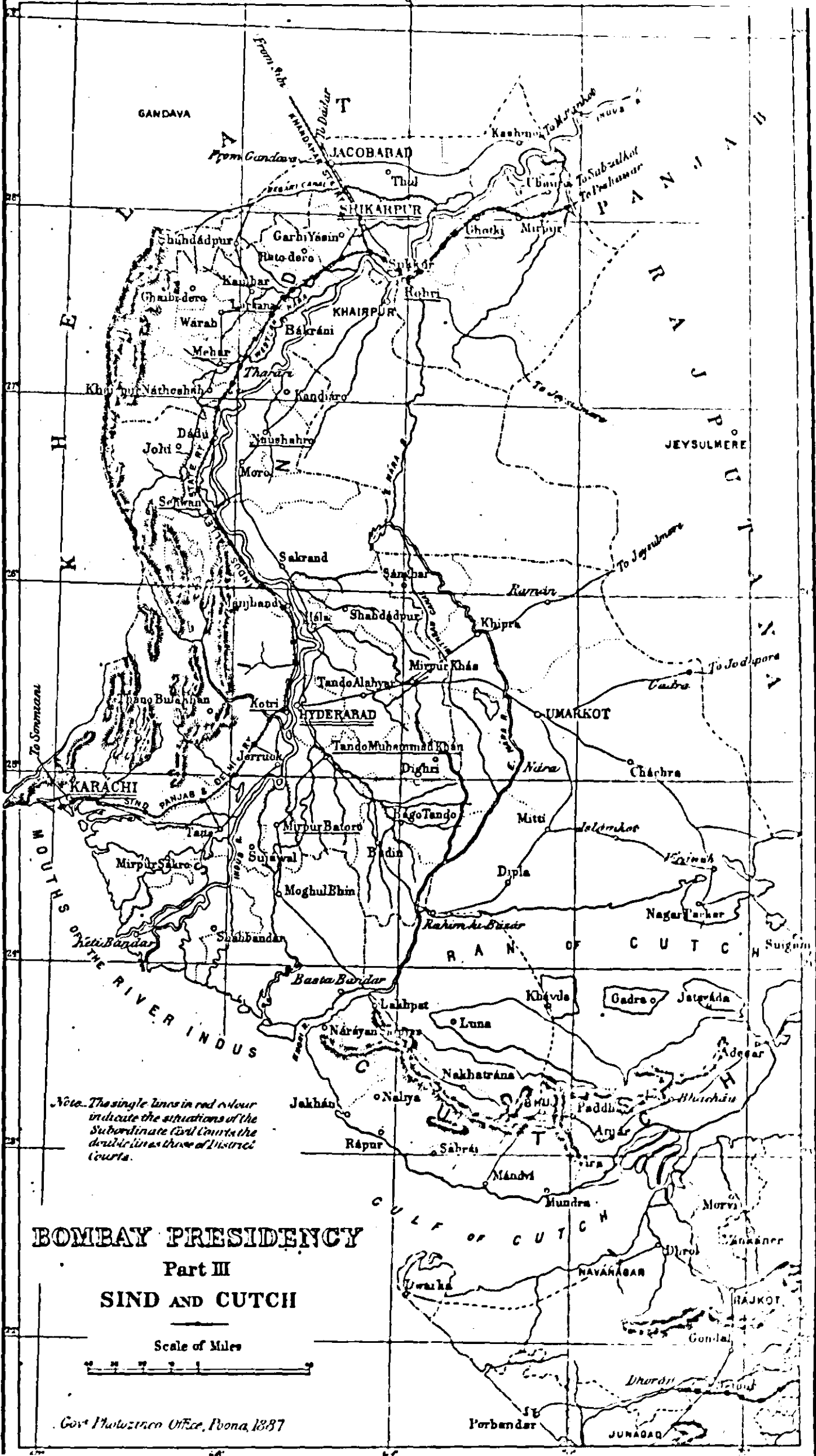
TO Bombay



**BOMBAY PRESIDENCY**  
**Part II**  
**THE DECCAN, KONKAN AND KARNATIC**

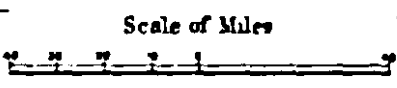






Note. The single lines in red colour indicate the situations of the Subordinate Civil Courts the double lines those of District Courts.

**BOMBAY PRESIDENCY**  
 Part III  
**SIND AND CUTCH**



Govt. Photoduplication Office, Poona, 1887

No. 1615 of 1887.

FROM

C. E. G. CRAWFORD, ESQUIRE,  
Registrar, High Court,  
Appellate Side, Bombay;

TO

THE SECRETARY TO GOVERNMENT,  
Judicial Department, Bombay.

*Bombay, 31st October 1887.*

SIR,

I am directed to transmit to you the Report of the Administration of Criminal and Civil Justice in the Bombay Presidency for the year 1886, and also the Report of the Judicial Commissioner in Sind. Tables 1 to 13 accompany the report.

I have the honour to be,

Sir,

Your most obedient Servant,

C. E. G. CRAWFORD,  
Registrar.

**REPORT ON THE ADMINISTRATION OF CRIMINAL JUSTICE IN  
THE PRESIDENCY OF BOMBAY FOR THE YEAR 1886.**

This report has been drawn up on the plan adopted last year. It relates to the administration of justice by the Criminal Courts in the Regulation Provinces of the Presidency of Bombay and in the Province of Sind. It refers to the working of all the Criminal Courts situated within these territories, including the Courts of the Presidency Magistrates, who were directed to submit their Annual Administration Report to the High Court from the current year (*vide* Government Resolution No. 70, dated 6th January 1887, and the High Court letter No. 270 of the 11th February 1887).

2. The area and population of the provinces referred to are as follows :—

	Area.	Population.
Regulation Provinces ... ..	76,472	13,946,660
Sind ... ..	48,014	2,413,823

3. The Courts which form the subject of this report are as follows :—

*Regulation Provinces.*

The High Court.

15 Sessions Judges and Joint Sessions Judges.

4 Assistant Sessions Judges.

18 District Magistrates.

3 Presidency Magistrates.

121 Magistrates of the First Class.

194 Magistrates of the Second Class.

197 Magistrates of the Third Class.

13,823 Police Pátils with criminal jurisdiction under Bombay Act VIII of 1867.

*Sind.*

The Sadar Court.

3 Sessions Judges.

5 District Magistrates, of whom 2 were invested with special powers as Deputy Commissioners under Section 80 of the Code of Criminal Procedure.

23 Magistrates of the First Class.

58 Magistrates of the Second Class.

52 Magistrates of the Third Class.

4. The Judges mentioned above are all paid. During the year under review there were 49 Honorary Magistrates in the Regulation Provinces, but none in Sind.

5. Six of the Judges of the High Court were Europeans and 1 was a Native. Of the Sessions Judges, Joint Sessions Judges and Assistant Sessions Judges, 1 was a Native and the rest were Europeans. Eighty-one of the First Class Magistrates were Europeans and 89 were Natives. Of the Second Class Magistrates, 4 were Europeans and 248 were Natives, and of the Third Class, 4 were Europeans and 245 were Natives.

6. The total number of offences reported during the year was 138,208, but of these only 116,170 were returned as true. In the preceding year 95,884 offences were reported and 73,284 were returned as true.

7. The following table shows the classification of offences reported as true according to headings given in Statement No. 2 for the year 1886 compared with that of those reported as true during the previous two years :—

No.	Class.	1884.	1885.	1886.	1885.		1886.	
					Increase.	Decrease.	Increase.	Decrease.
1	Offences against the State ...	1	...	1	...	1	...	...
2	Offences relating to the Army and Navy, Chapter VII. ...	1	...	...	...	1	...	...
3	Offences against the public tranquillity, Chapter VIII. ...	379	372	462	...	7	90	...
4	Offences by or relating to public servants, Chapter IX. ...	102	67	104	...	35	37	...
	Attempts at do. ...	3	1	...	...	2	...	1
5	Contempts of the lawful authority of public servants, Chapter X. ...	611	724	658	113	...	...	66
	Attempts at do. ...	...	4	...	4	...	...	4
6	False evidence and offences against public justice, Chapter XI. ...	708	697	798	...	11	101	...
	Attempts at do. ...	2	3	2	1	...	...	1
7	Offences relating to coin and Government stamps, Chapter XII. ...	85	121	110	36	...	...	11
	Attempts at do. ...	...	1	1	1	...	...	...
8	Offences relating to weights and measures, Chapter XIII. ...	211	198	128	...	13	...	70
	Attempts at do. ...	...	...	9	...	...	9	...
9	Offences affecting public health, safety, convenience, decency and morals, Chapter XIV. ...	1,048	1,235	1,079	187	...	...	156
	Attempts at do. ...	5	1	4	...	4	3	...
10	Offences relating to religion, Chapter XV. ...	30	43	25	13	...	...	18
11	Offences affecting life ...	332	350	344	18	...	...	6
	Attempts at do. ...	75	71	99	...	4	28	...
12	Causing of miscarriage, injuries to unborn children, exposure of infants, and the concealment of births... ..	68	64	58	...	4	...	6
	Attempts at do. ...	...	1	4	1	...	3	...
13	Hurt ... ..	16,420	18,746	19,559	2,326	...	813	...
	Attempts at hurt ... ..	12	12	24	...	...	12	...
14	Wrongful restraint and wrongful confinement ... ..	312	354	329	42	...	...	25
	Attempts at do. ... ..	...	5	...	5	...	...	5
15	Criminal force and assault ... ..	2,974	2,805	5,862	...	169	3,057	...
	Attempts at do. ... ..	2	3	8	1	...	5	...
16	Kidnapping, forcible abduction, slavery and forced labour... ..	69	59	68	...	10	9	...
	Attempts at do. ... ..	1	2	1	1	...	9	...
17	Rape ... ..	52	59	63	7	...	4	1
	Attempts at rape ... ..	8	6	9	...	2	3	...
18	Unnatural offences ... ..	10	25	20	15	...	...	5
	Attempts at do. ... ..	3	2	1	...	1	...	1
19	Theft ... ..	9,738	8,811	9,793	...	925	982	...
	Attempts at theft ... ..	45	47	45	2	...	...	2
20	Extortion ... ..	88	75	79	...	13	4	...
	Attempts at do. ... ..	...	1	1	...	...	1	...
21	Robbery and dacoity ... ..	221	205	266	...	16	61	...
	Attempts at do. ... ..	6	2	2	...	4	...	...
22	Criminal misappropriation of property ... ..	540	540	557	...	...	17	...
	Attempts at do. ... ..	12	2	7	...	10	5	...
23	Criminal breach of trust ... ..	548	601	799	53	...	198	...
	Attempts at do. ... ..	1	...	1	...	1	...	1
24	Receiving of stolen property ... ..	958	869	968	...	89	99	...
	Attempts at do. ... ..	1	6	5	5	...	...	1
25	Cheating ... ..	348	332	467	...	16	135	...
	Attempts at do. ... ..	6	2	3	...	4	1	...
26	Fraudulent deeds and disposition of property ... ..	15	15	20	...	...	5	...
	Attempts at do. ... ..	...	1	...	1	...	...	1
27	Mischief ... ..	2,860	3,470	3,132	610	...	...	338
	Attempts at do. ... ..	5	8	7	3	...	...	1
28	Criminal trespass ... ..	3,168	2,918	2,816	...	250	...	102
	Attempts at do. ... ..	16	15	21	...	1	6	...
29	Offences relating to documents and to trade or property marks ... ..	56	55	56	...	1	1	...
30	Criminal breach of contract of service ... ..	11	21	10	10	...	...	11
	Attempts at do. ... ..	728	803	935	75	...	132	...
31	Defamation ... ..	2	2	...	...	...	...	2
	Attempts at do. ... ..	145	195	182	50	...	...	13
32	Criminal intimidation, insult and annoyance ... ..	...	...	3	...	...	3	...
	Attempts at do. ... ..	4,598	5,704	4,263	1,106	...	...	1,441
33	Offences under Special and Local Laws ... ..	...	1	2	1	...	...	1
34	...	21,590	22,553	61,900	963	...	39,347	...

8. -Of the total increase of 42,886 in the number of offences committed during the year, the most noteworthy is in criminal force and assault, theft and hurt; criminal force and assaults have increased by 3,057, thefts by 932 and



hurt by 813. Offences under the special and local laws have increased by 39,347.

9. Those offences in which a decrease is most noteworthy, are criminal intimidations, insults and annoyances, mischief, offences affecting public health safety, convenience, decency and morals, and criminal trespass.

10. Of the 344 offences affecting human life, 189 were murders. These may be classified and compared with murders committed in 1885 as follows :—

	Number.	
	1885.	1886.
From causes connected with women	54	66
Of children for the sake of their ornaments	8	9
Other murders for the sake of gain	31	20
From other causes	93	71
Total	189	166

11. From the figures given in paragraphs 7 and 10 it will be seen that during the year under report murders have considerably decreased, while there was an increase in the minor offences affecting the human body. There was an increase also in all the offences against property except mischief and criminal trespass, in which there was a decrease.

12. The offences entered in the table as offences under "Special and Local Laws" are of the same kind as those entered in 1884 under the same head and consist principally of breaches of the A'bkári Act, the Cattle Trespass Act, the Forest Act, the Opium Act, and the Salt Act, and of the Acts which deal with Conservancy and Municipal and Police Regulations, viz., the Cantonment Magistrates' Act, the Municipal Act, Public Conveyance Act, and the Presidency Towns, District and Village Police Acts.

13. The following table shows the number of offences reported to have occurred in each district with the percentage borne by offences to population both in the year under report and the previous year :—

District.	Population.	Offences.		Proportion to Population of Offences returned as true.	
		1885.	1886.	1885.	1886.
Ahmedabad	856,324	5,244	5,645	1 to 163	1 to 152
Kaira	804,800	4,095	3,661	1 to 196	1 to 220
Broach	326,930	1,560	1,674	1 to 209	1 to 195
Surat	614,198	3,410	3,232	1 to 180	1 to 190
Thána	908,548	6,120	6,299	1 to 148	1 to 144
Kolába	381,649	2,586	2,685	1 to 147	1 to 142
Khándesh	1,237,231	3,408	3,634	1 to 363	1 to 340
Násik	781,206	4,318	4,159	1 to 181	1 to 183
Ahmednagar	751,228	3,038	3,617	1 to 247	1 to 203
Poona	900,621	8,098	9,002	1 to 111	1 to 100
Sholápur	582,487	1,624	1,638	1 to 359	1 to 356
Sátára	1,062,350	3,177	3,023	1 to 334	1 to 351
Belgaum	864,014	2,927	2,550	1 to 293	1 to 339
Dhárwár	882,907	2,188	1,971	1 to 403	1 to 443
Bijápur	638,493	1,887	1,619	1 to 338	1 to 394
Kánara	421,840	1,053	1,136	1 to 400	1 to 371
Ratnágiri	997,090	2,085	1,956	1 to 478	1 to 510
Panch Maháls	255,479	977	886	1 to 261	1 to 295
Karáchi	478,688	4,480	4,038	1 to 106	1 to 119
Hyderabad	754,624	4,753	4,910	1 to 159	1 to 154
Thar and Párkar	203,344	968	862	1 to 210	1 to 236
Shikárpur	852,986	4,639	5,371	1 to 183	1 to 159
Upper Sind Frontier	124,181	629	734	1 to 197	1 to 169

14. Ratnágiri maintains its character of comparative freedom from crime. The number of murders also has decreased from 6 in 1885 to 2 in the year under report. The offence of hurt, which showed a marked increase in this district during the years 1884 and 1885, has decreased by 276. Dhárwár, Bijápur, Kánara, Sholápur, Sátára, Khándesh and Belgaum come next to Ratnágiri. In Dhárwár murders decreased from 13 in 1885 to 7 in 1886. In this district there were no trials for fraudulent deeds and disposition of property, or for criminal breach of contract of service. Poona appears to be the most criminal of all the districts; Karáchi, which in last and former years was first, being now only second. Surat reports the least number of murder cases.

15. Arising out of the 116,170 offences returned as true 110,866 cases were brought to trial. The number of persons before the Courts during the year 1885 was 133,920, while in 1886 it was 175,425. Of these 89,617 were acquitted or discharged, 84,148 were convicted, 18 died pending trial, 29 escaped, 9 were transferred, and the cases of 1,604 remained unfinished at the end of the year.

16. In 1885 the actual number of persons under trial was 133,920. Of these 88,005 were acquitted or discharged, 44,216 were convicted, 27 died pending trial, 21 escaped, 9 were transferred, and 1,652 persons remained under trial at the close of the year.

The percentage of the years 1884, 1885 and 1886 is as follows:—

	1884.	1885.	1886.
Died, escaped or transferred	·07	·04	·03
Discharged or acquitted	63·09	65·70	51·09
Convicted	35·64	33·01	47·97
Remaining under trial	1·20	1·23	·91

17. The proportion of acquittals and discharges to convictions under the various classes of offences was as follows during the year under report:—

Class.	Persons acquitted.	Persons convicted.	Ratio of Persons acquitted to Persons convicted.
Offences against the State	13	2	87·13
Offences against the public tranquillity	1,989	1,111	64·36
Offences by or relating to public servants	77	58	57·43
Attempts at ditto	...	...	...
Contempt of the lawful authority of public servants	429	528	45·55
Attempts at ditto	...	...	...
False evidence and offences against public justice	435	531	45·55
Attempts at ditto	2	...	100·0
Offences relating to coins and Government stamps	70	16	81·19
Attempts at ditto	1	1	50·50
Offences relating to weights and measures	39	102	28·72
Attempts at ditto	2	8	20·80
Offences affecting the public health, safety, convenience, decency and morals	234	1,092	18·82
Attempts at ditto ditto	...	4	0·100
Offences relating to religion	72	23	76·24
Do. affecting life	357	284	56·44
Attempts at ditto	33	73	31·69
Causing miscarriage, injuries to unborn children, exposure of infants, and concealment of births...	52	31	63·37
Attempts at ditto ditto	2	2	50·50
Hurt	43,167	4,250	91·9
Attempts at ditto	40	6	87·13
Wrongful restraint and wrongful confinement	517	115	82·18
Attempts at ditto	...	...	...

Class.	Persons acquitted.	Persons convicted.	Ratio of Persons acquitted to Persons convicted.
Criminal force and assault	6,459	1,942	77.23
Attempts at ditto	5	3	62.33
Kidnapping, forcible abduction, slavery and forced labour	84	36	70.30
Attempts at ditto	...	...	...
Rape	79	14	85.15
Attempts at rape	14	3	82.18
Unnatural offences	11	11	50.50
Attempts at ditto	...	...	...
Theft	4,573	8,953	34.66
Attempts at ditto	15	51	22.78
Extortion	159	56	74.26
Attempts at ditto	3	...	100.0
Robbery and dacoity	381	293	57.43
Attempts at ditto	...	1	0.100
Criminal misappropriation of property	547	290	65.35
Attempts at ditto	8	2	80.20
Criminal breach of trust...	558	344	62.38
Attempts at ditto	...	1	0.100
Receiving of stolen property	697	869	45.55
Attempts at ditto	1	7	12.88
Cheating	497	124	80.20
Attempts at ditto	1	2	33.67
Fraudulent deeds and disposition of property	39	5	89.11
Attempts at ditto	...	...	...
Mischief	6,266	1,024	86.14
Attempts at ditto	5	5	50.50
Criminal trespass	3,110	1,477	68.32
Attempts at ditto	9	20	31.69
Offences relating to documents and to trade or property marks.	69	13	84.16
Attempts at ditto	...	...	...
Criminal breach of contracts of service	31	...	100.0
Offences relating to marriage	1,511	139	92.8
Attempts at ditto	...	...	...
Defamation	313	44	88.12
Attempts at ditto	9	...	100.0
Criminal intimidation, insult and annoyance	8,340	673	93.7
Attempts at ditto	1	1	50.50
Offences under Special and Local Laws	8,291	59,458	12.88

18. The remarks made in former reports with regard to the ratio of acquittals to convictions hold good as applied to the results of 1886. The ratio is, on the whole, the smallest where personal interests or animosities play the least part in the prosecution of offences, and is the largest where they form the principal motive for it, or where the law allows compounding and withdrawal. The acquittals accordingly are most noticeable in cases of hurt, wrongful restraint and wrongful confinement, criminal force and assault, cheating, fraudulent deeds and disposition of property, mischief, offences relating to documents, &c, criminal breach of contracts of service, offences relating to marriage, defamation and criminal intimidation, insult and annoyance. The convictions, on the other hand, are most remarkable in offences relating to weights and measures, affecting the public health, safety, convenience, decency and morals, as well as offences under special and local laws, which seem to be zealously enforced. The ratio as regards offences affecting life is nearly the same as in 1885.

19. Seven hundred and fifty-five cases involving 788 European British subjects were tried during the year. The cases were mostly of hurt, criminal force and assault, theft, and offences against local and special laws. Of these 788 accused persons, 683 were convicted and 105 acquitted, while 4 cases involving 4 European British subjects remained pending at the close of the year.

20. The number of miscellaneous cases before the Criminal Courts during the year under report was 1,907 in which 2,411 persons were concerned. Of

these 986 persons were discharged, and orders were made of a more or less adverse nature in regard to 1,418 persons; as to the remaining 7 persons 2 died in jail, 2 escaped, and the cases against 3 remained pending at the close of the year. In the preceding year the number of miscellaneous cases before the Courts was 1,580 involving 2,204 persons, of whom 768 were discharged, while against 1,436 unfavourable orders were passed. These miscellaneous cases comprise proceedings relating to frivolous and vexatious complaints, proceedings against witnesses for the forfeiture of bail or recognizance, regarding the non-attendance of jurors and assessors, proceedings to prevent breach of the peace, to require security for good behaviour, and to remove nuisances, possession cases, and maintenance cases.

21. Of 175,425 persons before the Courts, 3,825 were for trial before village officers, 2,137 before Special Magistrates, 6,872 before Honorary Magistrates, 119,211 before Stipendiary Magistrates not Magistrates of districts or divisions of districts, 280 before Divisional Magistrates, 40,481 before District Magistrates, 1,399 before Courts of Session, 116 before the High Court and Sadar Court in Sind. There were 1,104 persons before Benches of Magistrates.

22. The High Court during the year disposed of 39 cases on its Original Side, in which 46 persons were involved. Of these, 12 were acquitted and 34 were convicted. In 1885 the number of cases was 37 and the number of accused persons was 49, of whom 13 were acquitted and 36 were convicted, and no case remained pending at the close of the year.

23. On the Appellate Side 29 cases involving 34 persons came before the High Court as a Court of reference for confirmation of sentence of death; and 12 cases involving 29 persons were referred to the High Court by the Sessions Judges under Section 307, Criminal Procedure Code. In these cases 17 persons were acquitted and 42 were convicted; the cases of 2 persons were sent back for further trial and those of 2 remained pending at the end of the year.

24. The Sadar Court in Sind as a Court of reference disposed of 9 cases coming before it for confirmation of sentence of death, in which 9 persons were concerned, all of whom were convicted.

25. In the Courts of Session 1,399 persons (exclusive of the 44 whose cases were referred to the High Court and the Sadar Court) were under trial against 1,405 in the previous year. Of the former number, 3 died, 1 escaped, 6 were transferred, 641 were acquitted, 681 were convicted, and 73 remained under trial at the end of the year.

26. Exclusive of 1,470 persons whose cases were committed or referred to superior Courts, the Magistrates of the various classes dealt with persons under trial as shown in the following comparative table:—

	1884.	1885.	1886.
Persons under trial ... ..	116,112	128,934	170,085
Died, escaped or transferred ... ..	81	47	52
Acquitted or discharged ... ..	74,431	86,064	87,485
Convicted ... ..	40,246	41,312	81,021
Remaining under trial ... ..	1,354	1,511	1,527

27. The village officers or Police Patels had before them 3,825 persons against 3,459 in 1885. Of the 3,825 for trial during the year under report 1,462 were acquitted, 2,361 were convicted, and 2 persons remained under trial at the close of the year.

28. The duration of trials before Special, Stipendiary and District and Divisional Magistrates has remained almost the same, but that before the Chief Magistrates of districts, Courts of Session and the High and Sadar Courts has decreased from 6.23 to 4.14, 25.76 to 23.385 and 22.8 to 18.68 days, respectively.

29. The total number of witnesses examined by the Criminal Courts was 352,668. Of these 4,315 were examined before Police Pátils, 342,292 before Magistrates, 5,855 before Courts of Session, and 206 before the High Court and Sadar Court. In 1885, 205,924 were examined by the Criminal Courts.

30. No sentence of death was passed by the High Court on its Original Side; on its Appellate Side the Court confirmed 22 sentences of death. The Sadar Court in Sind confirmed 6 sentences of death. In the year 1885 the High Court on its Original Side sentenced 3 persons to death, and on its Appellate Side confirmed 21 sentences. The Sadar Court in Sind, during the same year, confirmed 7 death sentences. It will thus be seen that in all 28 sentences of death were passed during the year under report compared with 31 in 1885.

31. One hundred and eighty-eight persons were sentenced to transportation against 154 in 1885.

32. No sentence of penal servitude was passed in 1886.

33. Fifteen thousand four hundred and ninety-six persons were sentenced to imprisonment in 1886 compared with 12,489 in 1885.

34. *Forfeiture of Property.*—No sentences of forfeiture of property were passed during the years 1886, 1885, 1884 and 1883.

35. *Fine.*—63,623 persons were sentenced to fine against 33,208 in the previous year. The total amount of fines imposed during the year was Rs. 3,35,428-13-9, and the total amount realized during the year was Rs. 2,69,670-12-5, of which Rs. 15,489-12-10 were paid away as compensation. In 1885 the total amount of fines imposed was Rs. 2,66,136-1-6, the total amount recovered was Rs. 2,21,909-9-3, and the amount paid away as compensation was Rs. 17,342-2-11.

36. *Whipping.*—During the year under report 573 sentences of whipping were passed against 703 in 1885.

37. Of the 573 sentences of whipping awarded during the year under report, 343 were under Sections 2 and 3 of Act VI of 1864 in lieu of other punishments; 68 sentences were under Sections 3 and 4 of the Act passed on old offenders in addition to other punishments; and 162 sentences were passed on juveniles under Section 5 of the Act, in lieu of other punishments, for offences not punishable with whipping in the case of adults.

38. Of the total number of sentences of whipping passed during the year there were —

45 sentences not exceeding		5 stripes.	
211	do.	do.	10 do.
141	do.	do.	15 do.
104	do.	do.	20 do.
39	do.	do.	25 do.
33	do.	do.	30 do.

39. The total number of appellants and applicants for revision before the Courts during the year was 6,473 (exclusive of 185 whose cases were referred for revision to the High Court), and 57 applications involving 153 persons were made on behalf of complainants for revision. Of these 6,473 and 153 persons, 16 died, escaped or were transferred; 4,440 had their appeals dismissed; 40 got their sentences enhanced; of 583 the sentences were modified; of 1,140 the sentences were reversed; in 159 cases a new trial was ordered; in 7 the proceedings were quashed; and the cases of 241 persons remained undisposed of at the end of the year.

40. As a Court of Appeal the High Court had to deal with 416 appellants who appealed from convictions by Courts of Session. In 210 instances the appeals were summarily rejected, in 115 the sentence was confirmed, in 16 it was modified, and in 50 it was reversed; and the cases of 25 appellants remained undisposed of at the end of the year. No appellant died or escaped. In 1885 there were 333 appellants before the Court. The percentage of persons whose appeals were rejected or whose sentences were modified or reversed, compared

with the total number of appellants whose appeals were disposed of, are shown in the following table:—

	Number.	Percentage.
Abated, rejected or confirmed ... ..	325	83·12
Modified ... ..	16	4·09
Reversed ... ..	50	12·79

41. The High Court reviewed the proceedings in the cases of 636 persons, of whom only 225 applied to it to do so. The cases of the other 411 persons were sent for chiefly on an examination of the criminal calendars. It did not interfere with the sentences of 359 persons, it enhanced the sentences of 20; it modified the sentences of 48, and it reversed the sentences of 143. In the cases of 24 persons the High Court ordered new trials. The cases of 42 persons remained undisposed of at the end of 1886. In 1885 the High Court had reviewed the proceedings of 748 persons. The following table shows the number of criminal cases of all kinds reviewed by the High Court during 1886 from each district:—

Districts.	Confirmation Cases.	Criminal Appeals.	Criminal Cases reviewed.	Criminal References.	Total.
Ratnágiri ... ..	1	8	19	12	40
Dhárwár ... ..	4	11	9	8	32
Kánara ... ..	1	10	8	2	21
Belgaum ... ..	2	38	8	4	52
Bijápur ... ..	...	...	12	6	18
Sholápur ... ..	1	30	8	6	45
Poona ... ..	2	13	39	11	65
Khándesh ... ..	3	18	20	31	72
Ahmednagar ... ..	...	17	8	7	32
Sátára ... ..	2	22	10	2	36
Násik... ..	1	7	17	13	38
Thána ... ..	1	12	35	17	65
Kolába ... ..	1	...	14	7	22
Surat... ..	...	11	19	3	33
Broach ... ..	1	4	11	5	21
Ahmedabad ... ..	...	26	42	11	79
Kaira... ..	3	17	31	9	60
Panch Maháls ... ..	...	...	...	6	6
Bombay City ... ..	...	4	15	2	21

42. Ten appeals against acquittals involving 27 persons were presented by Government to the High Court compared with 8 in the previous year. In the cases of 15 persons the appeals were rejected or dismissed, of 8 the sentences were modified, in the cases of 2 persons new trial was ordered and the cases of 2 persons were pending at the end of the year.

43. The Sadar Court in Sind had the same number of appellants before it as in 1885, i. e. 91. Of the 91 appellants, 33 had their appeals summarily rejected, 32 had their sentences confirmed, 14 whose sentences were modified, and 11 whose sentences were reversed. There was one appellant's case pending at the end of the year.

44. As a Court of Revision the Sadar Court reviewed the cases of 346 persons in 1886. It left unaltered the sentences of 217; it enhanced the sentences of 20; it modified the sentences of 32, and it reversed the sentences of 72. Sixteen new trials were ordered. In the case of 1 person the Sadar Court quashed the proceedings altogether, and the cases of 36 persons were pending at the end of the year. In the year 1885 the Court had cases of 304 persons before it for revision.

45. The following table shows the number of appellants who appealed against convictions by Sessions Judges from each district:—

					Number of Persons convicted by the Sessions Judges.	Appellants.
Ahmedabad	...	...	...	...	72	}
Kaira	...	...	...	...	15	
Broach	...	...	...	...	56	
Surat	...	...	...	...	15	
Thána	...	...	...	...	54	
Kolába	...	...	...	...	22	
Násik	...	...	...	...	25	
Khándesh	...	...	...	...	42	
Ahmednagar	...	...	...	...	39	
Poona	...	...	...	...	15	
Sholápur-Bijápur	...	...	...	...	53	}
Sátára	...	...	...	...	33	
Belgaum...	...	...	...	...	51	
Dhárwár...	...	...	...	...	17	
Ratnágiri	...	...	...	...	9	
Kánara	...	...	...	...	25	
Panch Maháls	...	...	...	...	10	
Karáchi	...	...	...	...	26	
Hyderabad	...	...	...	...	59	
Thar and Párkar	...	...	...	...	15	
Shikárpur	...	...	...	...	22	
Upper Sind Frontier...	...	...	...	...	5	

46. The Courts of Session had before them appeals of 1,448 persons against convictions by First Class Magistrates and Assistant Sessions Judges, of which appeals of 63 persons were pending at the end of the year. The method in which the appeals of the remaining 1,385 were disposed of is shown in the following table :—

Districts.	Died, escaped or trans- ferred.	Appeals or Appli- cations rejected.	Sentence or Order con- firmed.	Sentence en- hanced.	Sentence reduced or other- wise altered.	Sentence reversed.	Pro- ceedings quashed.	New Trial or further Inquiry ordered.	Referred for Revision to the High Court.	Total Number disposed of.
Ahmedabad	...	131	85	...	17	42	...	1	...	276
Kaira	...	...	...	...	...	...	...	...	...	...
Broach	...	2	12	...	...	4	...	...	...	18
Surat	...	2	10	...	1	5	...	...	...	18
Thána	...	9	9	...	23	5	...	...	...	46
Kolába	...	2	6	...	6	7	...	...	...	21
Násik	...	1	29	...	...	39	...	...	...	69
Khándesh	1	8	16	...	9	12	...	...	...	46
Ahmednagar	...	22	13	...	1	4	...	1	...	41
Poona	...	24	11	...	8	4	...	...	...	47
Sholápur...	...	4	22	...	2	7	...	...	...	35
Sátára	...	4	21	...	3	3	...	...	...	31
Belgaum...	1	8	43	...	16	6	...	1	...	75
Bijápur	...	11	25	...	2	3	...	1	...	42
Dhárwár...	...	8	45	...	6	16	...	...	...	75
Ratnágiri	...	2	11	...	3	7	...	8	...	31
Kánara	...	8	3	...	1	4	...	...	...	16
Panch Maháls	...	7	3	...	8	0	...	...	...	27
Karáchi	...	44	27	...	8	8	...	1	...	88
Hyderabad	...	36	44	...	14	25	...	3	...	122
Thar and Párkar	...	5	4	...	1	...	...	...	...	10
Shikárpur	...	98	19	...	25	54	...	2	...	193
Upper Sind Fron- tier	...	32	6	...	2	10	...	3	...	53

47. The percentage of the various methods in which appeals were disposed of was as follows :—

	Number.	Percentage.
Appellant died, escaped or transferred ... ..	2	·14
Rejected or confirmed ... ..	928	64·09
Sentence enhanced or modified ... ..	156	10·77
Do. reversed, proceedings quashed, or new trial ordered ... ..	295	20·37

48. In 1885, out of 1,560 appeals disposed of by the Courts of Session the percentage was as follows :—

	Number.	Percentage.
Appellant died, escaped or transferred ... ..	.....	.....
Rejected or confirmed ... ..	1,119	69·24
Sentence enhanced or modified ... ..	154	9·53
Do. reversed, proceedings quashed, or new trial ordered ... ..	286	17·70

49. The Courts of Session reviewed the proceedings in the cases of 616 persons as compared with 561 in the previous year, with the following results :—

	1884.	1885.	1886.
Died, escaped or transferred ... ..	.....	.....	.....
Not interfered with ... ..	369	365	449
Sentence enhanced ... ..	.....	.....	.....
Do. or order modified ... ..	1	.....	5
Do. do. reversed ... ..	8	15	14
Proceedings quashed ... ..	18	15	3
New trial ordered ... ..	19	38	67
Referred to the High Court ... ..	95	100	55
Pending at the end of the year ... ..	13	28	23

50. The District Magistrates and other First Class Magistrates with appellate powers had before them 2,588 appellants during the year under report compared with 2,731 in 1885 and 2,350 in 1884, whose appeals were thus disposed of :—

	1884.	1885.	1886.
Died or escaped ... ..	2	1	14
Appeal rejected ... ..	242	323	468
Sentences confirmed ... ..	1,256	1,341	1,155
Do. enhanced ... ..	.....	1	.....
Do. modified ... ..	272	282	304
Do. reversed ... ..	534	668	570
Proceedings quashed ... ..	19	30	3
New trial ordered ... ..	6	8	20
Referred to the High Court ... ..	.....	6	5
Pending at the end of the year ... ..	19	71	49

51. The percentage of the various modes of disposal to the total number of appellants whose appeals were decided by the Magistrates was as follows :—

	1884.	1885.	1886.
Appellant died or escaped, or appeal transferred.	·08	·04	·54
Appeal rejected or sentence confirmed ... ..	64·26	60·93	62·71
Sentence enhanced or modified ... ..	11·67	10·36	11·75
Do. reversed, proceedings quashed, or new trial ordered ... ..	23·99	25·85	22·91



52. The District Magistrates reviewed the cases of 595 persons as compared with 689 in the previous year. The Magistrates did not interfere at all in the cases of 455 persons. They ordered new trial in the cases of 9 persons. In the case of 6 persons the sentence was reversed; 125 were referred by them to the High Court, and no case remained pending at the close of the year.

53. Trial by jury or with the aid of assessors takes place only in the High Court, the Courts of Session and in the Magistrates' Courts under Chapter X of the Criminal Procedure Code. In the High Court criminal trials are held before juries of 9 persons, and in the districts of Belgaum, Poona, Thána, Surat, Ahmedabad, and in the City of Karáchi, juries of 5 are used for the trial of persons accused of heinous offences punishable with death, transportation for life, or transportation or imprisonment for 10 years or upwards, under Chapters VIII, XI, XII, XVI, XVII, and XVIII of the Indian Penal Code or under any of those chapters taken in connection with Section 75 of the Code. In other districts, trials in the Sessions Courts take place with the aid of assessors.

54. In the High Court 34 cases as against 37 last year were tried by jury, in all of which the Judge accepted the verdict.

55. In the Courts of Sessions at Belgaum, Poona, Thána, Surat, Ahmedabad and Karáchi there were 131 trials by jury, in 120 of which the verdict was accepted by the Judge. Out of the remaining 11 cases, in 10 the Judges objected wholly, and in 1 partly, to the verdict, and therefore referred them to the High Court.

56. In the Magistrates' Courts under Chapter X, Criminal Procedure Code, there were 7 cases tried by jury, in all of which the Judge approved of the verdict.

Four hundred and eighty-two cases were tried in the Courts of Session with the aid of Assessors, in 332 of which the Judge agreed with the assessors, while he differed from one assessor in 37 cases and from both in 113. The opinion of the assessors was not taken, owing to the prosecution having been withdrawn or the accused having pleaded guilty in 25 cases.

58. The results of the administration of criminal justice in the Presidency of Bombay in the year 1886 as compared with the previous year may thus be briefly summed up:—

There has been an increase to the extent of 42,324 offences reported; this increase is chiefly owing to the inclusion for the first time of the Courts of the Presidency Magistrates; offences returned as true show an increase of 42,886. The number of cases actually brought to trial exceed the number of the previous year by nearly 40,000 and incriminated 41,000 more persons. This increase is confined to offences of hurt, intimidation, insult, &c., and offences against the Cattle Trespass Act and Cantonment Act. An appreciable decrease is found in the case of offences relating to human life, but the number of offences of theft, criminal force and assault have increased.

59. The ratio of discharges and acquittals to convictions has increased during the year under report. There is a decrease in the number of appeals. In the last year the number of appellants was 7,052, while it has decreased to 6,658 in 1886. The largest number of appeals to the High Court came from Ahmedabad. More than 1,100 cases were reviewed by the inferior Courts, but the interference by them was slight. The number of reviews by the High Court has decreased by over 100, but, as in previous years, the extent of their interference was necessarily large. Reviews by the Sadar Court in Sind have decreased to the extent of 42 as compared with the previous year. On the whole, the results of the year under report are satisfactory so far as the working of the Criminal Courts is concerned. The large increase in the number of offences may, to some extent, be fairly attributable to the increasing vigilance of the police and to a growing tendency on the part of the people to seek redress in Criminal Courts in the case of minor offences such as hurt, intimidation and insult.

C. E. G. CRAWFORD,  
Registrar.

*Her Majesty's High Court of Judicature,  
Appellate Side. Bombay, 31st October 1887.* }

## REPORT ON THE ADMINISTRATION OF CIVIL JUSTICE IN THE PRESIDENCY OF BOMBAY FOR THE YEAR 1886.

The subject of this report, as in former years, is the administration of justice by all the Civil Courts in the Bombay Presidency, with the exception of the Courts at Aden. The Court of Small Causes at Bombay is included this year. This change was effected by Government Resolutions Nos. 70 and 3602, dated 6th January and 23rd June 1887, respectively, whereby the Governor in Council was pleased to direct that in future the Presidency Small Cause Courts shall be on the same footing precisely in respect of Annual Returns as other Civil Courts in the Presidency. From Aden and Zanzibar no information is received by the High Court regarding the working or constitution of the Courts.

2. The territories to which this report relates are the Regulation Provinces, including the Panch Maháls, within the original or appellate jurisdiction of the High Court, and the Province of Sind. A map of the Presidency is annexed, in which the position of the Courts of the various Subordinate Judges is marked by a single red line, while a double red line indicates the head-quarter stations at which are situated the Courts of District Judges or of Assistant Judges exercising the powers of a District Judge.

3. The area and population of the territories above mentioned are as follows :—

	Area in Square Miles.		Population.
	Acres.		
Regulation Provinces ..	76,472	13,946,660	
Sind ...	48,014	2,413,823	
Total ...	124,486	16,360,483	

4. The constitution and functions of the various Civil Courts continue as explained in the report for 1880.

5. During the year 1886 the High Court was presided over by a Chief Justice and six Judges, and one additional temporary Judge was appointed nearly at the end of the year (*vide Bombay Government Gazette*, p. 987, dated 15th November 1886). This additional Judge sat on the Original Side. They are as follows :—

*Chief Justice.*

Sir Charles Sargent.

*Puisne Judges.*

Mr. Justice Bayley.  
Mr. Justice West.  
Mr. Justice Scott.

Mr. Justice Nánábhái Haridás.  
Mr. Justice Birdwood.  
Mr. Justice Jardine.

*Additional Judge.*

Mr. Justice Farran.

*Officiating Judges.*

Mr. Justice Farran from 1st May to 28th October 1886.

Mr. Justice Hart from 3rd December to the end of the year 1886.

Mr. Justice Bayley and Mr. Justice Scott were on leave and Mr. Justice Farran and Mr. Justice Hart officiated for them, respectively.

6. From the 15th of November 1886 the Assistant Judge F. P. of Kaira and Panch Maháls was made Joint Judge of Ahmedabad. There were 13 District and 6 Assistant Judges (including 1 Assistant Judge F. P. at Broach and 1 at Kaira and Panch Maháls.)

7. There were 13 First Class and 88 Second Class Subordinate Judges.

8. The number of Jághirdárs and Inámdárs exercising, under Regulation XIII of 1830, the powers of Subordinate Judges of the Second Class remains unchanged. Three Cantonment Magistrates of Poona, Belgaum and Ahmednagar, respectively, are entered in the returns as having performed the functions of Civil Courts under Act III of 1859. The Mámlatdárs of the various tálukas numbering in all 187 (inclusive of Mahálkaris), as usual, disposed of suits relating to the possession of land under Bombay Act III of 1876.

9. At the close of the year there were 95 Village Munsifs and 236 Conciliators, who had been appointed under the Dekkhan Agriculturists' Relief Act, against 94 Village Munsifs and 227 Conciliators at the end of the previous year.

10. In Sind the constitution of the Civil Courts was the same as stated in the last report.

11. The following statement shows concisely the numbers and designations of the regular Civil Courts throughout the territories which come within the scope of this report. The Courts of the Cantonment Magistrates and Mámlatdárs have not been included, because, though they both at times perform the functions of Civil Courts, these are not their principal duties, and occupy but a very small proportion of their time.

#### *Regulation Provinces.*

The High Court.

The Court of Small Causes in Bombay.

13 District Judges.

2\* Agents for Sardárs in the Dekkhan and Southern Marátha Country under Regulation XXIX of 1827.

2 Assistant Judges with full powers.

4 Assistant Judges employed simply to assist the District Judges.

5 Small Cause Courts.

13 First Class Subordinate Judges.

88 Second Class Subordinate Judges.

6 Inámdárs or Jághirdárs with powers under Regulation XIII of 1830.

95 Village Munsifs under the Dekkhan Agriculturists' Relief Act.

#### *Sind.*

The Sadar Court.

4 District Judges (including the Deputy Commissioner of Thar and Párkar).

1 Small Cause Court.

13 Subordinate Judges.

7 Mukhtyárkars, 6 Munshis and 1 Deputy Collector in Thar and Párkar with power to try civil suits.

12. The total receipts of all the Courts in the Presidency amounted to Rs. 28,12,430 against Rs. 22,50,568 in 1885, while Receipts and expenditure. the expenditure is shown as Rs. 45,25,822 against Rs. 42,29,510 in 1885; but these figures include the receipts and expenditure of Civil, Criminal and Revenue Courts taken all together, in accordance with the directions of the Government of India contained in their Resolution No. <sup>24</sup> <sub>1652-02</sub>, dated 20th October 1882, received with Bombay Government letter in the Judicial Department, No. 6798, dated 31st idem.

---

\* The Judge of Poona is Agent for Sardárs in the Dekkhan, and in the Southern Marátha Country the Agent for Sardárs is the Political Agent of Kolhápur.

13. The following table shows the receipts and expenditure of the High Court compared with the figures of the two previous years:—

	1884.		1885.		1886.	
	Receipts.	Expenditure.	Receipts.	Expenditure.	Receipts.	Expenditure.
	Rs.	Rs.	Rs.	Rs.	Rs.	Rs.
High Court, Original Side ...	2,95,414	3,79,776	2,71,244	3,62,445	4,12,896	3,66,530
Do. Appellate Side ...	53,072	2,70,147	54,104	2,62,717	50,407	2,60,576

*Institution of Suits.*

14. The total number of suits instituted in all the Courts during the year 1886 was 194,011 as compared with 152,969 during the year 1885. These figures show an increase of 41,042 during the year under report: of these 34,336 were instituted in the Bombay Small Cause Court.

The following table shows the number of suits instituted during the last five years:—

	1882.	1883.	1884.	1885.	1886.
Number of suits ...	143,966	139,724	148,361	152,969	194,011

15. The number of suits instituted in the High Court during the year under report was 1,198 against 1,124 in 1885. In the original jurisdiction the suits instituted during 1886 were 31 more than those commenced in 1885. Insolvency suits had also increased by 29.

16. The following comparative table shows the fluctuations in the institution of suits in the High Court during the last nine years:—

	1878.	1879.	1880.	1881.	1882.	1883.	1884.	1885.	1886.
Original jurisdiction...	688	730	595	541	493	459	470	525	556
Admiralty do. ...	...	2	...	...	1	4	1	...	8
Testamentary do. ...	7	6	15	5	11	17	8	7	13
Matrimonial (Parsi) ...	4	4	4	2	4	6	1	2	2
Insolvency ...	565	606	601	489	517	510	546	590	619
Total ...	1,264	1,348	1,215	1,037	1,026	996	1,033	1,124	1,198

17. There was 1 matrimonial suit filed in the Sadar Court in Sind.

18. The number of suits instituted in the District Courts was 292 as compared with 289 in 1885 and 395 in 1884.

19. The following comparative table shows the number of suits instituted during the last six years in the Courts of the Subordinate Judges and Inámdárs exercising civil jurisdiction:—

	1881.	1882.	1883.	1884.	1885.	1886.
Ahmedabad and						
Kaira ...	16,003	15,062	14,438	14,849	(c) 5,161	*15,959
Surat ...	3,896	3,871	3,629	4,298	3,956	3,714
Broach ..	5,514	4,736	4,708	4,637	4,060	4,688
Thána ...	6,945	6,430	6,172	6,497	6,356	7,268
Kolába ...	3,214	3,207	3,199	3,611	3,140	3,339
Násik ...	9,565	9,556	9,185	10,362	9,819	11,455
Ratnágiri ...	6,401	5,937	6,155	5,938	5,913	5,935
Khándesh ...	18,831	18,808	16,829	18,674	19,630	24,999
Ahmednagar ...	4,590	4,679	4,842	5,493	5,877	6,119
Poona ...	5,185	4,996	4,941	5,067	6,395	5,149
Sholápur ...	2,963	2,459	2,474	(a) 4,848	(a) 5,183	(a) 5,946
Sátára ...	4,609	5,022	5,807	5,998	6,128	4,478
Belgaum ...	5,527	5,538	4,863	(b) 3,206	(b) 3,050	(b) 3,147
Kaládgi ...						
Dhárwár ...	3,307	3,228	2,814	2,822	3,223	3,543
Kánara ...	2,055	2,463	2,296	2,466	2,011	2,107
Kaira and Panch						
Maháls ...	1,651	1,534	1,524	1,618	(d) 10,077	...
Karáchi ...	3,250	2,891	2,553	2,766	2,822	2,384
Hyderabad ...	8,889	7,949	7,155	6,607	6,897	5,984
Shikápur ...	8,292	8,411	9,267	7,929	8,098	7,616
Upper Sind Frontier ...						
Thar and Párkar ...	424	355	499	449	479	507
Total ...	121,111	117,132	113,350	118,135	118,275	124,337

\* This figure includes Panch Maháls and Kaira.

(a) This number is of Sholápur-Bijápur.

(b) This number is of Belgaum only.

(c) This figure is of Ahmedabad only.

(d) This number is of Kaira and Panch Maháls.

20. There is an increase in the number of suits as shown by the above table. In this year, as in the last year, the largest number of suits was instituted in Khándesh. The variations in the other districts are not important.

21. The District Judge of Dhárwár remarks in his report "that there has been an increase in the institution of suits in the Subordinate Courts during the past two years," and says that it is due partly to the extension of the Southern Marátha Railway and partly to the partial failure of the rice crop in the western talukas of which these Courts' jurisdiction is composed, and the consequent pressure of their creditors on the agriculturists—their debtors.

22. The following comparative table shows the institution of suits in the Small Cause Courts during the years 1882 to 1886 :—

	1882.	1883.	1884.	1885.	1886.
Ahmedabad ...	3,657	3,539	3,961	4,221	4,766
Nadiád ...	891	870	703	784	1,085
Broach ...	1,242	1,033	1,143	1,236	1,404
Surat ...	2,988	2,459	3,026	2,906	3,147
Poona ...	3,593	3,724	4,270	4,481	5,083
Karáchi ...	2,168	2,175	2,602	2,722	2,403
Bombay ...	...	...	...	...	34,336
Total ...	14,539	13,800	15,705	16,350	52,224

23. This shows a general increase of litigation in the Courts of Small Causes in the year under report, except at Karáchi.

24. The number of suits filed in the Courts of Village Munsifs had increased from 2,504 instituted in 1884 to 5,030 in 1885. It has also increased to 5,386 during the year under report.

## Classification of Suits.

25. The following table shows the classification of the suits instituted in 1886 compared with that of those commenced during 1885:—

No.	Class of Suits.	1885.	1886.	Increase.	Decrease.
<i>Suits for money.</i>					
1	On contract in writing ... ..	74,852	100,318	25,466	...
2	On contract not in writing ... ..	6,462	9,853	3,391	...
3	On account stated ... ..	19,510	19,481	...	29
4	For money had and received ... ..	3,300	4,204	904	...
5	For goods sold ... ..	6,941	14,529	7,588	...
6	For wages, work and materials ... ..	473	457	...	16
7	Other suits for money or movables not already mentioned ... ..	640	2,843	2,203	...
8	Rent of houses and property other than land... ..	1,247	2,923	1,676	...
9	Moveable property or the value thereof ... ..	1,127	1,482	355	...
10	Damages ... ..	778	1,901	1,123	...
<i>Title and other Suits.</i>					
11	Arrears of rent of land with or without ejectment or cancelment of title ... ..	3,835	3,880	45	...
12	Enhancement or abatement of rent ... ..	20	5	...	15
13	Relating to distraint ... ..	7	8	1	...
14	Damages for extortion or withholding receipts or on account of illegal restraint or other cause ... ..	60	62	2	...
15	For pattáhs and kabuláyats ... ..	289	365	76	...
16	For recovery of possession or removal of obstruction under Bombay Act III of 1876 ... ..	11,491	9,991	...	1,500
17	Suits for immoveable property ... ..	10,198	9,702	...	496
18	Suits for declaratory decrees ... ..	497	468	...	29
19	Other suits under the Specific Relief Act ... ..	296	213	...	83
20	Suits to declare and establish rights to real property, including pre-emption, foreclosure, &c. ... ..	2,686	2,597	...	89
21	Suits to declare and establish personal rights ... ..	243	129	...	114
22	Suits for an account ... ..	187	237	50	...
23	Suits relating to religious endowments ... ..	10	10	...	...
24	Suits to set aside judgments, contracts, or obligations on the ground of fraud ... ..	28	49	21	...
25	Suits for dissolution of marriage ... ..	17	15	...	2
26	Suits for enforcement of matrimonial rights ... ..	167	168	1	...
27	Suits for partition ... ..	474	534	60	...
28	Suits relating to shipping ... ..	1	5	4	...
29	Suits relating to religion and caste ... ..	5	7	2	...
30	Administration suits ... ..	25	13	...	12
31	Interpleader suits ... ..	1	5	4	...
32	Dissolution of partnership ... ..	23	26	3	...
33	Suits under Section 261, Act X of 1865 (also Hindu Wills Act) ... ..	2	4	2	...
34	Other suits not falling under any other previous heads ... ..	1,514	1,561	47	...

26. In suits on contracts in writing, contracts not in writing, for money had and received, for goods sold, for rent of houses and property, for moveable property and for damages, there is an increase in the number instituted. There is, however, a decrease in the institution of possessory suits under Bombay Act III of 1876, suits for immoveable property, and to declare and establish personal rights. The inclusion this year of suits in the Bombay Small Cause Court has caused an abnormal amount of fluctuation.

27. The classification and comparison of the 532 suits filed in 1885 and 579 filed in 1886 in the High Court in its ordinary original jurisdiction are as follows:—

*Classification of Suits.*

25. The following table shows the classification of the suits instituted in 1886 compared with that of those commenced during 1885:—

No.	Class of Suits.	1886.	1885.	Increase.	Decrease.
<i>Suits for money.</i>					
1	On contract in writing ... ..	71,852	100,318	28,466	...
2	On contract not in writing ... ..	6,162	9,853	3,691	...
3	On account stated ... ..	19,510	19,481	...	29
4	For money had and received ... ..	3,309	4,204	895	...
5	For goods sold ... ..	6,941	14,529	7,588	...
6	For wages, work and materials ... ..	473	457	...	16
7	Other suits for money or moveables not already mentioned ... ..	640	2,843	2,203	...
8	Rent of houses and property other than land ... ..	1,247	2,923	1,676	...
9	Moveable property or the value thereof ... ..	1,127	1,482	355	...
10	Damages ... ..	778	1,901	1,123	...
<i>Title and other Suits.</i>					
11	Arrears of rent of land with or without ejectment or cancelment of title ... ..	3,835	3,880	45	...
12	Enhancement or abatement of rent ... ..	20	5	...	15
13	Relating to distraint ... ..	7	8	1	...
14	Damages for extortion or withholding receipts or on account of illegal restraint or other cause ... ..	60	62	2	...
15	For pattáhs and kabuláyats ... ..	289	365	76	...
16	For recovery of possession or removal of obstruction under Bombay Act III of 1876 ... ..	11,491	9,991	...	1,500
17	Suits for immoveable property ... ..	10,198	9,702	...	496
18	Suits for declaratory decrees ... ..	497	468	...	29
19	Other suits under the Specific Relief Act ... ..	296	213	...	83
20	Suits to declare and establish rights to real property, including pre-emption, foreclosure, &c. ... ..	2,686	2,597	...	89
21	Suits to declare and establish personal rights ... ..	243	129	...	114
22	Suits for an account ... ..	187	237	50	...
23	Suits relating to religious endowments ... ..	10	19	9	...
24	Suits to set aside judgments, contracts, or obligations on the ground of fraud ... ..	23	49	26	...
25	Suits for dissolution of marriage ... ..	17	15	...	2
26	Suits for enforcement of matrimonial rights ... ..	167	168	1	...
27	Suits for partition ... ..	474	534	60	...
28	Suits relating to shipping ... ..	1	5	4	...
29	Suits relating to religion and caste ... ..	5	7	2	...
30	Administration suits ... ..	25	13	...	12
31	Interpleader suits ... ..	1	5	4	...
32	Dissolution of partnership ... ..	23	26	3	...
33	Suits under Section 251, Act X of 1865 (also Hindu Wills Act) ... ..	2	4	2	...
34	Other suits not falling under any other previous heads ... ..	1,514	1,561	47	...

26. In suits on contracts in writing, contracts not in writing, for money had and received, for goods sold, for rent of houses and property, for moveable property and for damages, there is an increase in the number instituted. There is, however, a decrease in the institution of possessory suits under Bombay Act III of 1876, suits for immoveable property, and to declare and establish personal rights. The inclusion this year of suits in the Bombay Small Cause Court has caused an abnormal amount of fluctuation.

27. The classification and comparison of the 532 suits filed in 1886 and 579 filed in 1885 in the High Court in its ordinary original jurisdiction are as follows:—

*Class of Suits.	1885.	1886.	Increase.	Decrease.
<i>Suits for money or moveable Property.</i>				
Contract in writing ... ..	136	148	12	...
Contract not in writing ... ..	22	10	...	12
On account stated ... ..	64	87	23	...
Money had and received ... ..	3	...	...	3
Goods sold ... ..	18	16	...	2
Wages, work and materials ... ..	9	9	...	...
Other suits for money or moveables not already mentioned ... ..	...	...	...	...
Rent not falling under the Rent Law ... ..	1	1	...	...
Moveable property or value thereof ... ..	14	17	3	...
Damages ... ..	13	21	8	...
<i>Title and other Suits.</i>				
Suits for immoveable property ... ..	41	35	...	6
Suits for declaratory decrees ... ..	1	3	2	...
Other suits under the Specific Relief Act ... ..	36	55	19	...
Suits to declare and establish rights to real property, including pre-emption, foreclosure, &c. ... ..	16	25	9	...
Suits to declare and establish personal rights ... ..	23	26	3	...
Suits for an account ... ..	43	34	...	9
Suits relating to religious endowments ... ..	3	...	...	3
Suits to set aside judgments, contracts or obligations on the ground of fraud ... ..	13	13	...	...
Suits for dissolution of marriage ... ..	2	3	1	...
Suits for enforcement of matrimonial rights ... ..	2	...	...	2
Suits for partition ... ..	6	9	3	...
Administration suits ... ..	23	23	...	...
Interpleader suits ... ..	...	...	...	...
Dissolution of partnership ... ..	17	20	3	...
Suits under Section 261, Act X of 1865 (also Hindu Wills Act) ... ..	7	13	6	...
Other suits not falling under any of the previous heads ... ..	19	11	...	8

28. The chief variation noticeable is in the increase of suits on account stated, suits under the Specific Relief Act and those on contract in writing; and in the decrease of suits on contract not in writing, for an account, and for immoveable property,

29. The total value of the claims in suits instituted during the year 1885 was Rs. 26,50,493 on the Original Side of the High Court, while it was Rs. 91,59,259 in 1886, showing an increase of Rs. 65,08,766. The total value of claims in suits instituted in 1885 in the mofussil was Rs. 1,89,08,998, while in 1886 it was Rs. 2,03,08,524, showing an increase of Rs. 13,99,526.

30. Of the 1,94,011 ordinary civil suits instituted during 1886 the value of claims did not exceed—

Rs. 10 in 28,783	Rs. 1,000 in 2,754
„ 50 in 87,459	„ 5,000 in 1,637
„ 100 in 36,163	„ 10,000 in 182
„ 500 in 29,780	

and it exceeded Rs. 10,000 in 147. The number of suits, the value of which cannot be estimated in money, was 7,106.

#### *Disposal of Suits.*

31. The total number of suits disposed of by the various Civil Courts was 192,546 against 154,692 in 1885, showing an increase of 37,854. The arrears at the commencement of the year were 30,885, and at the end they were 36,589. The number of cases decided by the various classes of Courts during the years 1884, 1885 and 1886 was as follows:—



	1884.	1885.	1886.
High Court ... ..	1,023	1,006	1,174
Sadar Court in Sind ... ..	1	...	2
District and Assistant Judges ... ..	404	316	289
Subordinate Judges ... ..	117,080	118,525	123,670
Cantonment Magistrates ... ..	1,277	1,010	906
Jághirdárs and Inámdárs ... ..	512	612	507
Small Cause Courts ... ..	15,455	16,720	50,457
Village Munsifs ... ..	2,336	5,060	5,342
Mámlatdárs under Bombay Act III. of 1876 ... ..	9,787	11,433	10,199
Total ... ..	147,875	154,682	192,546

32. The details of cases disposed of by the High Court on its Original Side in 1885 and 1886 are as follows:—

	1885.	1886.
Disposed of without trial ... ..	209	253
Compromised ... ..	48	65
Decreed on confession ... ..	10	12
Decreed <i>ex-parte</i> ... ..	411	442
Dismissed <i>ex-parte</i> ... ..	192	196
On reference to arbitration ... { For plaintiff ... ..	...	...
... { For defendant ... ..	...	...
With contest ... { For plaintiff ... ..	85	135
... { For defendant ... ..	51	72
Total ... ..	1,006	1,174

One thousand four-hundred and twenty-seven cases remained pending at the end of the year 1886 against 1,413 at the end of 1885.

33. In the Mofussil Courts an analysis of the cases decided shows the following details for the years 1885 and 1886:—

	1885.	1886.
Disposed of without trial ... ..	15,313	14,796
Compromised ... ..	29,241	35,584
Decreed on confession ... ..	15,615	24,237
Decreed <i>ex-parte</i> ... ..	47,401	64,574
Dismissed <i>ex-parte</i> ... ..	2,258	3,179
On reference to arbitration ... { For plaintiff ... ..	816	789
... { For defendant ... ..	63	102
With contest ... { For plaintiff ... ..	30,108	33,609
... { For defendant ... ..	7,811	9,153
Total ... ..	148,626	186,028

and 35,162 were pending at the close of the year 1886 against 29,472 at the end of 1885.

34. The proportion of suits disposed of *ex-parte* in the Subordinate as well as Small Cause Courts has increased as compared with the figures for the year 1885. The actual number of suits decided *ex-parte* by these Courts during the years 1885 and 1886 is as follows:—

	1885.	1886.	Increase.	Decrease.
Small Cause Courts ... ..	5,977	17,566	11,589	...
Subordinate Courts ... ..	41,071	46,665	5,594	...

35. The percentage of cases thus decided to the total number disposed of in these Courts during the years 1884, 1885 and 1886 was as follows :—

	1884.	1885.	1886.
Small Cause Courts ... ..	36	36	35
Subordinate Courts ... ..	32	31	36

36. The following table shows the average duration of suits in the various Courts :—

	AVERAGE NUMBER OF DAYS DURING WHICH SUITS LASTED.			
	1885.		1886.	
	Contested.	Un-contested.	Contested.	Un-contested.
Unpaid Tribunals— (Jághirdárs and Inámdárs) ... ..	315.5	151.25	307.75	140.75
Paid Sub-divisional Courts—				
Subordinate Judges' Courts ... ..	77.48	42.28	71.478	48.976
Cantonment Magistrates' Courts ... ..				
Mámlatdárs' Courts ... ..				
Small Cause Courts ... ..	88.8	39.84	61.625	36.7
District Courts ... ..	250.98	156.99	319.5	217.76
High Court ... ..	316.66	222.25	1328.	945.

37. The average duration of contested cases has thus decreased in all the Courts except the High and District Courts, while that of uncontested cases has decreased in the Small Cause Courts and Jághirdárs' and Inámdárs' Courts, but increased in the remaining Courts.

38. Of the 1,427 cases pending in the High Court at the end of the year 1,172 had been on the file for more than three months. Of the 35,162 pending in the Mofussil Courts at the close of the year 10,949 have been filed for more than three months.

39. The diminution of delay noticed last year, in the disposal of suits, as satisfactory, thus appears to continue.

40. In addition to the regular suits disposed of by the Courts they also determined 16,452 miscellaneous cases out of 19,201 which came before them for disposal, leaving a balance of 2,749 pending at the end of the year.

*Conciliators under the Dekkhan Agriculturists' Relief Act.*

41. The following table, taken from the 34th paragraph of the Special Judge's report, gives the work done by Conciliators :—

District.	FOR DISPOSAL.				DISPOSED OF								SPECIAL PARTICULARS.				
	Arrears on the 1st January 1886.	Number of applications received during the year.	By transfer.	Total.	Withdrawn by applicant or compromised.	Struck off by Conciliator for default.	Disposed of by agreement forwarded to Court under Section 44.	Referred to arbitration and agreement forwarded to Court under Section 45.	Conciliation failed.			By transfer.	Total disposed of.	Balance remaining for disposal.	How many Certificates under Section 46 granted during the year.	Fees realized during the year under Sections 44, 45 and 46.	Process Fees realized during the year.
1	2	3	4	5	6	7	8	9	10	11	12	13	14	15	16	17	18
Poona .. ..	1,330	11,648	200	13,187	943	2,123	2,373	1	4,402	585	4,987	200	10,637	2,550	3,905	Rs. a.	Rs. a.
Satara .. ..	1,060	10,218	308	12,386	543	2,521	2,023	6	5,022	360	5,402	213	10,713	1,678	5,247	2,081 11	1,725 7
Ahmednagar ..	1,399	6,019	210	8,628	360	2,320	1,258	..	2,023	338	3,267	210	7,421	1,107	3,234	2,722 8	1,579 12
Sholapur .. ..	551	3,398	23	3,972	276	830	637	1	1,360	879	1,739	23	3,500	460	1,713	1,610 3	1,024 8
Total .. ..	5,349	32,183	641	38,073	2,152	7,800	6,296	8	13,713	1,682	15,395	646	32,277	5,796	14,189	7,303 3	4,818 10
Results of 1885.	6,975	40,641	513	48,129	2,661	9,952	9,361	14	17,771	2,621	20,392	513	43,384	5,249	18,915	10,312 8	5,808 0

Appeals.

42. The total number of appeals from decrees that came before all the Appellate Courts was 10,497. Of these, 4,765 were disposed of during 1886, and a balance of 5,732 remained undecided at the end of the year. The following table shows the appeals instituted, disposed of, and pending before the various Appellate Courts of the Presidency for the year 1886 compared with the two previous years :—

	1884.			1885.			1886.		
	Instituted.	Disposed of.	Pending.	Instituted.	Disposed of.	Pending.	Instituted.	Disposed of.	Pending.
<i>High Court.*</i>									
Original Side ... ..	31	27	25	27	22	30	40	44	26
Appellate Side ... ..	123	87	185	136	61	260	119	114	265
{ First appeals.									
{ Second do.	756	582	829	868	464	1,233	724	850	1,107
Sadar Court in Sind. ... ..	6	5	2	12	5	9	10	17	2
{ First appeals.									
{ Second do.	12	10	4	22	20	6	13	17	2
<i>District Courts.</i>									
Ahmedabad ... ..	279	161	445	334	171	278	302	879	573
Kaira and Panch Mahals* ... ..	40	23	65						
Surat ... ..	108	119	79	120	117	82	116	72	126
Broach ... ..	75	98	102	110	137	75	108	100	83
Khândesh ... ..	294	431	248	246	291	203	247	191	259
Thána ... ..	419	638	219	458	440	237	426	463	220
Kolába ... ..									
Násik ... ..	246	282	211	210	261	160	211	194	177
Ahmednagar ... ..	180	210	327	246	188	285	260	319	326
Poona ... ..	324	101	479	283	479	283	324	285	322
Sholápur-Bijápur ... ..	279	214	261	342	226	378	276	148	508
Sátara ... ..	411	200	432	159	314	477	451	317	617
Belgaum ... ..	203	264	76	238	206	108	242	233	117
Dhárwár ... ..	252	207	77	262	204	135	220	247	108
Ratnágiri ... ..	525	792	111	628	404	335	510	430	440
Kánara ... ..	201	98	146	215	115	246	217	158	305
Karachi ... ..	5	4	1	11	8	4	14	16	2
Hyderabad ... ..	52	54	17	69	44	42	63	64	34
Shikárpur ... ..	164	111	197	126	204	119	125	122	127
Thar and Párkar ... ..	4	3	2	2	2	2	5	5	2

\* These figures are of Panch Mahals only for the year 1884, and for 1885 they are for Kaira and Panch Mahals.

43. The table shows a decrease of appeals both in the High Court and in the Mofussil.

44. The following table shows the number of appeals of all kinds made to the High Court from each District during the last five years :—

	1882.			1883.			1884.			1885.			1886.		
	Second Appeals.	Regular Appeals.	Miscellaneous Appeals.	Second Appeals.	Regular Appeals.	Miscellaneous Appeals.	Second Appeals.	Regular Appeals.	Miscellaneous Appeals.	Second Appeals.	Regular Appeals.	Miscellaneous Appeals.	Second Appeals.	Regular Appeals.	Miscellaneous Appeals.
Ahmedabad ... ..	(a)42	18	1	24	20	10	26	10	4	(b)49	17	9	56	30	1
Kaira and Panch Mahals ... ..															
Surat ... ..	62	30	5	70	20	4	50	18	2	37	22	5	59	8	4
Broach ... ..															
Khândesh ... ..	8	3	2	35	2	2	57	4	...	52	4	2	26	3	1
Thána and Kolába ... ..															
Násik ... ..	126	25	11	138	17	5	103	6	14	112	14	3	76	9	3
Ahmednagar ... ..															
Poona ... ..	18	3	2	10	13	...	18	8	2	20	7	4	42	1	4
Sholápur-Bijápur ... ..															
Sátara ... ..	63	13	4	59	18	6	20	19	6	44	16	5	79	12	11
Belgaum ... ..															
Kaládgi ... ..	96	13	1	98	3	2	66	5	3	71	15	3	97	9	1
Dhárwár ... ..															
Ratnágiri ... ..	76	9	5	90	6	4	64	14	4	64	11	2	72	4	7
Shikárpur ... ..															
Kánara ... ..	24	7	2	34	10	2	44	3	1	42	3	2	47	7	2
Zanzibár ... ..															
Thar and Párkar ... ..	92	13	7	144	11	2	219	11	3	152	3	8	83	5	9
...															
...	47	4	1	41	2	6	26	1	2	21	3	3	23	1	2
...															
...	2	...	...	...	...	...	...	...	...	...	...	...	...	...	...
...															

(a) These are for Ahmedabad and Kaira up to 1886.  
 (b) These are for Ahmedabad only.  
 (c) These are for Kaira and Panch Mahals.  
 (d) These are for Sholápur-Bijápur.

Appeals.

42. The total number of appeals from decrees that came before the Appellate Courts was 10,197. Of these, 4,765 were disposed of during 1886, and a balance of 5,732 remained undecided at the end of the year. The following table shows the appeals instituted, disposed of, and pending before the various Appellate Courts of the Presidency for the year 1886 compared with the two previous years:—

	184			185			186		
	Instituted.	Disposed of.	Pending	Instituted.	Disposed of.	Pending	Instituted.	Disposed of.	Pending
<i>High Court.</i>									
Original Side ... ..	31	27	25	27	22	20	40	44	43
Appellate Side ... { First appeals	123	87	185	136	61	261	110	111	117
{ Second do.	756	582	829	848	494	1,233	524	515	1,147
Sadar Court in Sind. { First appeals.	6	5	2	12	5	9	10	17	7
{ Second do.	12	10	4	22	20	6	13	17	2
<i>District Courts.</i>									
Ahmedabad ... ..	279	161	445	334	171	273	392	319	613
Kaira and Panch Mahals* ... ..	40	28	65						
Surat ... ..	108	119	79	120	117	82	116	72	110
Broach ... ..	75	98	102	110	137	75	108	110	83
Khândesh ... ..	294	431	248	216	291	293	247	191	210
Thána ... ..	419	633	219	458	449	267	423	413	229
Kolaba ... ..									
Násik ... ..	246	282	211	219	261	169	211	194	177
Ahmednagar ... ..	186	219	327	246	188	383	269	319	266
Poona ... ..	324	191	479	283	119	283	324	215	312
Sholápur-Bijápur ... ..	279	244	261	343	236	378	216	147	317
Sátára ... ..	411	299	432	359	314	477	411	317	617
Belgaum ... ..	293	264	76	238	263	198	242	233	147
Dhárwar ... ..	252	297	77	262	294	135	279	247	198
Ratnágiri ... ..	525	792	141	628	494	375	519	439	439
Kánara ... ..	24	98	116	215	115	243	217	118	395
Karachi ... ..	5	4	1	11	8	4	11	16	7
Hyderabad ... ..	52	54	17	69	44	42	53	64	34
Shikárpur ... ..	164	111	197	126	204	119	125	122	127
Thar and Párkar ... ..	4	3	2	2	2	2	5	5	2

\* These figures are of Panch Mahals only for the year 184, and for 1856 they are for Kaira and Panch Mahals.

43. The table shows a decrease of appeals both in the High Court and in the Mofussil.

44. The following table shows the number of appeals of all kinds made to the High Court from each District during the last five years:—

	182			183			184			185			186		
	Second Appeals.	Regular Appeals.	Miscellaneous Appeals.	Second Appeals.	Regular Appeals.	Miscellaneous Appeals.	Second Appeals.	Regular Appeals.	Miscellaneous Appeals.	Second Appeals.	Regular Appeals.	Miscellaneous Appeals.	Second Appeals.	Regular Appeals.	Miscellaneous Appeals.
Ahmedabad ... ..	12	18	1	24	20	10	26	19	14	149	17	9	35	29	1
Kaira and Panch Mahals ... ..		30	5	70	20	4	59	18	2	127	27	13	20	8	4
Surat ... ..	8	3	2	55	2	2	57	4	11	137	4	2	25	3	1
Broach ... ..		25	11	138	17	5	37	6	14	131	14	1	26	3	1
Khândesh ... ..	126	25	11	138	17	5	37	12	11	19	2	3	37	7	4
Thána and Kolába ... ..		13	4	29	18	6	29	14	6	44	13	3	29	11	11
Násik ... ..	63	13	4	29	18	6	17	1	5	5	6	4	19	6	13
Ahmednagar ... ..		96	13	1	68	3	2	65	3	3	74	13	1	22	1
Poona ... ..	75	2	5	99	6	4	11	14	4	64	11	2	12	4	7
Sholápur-Bijápur ... ..		24	7	2	34	19	2	43	3	1	31	5	9	7	7
Sátára ... ..	52	17	7	34	11	2	29	11	2	117	3	5	3	5	7
Belgaum ... ..		47	4	1	41	2	6	25	1	2	24	3	5	3	1
Karachi ... ..	2	...	...	...	...	...	...	...	...	...	...	...	...	...	...
Hyderabad ... ..		...	...	...	...	...	...	...	...	...	...	...	...	...	...
Shikárpur ... ..	4	...	...	...	...	...	...	...	...	...	...	...	...	...	...
Thar and Párkar ... ..		...	...	...	...	...	...	...	...	...	...	...	...	...	...

1887 ... ..  
1888 ... ..  
1889 ... ..  
1890 ... ..  
1891 ... ..

35. The percentage of cases thus decided to the total number disposed of in these Courts during the years 1884, 1885 and 1886 was as follows :—

	1884.	1885.	1886.
Small Cause Courts ... ..	·36	·36	·35
Subordinate Courts ... ..	·32	·31	·36

36. The following table shows the average duration of suits in the various Courts :—

	AVERAGE NUMBER OF DAYS DURING WHICH SUITS LASTED.			
	1885.		1886.	
	Contested.	Un-contested.	Contested.	Un-contested.
Unpaid Tribunals— (Jághirdárs and Inámdárs) ... ..	315·5	151·25	307·75	140·75
Paid Sub-divisional Courts—				
Subordinate Judges' Courts ... ..	} 77·48	42·28	71·478	48·976
Cantonment Magistrates' Courts ... ..				
Mámlatdárs' Courts ... ..				
Small Cause Courts ... ..	88·8	39·84	61·625	36·7
District Courts ... ..	250·98	156·99	319·5	217·76
High Court ... ..	316·66	222·25	1328·	945·

37. The average duration of contested cases has thus decreased in all the Courts except the High and District Courts, while that of uncontested cases has decreased in the Small Cause Courts and Jághirdárs' and Inámdárs' Courts, but increased in the remaining Courts.

38. Of the 1,427 cases pending in the High Court at the end of the year 1,172 had been on the file for more than three months. Of the 35,162 pending in the Mofussil Courts at the close of the year 10,949 have been filed for more than three months.

39. The diminution of delay noticed last year, in the disposal of suits, as satisfactory, thus appears to continue.

40. In addition to the regular suits disposed of by the Courts they also determined 16,452 miscellaneous cases out of 19,201 which came before them for disposal, leaving a balance of 2,749 pending at the end of the year.

*Conciliators under the Dekkhan Agriculturists' Relief Act.*

41. The following table, taken from the 34th paragraph of the Special Judge's report, gives the work done by Conciliators :—

District.	FOR DISPOSAL.				DISPOSED OF										SPECIAL PARTICULARS.		
	Arrears on the 1st January 1886.	Number of applications received during the year.	By transfer.	Total.	Withdrawn by applicant or compromised.	Struck off by Conciliator for default.	Disposed of by agreement forwarded to Court under Section 44.	Referred to arbitration and agreement forwarded to Court under Section 45.	Conciliation failed.		Total disposed of.		Balance remaining for disposal.	How many Certificates under Section 46 granted during the year.	Fees realized during the year under Sections 44, 45 and 46.	Process Fees realized during the year.	
1	2	3	4	5	6	7	8	9	10	11	12	13	14	15	16	17	18
Poona .. ..	1,530	11,648	200	13,187	948	2,123	2,378	1	4,402	685	4,987	200	10,637	2,550	3,995	2,081 11	1,725 7
Satara .. ..	1,900	10,218	308	12,850	643	2,521	2,023	6	5,022	980	5,402	213	10,712	1,678	5,247	2,722 8	1,579 12
Ahmednagar ..	1,300	6,010	210	8,628	360	2,370	1,258	..	2,023	238	3,207	210	7,421	1,107	3,234	1,610 8	1,024 8
Sholapur ..	651	3,308	23	3,972	276	630	637	1	1,360	379	1,734	23	3,500	460	1,713	880 2	488 15
Total .. ..	5,440	32,184	641	38,073	2,132	7,800	6,290	8	13,713	1,682	15,394	646	277	5,790	14,189	7,308 8	4,818 10
Results of 1885.	6,975	40,641	613	48,123	2,661	9,932	9,301	14	17,711	2,621	20,393	513	42,788	5,249	18,916	10,312 8	5,800

Appeals.

42. The total number of appeals from decrees that came before all the Appellate Courts was 10,497. Of these, 4,765 were disposed of during 1886, and a balance of 5,732 remained undecided at the end of the year. The following table shows the appeals instituted, disposed of, and pending before the various Appellate Courts of the Presidency for the year 1886 compared with the two previous years :—

	1884.			1885.			1886.		
	Instituted.	Disposed of.	Pending	Instituted.	Disposed of.	Pending	Instituted.	Disposed of.	Pending.
<i>High Court.</i>									
Original Side ... ..	31	27	25	27	22	30	40	44	26
Appellate Side ... {	123	87	185	136	61	260	119	114	265
	756	582	829	868	464	1,233	724	850	1,107
Sadar Court in Sind. {	6	5	2	12	5	9	10	17	2
	12	10	4	22	20	6	13	17	2
<i>District Courts.</i>									
Ahmedabad ... ..	279	161	445	334	171	273	302	370	573
Kaira and Panch Maháls* ... ..	40	28	65		23	377		78	126
Surat ... ..	108	119	79	120	117	82	116	78	126
Broach ... ..	75	98	103	110	137	75	108	100	83
Khándesh ... ..	294	431	248	246	291	203	247	191	259
Thána ... ..	419	638	219	458	440	237	426	413	220
Kolába ... ..									
Násik ... ..	246	282	211	210	261	160	211	194	177
Ahmednagar ... ..	180	210	327	246	189	385	260	319	326
Poona ... ..	324	101	479	283	479	283	324	285	322
Sholápur-Bijápur ... ..	279	214	261	343	226	378	270	148	604
Sátára ... ..	411	200	432	159	314	477	451	317	617
Belgaum ... ..	203	264	76	238	200	108	242	233	117
Dhárwár ... ..	252	207	77	262	204	135	220	217	108
Ratnágiri ... ..	525	792	111	628	404	335	510	430	410
Kánara ... ..	201	98	146	215	115	246	217	158	305
Karáchi ... ..	5	4	1	11	8	4	14	16	2
Hyderabad ... ..	52	54	17	69	44	42	53	64	34
Shikárpur ... ..	164	111	197	126	204	119	125	122	127
Thar and Párkar ... ..	4	3	2	2	2	2	6	6	2

\* These figures are of Panch Maháls only for the year 1884, and for 1886 they are for Kaira and Panch Maháls.

43. The table shows a decrease of appeals both in the High Court and in the Mofussil.

44. The following table shows the number of appeals of all kinds made to the High Court from each District during the last five years :—

	1882.			1883.			1884.			1885.			1886.		
	Second Appeals.	Regular Appeals.	Miscellaneous Appeals.	Second Appeals.	Regular Appeals.	Miscellaneous Appeals.	Second Appeals.	Regular Appeals.	Miscellaneous Appeals.	Second Appeals.	Regular Appeals.	Miscellaneous Appeals.	Second Appeals.	Regular Appeals.	Miscellaneous Appeals.
Ahmedabad ... ..	(a)42	18	1	24	20	10	26	10	4	(b)49	17	9	58	30	1
Kaira and Panch Maháls ... ..															
Surat ... ..	62	30	5	70	20	4	50	18	2	37	22	5	59	8	4
Broach ... ..	8	3	2	35	2	2	57	4	...	52	4	2	26	3	1
Khándesh ... ..															
Thána and Kolába ... ..	126	25	11	139	17	5	103	6	14	112	14	3	76	9	3
Násik ... ..	18	3	2	10	13	...	37	12	...	49	5	5	27	7	4
Ahmednagar ... ..															
Poona ... ..	63	13	4	59	18	6	20	19	6	44	16	5	79	12	11
Sholápur-Bijápur ... ..	96	13	1	09	3	2	66	5	3	71	15	3	97	9	1
Sátára ... ..															
Belgaum ... ..	76	9	5	90	6	4	64	14	4	64	11	2	72	4	7
Kaládgi ... ..	24	7	2	34	10	2	44	3	1	42	3	2	47	7	2
Dhárwár ... ..															
Ratnágiri ... ..	92	13	7	144	11	2	219	11	3	152	3	8	83	5	2
Kánara ... ..	47	4	1	41	2	6	26	1	2	21	3	3	23	1	2
Zánzibár ... ..	...	2	...	...	5	...	...	4	...	...	2	...	...	...	...

(a) These are for Ahmedabad and Kaira up to 1884.  
 (b) These are for Ahmedabad only.  
 (c) These are for Kaira and Panch Maháls.  
 (d) These are for Sholápur-Bijápur.

45. In the High Court there were for disposal 65 appeals from the decrees of Judges sitting on the Original Side of the Court and 5 references from the Bombay Court of Small Causes. Of these in 3 cases the appeals were dismissed, in 23 the decrees were confirmed, in 7 they were modified, and in 11 they were reversed, while 26 remained pending at the end of the year.

46. From the Mofussil there were 379 appeals from original decrees, which are accounted for as follows:—

	Number.
Confirmed under Section 551, Civil Procedure Code	... 13
Dismissed for default	... 1
Decree confirmed	... 62
Do. modified	... 19
Do. reversed	... 9
Remanded	... 10
	-----
Total disposed of	... 114
Pending	... 265

47. The number of second appeals for disposal was 1,957, which were dealt with as follows:—

	Number.
Confirmed under Section 551, Civil Procedure Code	... 247
Dismissed for default	... 9
Decree confirmed	... 452
Do. modified	... 33
Do. reversed	... 50
Remanded	... 59
	-----
Total disposed of	... 850
Pending at the end of the year	... 1,107

48. The following figures show the number of appeals before the Sadar Court in Sind, and how they were disposed of:—

	Number of Appeals before the Court.	DISPOSED OF.						Total disposed of.	Pending.
		Confirmed - Section 551, C. P. C.	Dismissed for default.	Confirmed.	Modified.	Reversed.	Remanded.		
Appeals from original decrees...	19	...	...	8	2	7	...	17	2
Appeals from appellate decrees	19	...	3	6	4	3	1	17	2

49. The total number of appeals from decrees coming before the District Courts was 8,053. Of these, decrees in 180 appeals were confirmed under Section 551, Civil Procedure Code; 210 appeals dismissed for default; in 2,008 cases the decree was confirmed; in 550 the decree was modified; in 568 the decree was reversed; and in 207 the suit was remanded. The total number thus disposed of was 3,723, and the balance pending at the end of the year was 4,330.

50. The following table shows the percentage of appeals disposed of in which the decrees of the lower Courts were reversed or varied:—

Courts.	Total number of Appeals disposed of.	Percentage of Decrees confirmed or left unaltered.	Percentage of Decrees reversed or modified or suit remanded.
<i>High Court.</i>			
Original Side	44	68	32
Appellate Side	114	71	29
	850	57	43
Sadar Court in Sind.	17	59	41
	17	59	41

Courts.	Total Number of Appeals disposed of.	Percentage of Decrees confirmed or left unaltered.	Percentage of Decrees reversed or modified or suit remanded.
<i>District Courts.</i>			
Ahmedabad ... ..	379	56	46
Kaira and Panch Maháls...			
Surat ... ..	72	50	50
Broach ... ..	100	67	33
Khándesh ... ..	191	70	30
Thána ... ..	283	78	22
Kolába ... ..	160	69	31
Násik ... ..	194	77	23
Ahmednagar ... ..	319	77	23
Poona ... ..	285	66	34
Sholápur-Bijápur...	148	72	28
Sátára ... ..	317	76	24
Belgaum ... ..	233	67	33
Dhárwár ... ..	247	70	30
Ratnágiri ... ..	430	72	28
Káwara ... ..	158	59	41
Karáchi ... ..	16	44	56
Hyderabad ... ..	64	72	28
Shikárpur... ..	122	50	50
Thar and Párker ... ..	5	60	20

51. There were 259 miscellaneous cases before the appellate Courts. Of these, orders in 25 were confirmed under Section 551, 8 dismissed for default, 106 confirmed, 2 modified, 45 reversed, and 12 remanded. Thus, in all, 198 appeals were disposed of, and the balance at the end of the year was 61.

52. Besides civil appeals—regular, second and miscellaneous—the High Court on its Appellate Side disposed of 218 applications under extraordinary jurisdiction and 31 references under Section 617 of the Civil Procedure Code.

#### *Execution of Decrees.*

53. The total number of applications for execution of decrees before the several Courts was 286,134; of these in—

37,867 cases satisfaction was obtained in full;  
 48,812 ditto ditto in part;  
 143,080 the applications were wholly infructuous;  
 524 the applications were transferred to other provinces for disposal; and  
 53,500 applications were pending at the close of the year.

54. Judgment-debtors were arrested in 4,292 cases without being imprisoned, and were actually imprisoned in 3,250 cases. In the year 1885 they were arrested without imprisonment in 4,077 cases and were imprisoned in 2,379 cases.

55. The total amount recovered in execution proceedings was Rs. 38,06,106.

56. The number of applications under Chapter XX of the Civil Procedure Code was only 561 in the Mofussil, which shows that very few people there resort to the insolvency provision of that Code and the Dekkhan Agriculturists' Relief Act.

57. In the Insolvency Court in Bombay, constituted under 11 and 12 Victoria, Chapter 21, 619 applications were presented against 590 in the previous year.

58. The number of civil cases tried with the aid of assessors was 17, all under Act X of 1870 (the Land Acquisition Act). There were 2 cases disposed of in the Chief Pársi Matrimonial Court, and 4 also in the District Pársi Matrimonial Court.

59. A tabular statement is given as an appendix to this report, showing concisely the exact state of the work in each district subordinate to the High Court.



60. In the Presidency of Bombay the records of suits tried by Subordinate Judges are finally deposited in the District Courts. This system provides a safeguard against their being fraudulently tampered with, and the facilities provided by the rules framed by the High Court in June 1882 secure parties against unnecessary expenses and delay in obtaining copies. The District Judges generally report that the records are in very good order, though many of them complain of over-crowding and want of accommodation in the record-rooms, notwithstanding the periodical destruction of useless records.

61. During the year under report more than half of the District Judges inspected some of the Courts subordinate to them; of these inspections the general results reported are satisfactory. Such of the work of the Subordinate Judges as came under the observation of the High Court in the trial of civil appeals has satisfied the Court as to the intelligence, industry and ability of the Subordinate Judges as a class.

62. The District Judge of Khándesh attributes the increase of 5,169 suits in his district to a good agricultural season and apprehension of the introduction of the Dekkhan Agriculturists' Relief Act.

63. The District Judge of Sátára remarks that the main features of the work of the year in his district are the decrease in the number of original suits, and the increase in the number of pending appeals. The former is mainly in suits on contracts in writing and for immoveable property, and is attributable in the one case to the termination of the period of limitation for such suits originating in transactions prior to Act XVII of 1879, and in the other to the re-imposition of Court-fees and the exhaustion of old mortgage claims, together with the decision in *Rámchandra v. Mahádáji* (I. L. R., 9 Bom., 141).

64. The District Judges of Sholápur-Bijápur and Kánara again call attention to the unsuitable nature and insufficient accommodation of the buildings used as their District Court record-rooms.

65. The chief results of the administration of civil justice in the Presidency may be briefly summed up thus:—

During the year under report there were 41,042 more suits instituted than in 1885. The number of suits disposed of shows an increase of 37,854, which is principally due to the inclusion for the first time this year in this report of the Bombay Small Cause Court. Appeals have also increased to the extent of 570; there is also an increase of 312 in the number of appeals disposed of during the year under report.

C. E. G. CRAWFORD,  
Registrar.

*Her Majesty's High Court of Judicature,* }  
*Appellate Side. Bombay, 31st October 1887.* }

No. 1640 of 1887.

*Judicial Commissioner's Office,  
Karachi, 2nd September 1887.*

FROM

THE JUDICIAL COMMISSIONER IN SIND,

To

THE REGISTRAR,

Her Majesty's High Court,

Bombay.

SIR,

In forwarding the annual statements relating to the administration of civil and criminal justice in the Province of Sind for the year 1886, I have the honour to explain that Government Resolution No. 2352 of the 16th May 1887, Judicial Department, embodying instructions issued on the points referred to in Mr. Macpherson's letter No. 1556 of the 28th August 1886, was not received until late in that month, after a large number of the returns for the Province had been compiled. The receipt of the Resolution necessitated reference on the 27th May last to the Sessions Judges and District Magistrates, enquiring whether their returns for 1886 had been prepared in accordance with the instructions conveyed in the Resolution. It was found in many instances that the returns were not so prepared and this discovery led to the return of many statements, which entailed several references and consequent delay both in the offices of divisional officers and of heads of districts, and the last amended return was received in my office only last week. I mention these circumstances in order to account for a delay which would probably not have otherwise occurred. I would also mention that the reports of the district officers which accompany their returns, also herewith forwarded, refer more or less to the figures in their original statements, and not to the statements as subsequently amended.

2. The constitution of the Courts—civil, criminal and revenue—during 1886 differed in some respects from that in 1885. The differences to be noticed are that, whereas in 1885 there were 12 European officers and no Native officer exercising both original and appellate jurisdiction as Magistrates, on the last day of the year 1886, there were 10 European and 1 Native officer then exercising such jurisdiction. The number of European officers who exercised only original Magisterial jurisdiction in 1886 was 11 compared with 9 in 1885, while Native officers exercising only original jurisdiction as Magistrates of the first, second and third classes numbered, respectively, 8, 58 and 49, as against 7, 54 and 56, respectively, in the year 1885. The number of Native Magistrates for 1886 includes 1 Special Magistrate of the third class, a Parsi by race. In the civil Courts there was 1 Native less than the number of such officers who exercised only original jurisdiction in 1885, but an increase of 1 is observable in the number of Native officers who presided in the year under report in Revenue Courts constituted under Bombay Act III of 1876.

3. The receipts and charges of the various Courts are given in abstract in the following table:—

1886.	Receipts.			Charges.		
	Rs.	a.	p.	Rs.	a.	p.
Court of the Judicial Commissioner and Sadar Court of Sind ...	2,600	0	0	48,293	0	0
District and Sessions Courts, and Subordinate Courts ...	1,62,584	9	2	2,22,101	12	9
Court of Small Causes, Karachi ...	17,043	0	0	13,121	0	0
Magistrates' Courts ...	93,959	7	5	2,68,979	7	7
Total ...	2,76,187	0	7	5,52,495	4	4

4. An examination of the figures for the years 1885 and 1886 shows a decrease in the amount of receipts during the year to which this report refers, and this decrease is doubtless owing to the falling off in the number of suits instituted during the year, as will appear further on. It is largest in the receipts of the District and Subordinate Civil Courts, and it appears also in the figures for the Court of Small Causes at Karáchi, in which, as in other civil Courts in the Province, the number of suits instituted fell in 1886. The receipts for the Magistrates' Courts, however, rose in round numbers from Rs. 78,000 to 94,000. The receipts of the Sadar Court maintained an almost equal balance with its income in 1885.

5. Charges rose to Rs. 5,52,000 as against Rs. 5,36,000 in the year 1885, but this increase is due partly to the fact that a sum of about Rs. 4,700 was drawn as salary and allowances for November and December 1885 by the Judicial Commissioner on his return from privilege leave in January 1886, and partly to allowances paid to Acting officers in different districts. The charges for the Court of Small Causes at Karáchi are shown to have fallen by about Rs. 5,000 in 1886 compared with the expenditure for the previous year; but it is necessary to explain that this large decrease is owing mainly, if not entirely, to the circumstance that the Judge who acted in that Court for several months in 1886 held no substantive appointment under Government, and drew only a part of the pay attaching to the office.

#### *Criminal Justice.*

6. A comparison of the figures for the years 1885 and 1886 shows that whereas in the former year the number of offences reported was 19,608 with 39,042 offenders, the number for 1886 is 20,241 with 42,732 offenders. The number of cases returned as true during these years was 15,469 and 15,915, respectively, while the number of offenders so returned is given at 30,174 in 1885 compared with 31,459 in 1886.

7. The following table contrasts the number of persons under trial during the two years, including those pending from the previous year :—

Year.	Under Trial.	Acquitted or discharged.	Convicted.	Died, &c.	Pending at the end of the year.
1885 ... ..	30,233	21,380	8,105	24	724
1886 ... ..	31,282*	21,980	8,570	31	689
Increase ...	1,049	600	465	7	...
Decrease ...	...	...	...	...	35

\*Inclusive of 12 persons whose cases were on the dormant file at the end of the year.

8. As in the previous year, so in the year to which these returns relate, there was no case brought to trial under either Chapter VI or Chapter VII of the Indian Penal Code.

9. The cases against the public tranquillity brought to trial in 1886 numbered 185 as against 151 in 1885, while there were 9 such cases in respect of offences by, or relating to, public servants as against 3 in 1885. Contempts of the lawful authority of public servants were tried in 122 cases compared with 160 cases in 1885, and there were 253 cases of giving false evidence and of offences against public justice contrasted with 209 similar cases in the preceding year. Cases relating to coin and to Government stamps, and cases relating to weights and measures are returned at 6 and 20, respectively, for 1886, the figures for 1885 having been 8 and 18, respectively. Cases involving offences affecting the public health, safety, convenience, decency and morals amounted to 156 in the year under report, which is 17 more than the number of such cases brought to trial in 1885. There were 2 cases of offences relating to religion. This is the same number as in 1885, but the number of offenders in 1886 was 10, whereas the number under trial in 1885 was 6.

10. The subjoined table exhibits the number of cases brought to trial during the years 1885 and 1886 in respect of offences affecting the human body— Chapter XVI, Indian Penal Code—the number of persons under trial, and the result of the trials :—

	Number of Cases brought to Trial.		NUMBER OF PERSONS									
			Under Trial.		Acquitted or discharged.		Convicted.		Died, &c.		Pending Trial.	
	1885.	1886.	1885.	1886.	1885.	1886.	1885.	1886.	1885.	1886.	1885.	1886.
Offences affecting life and attempts ... ..	67	69	114	112	50	72	37	35	1	1	26	4
Causing of miscarriage, &c., and attempts ... ..	3	1	5	1	2	1	3	...	...	...	...	...
Hurt and attempts ... ..	2,341	3,172	6,190	8,830	5,545	8,127	499	577	1	3	145	123
Wrongful restraint, &c., and attempts ... ..	48	36	131	93	116	80	5	12	2	...	8	1
Criminal force, &c., and attempts ... ..	746	1,380	1,626	3,049	1,430	2,616	183	346	...	3	13	54
Kidnapping, &c., and attempts.	16	12	59	52	55	45	4	3	...	...	...	4
Rape and attempts ... ..	8	16	12	26	9	17	3	5	...	4	...	...
Unnatural offence and attempts.	15	12	17	12	5	6	11	5	1	...	...	1
Total ... ..	3,244	4,698	8,154	12,175	7,212	10,994	745	983	5	11	192	187

11. An increase is noticeable in 1886 in the number of cases brought to trial as also an increase in the number of persons tried. Of these, 10,994 were acquitted or discharged as compared with 7,212 in 1885, while 983 were convicted as against 745 in the preceding year. But although the number of persons under trial in 1886 was so much larger than in 1885, it is satisfactory to note that the number of persons whose cases were pending trial at the end of the year under report was less than the number at the close of the previous year, the figures being respectively 187 and 192. The most marked increase in the above table for 1886 is found in the figures against the offences of hurt and of criminal force and assault. Offences affecting life show a decrease of 2 in 1886 in the number of persons under trial. The number of offences of causing miscarriage, &c., has fallen from 3 cases with 5 accused in 1885 to 1 case and 1 accused in 1886. Charges of the offence of rape are just double in 1886 to what they were for 1885, viz. 8 and 16, respectively, with a corresponding increase in the number of persons brought to trial. As, however, only 5 convictions were obtained in the year, while 17 persons were acquitted or discharged, it may be inferred that complaints of this class of offences are not unfrequently made without foundation. Unnatural offences, which are supposed to be not uncommon in Sind, are shown to have fallen from 15 cases in 1885 to 12 in 1886 with 12 accused persons, of whom 6 were acquitted or discharged, 5 were convicted and 1 was awaiting trial at the end of the year. The convictions obtained in 1885 were 11, while only 5 were acquitted or discharged in that year, compared with 5 convictions and 6 acquittals in 1886.

12. Turning to offences against property, falling under Chapter XVII, it will be found that 4,305 cases in all were brought to trial in 1886. Compared with the corresponding figures (4,257) for 1885, these show an increase of 48. Of the total number of persons who were under trial, viz., 7,063, 3,518 were acquitted or discharged, 3,337 were convicted, and 9 died or escaped, leaving 195 persons under trial at the end of the year, exclusive of 4 persons whose cases were on the dormant file owing to the accused escaping or absconding and not appearing within 12 months of being proclaimed.

13. Cases of theft decreased by 35 in 1886, and attempts to commit that offence by 4, the figures for 1885 and 1886 being, respectively, thefts—2,538 and 2,503, and attempts—11 and 7.

14. The Courts dealt with 4 cases of offences relating to documents and to trade or property marks, in which there were brought to trial 7 persons, of whom 1 was convicted, the remaining 6 being either acquitted or discharged. Compared with the results for 1885, these figures give a decrease of 1 case and of 8 persons brought to trial.

15. Under Chapter XIX there was but 1 case of criminal breach of contract of service, in which the accused, numbering 3 persons, were acquitted or discharged; but offences under the following Chapter XX, relating to marriage, were tried in 485 cases against 443 in 1885. In the cases so tried in 1886, there were 1,169 persons, 983 of whom were acquitted or discharged, while only 81 were convicted, 8 having died or escaped, and 92 being under trial at the end of the year. Of the number of persons brought to trial the cases of 5 were transferred to the dormant file owing to the accused escaping or absconding and not appearing within 12 months of being proclaimed. Comparing these figures with those of 1885, we find that there was an increase of 42 cases in 1886 with an increase of 81 in the number of persons brought to trial. Two reports relating to attempts at offences under Chapter XX were made during the year, with 6 reported offenders, but neither of these cases was returned as true, as against 1 case with 1 person reported true and brought to trial in 1885.

16. Forty-seven persons were tried in 22 cases of defamation, of whom only 1 was convicted, and the case of 1 person was pending at the close of the year. In 1885, there were 24 such cases, implicating 41 persons, of whom 3 were convicted and 38 were acquitted or discharged as against 45 in 1886.

17. One thousand six hundred and sixteen cases of criminal intimidation, insult and annoyance (Chapter XXII) were brought to trial in 1886, resulting in the acquittal or discharge of 3,741 persons and in the conviction of 147, the cases of 76 persons having remained undecided at the close of the year. These figures compare favourably with those for 1885, when 3,053 such cases were brought to trial with 7,710 persons, 7,313 of whom were acquitted or discharged and 327 were convicted, the number remaining under trial at the end of that year being 70.

18. The large number of 4,593 persons in 3,333 cases of offences under special and local laws was before the Courts in 1886 as compared with 4,221 persons and 3,112 cases in 1885. The cases under trial in 1886 resulted in the conviction of 3,173 persons as against 1345 acquittals or discharges. Three persons died or escaped, and the cases of 69 persons were pending trial at the end of the year, while the cases of 3 persons were transferred to the dormant file owing to the accused escaping or absconding and not appearing within 12 months of being proclaimed. The returns for the year show that there was an increase in this class of offences of 372 persons in 221 cases over the figures for 1885, which increase has led to a corresponding increase in the number of acquittals or discharges and of convictions.

19. The result of 15,226 cases of all classes of offences brought to trial in 1886 with 31,282 persons has been that there were 21,980 persons acquitted or discharged and 8,570 convicted, leaving 689 persons under trial at the end of the year. Thirty-one persons died or escaped during the year 1886, and the cases of 12 persons were on the dormant file at the end of the year owing to the accused escaping or absconding and not appearing within 12 months of being proclaimed. Contrasting these figures with those for the preceding year, there has been an increase of 383 in the number of cases brought to trial in 1886 and of 1,049 in the number of persons under trial, with an increase of 465 convictions and of 600 acquittals or discharges in the same year. But a large percentage of this increase is attributable, as previously pointed out, to the very large increase in the number of offences coming under hurt and criminal force, &c., rather than to an increase in offences generally, the figures under those heads alone having risen from 2,341 cases of hurt with 6,190 persons in 1885 to 3,172 cases with 8,830 persons in 1886, and from 746 cases of criminal force, &c., with 1,626 persons in 1885 to 1,380 cases with 3,049 persons in 1886. The District Magistrate of Shikárpur brings to notice that for the first time for many years a murder case was disposed of under the Sind Frontier Regulation No.  $\frac{57}{C.P.}$  of 1872 as amended by Regulation II of 1884, resulting in three persons being fined Rs. 500 each.

20. Statement No. 2 A., embodying the results of the trials of European British subjects in Sind during 1886, shows that the number of such persons accused and brought before Magistrates was 43, and that the number actually brought to trial during the year was 46, including 3 persons committed in 1885.

24 were convicted—22 by Magistrates and 2 by Courts of Session— while 21 were acquitted or discharged by Magistrates, and 1 by a Court of Session. There were 44 cases involving European British subjects disposed of in 1886 as against 56 in 1885, and no case was pending at the end of the year, whereas there were 2 such cases at the close of the previous year. As in 1885, the offences in 1886 fell under hurt, criminal force and assault and under special and local laws, with 1 case of mischief and 4 cases of criminal intimidation, insult and annoyance; but there was no case of theft, or of contempt of the lawful authority of public servants or of an offence affecting health, &c., as in 1885.

21. The Courts had 562 cases of miscellaneous proceedings under the Code of Criminal Procedure before them during the year compared with 425 in 1885. Of 672 persons concerned in these cases, 239 were discharged and 430 were convicted or bound by order as against 236 and 246 persons, respectively, in 1885. There has been a large increase of 22 cases in 1886 consequent on proceedings under Chapter VIII to prevent breaches of the peace, and of 82 cases in which proceedings for security for good behaviour were had under the same Chapter. There has also been an increase of 25 in the number of cases which came before the Courts in 1886 for maintenance under Chapter XXXVI of the Code. Fifty-one cases of forfeiture under Chapter XLII were before the Courts with 63 persons, 21 of whom were discharged and 42 were convicted. The figures for 1885 show that there were only 35 such cases in 1885, and that order was made against 38 persons only, 15 having been discharged. One person was proceeded against and had an order made against him in 1886 on proceedings taken under Chapter XXXV relating to offences affecting the administration of justice.

22. Examining the general results of criminal trials in the tribunals of the various classes in Sind it appears that, of the convictions obtained in 1886, 7,643 were had on regular trial and that 927 persons were convicted on summary trial. Three hundred and four persons were committed for trial or their cases were referred to higher tribunals, and 52,478 witnesses were examined by the Courts. The greatest duration of each case was an average of 45 days before the Courts of Session, followed by 18 days before the District and Divisional Magistrates, and of 9 days before Stipendiary Magistrates sitting singly. The Special Magistrate in Karáchi, who exercises jurisdiction within the limits of the Karáchi Municipality, disposed of 119 cases, not one of which occupied one day in duration. The average duration of 9 cases submitted to the Sadar Court for confirmation of sentence of death was 10 days.

23. Six persons were sentenced to death in 1886 compared with 7 in 1885, and 16 to transportation compared with 13 in the previous year. Of 3,485 persons sentenced to imprisonment 465 were sentenced to be imprisoned for 15 days and under, 2,456 to 6 months and under, 511 to 2 years and under, 52 to 7 years and under, and 1 to above 7 years. Five boys had their sentences of imprisonment commuted to detention in the Reformatory School at Shikárpur. Whipping was inflicted on 113 persons according to the following scale:—

10 stripes and under	on	31 persons.
20	do.	58 "
30	do.	24 "

The number of whippings awarded in 1885 was 169, those for 1886 thus showing a decrease of 56. The percentage of whippings on other punishments inflicted in 1886 was 1·24 as against 2·13 in the preceding year. The punishment of fine was resorted to in 5,902 instances in 1886 compared with 5,612 in 1885, the total amount of fines imposed in the two years being, respectively, Rs. 89,095 and Rs. 82,439, the amount of fines realized in 1886 being Rs. 64,573 compared with Rs. 55,385 in 1885; but the amount paid as compensation in the latter year exceeded by Rs. 1,117 the sum paid by way of compensation in 1886.

24. Proceeding to Statement No. 6 it will be seen that the appellate Courts had 1,484 appellants before them in 1886, or 69 more than there were in 1885; and that they disposed of 1,330 cases in appeal, compared with 1,274 in 1885. The number of appellants before the Chief Magistrates of districts in 1886 was 915, being 202 in excess of the number for 1885, while the Courts of Session show a decrease of 133 in the number of appellants in those Courts in 1886 compared with the number for the previous year. The Sadar Court had the same number of appellants before it in both the years 1885 and 1886, *viz.* 91.

The number in 1886 includes 2 appeals from acquittals made by Government under the provisions of Section 417 of the Criminal Procedure Code. The figures in the following table contrast the number of appellants and the results of appeals during the years 1885 and 1886 in all Courts :—

		NUMBER OF PERSONS.									
1	2	3	4	5	6	7	8	9	10	11	12
	Total number of appellants before the Courts.	Died, escaped or transferred to another Province or Presidency.	Appeals rejected.	Sentence or order confirmed.	Sentence enhanced.	Sentence reduced or otherwise altered.	Sentence reversed.	Proceedings quashed.	New trial or further enquiry ordered.	Referred for revision to the High Court.	Pending trial.
<i>Appeals.</i>											
1885	... 1,415	...	459	584	...	102	180	18	12	...	60
1886	... 1,484	...	483	576	...	140	221	2	21	1	40
1886	... +69	...	+24	-8	...	+38	+41	-16	+9	+1	-20

25. The number of persons in cases dealt with by the Courts in the exercise of their revisional jurisdiction during the year was 873, exclusive of 100 accused persons against whom application was made by 33 complainants, and the cases so disposed of numbered 565, or 20 in excess of the number in 1885. The sentences of 20 persons were enhanced in 1886 as against 17 in 1885; they were reduced or otherwise altered in 32 instances, which is 2 less than in 1885; the sentences of 72 persons were reversed in 1886 compared with 67 in 1885, and the proceedings in the case of 1 person were quashed in 1886, while no such order was made in 1885. New trial or further enquiry was ordered in respect of 48 persons, being 35 in excess of the number in 1885; and reference for revision was made to the Sadar Court regarding 57 persons, the corresponding number in 1885 having been 80. The Courts declined to interfere in the cases of 707 persons. The duration of appeals and of cases in revision was shortest in the Sadar Court, viz. 7 and 9 days, respectively, that before the Magistrates was 9 and 16, respectively, and that before the Courts of Session 15 and 91 days, respectively.

26. Twenty-four cases were tried by jury in the Court of Session of Karachi in 1886, in all of which the Judge concurred with the verdict. The result of the trials was 11 acquittals and 13 convictions. The number of cases so tried in 1885 was 22, in all of which also the Court concurred with the verdict of the jury. One hundred and seventeen cases were tried by the Courts of Session with the aid of assessors, that is 2 more than in 1885. The Judge concurred with the opinion of the assessors in 87 cases as against 93 in 1885, and differed from one assessor in 10 cases and from both in 20, the corresponding figures for 1885 being returned at 3 and 19, respectively.

#### Civil Justice.

27. Nineteen thousand five hundred and eighty suits were instituted during the year 1886 in the Civil Courts in Sind, including Revenue Courts under Bombay Act III of 1876, compared with 21,679 suits filed in 1885. There has been the large falling off of 1,805 in the number of suits instituted in the Subordinate Courts, a decrease of 6 in the number filed in the District Courts, and of 319 in that instituted in the Court of Small Causes at Karachi, while an increase of 33 is observable in the institutions before the Cantonment Magistrate of Jacobabad under Regulation XXII of 1827, the figures for the Revenue Courts falling within 2 of the number of suits instituted in 1885, viz. 432.

28. A large decrease of 1,655 is found in the number of suits brought on accounts stated, and of 228 in suits for goods sold, while suits for damages have also decreased by more than 100 per cent., the figures being 168 in 1885 and 83 in the year under report. Similarly "other suits for money, &c.," show an almost proportionate decrease in 1886. The number of suits for dissolution of marriage has decreased from 8 in 1885 to 2 in the succeeding year, and there has likewise been a decrease of 6 in those instituted for enforcement of matrimonial rights. Partition suits, however, rose from 23 in 1885 to 28 in 1886, and administration suits were reduced to 2 against 11 in the previous year, a reduction also appearing in the number of suits for dissolution of partnership, which fell from 8 in 1885 to 2 in 1886. In other suits not falling under any of the heads in respect of suits for money or moveable property and in respect of suits relating to title, &c., there is also a decrease in 1886 of 54 contrasted with the number of such suits instituted in 1885.

One suit, as in 1885, was instituted in 1886 in the Court of the Judicial Commissioner in Sind under the Indian Divorce Act (IV of 1869) for enforcement of matrimonial rights.

29. The reasons generally for the decrease noticed are differently assigned by different Judges. One attributes it to failure of crops, in which case the money-lending classes find it useless to proceed against their debtors of the agricultural classes from whom they may succeed in getting nothing by litigation with its attendant expenses to the creditor who sues. On the other hand, a good harvest is also suggested as a reason for the falling off noticeable in some Courts, it being stated that a fair out-turn of crops enables the rayats to meet the claims of their creditors, who are thus kept from recourse to the machinery of the civil Courts for the recovery of their claims against agriculturists. These reasons no doubt account more or less for the fluctuations which are observed on a comparison of one year's figures with those of another.

30. Notwithstanding the decrease in the number of suits instituted in the year, the value of such suits is returned at Rs. 20,00,618 as against Rs. 19,00,886 in the previous year. The following table exhibits the number of suits, according to value, instituted in the two years, ranging from sums not exceeding Rs. 10 to sums exceeding Rs. 10,000, and shows the number of such suits the value of which cannot be estimated in money:—

1	NUMBER OF SUITS INSTITUTED IN VALUE								10 Number of Suits the Value of which cannot be estimated in Money.	
	2 Not exceeding Rs. 10.	3 Not exceeding Rs. 50.	4 Not exceeding Rs. 100.	5 Not exceeding Rs. 500.	6 Not exceeding Rs. 1,000.	7 Not exceeding Rs. 5,000.	8 Not exceeding Rs. 10,000.	9 Exceeding Rs. 10,000.		
<i>Civil Courts.</i>										
Courts of Subordinate Judges.	1885. 5,087	7,949	2,460	2,231	228	98	...	...	213	
	1886. 4,390	7,118	2,411	2,009	191	121	...	...	161	
Court of Small Causes, Karáchi.	1885. 487	1,362	476	397	...	...	...	...	...	
	1886. 452	1,129	454	368	...	...	...	...	...	
Cantonment Magistrates	1885. 58	22	...	...	...	...	...	...	...	
	1886. 77	36	...	...	...	...	...	...	...	
District Courts ...	1885. 1	4	3	21	25	39	12	16	27	
	1886. ...	1	6	24	29	31	20	10	22	
Court of the Judicial Commissioner in Sind.	1885. ...	...	...	...	...	...	...	...	1	
	1886. ...	...	...	...	...	...	...	...	1	
<i>Revenue Courts.</i>										
Courts under Bowbay Act III of 1876.	1885. 16	93	76	42	3	3	...	...	129	
	1886. 14	128	65	62	5	7	...	...	149	
Total of all Courts ...	1885. 5,649	9,430	3,035	2,691	256	140	12	16	479	
	1886. 4,933	8,412	2,936	2,553	224	159	20	10	333	
	1886.	-716	-1,018	-99	-138	-32	+19	+8	-6	-117

31. Of the total number of suits before the Civil Courts in 1886, 5,837 were disposed of without trial as against 6,037 suits so disposed of in 1885; and of those disposed of without contest, 5,075 were compromised compared with 7,568 in the previous year, while 1,189 were decreed on confession compared



with 1,481 in 1885. Two thousand four hundred and twelve were decreed *ex parte* and 109 were dismissed *ex parte*, the suits so decreed and dismissed in 1885 having been 2,721 and 67, respectively. The plaintiff succeeded in 317 and the defendant in 30 cases referred to arbitration, the results of such references in 1885 having been 383 and 29, respectively. Judgment for plaintiff, in whole or in part, was entered in 2,330 contested suits in 1886 as against 2,661 in the preceding year. The defendant obtained judgment in 490 such suits in 1886 compared with 558 in 1885. These results indicate that the suits in a large measure were instituted on *bona fide* claims.

32. A larger number of suits was pending at the close of the year under report than at the end of the preceding year, with a corresponding increase in the number of cases pending more than three months. This increase is traceable to large institutions at or about the close of the year, and not to any delay on the part of the Judges in disposing of the suits. It may here also be remarked that the files of pending suits in the several Courts are closely watched by the Sadar Court, which insists on the disposal of suits without avoidable delay, every delay being required to be satisfactorily accounted for in the quarterly returns of pending suits submitted to that Court by the Courts subordinate to it.

33. Statement No. 9, Part II, shows the general results of the trial of miscellaneous judicial cases in the Courts. There were 910 such cases before the Civil Courts in 1886, which number shows a decrease of 116 compared with the number in the preceding year. Seven hundred and seventy-eight of these cases were disposed of before the close of the year, when there were 132 pending, of which 30 were pending more than three months. Of the miscellaneous cases before the Courts, 153 were disposed of without trial as against 243 so disposed of in 1885. Seventy-nine or 3 more than in the preceding year were promised without contest; 70 were decreed on confession, the number decreed in 1885 having been 80. One hundred and fifteen were decreed on admission, as contrasted with 120 and 31, respectively, in the preceding year. Reference to arbitration resulted in favour of defendant in 73, exclusively of cases, the same as in 1885, when plaintiff in 2 cases obtained an award, and plaintiff having obtained an award in the year under report. Judgment was entered for plaintiff in whole or in part in 241 contested cases, and for defendant in 89 such cases as against 151 and 196, respectively, in the preceding year.

34. The following table contrasts the average duration of contested and uncontested civil suits, of such suits in Revenue Courts and of contested and uncontested miscellaneous judicial cases in the Civil Courts in the years 1885 and 1886 :—

Class of Courts.	AVERAGE DURATION OF SUITS.			
	Contested.		Uncontested.	
	1885.	1886.	1885.	1886.
<i>Civil Courts—Civil Suits.</i>				
Courts of Subordinate Judges ... ..	60	80.84	36.7	39.43
Court of Small Causes, Karáchi ... ..	23.1	20.5	13.07	21.4
Cantonment Magistrates ... ..	7.07	33.40	11.08	3.60
District Courts ... ..	361.27	234.4	126.27	146.10
Court of the Judicial Commissioner in Sind ... ..	...	...	...	69.5
<i>Revenue Courts.</i>				
Courts under Bombay Act III of 1876 ... ..	32.44	22.54	22.52	17.99
<i>Civil Courts—Miscellaneous Judicial Cases.</i>				
Courts of Subordinate Judges ... ..	43.483	54.49	26	32.80
Court of Small Causes, Karáchi ... ..	41.1	80.02	26.1	29.7
District Courts ... ..	218.01	121.77	234.66	155.45
<i>Revenue Courts.</i>				
	Nil.			

35. The District Courts in Sind disposed of 207 out of 372 appeals from decrees in 1886, confirming 13 decisions under Section 551, Civil Procedure Code, and dismissing 27 appeals for default, &c. The numbers so confirmed and dismissed in 1885 were, respectively, 11 and 22. Five appeals were heard *ex parte* with the following results:—

Decisions confirmed	...	...	...	2
Do. reversed	...	...	...	1
Cases remanded	...	...	...	2

*Ex parte* hearings in appeals from decrees in the District Courts in 1885 numbered 9, the decree appealed against having been confirmed in 5 cases and modified and reversed, respectively, in one case, while 2 cases were remanded.

36. The results of such contested appeals in these Courts during the years 1885 and 1886 are shown to have been as follows:—

DECREES.							
Confirmed.		Modified.		Reversed.		Remanded.	
1885.	1886.	1885.	1886.	1885.	1886.	1885.	1886.
115	93	45	23	36	29	20	17

37. One hundred and sixty-five appeals were pending on the files of the District Courts at the end of the year, and 121 of this number were pending more than three months, as against 167 which were pending at the close of the preceding year, inclusive of 102 which were then pending more than three months. These Courts also had before them 7 objections taken by respondents under Section 561, Civil Procedure Code, in 1886, as against 6 such objections taken in 1885.

38. The Sadar Court of Sind had before it 38 appeals from decrees in 1886, or 2 less than in the year 1885. Three of these appeals were dismissed for default, &c. No appeal was heard *ex parte* and 31 were contested, the decision being confirmed in 14 cases, modified in 6, and reversed in 10. One appeal was remanded in 1886. Of the contested appeals from decrees decided by the Sadar Court in 1885, the decision was confirmed in 8, modified in 2, and reversed in 3.

39. Out of the 20 miscellaneous judicial cases in appeal before the District Courts in 1886, 1 was dismissed for default and 2 were confirmed *ex parte*; 6 were confirmed after contest and 9 were so reversed, leaving 2 pending of more than three months' duration at the end of the year. The number of miscellaneous judicial cases in appeal before those Courts during 1885 was 24, of which 10 were dismissed for default or want of prosecution; 2 were disposed of *ex parte*, of which 1 was confirmed and 1 was reversed; and 9 were contested, with the result that 7 were confirmed and 2 reversed.

40. The Sadar Court had 10 such appeal cases in 1886, or 3 in excess of the number for 1885. Nine of these cases were disposed of, leaving 1 pending under three months' duration as against 5 disposed of in 1885 and 2 pending at the close of that year, 1 of which was of over three months' duration.

41. The Civil Courts had to deal with 14,445 applications for execution of decrees in 1886, or with 537 less than the number that was before them in 1885. This decrease scarcely bears a fair proportion to the decrease in the number of suits in 1886. Nine applications were disposed of by transfer; satisfaction was obtained in full in 1,927, which is 76 in excess of 1885, and the number of applications on which satisfaction was obtained in part rose from 857 in the preceding year to 1,060 in 1886. Ten thousand six hundred and eighty-three applications proved wholly infructuous in the year under report compared with 10,830 in 1885. The total number of applications disposed of by the Civil Courts in 1886 is returned at 13,679 as against 13,541 in 1885, at the end of which year there were pending 1,441 or about double the number of applications that were

awaiting disposal at the end of 1886, *viz.* 766, of which number only 153 were pending more than three months contrasted with 417 that were so pending at the close of the preceding year: These results are very satisfactory and point to a general effort on the part of the Judges to ensure speedy disposal of applications made in execution of decrees.

42. The amount realized by all the Civil Courts on process issued on such applications was Rs. 1,47,842, which compares favourably with the amount so realized in 1885, *viz.* Rs. 1,21,583, while the amount realized without issue of process shows an increase of Rs. 64,254 over the sum so realized in 1885. These figures also must be taken to be satisfactory as indicating both the justness of the claims on which decrees were obtained and ability on the part of judgment-debtors to meet the claims decreed.

43. The number of applications on which the judgment-debtor was imprisoned was 370, and that on which he was arrested but released without imprisonment was 631 compared with 381 and 658, respectively, in the year 1885. Partition was effected on 5 applications as against 6 in 1885, in which year specific performance was enforced on 1 application, no such application having been made in the year to which the returns relate.

44. The result of applications for execution against moveable and immoveable property in the years 1885 and 1886 is contrasted in the following table :—

		NUMBER OF APPLICATIONS.						
		On which moveable Property.		On which immoveable Property.			On which possession was given.	
		Was sold.	Was attached, but subsequently released.	Was sold.	Was dealt with under Sections 305, 322 or 326, Act XIV of 1882.	Was attached, but subsequently released under Section 275.	Of moveable.	Of immoveable.
1885	...	185	421	254	7	375	6	44
1886	...	230	542	255	4	327	1	45
	1886 ...	+45	+121	+1	-3	-48	-5	+1

The number of applications on which execution was effected in 1886 through the Civil Courts, otherwise than as noticed in the above remarks and table, was 102, or 39 in excess of the number in the previous year.

45. The Revenue Courts had but 6 applications for disposal in 1886, that is, 7 short of the number in 1885. Five of these were disposed of with full satisfaction as against 11 such successful applications in 1885. Possession of immoveables was given on 4 applications and specific performance was enforced on 1, and one was pending at the end of the year, which was also the number in 1885.

46. There were 87 applications for declaration of insolvency in 1886 before the Courts, which disposed of 74, leaving 13 pending at the end of the year. The figures for 1885 were, respectively, 96 and 70 with 26 pending at the close of that year. The District Courts had only 2 applications, of which 1 was rejected and 1 awaited disposal at the end of 1886. The Court of Small Causes at Karáchi disposed of 12 out of 15 applications, while the Subordinate Courts dealt with 61 out of a total of 70 for hearing. These Courts discharged 9 insolvents during the year under Section 355, and in the estates of 5 insolvents before them, in which receivers had been appointed, proceedings were finally closed during the year. The amount of creditors' claims dealt with during the year and admitted was Rs. 1,313, or Rs. 577 short of the amount of such claims in 1885; but the

gross amount of insolvents' assets realized in 1886 was Rs. 4,114 compared with Rs. 966 in the previous year. Of the realizations in 1886 a sum of Rs. 1,242 was disbursed as against Rs. 887 in 1885.

47. The work of the Shikárpur District, both civil and criminal, continues to be heavy, but the appointment of the Judge of Hyderabad as Joint Judge of Shikárpur has given some relief to the Judge, and has tended to a reduction in the files which could not otherwise have been obtained in view of the large amount of civil and criminal work with which the District and Sessions Court has to deal annually. The District Courts of Karáchi, Hyderabad and Shikárpur, the Subordinate Courts in the Shikárpur District, the Subordinate Civil Courts of Nausháhro, Hála and Hyderabad, and the Court of Small Causes at Karáchi were examined by Mr. Candy during the year and in the course of his annual tour which began in November 1886. Several Magistrates' Courts were also examined. The result of the examination of the Court of Small Causes at Karáchi was specially reported to Government in Mr. Candy's letter No. 590 of the 30th March 1887, and the working of that Court has now, I trust, been placed on a satisfactory footing.

I have the honour to be,

Sir,

Your most obedient Servant,

H. J. PARSONS,

Judicial Commissioner in Sind.

JUDICIAL STATEMENT No. 1—(CIVIL AND CRIMINAL).

Statement showing the Number of Judicial Divisions and the Number of Officers exercising Appellate or Original Jurisdiction in the Presidency of Bombay on the last day of the year 1886, with the Cost of Tribunals.

Name of Presidency.	Area.	Population.	Number of Divisions for Courts under Ch. of Court, but superior to Chief Courts of Districts.	Number of Districts.	Number of Sub-Districts.	TOTAL NUMBER OF OFFICERS EXERCISING ORIGINAL OR APPELLATE JURISDICTION.					TOTAL NUMBER OF CASES DECIDED.				Total Receipts of the Courts.	Total Charges of the Courts.	REMARKS.	
						Judges of Chief Court of Province.	Judges of other Courts superior to Chief District Court.	Judges of Chief Courts of Districts.	Judges of District Courts other than Chief Courts.	Judges of other Subordinate Courts.	Original		Appeals					
											Regular.	Miscellaneous.	Regular.	Miscellaneous.				
1	2	3	4	5	6	7	8	9	10	11	12	13	14	15	16	17	18	
Presidency of Bombay.	Territory subject to the High Court.	76,515	13,916,660	...	13	101	(a) 8	...	(b) 13	6	(c) 116	158,477	231,999	4,622	173	Ra. a. p. 25,36,243 4 1	Ra. a. p. 39,73,326 4 10	(a) Includes the Chief Justice and one additional temporary Judge. (b) The District Judge of Poona is also Agent for Sardars in the Deccan. (c) Includes 7 Small Cause Court Judges, 2 Registrars and 6 unpaid officers. Besides these there were also 3 Cantonment Magistrates, 1 Agent for Kolhapur and Southern Maratha Country and 187 Mamlatdars and Mahalkaris under Act III of 1876 who exercised civil powers. (d) These are District and Presidency Magistrates exclusive of Sessions and Assistant Sessions Judges. (e) These include all classes of Magistrates except District Magistrates. Besides these there was 1 Subordinate Judge who was invested with criminal powers and also 13,823 Police Patils. (f) Is the Judge of the Sadar Court in Sind. (g) Besides these the Deputy Commissioner of Thar and Parkar exercised civil powers. (h) Includes 1 Small Cause Court Judge. Besides these there were also 1 Registrar, 1 Cantonment Magistrate, 1 Deputy Collector, 7 Mukhtyarkars and 6 Munshis and 61 Mamlatdars who exercise civil powers. (i) These include all classes of Magistrates except District Magistrates. (j) Includes also applications for execution of decrees and applications under Chapter XX., Civil Procedure Code.
							Criminal ...	...	(d) 21	...	(e) 512	95,582	1,342	2,194	847			
							Revenue ...	...	...	...	...	9,766	761	...	...			
	Territory not subject to the High Court.	48,014	2,413,823	...	4	13	(f) 1	...	(g) 3	...	(h) 14	18,689	14,531	241	27	2,76,187 0 7	5,52,495 4 4	
							Criminal ...	...	5	...	(i) 133	15,305	559	1,330	565			
							Revenue ...	...	...	...	...	419	5	...	...			
Total ...	..	.....	...	...	...	...	...	...	...	...	298,238	(j) 249,197	8,287	1,612	28,12,430 4 8	45,25,821 9 2		

NOTE.—Column 1, Sub-head "Total."—The entries to be made here will show the area and population of the entire Presidency, the average number of districts and sub-districts for civil, criminal and revenue purposes, the actual number of persons exercising jurisdiction, and the total work done by them, with the financial results.  
Columns 16 and 17.—The Judicial receipts and charges should be shown as a whole, just as they appear in the Treasury accounts, care being taken that the charges on account of buildings are included in Column 17.

Statement showing the Number of Judicial Officers exercising Original and Appellate Jurisdiction, both European and Native, in the Presidency of Bombay, including Sind.

Designation.	Europeans.	Natives.	Remarks.	Designation.	Europeans.	Natives.	Remarks.
Chief Justice and High Court Judges ...	7	1		Subordinate Judges, First Class ...	1	15	
Judge of the Sadar Court in Sind ...	1	.....		Do. Second Class ...	.....	98	
District and Sessions Judges ...	15	1		Magistrates, First Class ...	81	89	
Assistant Judges, F.P. and Joint Sessions Judges ...	2	.....		Do. Second Class ...	4	243	
Assistant Judges ...	4	.....		Do. Third Class ...	4	245	
Small Cause Court Judges ...	3*	5*	* These include the Judges of the Bombay Small Cause Court.	Police Patils ...	.....	13,823	

Her Majesty's High Court of Judicature,  
Appellate Side. Bombay, 31st October 1887.

KRISHNAMUKHRA'M A'TMARA'M MEHTA,  
Acting Assistant Registrar.

## JUDICIAL STATEMENT No. 2—(CRIMINAL).

Statement of Offences reported and of Persons tried, convicted and acquitted of each class of Offences in the Presidency of Bombay in the year 1886.

Description of Offence.	Number of offences reported.	Number of cases returned as true.	Number of cases brought to trial during the year.	NUMBER OF PERSONS					REMARKS.
				Under trial during the year, including pending from previous year.	Acquitted or discharged.	Convicted.	Died, escaped, or transferred to another Province.	Remaining under trial.	
1	2	3	4	5	6	7	8	9	10
Offences against the State, Chapter VI. of the Indian Penal Code.	1	1	1	15	13	2	...	...	
Offences relating to the Army and Navy. ... .. " VII.	1	...	...	...	...	...	...	...	
Offences against the Public tranquility.... .. " VIII.	718	462	448	3,158	1,989	1,111	...	58	1 complainant was fined under Section 350, C. P. C.
Attempts at do. ... ..	1	...	...	...	...	...	...	...	
Offences by or relating to public servants ... .. " IX.	119	104	103	137	77	58	...	2	
Contempts of the lawful authority of public servants. " X.	678	658	651	979	429	528	(a) 1	21	(a) Died.
False evidence and offences against public justice .. " XI.	886	798	768	1,026	435	531	(b) 6	54	(b) 5 escaped, 1 died.
Attempts at do. ... ..	2	2	2	2	2	...	...	...	
Offences relating to coins and Government stamps ... " XII.	136	110	108	138	70	66	...	2	
Attempt at do. ... ..	1	1	1	2	1	1	...	...	
Offences relating to weights and measures ... .. " XIII.	135	128	127	142	39	102	...	1	
Attempts at do. ... ..	9	9	9	10	2	8	...	...	
Offences affecting the public health, safety, convenience, decency and morals... .. " XIV.	1,124	1,079	1,071	1,334	234	1,092	(c) 1	7	(c) Died.
Attempts at do. ... ..	4	4	4	4	...	4	...	...	
Offences relating to religion... .. " XV.	41	25	24	96	72	23	...	1	
Offences affecting life.	437	344	369	601	*357	284	(d) 2	49	(d) Died, 2 out of these 1 was paroled.
Attempts at do. ... ..	112	99	95	107	33	73	...	1	
Causing of miscarriage, injuries to unborn children, exposure of infants and the concealment of births ...	109	58	56	87	52	31	(e) 1	3	(e) Died.
Attempts at do. ... ..	4	4	4	4	2	2	...	...	
Hurt ... ..	25,064	19,559	19,383	47,783	43,167	4,250	(f) 6	360	(f) 2 died, 4 escaped. 1 complainant was fined under Section 340, C. P. C.
Attempts at hurt ... ..	28	24	24	47	40	6	...	1	
Offences affecting the human body, Chapter XVI.									
Wrongful restraint and wrongful confinement.	662	329	319	650	517	115	...	18	
Criminal force and assault ... ..	6,941	5,862	4,103	8,486	6,459	1,942	(g) 3	52	(g) 2 died, 1 escaped. 23 complainants were fined under Section 340, C. P. C.
Attempts at do. ... ..	13	8	8	8	5	3	...	...	
Kidnapping, forcible abduction, slavery and forced labour ... ..	197	68	61	124	84	36	...	4	
Attempts at do. ... ..	1	1	...	1	...	...	...	1	
Rape ... ..	117	63	60	98	79	14	...	5	
Attempts at do. ... ..	11	9	11	17	14	3	...	...	
Unnatural offence ... ..	27	20	21	23	11	11	...	1	
Attempts at do. ... ..	2	1	1	...	...	...	...	...	
Theft ... ..	16,004	9,703	9,288	13,761	4,573	8,953	(h) 11	224	(h) 4 escaped and 7 were transferred.
Attempts at do. ... ..	61	45	45	66	15	51	...	...	
Extortion ... ..	117	79	74	216	159	56	...	1	
Attempts at do. ... ..	1	1	2	3	3	...	...	...	
Robbery and dacoity ... ..	527	266	263	704	381	293	...	30	
Attempts at do. ... ..	5	2	2	1	...	1	...	...	
Offences against property, Chapter XVII.									
Criminal misappropriation of property ... ..	733	657	652	676	547	290	...	39	
Attempts at do. ... ..	7	7	7	10	8	2	...	...	
Criminal breach of trust.	1,639	799	759	913	653	344	(i) 1	12	(i) Died.
Attempts at do. ... ..	1	1	1	1	...	1	...	...	
Receiving of stolen property ... ..	1,164	963	916	1,598	697	869	(j) 1	31	(j) Escaped.
Attempts at do. ... ..	5	5	5	8	1	7	...	...	
Cheating... ..	778	467	434	650	497	124	(k) 3	27	(k) 1 escaped, 1 trans-ferred.
Attempts at do. ... ..	3	3	2	4	1	2	...	1	

## JUDICIAL STATEMENT No. 2—(CRIMINAL)—continued.

Description of Offence.	Number of Offences reported.	Number of cases returned as true.	Number of cases brought to trial during the year.	NUMBER OF PERSONS					REMARKS.
				Under trial during the year, including pending from previous year.	Acquitted or discharged.	Convicted.	Died, escaped, or transferred to another Province.	Remaining under trial.	
1	2	3	4	5	6	7	8	9	10
Offences against property, Chapter XVII.									
Fraudulent deeds and disposition of property.	24	20	22	44	39	5	...	...	
Mischievous ...	4,831	3,132	3,076	7,367	6,266	1,024	(l) ... 3	74	(l) escaped. 12 complainants were fined under Section 250, C. P. C.
Attempts at do.	13	7	7	10	5	5	...	...	
Criminal trespass	4,321	2,816	2,492	4,652	3,110	1,477	(m) ... 2	63	(m) 1 died, 1 escaped, 1 complainant was fined under Section 250, C. P. C.
Attempts at do	64	21	21	32	9	20	...	3	
Offences relating to documents and to trade or property marks ... Ch. XVIII, I. P. C.	79	56	56	96	69	13	...	14	
Criminal breach of contracts of service ... Ch. XIX.	14	10	9	32	31	...	...	1	
Offences relating to marriage, ,, XX.	1,524	935	864	1,772	1,511	139	(n) ... 8	114	(n) 2 died, 6 escaped, 19 complainants were fined under Section 250, C. P. C.
Attempts at do. ... ,, XXI.	2	...	...	...	...	...	...	...	
Defamation ... ,, XXI.	238	182	165	359	313	44	...	2	
Attempts at do. ... ,, XXI.	3	3	3	9	9	...	...	...	
Criminal intimidation, insult and annoyance ... ,, XXII.	5,738	4,263	4,181	9,104	8,340	673	...	91	
Attempts at do. ... ,, XXII.	3	2	2	2	1	1	...	...	
Offences under special and local laws:—									
Apprentices Act, XIX of 1850 (India).	4	4	4	4	...	4	...	...	
Arms Act, XI of 1878 (India) ...	267	252	248	282	38	241	...	3	2 complainants were fined under Section 250 C. P. C.
Army Act, I of 1881 (India) ...	36	36	36	41	5	36	...	...	
Breaches of Contract Act, XIII of 1859, (India) ...	446	417	415	475	265	209	...	1	
Cantonment Act, III of 1880 (India) ...	5	5	5	5	2	3	...	...	
Cattle Trespass Act, I of 1871 (India) .	1,577	1,207	1,284	3,552	2,944	576	(o) ... 1	31	(o) Died. 12 complainants were fined under Section 250, C. P. C.
Civil Procedure Code, Act XIV of 1832 (India) ...	26	25	26	37	22	14	...	1	
Contagious diseases Act, XIV of 1868 (India) ...	429	429	318	318	1	317	...	...	
Coasting Vessels (Bombay) Act, XIX of 1838 (India) ...	29	28	28	34	8	26	...	...	
Criminal Procedure Code, Act X of 1882 (India) ...	575	547	509	814	245	563	(p) ... 4	2	(p) 2 died, 2 escaped.
Distress Act, I of 1875 (India) ...	5	4	...	...	...	...	...	...	
Dekhan Agriculturists' Relief Act, XVII of 1879 (India) ...	56	55	54	60	49	10	...	1	
European Vagrancy Act, IX of 1874 (India) ...	86	86	85	85	1	84	...	...	
Frontier Regulation Act, XXVII of 1872 (India) ...	2	2	2	32	1	31	...	...	
Forest Act, VII of 1878 (India) ...	692	651	643	1,417	374	1,035	...	8	
Land Customs, (Bombay) Act, XXIX of 1857 (India) ...	1	1	1	1	1	...	...	...	
Merchants Seaman Act, I of 1859 (India) ...	189	189	184	220	13	207	...	...	
Merchant Shipping Act, VII of 1880 (India) ...	5	5	5	5	1	4	...	...	
Mutiny Act (as amended by Act VII of 1867) (India) ...	40	40	40	40	28	12	...	...	
Native Passenger Ships Act, VIII of 1876 (India) ...	15	15	15	15	...	15	...	...	
Opium Act, I of 1878 (India) ...	445	412	405	462	91	367	...	4	
Police (Presidency Towns) Acts XIII of 1856 and XLVIII of 1860 (India) ...	24,738	24,694	24,220	25,373	303	25,063	(q) ... 2	5	(q) 1 died, 1 transferred
Ports Act, XII of 1875, (India) ...	119	119	118	118	2	116	...	...	
Post Office Act, XIV of 1868 (India) ...	15	13	15	16	6	10	...	...	
Railway Act, IV of 1879 (India) ...	328	319	306	362	52	305	...	5	
Registration Act, III of 1877 (India) ...	10	10	11	13	6	7	...	...	
Salt Act, XII of 1882 (India) ...	90	85	85	99	15	83	...	1	
Sea Customs Act, VIII of 1878 (India) ...	3	3	3	4	1	3	...	...	
Stage Carriages Act, XVI of 1861 (India) ...	34	34	34	39	2	37	...	...	
Stamp Act, I of 1879 (India) ...	91	69	90	100	11	89	...	...	
Telegraph Act, XIII of 1885 (India) ...	1	1	1	1	1	...	...	...	
Transport of Salt by Sea, Act XVI of 1879 (India) ...	7	7	7	9	2	7	...	...	
Treasure Trove Act, VI of 1873 (India) ...	8	8	8	26	3	23	...	...	

## JUDICIAL STATEMENT No. 2—(CRIMINAL)—concluded.

Description of Offence.	Number of offences reported.	Number of cases returned as true.	Number of cases brought to trial during the year.	NUMBER OF PERSONS					REMARKS.
				Under trial during the year, including pending from previous year.	Acquitted or charged.	Convicted.	Died, escaped or transferred to another Province.	Remaining under trial.	
1	2	3	4	5	6	7	8	9	10
An Act to reduce the pecuniary penalty for purchasing arms, &c., from soldiers, Act VII of 1867 (India) ...	2	2	2	2	...	2	...	...	
Abkari Act, V of 1878 (Bombay) ...	1,970	1,841	1,823	2,293	383	1,883	...	23	
Cantonment Act, III of 1867 (Bombay).	2,331	2,331	2,331	2,509	149	2,360	...	...	
District Police Act, VII of 1867 (Bombay) ...	5,375	5,322	5,319	5,613	334	5,264	...	15	
Gambling Act, III of 1866 (Bombay) ...	94	92	92	458	108	350	...	...	
Irrigation Act, VII of 1879 (Bombay) ..	119	116	110	194	103	74	...	17	
Jails Act, II of 1874 (Bombay) ...	4	4	4	4	2	2	...	...	1 complainant was fined under Section 250, C. P. C.
Land Revenue Code, Act V of 1879 (Bombay) ...	144	143	143	236	58	177	...	1	
License Tax, Act III of 1878 (Bombay) .	10	10	10	9	3	6	...	...	
Municipal Act, VI of 1873 (Bombay)...	7,748	7,682	7,656	8,137	764	7,293	...	80	
Municipal Acts, III of 1872 and IV of 1873 (Bombay) ...	5,823	5,823	4,560	4,560	210	4,341	...	...	
Police Regulation, XII of 1827 (Bombay) ...	6	6	6	17	15	2	...	...	
Port Trust Acts, VI of 1879 and VI of 1883 (Bombay) ...	120	120	115	115	...	115	...	...	
Public Conveyance Act, VI of 1863 (Bombay) ...	5,347	5,325	5,239	5,287	99	5,185	...	4	
Public Ferries Act, II of 1863 (Bombay).	28	24	24	32	25	7	...	..	
Registration of Boats, Act I of 1863 (Bombay) ...	15	12	12	13	...	13	...	...	
Sales of Poisons, Act VIII of 1866 (Bombay) ...	10	9	9	10	4	6	...	...	
Salt Act, VII of 1873 (Bombay) ...	201	260	237	376	54	318	...	4	
Tolls Act, III of 1875 (Bombay) ...	4	4	4	4	2	2	...	...	
Tramways Act, I of 1874 (Bombay) ...	49	49	34	34	6	28	...	...	
Tramways Act, II of 1883 (Bombay) ...	5	3	3	3	1	2	...	...	
Vaccination (Karachi) Act IV of 1879 (Bombay) ...	24	24	23	23	2	21	...	...	
Vaccination Act, I of 1877 (Bombay)...	164	164	151	151	1	150	...	...	
Village Police Act, VIII of 1867 (Bombay) ...	2,703	2,652	2,651	3,625	1,465	2,358	...	2	
<b>Total ...</b>	<b>138,208</b>	<b>116,170</b>	<b>110,866</b>	<b>175,425</b>	<b>89,617</b>	<b>84,148</b>	<b>56</b>	<b>1,604</b>	

NOTES.—Column 1.—(1) "Attempts" should be entered immediately after the offences to which they relate.

(2) "Abetments" should be included with the substantive offences abetted.

(3) When giving the list of special and local laws against which offences have been committed, care should be taken to specify the title of each Act quoted, as well as its number and year. An Act of a local legislature should be distinguished by initial letters placed after the number of the Act.

Column 2.—All offences (cases) of which information was given, complaint made, or cognizance taken under Chapters IV, V, XIV, XVI, C. P. C., for the first time during the year, are to be shown, although some of the charges may not have been prosecuted or may have turned out to be false.

Column 3.—This column should be total of column 2 less the number of cases dismissed under Section 203, C. P. C., and less all other cases in which a *Magistrate* declared that the charge was false, and that the offence never occurred, or which were dismissed as frivolous and vexatious, and in which the complainant was fined under Section 250, C. P. C.

Column 5.—This column should be the total of columns 6 to 9.

Column 8.—Persons transferred from one Court to another in the same province are not to be entered in this column.

Column 9.—A note should be added in the column of remarks, showing respectively the number of persons who died, escaped or were transferred.

General.—Cases committed or referred should not be included in this statement by the committing or referring Magistrates. The results of the trials in these cases should be shown by the Courts to which the cases are committed or referred. If the total of column 7 of Statement 4 be deducted from the total of column 2 of that statement, the difference should correspond with the total of column 5 of this statement.

KRISHNAMUKHRAM ATMARAM MEHTA,

Acting Assistant Registrar.

Her Majesty's High Court of Judicature,  
Appellate Side. Bombay, 31st October 1887. }



JUDICIAL STATEMENT

Statement showing the General Result of the Trial of European

Description of Offence.	NUMBER OF PERSONS ACCUSED AND BROUGHT BEFORE A MAGISTRATE.							PERSONS WHOSE CASES											
	Remaining at the close of the previous year.	Within the year.					Died, escaped or transferred to other Provinces.	Number actually brought to trial.	By District Magistrate and other First Class Magistrates.						By Courts of				
		On complaint, Section 191 (a), Criminal Procedure Code.	On Police Report, Section 191 (b) of the Code.	By Magistrate <i>auo mats</i> , Section 191 (c) of the Code.	On transfer from another Province.	Total.			Received by transfer under Section 451 B of the Code.	Convicted.	Acquitted or discharged.	Committed.		Transferred by order under Section 451 B of the Code.	Total, omitting entries in Columns 10 and 15.	Received by transfer under Section 451 B of the Code.	Convicted.	Acquitted or discharged.	
1	2	3	4	5	6	7	8	9	10	11	12	13	14	15	16	17	18	19	
Offences against the State, Chapter VI of the Indian Penal Code	...	...	...	...	...	...	...	...	...	...	...	...	...	...	...	...	...	...	
Offences relating to the Army and Navy, Chapter VII, Indian Penal Code	...	...	...	...	...	...	...	...	...	...	...	...	...	...	...	...	...	...	
Offences against the public tranquillity, Chapter VIII, Indian Penal Code	...	...	...	...	...	...	...	...	...	...	...	...	...	...	...	...	...	...	
Offences by or relating to public servants, Chapter IX, Indian Penal Code	...	...	1	...	...	1	...	1	...	...	1	...	...	...	1	...	...	...	
Contempts of the lawful authority of public servants, Chapter X, Indian Penal Code	...	...	...	...	...	...	...	...	...	...	...	...	...	...	...	...	...	...	
False evidence and offences against public justice, Chapter XI, Indian Penal Code	...	...	...	...	...	...	...	...	...	...	...	...	...	...	...	...	...	...	
Offences relating to coin and Government Stamps, Chapter XII, Indian Penal Code	...	...	...	...	...	...	...	...	...	...	...	...	...	...	...	...	...	...	
Offences relating to weights and measures, Chapter XIII, Indian Penal Code	...	...	...	...	...	...	...	...	...	...	...	...	...	...	...	...	...	...	
Offences affecting the public health, safety, convenience, decency and morals, Chapter XIV, Indian Penal Code	...	...	1	...	...	1	...	2	...	...	...	1	...	...	1	...	...	...	
Offences relating to religion, Chapter XV, Indian Penal Code	...	...	...	...	...	...	...	...	...	...	...	...	...	...	...	...	...	...	
Offences affecting life	...	1	1	...	...	2	...	3	...	...	1	1	...	...	2	...	...	...	
Causing of miscarriage, injury to unborn children, exposure of infants and the concealment of births.	...	18	20	...	...	38	...	31	...	19	11	...	...	...	29	...	...	...	
Hurt	...	146	4	...	...	150	...	83	...	65	28	...	...	...	83	...	...	...	
Wrongful restraint and wrongful confinement	...	2	...	...	...	2	...	2	...	1	1	...	...	...	2	...	...	...	
Criminal force and assault	...	1	...	...	...	1	...	1	...	1	...	...	...	...	1	...	...	...	
Kidnapping, forcible abduction, slavery and forced labour	...	...	1	...	...	1	...	1	...	...	1	...	...	...	1	...	...	...	
Rape	...	...	...	...	...	...	...	...	...	...	...	...	...	...	...	...	...	...	
Attempts at rape	...	...	...	...	...	...	...	...	...	...	...	...	...	...	...	...	...	...	
Unnatural offence	...	...	...	...	...	...	...	...	...	...	...	...	...	...	...	...	...	...	
Offences against property, Chapter XVII.	...	1	17	...	...	18	...	18	...	13	5	...	...	...	18	...	...	...	
Thrift	...	...	...	...	...	...	...	...	...	...	...	...	...	...	...	...	...	...	
Extortion	...	...	...	...	...	...	...	...	...	...	...	...	...	...	...	...	...	...	
Robbery and dacoity	...	...	...	...	...	...	...	...	...	...	...	...	...	...	...	...	...	...	
Criminal misappropriation of property	...	...	...	...	...	...	...	...	...	...	...	...	...	...	...	...	...	...	
Criminal breach of trust	...	3	...	...	...	3	...	2	...	2	...	...	...	...	2	...	...	...	
Receiving of stolen property	...	3	...	...	...	3	...	3	...	3	...	...	...	...	3	...	...	...	
Cheating	...	5	...	...	...	5	...	6	...	...	3	1	...	...	4	...	...	1	
Fraudulent deeds and disposition of property	...	5	...	...	...	5	...	4	...	1	3	...	...	...	4	...	...	...	
Mischief	...	...	...	...	...	...	...	...	...	...	...	...	...	...	...	...	...	...	
Criminal trespass	...	...	...	...	...	...	...	...	...	...	...	...	...	...	...	...	...	...	
Offences relating to documents and to trade or property marks, Chapter XVIII.	...	...	...	...	...	...	...	...	...	...	...	...	...	...	...	...	...	...	
Criminal breach of contracts of service, Chapter XIX.	...	...	...	...	...	...	...	...	...	...	...	...	...	...	...	...	...	...	
Offences relating to marriage, Chapter XX.	...	2	...	...	...	2	...	2	...	...	1	...	...	...	1	...	...	...	
Defamation, Chapter XXI.	...	2	...	...	...	2	...	1	...	...	1	...	...	...	1	...	...	...	
Criminal intimidation, insult and annoyance, Chapter XXII.	...	5	...	...	...	5	...	5	...	1	4	...	...	...	5	...	...	...	
Special and local laws	...	84	502	...	...	676	...	620	...	583	37	...	...	...	625	...	...	...	
Total	...	273	637	...	...	910	...	793	...	679	101	3	...	...	783	...	2	1	

NOTE.—The figures in Statement No. 2 will

Her Majesty's High Court of Judicature,  
Appellate Side. Bombay, 31st October 1887.

No. 2 A.—(CRIMINAL).

British Subjects in the Presidency of Bombay in the year 1886.

WAS DISPOSED OF								NUMBER OF CASES.			Number of persons who applied to the High Court for an order under Section 456 of the Code.	Of those entered in Column 5, number who applied under Section 2, Act III of 1884, for transfer of committal of their cases.	Number of persons who applied to the High Court under Section 526 of the Code for the transfer of their cases.	
Sessions.	Transferred to High Court under Section 449 of the Code.		By High Court.		Total for all Courts.			Brought to trial.	Disposed of.	Pending.				
20	21	22	23	24	25	26	27	28	29	30	31	32	33	34
	Total, exclusive of Column 17.	Convicted.	Acquitted.	Total.	Convicted.	Acquitted or discharged.	Total.	Number of persons under trial at the close of the year.						
1	4	2	3	5	633	108	788	4	759	754	4			
2	1	1	1	3	558	37	625	1	623	623	1			
3	1	1	1	3	1	1	2	1	1	1	1			
4	1	1	1	3	1	1	2	1	1	1	1			
5	1	1	1	3	1	1	2	1	1	1	1			
6	1	1	1	3	1	1	2	1	1	1	1			
7	1	1	1	3	1	1	2	1	1	1	1			
8	1	1	1	3	1	1	2	1	1	1	1			
9	1	1	1	3	1	1	2	1	1	1	1			
10	1	1	1	3	1	1	2	1	1	1	1			
11	1	1	1	3	1	1	2	1	1	1	1			
12	1	1	1	3	1	1	2	1	1	1	1			
13	1	1	1	3	1	1	2	1	1	1	1			
14	1	1	1	3	1	1	2	1	1	1	1			
15	1	1	1	3	1	1	2	1	1	1	1			
16	1	1	1	3	1	1	2	1	1	1	1			
17	1	1	1	3	1	1	2	1	1	1	1			
18	1	1	1	3	1	1	2	1	1	1	1			
19	1	1	1	3	1	1	2	1	1	1	1			
20	1	1	1	3	1	1	2	1	1	1	1			
21	1	1	1	3	1	1	2	1	1	1	1			
22	1	1	1	3	1	1	2	1	1	1	1			
23	1	1	1	3	1	1	2	1	1	1	1			
24	1	1	1	3	1	1	2	1	1	1	1			
25	1	1	1	3	1	1	2	1	1	1	1			
26	1	1	1	3	1	1	2	1	1	1	1			
27	1	1	1	3	1	1	2	1	1	1	1			
28	1	1	1	3	1	1	2	1	1	1	1			
29	1	1	1	3	1	1	2	1	1	1	1			
30	1	1	1	3	1	1	2	1	1	1	1			
31	1	1	1	3	1	1	2	1	1	1	1			
32	1	1	1	3	1	1	2	1	1	1	1			
33	1	1	1	3	1	1	2	1	1	1	1			
34	1	1	1	3	1	1	2	1	1	1	1			

Subsidiary Table.

Of the Total Number of Persons shown in							Of Cases shown in Column 30.			
Column 18.		Column 21.		Columns 21 and 24.			Disposed of by Magistrates.		Disposed of by Sessions Judges.	
(1)	(2)	(3)	(4)	(5)	(6)	(7)	(8)	(9)	(10)	(11)
Number who claimed to be tried by a mixed jury, Section 451 (1) of the Code.	Number who did not so claim.	Number of those in Column 25 (1) whose cases were transferred under Section 451 b of the Code.	Number who claimed a mixed number of Assessors, Section 461 (2) of the Code.	Number who did not so claim.	Number who claimed to be tried by a mixed jury, Section 461 (1) of the Code.	Number who did not so claim.	Being European British Subjects.	Other than European British Subjects.	Being European British Subjects.	Other than European British Subjects.
1	3	1	3	3	3	3	550	198	0	0

Include the figure in this statement.

KRISHNAMUKHARAM ATMARAM MEHTA,  
Acting Assistant Registrar.

**JUDICIAL STATEMENT No. 3 (CRIMINAL).**

*Statement of Miscellaneous Proceedings under the Criminal Procedure Code in the Presidency of Bombay during the year 1886.*

Nature of Proceedings.	Total Number of Cases before the Courts during the year.	Number of Persons concerned.	Number of Persons discharged.	Number of Persons convicted.	REMARKS.
1	2	3	4	5	6
1. Proceedings against witnesses under Chapter VI. C. and Section 485 ... ..	2	2	1	1	
2. Proceedings under Chapter VIII. to prevent breach of the peace.	128	365	141	224	
3. Proceedings under Chapter VIII, security for good behaviour ...	371	(a) 440	107	327	(a) Of these 2 persons died in jail, 2 escaped and the cases against 2 persons were pending at the close of the year. (b) Of these the case against 1 person remained pending at the close of the year.
4. Proceedings against local nuisances, Chapter X. ... ..	52	(b) 117	16	100	
5. Possession—Chapter XII... ..	18	68	26	42	
6. Frivolous or vexatious complaints summarily dealt with under Chapter XX, Section 250 ...	89	105	15	90	
7. Non-attendance of jurors or assessors, Chapter XXIII, Section 332.	4	4	2	2	
8. Maintenance—Chapter XXXVI ..	1,092	1,092	635	457	
9. Forfeiture of bail or recognizance under Chapter XLII. ... ..	151	218	43	175	
Total ...	1,907	2,411	986	1,418	

NOTES.—Column 1, Sub-head 6.—Complainants fined under Section 250 are not to be entered as convicted in Statements 2, 4 or 5, but the fact of the fines having been imposed may be noted in the column of remarks of Statement 2 against the complaints preferred by them.

Column 1, Sub-heads 2 and 3.—Cases under Sections 107, 109, 110, 118, 120, 123, Criminal Procedure Code, will also appear under the appropriate head of the Schedule in Statement 2. Persons convicted under these heads and required to give security or recognizance under Sections 120, 123, Criminal Procedure Code, will also appear in Statement 5.

Column 1, Sub-heads 4, 5 and 8.—Cases under these sub-heads will not appear in Statement 2, 4 or 5. Jury cases under Chapter X will, however, appear in Statement 13.

**KRISHNAMUKHRAM ATMARAM MEHTA,**

Acting Assistant Registrar.

*Her Majesty's High Court of Judicature,  
Appellate Side. Bombay, 31st October 1887.* }

Statement showing the general Result of Criminal Trials in the Tribunals of various classes in the Presidency of Bombay in the year 1886.

Class of Courts.	Total Number of Persons under Trial.	PERSONS WHOSE CASES WERE DISPOSED OF.					Persons remaining under Trial at the end of the year.	Number of Cases disposed of during the year.	Average Number of Days during which each Case lasted.	Number of Witnesses examined.	REMARKS.
		Died, escaped or transferred to another Province.	Discharged or acquitted.	Convicted.		Committed or referred.					
1	2	3	4	On regular trial.	On summary trial.	7	8	9	10	11	12
Village officers ... ..	3,825	...	1,462	996	1,365	...	2	2,659	1-225	4,315	
Subordinate Magistrates—											
Special Magistrates under Section 14 ...	2,138	...	1,098	891	94	1	54	1,301	3-046	2,108	
Honorary Magistrates sitting singly ...	6,876	...	2,281	4,519	61	4	11	5,168	2-575	7,175	
Stipendiary Magistrates sitting singly ...	120,598	43	81,237	29,248	7,268	1,337	1,415	62,133	4-121	179,010	
Benches of Magistrates ... ..	1,106	...	669	377	52	2	6	686	1-499	1,360	
District and Divisional Magistrates, cases referred under Sections 347, 349, Criminal Procedure Code... ..	311	...	90	188	...	31	2	182	5-12	682	
Chief Magistrates of Districts ... ..	40,526	9	2,110	131	38,192	45	39	38,021	4-14	151,957	
Courts of Sessions ... ..	1,443	4	641	681	...	44	73	700	23-385	5,855	
Superior Courts ... ..	118	...	29	85	...	2	2	89	18-68	206	(a) If 1,516 persons committed or referred shown in Column 7 be deducted from this, the balance will agree with the figure shown in Column 5 of Statement No. 2.
<b>Total ...</b>	<b>(a) 176,941</b>	<b>(b) 56</b>	<b>89,617</b>	<b>37,116</b>	<b>47,032</b>	<b>1,516</b>	<b>1,604</b>	<b>110,939</b>	<b>7-088</b>	<b>352,668</b>	<b>(b) Of these 18 died, 29 escaped, and 9 were transferred.</b>

45

NOTES.—Column 1.—Sub-head "Court of Sessions" includes cases decided by Sessions Judges on reference under Sections 31, 34 and 123, Criminal Procedure Code.  
 Column 1.—Sub-head "Superior Courts" includes cases decided by the High Court on reference under Sections 307 and 374, Criminal Procedure Code.  
 Column 2.—That is the total of the entries in Columns 3 to 8. The cases of persons transferred from one Court to another in the same province will appear only against the Court by which decided or in which pending at the end of the year, if not decided.  
 Column 3.—A note against the figure for each Court should be made in the column of remarks, showing separately how many accused persons were transferred to other provinces.  
 Columns 5 and 6.—Persons whose cases were referred to a superior Court for higher punishment or for confirmation of sentence will be entered in Column 7, and not in Columns 5 and 6 against the Court making the reference. Against the Court receiving the reference they will be shown as convicted or acquitted according to the orders passed by it or as pending if orders have not been passed.  
 Column 7.—These cases will also be shown against the Magistrates who made the reference, entry being made as directed above.  
 Column 8.—An insane accused who has been sent to a lunatic asylum should be kept on the file and entered in this column until he has been tried and either convicted or acquitted.  
 Column 9.—Omit cases in which the accused died, escaped or was transferred.  
 Column 10.—In calculating the duration before the Mamlatlars' Courts the starting point to be taken is not the date of complaint or information, but that of apprehension or attendance on summons or otherwise of the accused. As regards Courts of Sessions, the actual number of days occupied should be given commencing from the date of commitment. Cases in which the accused has absconded before arrest or has escaped from custody, should be taken off the file till the persons implicated appear again.  
 General.—The figures in this statement should agree with those in Statement No. 2, and should include nothing else.

Her Majesty's High Court of Judicature,  
 Appellate Side. Bombay, 31st October 1887.

KRISHNAMUKHIRAM ATMARAM MEHTA,  
 Acting Assistant Registrar.

JUDICIAL STATEMENT No. 5—(CRIMINAL).

Statement showing the Punishment inflicted by the various Criminal Tribunals in the Presidency of Bombay in the year 1886.

Class of Tribunal.	PERSONS SENTENCED TO										DETAIL OF PUNISHMENT.													Remarks.						
	Death.	Transportation.	Penal Servitude.	Imprisonment.		Forfeiture of property.	Fine.	Whipping.	Persons ordered to find or give security or recognizance to keep the peace or sureties for good behaviour.	Persons imprisoned in default of security for good behaviour.	Fine.						Imprisonment.					Whipped.								
				Rigorous.	Simple.						Rs. 10 and under.	Rs. 50 and under.	Rs. 100 and under.	Rs. 500 and under.	Rs. 1,000 and under.	Above Rs. 1,000.	Total amount of fines imposed during the year.	Total amount of fines realised during the year.	Amount paid by way of compensation.	15 days and under.	6 months and under.	2 years and under.	7 years and under.		Above 7 years.	10 stripes and under.	20 stripes and under.	30 stripes and under.		
1.	2.	3.	4.	5.	6.	7.	8.	9.	10.	11.	12.	13.	14.	15.	16.	17.	18.	19.	20.	21.	22.	23.	24.	25.	26.	27.	28.	29.	30.	
Village Courts..				467		1,872					1,872						Rs. a p.	Rs. a p.	Rs. a p.	467										
Subordinate Magistrates—																														
Special Magistrates under Section 14.				89	5	901	1				825	75		1			3,046 14 7	2,873 13 7	159 8 0	18	66	10			1					
Honorary Magistrates sitting singly.				154	17	4,411	7	2	4		4,361	50					6,261 15 0	5,922 6 0	170 14 0	53	70	52			5	2				
Stipendiary Magistrates sitting singly.				10,074	740	27,239	506	475	135		22,844	3,807	446	140	1		2,38,322 2 6	1,96,463 5 8	12,563 18 3	2,780	7,153	1,011	5		207	222	77	11		
Benchos of Magistrates				22	7	417	1				408	8	1				919 4 0	823 0 0	11 0 0	18	11				1					
District and Divisional Magistrates— Cases referred under Sections 347, 349, Criminal Procedure Code.				149	1	60	3				29	21	3	1	6		3,076 0 0	1,108 11 10	0 6 3	16	66	68				6	2			
Chief Magistrates of Districts				1,758	1,333	28,637	41	145	4		27,957	612	33	29	5	1	72,206 3 8	58,663 6 10	2,434 10 11	1,610	1,113	371	1		32	9			74	
Courts of Sessions		167		491	15	87	9	5	5		39	17	17	18		1	10,300 0 0	2,552 2 6	149 8 3	9	68	133	267	14	1	3	5	3		
Superior Courts	28	81		26													....	....	....	1	2	12	11							
Total	28	188		12,763	2,585	63,623	573	627	148		58,335	4,590	500	184	12	2	3,35,428 13 9	2,69,670 12 5	15,489 12 10	4,972	8,569	1,657	234	14	246	243	84	88		

NOTES.—Column 1 Sub-head "Courts of Sessions"—Includes cases decided by Sessions Judges on reference under Sections 31, 34 and 123, C. P. C.  
 Column 1 Sub-head "Superior Courts"—Includes cases decided by the High Court on reference under Sections 307 and 374, C. P. C.  
 Column 19—Includes fines realised during the year though imposed in previous years. This column is intended to show the realized portion of fines imposed by officers in the exercise of original jurisdiction only.  
 Column 20—Represents compensation awarded to complainants under Section 545, Act X. of 1892. These awards should also be shown under the head *fines* "imposed" and "realized" in Columns 18 and 19, for they form part of such fines.  
 General (1)—The total of columns 5, 6 and 11 should correspond with the total of Columns 21 to 25 (both inclusive) and the total of Column 8 should correspond with the total of Columns 12 to 17 inclusive.  
 (2)—This statement is meant to exhibit every sentence passed, and where two penalties are inflicted on the same offender to exhibit them both. Further, to reconcile the number of persons entered in this statement as punished with the number entered as convicted in Statement 4 it is necessary to note cases such as those in which fulfilment of contract is ordered under Act XIII of 1859, in a foot-note. As regards persons whose cases were referred for higher punishment or for confirmation of sentence, the punishment, if any, sanctioned by the higher Court, should be entered against such higher Court, and not against the Court making the reference.

Her Majesty's High Court of Judicature,  
 Appellate Side. Bombay, 31st October 1887.

KRISHNAMUKHRA'M A'TMA'RA'M MEHTA,  
 Acting Assistant Registrar

JUDICIAL STATEMENT No. 5A.—(CRIMINAL.)

PART I.

Statement showing the Particulars of Whippings inflicted by the Criminal Tribunals in the Presidency of Bombay during the year 1886.

Showing Whippings inflicted under Sections 2 and 3, Act VI. 1864, in lieu of other punishments.

Offences for which awarded.	NUMBER OF STRIPES AWARDED.												Total.	REMARKS.
	5 and under.		6 to 10.		11 to 15.		16 to 20.		21 to 25.		26 to 30.			
	First conviction.	Second or subsequent conviction.	First conviction.	Second or subsequent conviction.	First conviction.	Second or subsequent conviction.	First conviction.	Second or subsequent conviction.	First conviction.	Second or subsequent conviction.	First conviction.	Second or subsequent conviction.		
1	2	3	4	5	6	7	8	9	10	11	12	13	14	15
<i>In lieu of other punishments (Sections 2 and 3, Act VI., 1864)</i>														
1. Theft as defined in ...	19	...	49	1	33	2	22	1	6	...	4	1	138	
(Section 378, I.P.C....	...	...	20	1	4	3	1	...	1	...	3	...	33	
Section 379 " ...	6	...	34	10	39	6	14	3	5	...	2	...	119	
Section 380 " ...	1	...	6	3	7	...	5	...	2	...	1	...	25	
Section 381 " ...	...	...	...	...	...	...	...	...	...	...	...	...	...	
Section 382 " ...	...	...	...	...	...	...	...	...	...	...	...	...	...	
2. Extortion as defined in	...	...	...	...	...	...	...	...	...	...	...	...	...	
Section 388 " ...	...	...	...	...	...	...	1	...	...	...	...	...	1	
Section 389 " ...	...	...	4	...	...	1	3	...	2	...	...	...	10	
3. Dishonestly receiving stolen property as defined in	...	...	...	...	...	...	...	...	...	...	...	...	...	
Section 411 " ...	...	...	...	...	...	...	...	...	...	...	...	...	...	
Section 412 " ...	...	...	...	...	...	...	...	...	...	...	...	...	...	
4. Lurking house-trespass as defined in	...	...	...	...	2	...	...	...	...	...	...	...	2	
Section 443 " ...	...	...	...	...	...	...	...	...	...	...	...	...	...	
5. Ditto by night as defined in	...	...	...	...	1	...	...	...	...	...	...	...	1	
Section 444 " ...	...	...	...	...	...	...	...	...	...	...	...	...	...	
6. House-breaking as defined in	...	...	1	...	2	...	...	...	...	...	...	...	3	
Section 445 " ...	...	...	...	...	...	...	...	...	...	...	...	...	...	
7. Ditto by night as defined in	...	...	4	...	1	...	6	...	...	...	...	...	11	
Section 446 " ...	...	...	...	...	...	...	...	...	...	...	...	...	...	
8. Offences under Section 14, Act III, 1880	...	...	...	...	...	...	...	...	...	...	...	...	...	
Total ...	25	...	118	15	89	12	52	4	16	...	10	1	343	

47

Her Majesty's High Court of Judicature,  
Appellate Side. Bombay, 31st October 1887.

KRISHNAMUKHBA'M ATMA'RAM MEHTA,  
Acting Assistant Registrar.

## JUDICIAL STATEMENT No. 5A.—(CRIMINAL.)

## PART II.

Showing Whippings inflicted in addition to other Punishments, Sections 3 and 4, Act VI, 1864.

Offences for which awarded.	NUMBER OF STRIPES.						Total.	REMARKS.
	5 and under.	6 to 10.	11 to 15.	16 to 20.	21 to 25.	26 to 30.		
1	2	3	4	5	6	7	8	9
<b>IN ADDITION TO OTHER PUNISHMENTS.</b>								
<b>(SECTIONS 3 AND 4.)</b>								
<b>A.—Section 3.</b>								
1. Theft as defined in	Section 378, Indian Penal Code	5	6	11	8	8	38	
	Section 379			1	1		2	
	Section 380		3	8	3	6	20	
	Section 381							
	Section 382							
2. Extortion as defined in	Section 388							
	Section 389							
3. Dishonestly receiving stolen property as defined in	Section 411		1	1		1	3	
	Section 412							
4. Lurking house-trespass as defined in Section 443								
5. Lurking house-trespass by night as defined in Section 444								
6. House-breaking as defined in Section 445								
7. House-breaking by night as defined in Section 446				2			2	
8. House-breaking by night as defined in Section 457						1	1	
9. Offence under Section 14, Act III, 1880								
<b>B.—Section 4.</b>								
1. False evidence as defined in	Section 193, Indian Penal Code							
	Section 194							
	Section 195							
2. False charge of unnatural offence as defined in	Section 211							
	Section 377							
3. Assault as defined in Section 354								
4. Rape as defined in Section 375								
5. Unnatural offence as defined in Section 377								
6. Robbery as defined in Section 390								
7. Dacoity as defined in Section 391				1			1	
8. Attempt at robbery as defined in Section 393								
9. Hurt in committing robbery as defined in Section 394								
10. Receiving stolen property as defined in Section 413								
	Section 463							
	Section 466							
	Section 467							
	Section 468							
	Section 469							
12. Lurking house-trespass as defined in Section 443								
13. Lurking house-trespass by night as defined in Section 444								
14. House-breaking as defined in Section 445								
15. House-breaking by night as defined in Section 446						1	1	
Total		5	10	24	12	17	68	

KRISHNAMUKHRAM ATMARAM MEHTA,

Acting Assistant Registrar.

Her Majesty's High Court of Judicature,  
Appellate Side. Bombay, 31st October 1887.

## JUDICIAL STATEMENT No. 5A. (Criminal.)

## PART III.

*Showing Whippings inflicted under Section 5, Act VI., 1864, on Juveniles for Offences other than those specified in Parts I. and II.*

Offence.	STRIPES												Total.
	5 and under.		6 to 10.		11 to 15.		16 to 20.		21 to 25.		26 to 30.		
	First conviction.	Subsequent conviction.	First conviction.	Subsequent conviction.	First conviction.	Subsequent conviction.	First conviction.	Subsequent conviction.	First conviction.	Subsequent conviction.	First conviction.	Subsequent conviction.	
1	2	3	4	5	6	7	8	9	10	11	12	13	14
	19	...	64	9	30	...	23	1	11	...	5	...	162
Total ...	19	...	64	9	30	...	23	1	11	...	5	...	162

KRISHNAMUKHRAM ATMARAM MEHTA,  
Acting Assistant Registrar.

*Her Majesty's High Court of Judicature,  
Appellate Side. Bombay, 31st October 1887.*

## JUDICIAL STATEMENT No. 5A.—(CRIMINAL.)

## PART IV.

*Showing relative number of times Whipping was awarded as compared with other punishments.*

Punishments.	Number.	Remarks.
1	2	3
1. Total number of whippings awarded ...	574	
2. Total number of other punishments ...	28,814	
Percentage of whippings ...	2.98	

KRISHNAMUKHIRAM ATMARAM MEHTA,  
Acting Assistant Registrar.

*Her Majesty's High Court of Judicature,  
Appellate Side. Bombay, 31st October 1887.*



JUDICIAL STATEMENT No. 6—(CRIMINAL).

Statement showing the Result of Appeal and Revision in Criminal Cases in the Presidency of Bombay in the year 1886.

Tribunals.	NUMBER OF PERSONS.											Average Number of Days during which each Appeal lasted.	REMARKS.
	Total Number of Appellants and Applicants for revision before the Courts.	Died, escaped, transferred to another Province.	Appeals or Applications rejected.	Sentence or Order confirmed.	Sentence enhanced.	Sentence reduced or otherwise altered.	Sentence reversed.	Proceedings quashed.	New trial or further enquiry ordered.	Referred for revision to the High Court.	Pending.		
1	2	3	4	5	6	7	8	9	10	11	12	13	14
<i>Appeals.</i>													
To Chief Magistrates of Districts ... ..	2,588	14	468	1,155	...	304	570	3	20	5	49	12.85	
„ Courts of Sessions ... ..	1,448	2	468	464	...	156	274	...	21	...	63	16.104	
To Superior Courts { By persons convicted.	507	...	243	147	...	30	61	...	...	...	26	21.05	
{ By Government from judgments of acquittal.	27	...	...	15	...	8	...	...	2	...	2	81.6	
Total ...	4,570	16	1,179	1,781	...	498	905	3	43	5	140	32.901	
<i>Revision.</i>													
By Chief Magistrates of Districts ... ..	593	...	81	374	...	...	6	...	9	125	...	14.92	
„ Courts of Sessions ... ..	513	...	332	117	...	5	14	3	67	55	23	28.527	
„ Superior Courts ... ..	982	...	195	381	40	80	215	1	40	...	78	21.62	
Total ...	2,083	...	608	872	40	85	235	4	116	180	101	21.689	57 applications involving 153 persons were made on behalf of complainants for revision.
GRAND TOTAL ...	6,658	16	1,787	2,653	40	583	1,140	7	159	185	241	27.295	

NOTES.—Column 1.—Sub-head “To Chief Magistrates of Districts” includes other Magistrates authorized to hear appeals under Section 407, Criminal Procedure Code.

Column 2.—Total of columns 3 to 12.—Cases transferred from one Court to another in the same province will appear only against the Court by which decided or in which pending at the end of the year if not decided. The words “applicants for revision” in the heading of this column should be held to include only *accused persons* on whose behalf an application for revision is made, or in whose interest the Magistrate or Judge may take steps to obtain revision on his own motion. Where such application is made or such steps are taken on behalf of a complainant, the fact should be noted, with the number of complainants concerned in the column of remarks. In the latter case, the accused persons against whom the application is made, though not appearing in this column, will fall into their proper places in Columns 3—13 according to the result of such application. This note is held to apply also to cases dealt with by the High Court on review of returns.

Column 5.—Appeals dismissed under Section 423, Criminal Procedure Code, should be entered in this column.

Column 9.—Orders of discharge set aside by a Superior Court under Section 436, Criminal Procedure Code, should be entered in this column.

Column 10.—When a sentence is reversed or proceedings are quashed on appeal and a new trial or further inquiry is at the same time ordered, the Appellate Court should not fill in column 8 as well as column 10, or column 9 as well as column 10, in each case respectively, but should make the entry in column 10 only.

Column 13.—Duration of appeals, applications for revisions or references should be calculated thus:—

- (1) Appeals from the date of receipt in office of the petition of appeal;
- (2) Applications for revision from the date of application;
- (3) Cases dealt with by the Court otherwise than on application from the date of the order calling for the records; and
- (4) Cases sent to the High Court by Lower Courts for revision from the date of the letter from the Court making the reference.

General.—Persons whose appeals were rejected under Section 421, Criminal Procedure Code, should be entered in column 4, in which should also be included applicants for revision whose cases the Courts have refused to submit to the High Court.

In columns 5 to 10 should be shown opposite the sub-heads for Magistrates of District and Courts of Sessions persons whose cases were disposed of by those Courts without reference to the High Court, and in column 11 all persons whose cases these Courts referred to the High Court.

Her Majesty's High Court of Judicature,  
Appellate Side. Bombay, 31st October 1887. }

KRISHNAMUKHARAM ATMARAM MEHTA.

JUDICIAL STATEMENT No. 7—(Civil).

Statement showing the Number and Description of Civil Suits instituted in the Civil Courts in the Presidency of Bombay in the year 1886.

Class of Tribunals.	SUITS FOR MONEY OR MOVABLE PROPERTY.										SUITS UNDER THE RENT LAW.								TITLE AND OTHER SUITS.										Grand Total.	Remarks.								
	Contract in writing.	Contract not in writing.	On account stated.	Money had and received.	Goods sold.	Wages, work and materials.	Rent not falling under the Rent Law.	Movable property, or value thereof.	Damages.	Other suits for money or moveables not already mentioned.	Arrears of rent with or without ejectment or cancellation of lease.	Enhancement for abatement of rent.	Relating to distraint.	Damages for extortion or withholding receipts or on account of illegal retinment or other cause.	For pattahs or kabulyata.	For ejectment or recovery of possession.	For recovery of money or accounts from Agents.	All other suits under the Rent Law not included above.	Suits for immovable property.	Suits for declaratory decrees.	Other suits under the Specific Relief Act.	Suits to declare and establish rights to real property, including pre-emption, foreclosure, &c.	Suits to declare and establish personal rights.	Suits for an account.	Suits relating to religious endowments.	Suits to set aside judgments, contracts or obligations on the ground of fraud.	Suits for dissolution of marriage.	Suits for enforcement of matrimonial rights.			Suits for partition.	Suits relating to shipping.	Suits relating to religion and caste.	Administration suits.	Interpleader suits.	Dissolution of partnership.	Suits under Section 561, Act X. of 1865 (also Hindu Wills Act).	Other suits not falling under any of the previous heads.
1	2	3	4	5	6	7	8	9	10	11	12	13	14	15	16	17	18	19	20	21	22	23	24	25	26	27	28	29	30	31	32	33	34	35	36	37	38	39
<b>COURTS IN THE PROVINCE.</b>																																						
<b>I.—Civil Courts.</b>																																						
Unpaid Tribunals .. .. .	252	23	194	..	..	..	4	9	5	..	2	..	..	..	6	..	..	..	23	..	1	..	7	3	..	..	..	..	1	..	..	..	..	..	..	..	..	..
Village Courts .. .. .	..	..	..	..	..	..	..	..	..	..	..	..	..	..	..	..	..	..	..	..	..	..	..	..	..	..	..	..	..	..	..	..	..	..	..	..	..	..
Fakl Sub-divisional Tribunals .. .. .	74,041	6,100	16,434	2,778	2,064	243	722	1,144	689	463	3,877	..	..	..	..	..	..	..	9,216	455	212	2,505	120	216	..	..	..	..	..	..	..	..	..	..	..	..	..	..
Small Cause Courts .. .. .	6,362	1,020	2,664	1,062	4,801	169	260	280	121	60	..	..	..	..	..	..	..	..	..	..	..	..	..	..	..	..	..	..	..	..	..	..	..	..	..	..	..	..
District Courts other than Chief Courts of Districts .. .. .	7	8	8	8	3	5	1	2	12	11	1	..	..	4	..	..	..	..	53	13	..	2	2	18	1	..	5	9	9	..	..	..	..	..	..	..	..	
<b>Total .. .. .</b>	<b>81,452</b>	<b>7,123</b>	<b>19,230</b>	<b>2,633</b>	<b>7,858</b>	<b>457</b>	<b>1,176</b>	<b>1,622</b>	<b>833</b>	<b>524</b>	<b>3,889</b>	<b>2</b>	<b>2</b>	<b>6</b>	<b>265</b>	<b>27</b>	<b>..</b>	<b>..</b>	<b>9,292</b>	<b>466</b>	<b>213</b>	<b>2,507</b>	<b>129</b>	<b>237</b>	<b>10</b>	<b>67</b>	<b>15</b>	<b>16</b>	<b>24</b>	<b>5</b>	<b>7</b>	<b>13</b>	<b>5</b>	<b>26</b>	<b>4</b>	<b>1,212</b>	<b>145,602</b>	
<b>II.—Revenue Courts.</b>																																						
Unpaid Local Tribunals .. .. .	..	..	..	..	..	..	..	..	..	..	..	..	..	..	..	..	..	..	..	..	..	..	..	..	..	..	..	..	..	..	..	..	..	..	..	..	..	..
Other Subordinate Courts .. .. .	..	..	..	..	..	..	..	..	..	..	..	..	..	..	..	..	..	..	..	..	..	..	..	..	..	..	..	..	..	..	..	..	..	..	..	..	..	..
District Courts .. .. .	..	..	..	..	..	..	..	..	..	..	..	..	..	..	..	..	..	..	..	..	..	..	..	..	..	..	..	..	..	..	..	..	..	..	..	..	..	..
<b>Total .. .. .</b>	<b>..</b>	<b>..</b>	<b>..</b>	<b>..</b>	<b>..</b>	<b>..</b>	<b>..</b>	<b>..</b>	<b>..</b>	<b>..</b>	<b>..</b>	<b>..</b>	<b>..</b>	<b>..</b>	<b>..</b>	<b>..</b>	<b>..</b>	<b>..</b>	<b>..</b>	<b>..</b>	<b>..</b>	<b>..</b>	<b>..</b>	<b>..</b>	<b>..</b>	<b>..</b>	<b>..</b>	<b>..</b>	<b>..</b>	<b>..</b>	<b>..</b>	<b>..</b>	<b>..</b>	<b>..</b>	<b>..</b>	<b>..</b>	<b>..</b>	<b>..</b>
<b>COURTS AT THE PRESIDENCY ON BEHALF OF GOVERNMENT.</b>																																						
Presidency Small Cause Courts .. .. .	15,064	2,001	191	200	6,671	..	1,767	..	1,064	2,200	..	..	..	..	..	..	..	..	410	..	..	..	..	..	..	..	..	..	..	..	..	..	..	..	..	..	..	..
Superior Courts .. .. .	125	12	87	..	16	9	1	17	21	..	..	..	..	..	..	..	..	..	25	3	25	25	24	..	..	..	..	..	..	..	..	..	..	..	..	..	..	
<b>Total .. .. .</b>	<b>15,189</b>	<b>2,013</b>	<b>278</b>	<b>200</b>	<b>6,687</b>	<b>9</b>	<b>1,768</b>	<b>17</b>	<b>1,085</b>	<b>2,200</b>	<b>..</b>	<b>..</b>	<b>..</b>	<b>..</b>	<b>..</b>	<b>..</b>	<b>..</b>	<b>..</b>	<b>435</b>	<b>3</b>	<b>25</b>	<b>25</b>	<b>24</b>	<b>..</b>	<b>..</b>	<b>..</b>	<b>..</b>	<b>..</b>	<b>..</b>	<b>..</b>	<b>..</b>	<b>..</b>	<b>..</b>	<b>..</b>	<b>..</b>	<b>..</b>	<b>..</b>	
<b>GRAND TOTAL .. .. .</b>	<b>100,465</b>	<b>9,262</b>	<b>19,560</b>	<b>4,304</b>	<b>14,545</b>	<b>466</b>	<b>2,944</b>	<b>1,639</b>	<b>1,922</b>	<b>1,524</b>	<b>3,891</b>	<b>2</b>	<b>2</b>	<b>6</b>	<b>265</b>	<b>27</b>	<b>..</b>	<b>..</b>	<b>9,727</b>	<b>471</b>	<b>238</b>	<b>2,632</b>	<b>154</b>	<b>271</b>	<b>10</b>	<b>67</b>	<b>15</b>	<b>16</b>	<b>24</b>	<b>5</b>	<b>7</b>	<b>13</b>	<b>5</b>	<b>26</b>	<b>4</b>	<b>1,212</b>	<b>1,45,114</b>	

NOTE.—Column 22.—Applications in for Section 265 of the Indian Contract Act of 1-72 should be entered in this column.  
 Column 24.—Suits brought under Chapter XXXIII of the Civil Procedure Code, should be entered as "Interpleader suits" in this column. Cases under Section 23, Civil Procedure Code, should be entered in Judicial Statement B, Part II, as miscellaneous.  
 Column 26.—Uncontested private cases are not to be entered as suits in this column, but as miscellaneous cases.  
 Column 27.—Applications under Sections 321 and 523 of the Civil Procedure Code and claims under Section 231 should be entered as suits in this column.  
 General.—In Statements 7, 8 and 9 only those suits that have been registered should be shown. If the suit is returned or rejected before registration, it should not find entry in the statements. If an appeal against an order rejecting a registered suit is granted, the suit should be shown over again in the statements.

Her Majesty's High Court of Judicature,  
 Appellate Side, Bombay, 31st October 1887.

KRISHNAMUKHARAM ATMARAM MEHTA,  
 Acting Assistant Registrar.

JUDICIAL STATEMENT No. 8—(CIVIL).

Statement showing Number and Value of Suits instituted in the Civil and Revenue Courts in the Presidency of Bombay in the year 1886.

Class of Tribunals.	NUMBER OF SUITS INSTITUTED IN THE DIFFERENT COURTS.									Total Value of Suits.	REMARKS.		
	Not exceeding Rs. 10.	Not exceeding Rs. 50.	Not exceeding Rs. 100.	Not exceeding Rs. 500.	Not exceeding Rs. 1,000.	Not exceeding Rs. 5,000.	Not exceeding Rs. 10,000.	Exceeding Rs. 10,000.	Number of Suits the Value of which cannot be estimated in money.				
1	2	3	4	5	6	7	8	9	10	11	12		
COURTS IN THE INTERIOR.	105	325	155	73	7	1	...	...	...	Rs. 51,441	a. 8	p. 0	
	(a) 5,386	...	...	...	...	...	...	...	...	.....	.....	.....	
	15,127	58,693	26,246	21,047	1,814	972	70	40	651	1,77,55,663	2	7	
	4,222	8,230	2,695	2,578	103	...	...	...	...	10,58,218	14	6	
		31	25	65	43	47	26	16	31	10,37,870	15	8	
				121	23,763	1,967	1,020	96	56	682	1,99,03,194	8	9
				704	602	55	21	...	...	6,240	4,05,329	1	0
					602	55	21	...	...	6,240	4,05,329	1	0
			6,338	5,405	725	394	...	...	...	31,98,523	15	3	
			...	10	7	202	86	91	184	91,59,259	0	0	

(a) The total value of these suits has not been shown in Column 11 as they were suits instituted under the Dekkhan Agriculturists' Relief Act.

Suits of Original Jurisdiction in the Presidency of Bombay in the year 1886.

1	2	3	4	5	6	7	8	9		11		13	14	15		17
								Dismissed ex parte.	For Plaintiff.	For Defendant.	Judgment for Plaintiff, in whole or in part.			Judgment for Defendant.	Pending at the close of the year.	
<b>COURTS IN THE INTERIOR.</b>																
<i>I.—Civil Courts.</i>																
Unpaid Tribunals ... ..	1,081	...	12	97	84	235	11	...	...	57	11	574	354	307-75	140-75	No details in columns 2 to 12 are given of 5,342 suits disposed of by village officers under the Dekkhan Agriculturists' Relief Act.
Village Courts ... ..	5,689	...	...	...	...	...	...	...	...	...	...	338	...	...	...	
Paid Sub-Divisional Tribunals ... ..	151,570	...	12,012	23,596	12,049	46,398	1,061	645	39	24,064	4,712	26,994	9,529	86-67	42-66	
Small Cause Courts ... ..	20,469	...	1,495	3,443	2,533	6,326	173	24	4	2,176	469	3,811	942	86-25	43-4	
District Courts other than Chief Courts of Districts ... ..	454	...	17	53	21	32	4	20	3	70	69	165	114	319-5	217-76	
<b>Chief Courts of Districts ... ..</b>																
<b>Total ... ..</b>	<b>179,254</b>	...	<b>13,536</b>	<b>27,194</b>	<b>14,692</b>	<b>62,991</b>	<b>1,254</b>	<b>689</b>	<b>46</b>	<b>26,367</b>	<b>5,261</b>	<b>31,882</b>	<b>10,939</b>	<b>200-042</b>	<b>111-142</b>	
<i>II.—Revenue Courts.</i>																
Unpaid Local Tribunals ... ..	...	...	...	...	...	...	...	...	...	...	...	...	...	...	...	(a) This includes 25 suits referred to the Board of Cases for re-hearing. It also includes 2 suits under the extraordinary jurisdiction. Besides the suits shown in columns 2 to 12, the following were also disposed of by the High Court on its Original side:— 69 pauper's petitions for leave to sue or defend in forma pauperis. 7 petitions under the Indian Companies' Act. 19 petitions under the Indian Trustees' Act. 3 petitions under the Land Acquisition Act. 20 miscellaneous petitions. There were also 104 applications for probate and 106 for letters of administration, most of which were disposed of by the Registrar. (b) Includes 2 suits stayed, 2 extraordinary, and 2 summary suits. (c) Includes 42 suits referred to the Commissioner for taking Account, and 29 suits referred to arbitration. (d) Includes one trial of a Marine Engineer for misconduct under the Merchant Shipping Act.
Other Subordinate Courts ... ..	10,511	...	1,260	923	919	343	896	45	43	3,578	2,192	312	10	56-257	55-292	
District Courts ... ..	...	...	...	...	...	...	...	...	...	...	...	...	...	...	...	
<b>Total ... ..</b>	<b>10,511</b>	...	<b>1,260</b>	<b>923</b>	<b>919</b>	<b>343</b>	<b>896</b>	<b>45</b>	<b>43</b>	<b>3,578</b>	<b>2,192</b>	<b>312</b>	<b>10</b>	<b>56-257</b>	<b>55-292</b>	
<b>COURTS AT THE PRESIDENCY OR SEAT OF GOVERNMENT.</b>																
Presidency Small Cause Courts ... ..	36,767	...	...	7,467	8,628	11,240	1,029	55	13	3,664	1,705	2,968	...	37	30	
Superior Courts ... ..	(a) 2,603	...	(b) 255	65	12	(c) 442	195	...	...	(d) 135	72	1,427	1,112	13-28	507-25	
<b>Total ... ..</b>	<b>39,370</b>	...	<b>255</b>	<b>7,532</b>	<b>8,638</b>	<b>11,682</b>	<b>1,224</b>	<b>55</b>	<b>13</b>	<b>3,799</b>	<b>1,777</b>	<b>4,395</b>	<b>1,112</b>	<b>68-5</b>	<b>268-62</b>	
<b>GRAND TOTAL ... ..</b>	<b>229,135</b>	...	<b>15,051</b>	<b>35,649</b>	<b>24,249</b>	<b>65,016</b>	<b>3,374</b>	<b>789</b>	<b>102</b>	<b>33,744</b>	<b>9,230</b>	<b>36,559</b>	<b>12,061</b>	<b>312-945</b>	<b>145-014</b>	

Notes.—Column 2.—Total of the entries in columns 3 to 12. Cases transferred from one Court to another in the same province will appear only against the Court by which decided, or in which pending at the close of the year, if not decided. The number of cases pending from the preceding year should be added in the column of remarks, and when deducted from the total of column 2, should leave a balance corresponding with the total of column 20 of statement 7. If, after deducting the arrears shown at the end of the previous year, the balance does not agree with the figures in column 20 of statement 7, the difference should be explained.  
Column 8.—When under section 102, C. P. C., a decree in whole or partially made in favour of an actual plaintiff on the admission of the defendant, the case should be entered in this column.  
Column 9.—A case in which defendant appears, but a plaintiff does not, and defendant does not confess judgment, and the case is thereupon dismissed, the case should be entered in this column.  
Columns 13 and 14.—As regards the average duration of suits, the date of the presentation of the plaint shall be considered as the date of institution, unless some date of or summons requires to be entered before the plaint can be admitted, in which case the date of admission after amendment shall be regarded as the date of institution. With regard to applications to execute decrees, the date of their presentation should also be considered. In calculating average duration, the time that the suit has been actually pending in the particular Court should also be calculated. The interval should be omitted during which an application for review, which has been granted or an appeal in which an order of remand has been passed, has been pending in the superior Court. Retried suits are to be treated as if newly instituted on revival.

53

JUDICIAL STATEMENT No. 8—(CIVIL).

Statement showing Number and Value of Suits instituted in the Civil and Revenue Courts in the Presidency of Bombay in the year 1886.

Class of Tribunals.	NUMBER OF SUITS INSTITUTED IN THE DIFFERENT COURTS.									Total Value of Suits.	REMARKS.	
	Not exceeding Rs. 10.	Not exceeding Rs. 50.	Not exceeding Rs. 100.	Not exceeding Rs. 500.	Not exceeding Rs. 1,000.	Not exceeding Rs. 5,000.	Not exceeding Rs. 10,000.	Exceeding Rs. 10,000.	Number of Suits the Value of which cannot be estimated in money.			
1	2	3	4	5	6	7	8	9	10	11	12	
COURTS IN THE INTERIOR.											Rs.    a.    p.	
<i>I.—Civil Courts.</i>												
Unpaid Tribunals ...	105	325	155	73	7	1	...	...	...	51,441	8	0
Village Courts ...	(a) 5,386	...	...	...	...	...	...	...	...	.....		
Paid Sub-Divisional Tribunals ...	15,127	58,693	26,246	21,047	1,814	972	70	40	651	1,77,55,663	2	7
Small Cause Courts ...	4,222	8,290	2,695	2,578	103	...	...	...	...	10,58,218	14	6
District Courts other than Chief Courts of Districts ...	8	31	25	65	43	47	26	16	31	10,37,870	15	8
Chief Courts of Districts ...												
Total	24,848	67,339	29,121	23,763	1,967	1,020	96	56	682	1,99,03,194	8	9
<i>II.—Revenue Courts.</i>												
Unpaid Local Tribunals ...	...	...	...	...	...	...	...	...	...	.....		
Other Subordinate Courts ...	924	1,657	704	602	55	21	...	...	6,240	4,05,829	1	0
Collectors' Courts ...	...	...	...	...	...	...	...	...	...	.....		
Total	924	1,657	704	602	55	21	...	...	6,240	4,05,829	1	0
COURTS AT THE PRESIDENCY OR SEAT OF GOVERNMENT.												
Presidency Small Cause Courts ...	3,011	18,463	6,338	5,405	72	35	...	...	...	98,523	15	3
Superior Courts ...	...	...	...	10	...	...	...	91	184	9,259	0	0
Total	3,011	18,463	6,338	5,415	72	35	...	91	184	1,07,782	15	3
GRAND TOTAL	58,783	87,459	36,163	29,780	2,737	1,055	182	147	7,106	3,20,66,306	9	0

(a) The total value of these suits has not been shown in Column 11 as they were suits instituted under the Dekkhan Agriculturists' Relief Act.

JUDICIAL STATEMENT No. 9—(CIVIL).

PART I.—CIVIL SUITS.

Statement showing the General Result of the Trial of Civil and Revenue Cases in the Courts of Original Jurisdiction in the Presidency of Bombay in the year 1886.

Class of Courts.	NUMBER OF SUITS DISPOSED OF.												Pending at the close of the year.	Number of Cases pending more than three months at the close of the year.	AVERAGE DURATION OF SUITS.		REMARKS.
	Total Number of Suits before the Courts.	Transferred to Courts in other Provinces.	Without Trial.	Without Contest.				On reference to Arbitration.		With Contest.		Contested.			Un-contested.		
				Compromised.	Decreed on Confession.	Decreed ex-parte.	Dismissed ex-parte.	For Plaintiff.	For Defendant.	Judgment for Plaintiff in whole or in part.	Judgment for Defendant.						
1	2	3	4	5	6	7	8	9	10	11	12	13	14	15	16	17	
<b>COURTS IN THE INTERIOR.</b>																	
<i>I.—Civil Courts.</i>																	
Unpaid Tribunals ... ..	1,081	...	12	97	84	235	11	...	...	57	11	574	354	307-75	140-75	No details in columns 8 to 12 are given of 8,342 suits disposed of by village officers under the Dekkhan Agriculturists' Relief Act.	
Village Courts ... ..	8,880	...	...	...	...	...	...	...	...	...	...	338	...	...	...		
Paid Sub-Divisional Tribunals ...	151,570	...	12,012	23,596	12,049	46,308	1,061	645	39	24,064	4,712	26,994	9,529	86-67	42-66		
Small Cause Courts ... ..	20,469	...	1,495	3,448	2,533	8,326	178	24	4	2,176	469	3,811	942	86-25	43-4		
District Courts other than Chief Courts of Districts ... ..	454	...	17	53	21	32	4	20	3	70	69	165	114	319-5	217-76		
<b>Total ...</b>	<b>179,254</b>	...	<b>13,536</b>	<b>27,194</b>	<b>14,692</b>	<b>62,991</b>	<b>1,254</b>	<b>689</b>	<b>46</b>	<b>26,367</b>	<b>5,261</b>	<b>31,882</b>	<b>10,939</b>	<b>200-042</b>	<b>111-142</b>		
<i>II.—Revenue Courts.</i>																	
Unpaid Local Tribunals ... ..	...	...	...	...	...	...	...	...	...	...	...	...	...	...	...	(a) This includes 26 suits restored to the Board of Cases for re-hearing. It also includes 2 suits under the extraordinary jurisdiction. Besides the suits shown in columns 4 to 12, the following were also disposed of by the High Court on its Original Side:— 59 paupers' petitions for leave to sue or defend in forma pauperis. 7 petitions under the Indian Companies' Act. 19 petitions under the Indian Trustees' Act. 3 petitions under the Land Acquisition Act. 20 miscellaneous petitions. There were also 104 applications for probate and 106 for letters of administration, most of which were disposed of by the Registrar. (b) Includes 2 suits stayed, 2 extraordinary, and 2 summary suits. (c) Includes 42 suits referred to the Commissioner for taking Account, and 29 suits referred to arbitration. (d) Includes one trial of a Marine Engineer for misconduct under the Merchant Shipping Act.	
Other Subordinate Courts ... ..	10,511	...	1,260	923	919	343	896	45	43	3,578	2,192	312	10	56-287	55-292		
District Courts ... ..	...	...	...	...	...	...	...	...	...	...	...	...	...	...	...		
<b>Total ...</b>	<b>10,511</b>	...	<b>1,260</b>	<b>923</b>	<b>919</b>	<b>343</b>	<b>896</b>	<b>45</b>	<b>43</b>	<b>3,578</b>	<b>2,192</b>	<b>312</b>	<b>10</b>	<b>56-287</b>	<b>55-292</b>		
<b>COURTS AT THE PRESIDENCY OR SEAT OF GOVERNMENT.</b>																	
Presidency Small Cause Courts ...	36,767	...	...	7,467	8,626	11,240	1,029	55	13	3,664	1,705	2,968	...	37	30		
Superior Courts ... ..	(a) 2,603	...	(b) 255	65	12	(c) 442	195	...	...	(d) 135	72	1,427	1,112	13-28	507-25		
<b>Total ...</b>	<b>39,370</b>	...	<b>255</b>	<b>7,532</b>	<b>8,638</b>	<b>11,682</b>	<b>1,224</b>	<b>55</b>	<b>13</b>	<b>3,799</b>	<b>1,777</b>	<b>4,395</b>	<b>1,112</b>	<b>68-5</b>	<b>268-62</b>		
<b>GRAND TOTAL ...</b>	<b>229,135</b>	...	<b>15,051</b>	<b>35,649</b>	<b>24,249</b>	<b>65,016</b>	<b>3,374</b>	<b>789</b>	<b>102</b>	<b>33,744</b>	<b>9,230</b>	<b>36,589</b>	<b>12,061</b>	<b>312-943</b>	<b>145-014</b>		

NOTE.—Column 1.—Total of the entries in columns 2 to 12. Cases transferred from one Court to another in the same province will appear only against the Court by which decided, or in which pending at the close of the year, if not decided. The number of cases pending from the preceding year should be added in the column of remarks, and when deducted from the total of column 2, should leave a balance corresponding with the total of column 12 of statement 7. If, after deducting the arrears shown at the end of the previous year, the balance does not agree with the figures in column 2 of Statement 7, the difference should be explained.  
Column 6.—When under Section 102, C. P. C., a decree is wholly or partially made in favour of an absent plaintiff on the admission of the defendant, the case should be entered in this column.  
Column 8.—A case in which defendant appears, but a plaintiff does not, and defendant does not confess judgment, and the case is thereupon dismissed, the case should be entered in this column.  
Columns 15 and 16.—As regards the average duration of suits, the date of the presentation of the plaint shall be considered as the date of institution, unless some defect or omission requires to be amended before the plaint can be admitted, in which case the date of amendment after amendment shall be regarded as the date of institution. With regard to applications to execute decrees, the date of their presentation should alone be considered. In calculating average duration, the time that the suit has been actually pending in the particular Court should alone be calculated. The interval should be omitted during which an application for review, which has been granted or an appeal in which an order of remand has been passed, has been pending in the superior Court. Revoked suits are to be treated as if newly instituted on revival.

Her Majesty's High Court of Judicature,  
Appellate Side. Bombay, 31st October 1887.

KRISHNAMUKHARAM ATMATARAM MEHTA,  
Acting Assistant Registrar.

2766-14

53

JUDICIAL STATEMENT No. 9—(CIVIL).

PART II.—MISCELLANEOUS CASES (JUDICIAL).

Statement showing the general result of the trial of Civil and Revenue Cases in the Courts of Original Jurisdiction in the Presidency of Bombay in the year 1886.

Class of Courts	Total number of cases before the Courts.	NUMBER OF CASES DISPOSED OF.										Pending at the close of the year.	Number of cases pending for more than three months at the close of the year.	Average duration of Cases, Contested and Uncontested.		REMARKS.
		Transferred to Courts in other Provinces.	Without trial.	Without contest.				On reference to Arbitration.		With contest.						
				Compromised.	Decreed on confession.	Decreed <i>ex parte</i> .	Dismissed <i>ex parte</i> .	For Plaintiff.	For Defendant.	Judgment for plaintiff in whole or in part.	Judgment for defendant.					
1	2	3	4	5	6	7	8	9	10	11	12	13	14	15		16
<b>COURTS IN THE INTERIOR.</b>																
<i>I.—Civil Courts.</i>																
Unpaid Tribunals ... ..	41	...	20	1	...	8	2	...	...	1	...	9	5	379	130.5	
Village Courts ... ..	...	...	...	...	...	...	...	...	...	...	...	...	...	...	...	...
Paid Sub-Divisional Tribunals ... ..	12,172	...	1,863	545	747	950	419	2	4	3,547	1,977	2,118	633	92.010	46.425	
Small Cause Courts ... ..	1,119	...	206	74	56	300	161	...	...	124	74	124	20	83	39.61	
District Courts other than Chief Courts of Districts ... ..	2,375	...	293	36	16	642	141	...	...	433	316	498	190	119.39	69.75	
Chief Courts of Districts ... ..																
<b>Total ...</b>	<b>15,707</b>	<b>...</b>	<b>2,382</b>	<b>656</b>	<b>819</b>	<b>1,900</b>	<b>723</b>	<b>2</b>	<b>4</b>	<b>4,105</b>	<b>2,367</b>	<b>2,749</b>	<b>748</b>	<b>168.575</b>	<b>76.571</b>	
<i>II.—Revenue Courts.</i>																
Unpaid Local Tribunals ... ..	...	...	...	...	...	...	...	...	...	...	...	...	...	...	...	...
Other Subordinate Courts ... ..	...	...	...	...	...	...	...	...	...	...	...	...	...	...	...	...
District Courts ... ..	...	...	...	...	...	...	...	...	...	...	...	...	...	...	...	...
<b>Total ...</b>	<b>...</b>	<b>...</b>	<b>...</b>	<b>...</b>	<b>...</b>	<b>...</b>	<b>...</b>	<b>...</b>	<b>...</b>	<b>...</b>	<b>...</b>	<b>...</b>	<b>...</b>	<b>...</b>	<b>...</b>	<b>...</b>
<b>COURTS AT THE PRESIDENCY OR SEAT OF GOVERNMENT.</b>																
Presidency Small Cause Courts ... ..	3,494	..	2,311	741	..	...	...	...	...	342	100	...	...	...	...	...
Superior Courts ... ..	...	...	...	...	...	...	...	...	...	...	...	...	...	...	...	...
<b>Total ...</b>	<b>3,494</b>	<b>...</b>	<b>2,311</b>	<b>741</b>	<b>...</b>	<b>...</b>	<b>...</b>	<b>...</b>	<b>...</b>	<b>342</b>	<b>100</b>	<b>...</b>	<b>...</b>	<b>...</b>	<b>...</b>	<b>...</b>
<b>GRAND TOTAL ...</b>	<b>19,201</b>	<b>...</b>	<b>4,693</b>	<b>1,397</b>	<b>819</b>	<b>1,900</b>	<b>723</b>	<b>2</b>	<b>4</b>	<b>4,447</b>	<b>2,467</b>	<b>2,749</b>	<b>748</b>	<b>168.575</b>	<b>76,571</b>	

NOTES.—Column 2.—Total of the entries in Columns 3 to 13.—Cases transferred from one Court to another in the same Province will appear only against the Court by which decided, or in which pending at the close of the year, if not decided.  
 General (1).—Cases under Section 278, Criminal Procedure Code, should be treated as Miscellaneous Judicial Cases.  
 (2).—The classes of applications dealt with by Appellate Courts only and specified in the Note to Judicial Statement 10, Part II., should not be shown in this statement.

Her Majesty's High Court of Judicature,  
 Appellate Side. Bombay, 31st October 1887.

KRISHNAMUKURAM ATMARAM MULLA

51

# JUDICIAL STATEMENT No. 10—(CIVIL).

## PART I.—APPEALS FROM DECREES.

*Statement showing the Business of the Civil and Revenue Appellate Courts of the Presidency of Bombay in the year 1886.*

Class of Courts.	Total Number of Appeals before the Court.	Transferred to Courts in other Provinces.	Decisions confirmed, Sec. 561 C. P. C.	Dismissed for default or otherwise not prosecuted.	HEARD <i>ex-parte</i> .				CONTENDED.				Pending.	Of these pending more than three months.	Average duration of Appeals.	Objections under Section 561 of Act XIV. of 1882.	REMARKS.	
					Confirmed.	Modified.	Reversed.	Remanded.	Confirmed.	Modified.	Reversed.	Remanded.						
1	2	3	4	5	6	7	8	9	10	11	12	13	14	15	16	17	18	
<b>COURTS IN THE INTERIOR.</b>																		
<b>APPEALS FROM ORIGINAL DECREES.</b>																		
<i>A.—Civil Courts.</i>																		
District Appellate Courts other than Chief Courts of Districts ... ..	8,053	...	180	210	78	30	44	29	1,930	520	524	178	4,330	2,672	232-665	258	This includes 279 appeals decided by subordinate Judges with appellate powers.	
Chief Appellate Courts of Districts ... ..																		
Superior Appellate Courts other than Chief Courts of Province ... ..																		
<b>Total ...</b>	<b>8,053</b>	<b>...</b>	<b>180</b>	<b>210</b>	<b>78</b>	<b>30</b>	<b>44</b>	<b>29</b>	<b>1,930</b>	<b>520</b>	<b>524</b>	<b>178</b>	<b>4,330</b>	<b>2,672</b>	<b>232-665</b>	<b>258</b>		
<i>B.—Revenue Courts.</i>																		
Collector's Appellate Courts ... ..	...	...	...	...	...	...	...	...	...	...	...	...	...	...	...	...	...	
<b>Total ...</b>	<b>...</b>	<b>...</b>	<b>...</b>	<b>...</b>	<b>...</b>	<b>...</b>	<b>...</b>	<b>...</b>	<b>...</b>	<b>...</b>	<b>...</b>	<b>...</b>	<b>...</b>	<b>...</b>	<b>...</b>	<b>...</b>	<b>...</b>	
<b>COURTS AT THE PRESIDENCY OR SEAT OF GOVERNMENT.</b>																		
Chief Court of Province.	Appeals from Original Decrees ... ..	(a) 468	...	13	4	10	2	5	2	53	26	22	8	293	256	342-83	9	(a) Of these 8 were references from the Bombay Court of Small Causes. Y. m. d. * Duration of special appeals ... 7 7 27 Duration of second appeals... 1 4 9
	Appeals from Appellate Decrees ... ..	1,976	...	247	12	57	5	6	1	401	32	47	59	1,109	972	*1158-06	15	
	<b>Total ...</b>	<b>2,444</b>	<b>...</b>	<b>260</b>	<b>16</b>	<b>67</b>	<b>7</b>	<b>11</b>	<b>3</b>	<b>454</b>	<b>58</b>	<b>69</b>	<b>67</b>	<b>1,402</b>	<b>1,228</b>	<b>753-945</b>	<b>24</b>	
<b>GRAND TOTAL ...</b>	<b>10,497</b>	<b>...</b>	<b>440</b>	<b>226</b>	<b>145</b>	<b>37</b>	<b>55</b>	<b>32</b>	<b>2,414</b>	<b>578</b>	<b>593</b>	<b>245</b>	<b>5,732</b>	<b>3,900</b>	<b>493-305</b>	<b>252</b>		

NOTE.—Column 1.—Total of the entries in columns 2 to 14. Cases transferred from one Court to another in the same Province will appear only against the Court by which decided, or in which pending at the close of the year, if not decided. This column should also include appeals pending from the preceding year, the number of such being noted in the column of remarks.

*Her Majesty's High Court of Judicature,  
Appellate Side. Bombay, 31st October 1887.*

**KRISHNAMUKHARAM ATMARAM MEHTA,**  
Acting Assistant Registrar.

55



JUDICIAL STATEMENT No. 9—(CIVIL).

PART II.—MISCELLANEOUS CASES (JUDICIAL).

Statement showing the general result of the trial of Civil and Revenue Cases in the Courts of Original Jurisdiction in the Presidency of Bombay in the year 1886.

Class of Courts	Total number of cases before the Courts.	NUMBER OF CASES DISPOSED OF.										Pending at the close of the year.	Number of cases pending more than three months at the close of the year.	Average duration of Cases, Contested and Uncontested.		REMARKS.
		Transferred to Courts in other Provinces.	Without trial.	Without contest.				On reference to Arbitration.		With contest.						
				Compro-mised.	Decreed on confession.	Decreed <i>ex parte</i> .	Dismissed <i>ex parte</i> .	For Plaintiff.	For Defendant.	Judgment for plaintiff in whole or in part.	Judgment for defendant.					
1	2	3	4	5	6	7	8	9	10	11	12	13	14	15		16
<b>COURTS IN THE INTERIOR.</b>																
<i>I.—Civil Courts.</i>																
Unpaid Tribunals ... ..	41	...	20	1	...	8	2	...	...	1	...	9	5	379	130.5	
Village Courts ... ..	...	...	...	...	...	...	...	...	...	...	...	...	...	...	...	...
Paid Sub-Divisional Tribunals ... ..	12,172	...	1,863	545	747	950	419	2	4	3,547	1,977	2,118	533	92.910	46.425	
Small Cause Courts ... ..	1,119	...	206	74	56	300	161	...	...	124	74	124	20	83	39.61	
District Courts other than Chief Courts of Districts ... ..	2,375	...	293	36	16	642	141	...	...	433	316	498	190	119.39	89.75	
Chief Courts of Districts ... ..																
<b>Total ...</b>	<b>15,707</b>	<b>...</b>	<b>2,382</b>	<b>656</b>	<b>819</b>	<b>1,900</b>	<b>723</b>	<b>2</b>	<b>4</b>	<b>4,105</b>	<b>2,367</b>	<b>2,749</b>	<b>748</b>	<b>168.575</b>	<b>76.571</b>	
<i>II.—Revenue Courts.</i>																
Unpaid Local Tribunals ... ..	...	...	...	...	...	...	...	...	...	...	...	...	...	...	...	...
Other Subordinate Courts ... ..	...	...	...	...	...	...	...	...	...	...	...	...	...	...	...	...
District Courts ... ..	...	...	...	...	...	...	...	...	...	...	...	...	...	...	...	...
<b>Total ...</b>	<b>...</b>	<b>...</b>	<b>...</b>	<b>...</b>	<b>...</b>	<b>...</b>	<b>...</b>	<b>...</b>	<b>...</b>	<b>...</b>	<b>...</b>	<b>...</b>	<b>...</b>	<b>...</b>	<b>...</b>	<b>...</b>
<b>COURTS AT THE PRESIDENCY OR SEAT OF GOVERNMENT.</b>																
Presidency Small Cause Courts ... ..	3,494	..	2,311	741	..	...	...	...	...	342	100	...	...	...	...	...
Superior Courts ... ..	...	...	...	...	...	...	...	...	...	...	...	...	...	...	...	...
<b>Total ...</b>	<b>3,494</b>	<b>...</b>	<b>2,311</b>	<b>741</b>	<b>...</b>	<b>...</b>	<b>...</b>	<b>...</b>	<b>...</b>	<b>342</b>	<b>100</b>	<b>...</b>	<b>...</b>	<b>...</b>	<b>...</b>	<b>...</b>
<b>GRAND TOTAL ...</b>	<b>19,201</b>	<b>...</b>	<b>4,693</b>	<b>1,397</b>	<b>819</b>	<b>1,900</b>	<b>723</b>	<b>2</b>	<b>4</b>	<b>4,447</b>	<b>2,467</b>	<b>2,749</b>	<b>748</b>	<b>168.575</b>	<b>76,571</b>	

NOTE.—Column 2.—Total of the entries in Columns 3 to 13.—Cases transferred from one Court to another in the same Province will appear only against the Court by which decided, or in which pending at the close of the year, if not decided.

# JUDICIAL STATEMENT No. 10—(CIVIL).

## PART I.—APPEALS FROM DECREES.

*Statement showing the Business of the Civil and Revenue Appellate Courts of the Presidency of Bombay in the year 1886.*

Class of Courts.	Total Number of Appeals before the Court.	Transferred to Courts in other Provinces.	Decisions confirmed, Sec. 561 C. P. C.	Dismissed for default or otherwise not prosecuted.	HEARD <i>ex-parte</i> .				CONTESTED.				Pending.	Of these pending more than three months.	Average duration of Appeals.	Objections under Section 561 of Act XIV. of 1882.	REMARKS.	
					Confirmed.	Modified.	Reversed.	Remanded.	Confirmed.	Modified.	Reversed.	Remanded.						
1	2	3	4	5	6	7	8	9	10	11	12	13	14	15	16	17	18	
<b>COURTS IN THE INTERIOR.</b>																		
<b>APPEALS FROM ORIGINAL DECREES.</b>																		
<i>A.—Civil Courts.</i>																		
District Appellate Courts other than Chief Courts of Districts ... ..	8,053	...	180	210	78	30	44	29	1,930	520	524	178	4,330	2,672	232-665	258	This includes 279 appeals decided by subordinate Judges with appellate powers.	
Chief Appellate Courts of Districts ... ..	...	...	...	...	...	...	...	...	...	...	...	...	...	...	...	...		
Superior Appellate Courts other than Chief Courts of Provinces ... ..	...	...	...	...	...	...	...	...	...	...	...	...	...	...	...	...		
<b>Total ...</b>	<b>8,053</b>	<b>...</b>	<b>180</b>	<b>210</b>	<b>78</b>	<b>30</b>	<b>44</b>	<b>29</b>	<b>1,930</b>	<b>520</b>	<b>524</b>	<b>178</b>	<b>4,330</b>	<b>2,672</b>	<b>232-665</b>	<b>258</b>		
<i>B.—Revenue Courts.</i>																		
Collector's Appellate Courts ... ..	...	...	...	...	...	...	...	...	...	...	...	...	...	...	...	...		
<b>Total ...</b>	<b>...</b>	<b>...</b>	<b>...</b>	<b>...</b>	<b>...</b>	<b>...</b>	<b>...</b>	<b>...</b>	<b>...</b>	<b>...</b>	<b>...</b>	<b>...</b>	<b>...</b>	<b>...</b>	<b>...</b>	<b>...</b>		
<b>COURTS AT THE PRESIDENCY OR SEAT OF GOVERNMENT.</b>																		
Chief Court of Province.	Appeals from Original Decrees ... ..	(n) 468	...	13	4	10	2	5	2	63	26	22	8	293	256	349-83	9	(a) Of these 5 were references from the Bombay Court of Small Causes. Y. M. d.
	Appeals from Appellate Decrees ... ..	1,976	...	247	12	57	5	6	1	401	32	47	59	1,109	972	*1158-06	15	
<b>Total ...</b>	<b>2,444</b>	<b>...</b>	<b>260</b>	<b>16</b>	<b>67</b>	<b>7</b>	<b>11</b>	<b>3</b>	<b>464</b>	<b>58</b>	<b>69</b>	<b>67</b>	<b>1,402</b>	<b>1,228</b>	<b>753-945</b>	<b>24</b>	Duration of special appeals ... 7 7 27 Duration of second appeals... 1 4 0	
<b>GRAND TOTAL ...</b>	<b>10,497</b>	<b>...</b>	<b>440</b>	<b>226</b>	<b>145</b>	<b>37</b>	<b>55</b>	<b>32</b>	<b>2,414</b>	<b>578</b>	<b>593</b>	<b>245</b>	<b>5,732</b>	<b>3,900</b>	<b>493-305</b>	<b>282</b>		

Notes.—(Column 1.—Total of the entries in columns 2 to 14. Cases transferred from one Court to another in the same Province will appear only against the Court by which decided, or in which pending at the close of the year, if not decided. This column should also include appeals pending from the preceding year, the number of such being noted in the column of remarks.

*Her Majesty's High Court of Judicature,  
Appellate Side. Bombay, 31st October 1887.*

**KRISHNAMUKHARAM ATMARARAM MEHTA,**  
Acting Assistant Registrar.

JUDICIAL STATEMENT No. 10—(CIVIL).

PART II.—MISCELLANEOUS (JUDICIAL) CASES BEFORE APPELLATE COURTS.

Statement showing the Business of the Civil and Revenue Appellate Courts of the Presidency of Bombay for the year 1887.

Class of Courts.	Miscellaneous Cases before Appellate Courts.	Transferred to Courts in other Provinces.	Decisions confirmed, Section 553, C. P. C.	Dismissed for default or otherwise not prosecuted.	HEARD AND DECIDED.				CONTINUED.				Pending.	Of these pending more than three months.	Average duration of Miscellaneous Cases before Appellate Courts.	Objections under Section 561, Act XIV of 1874.	RETURNS.	
					Confirmed.	Modified.	Reversed.	Remanded.	Confirmed.	Modified.	Reversed.	Remanded.						
1	2	3	4	5	6	7	8	9	10	11	12	13	14	15	16	17	18	
<b>COURTS IN THE INTERIOR.</b>																		
<i>A.—Civil Courts.</i>																		
District Appellate Courts other than Chief Courts of Districts ... ..	166	...	17	7	20	1	5	...	50	1	24	5	36	18	87.038	41		
																		Chief Courts of Districts ... ..
<b>Total ...</b>	<b>166</b>	<b>...</b>	<b>17</b>	<b>7</b>	<b>20</b>	<b>1</b>	<b>5</b>	<b>...</b>	<b>50</b>	<b>1</b>	<b>24</b>	<b>5</b>	<b>36</b>	<b>18</b>	<b>87.038</b>	<b>41</b>		
<i>B.—Revenue Courts.</i>																		
Courts of Appeal and Revenue Courts ... ..	...	...	...	...	...	...	...	...	...	...	...	...	...	...	...	...	...	
<b>Total ...</b>	<b>...</b>	<b>...</b>	<b>...</b>	<b>...</b>	<b>...</b>	<b>...</b>	<b>...</b>	<b>...</b>	<b>...</b>	<b>...</b>	<b>...</b>	<b>...</b>	<b>...</b>	<b>...</b>	<b>...</b>	<b>...</b>	<b>...</b>	
<b>COURTS AT THE PRESIDENCY OR SEAT OF GOVERNMENT.</b>																		
Chief Court of Province.	Appeals from Original Order ... ..	93	...	8	1	10	...	3	...	26	...	13	7	25	16	126.85	1	(a) Besides these the following miscellaneous matters were disposed of by the High Court:— 218 civil applications under extraordinary jurisdiction; 31 civil references and 2,585 applications were disposed of out of Court by the Registrar and his Deputy.
	Appeals from Appellate Order ... ..	...	...	...	...	...	...	...	...	...	...	...	...	...	...	...	...	
<b>Total ...</b>	<b>(a) 93</b>	<b>...</b>	<b>8</b>	<b>1</b>	<b>10</b>	<b>...</b>	<b>3</b>	<b>...</b>	<b>26</b>	<b>...</b>	<b>13</b>	<b>7</b>	<b>25</b>	<b>16</b>	<b>126.85</b>	<b>1</b>		
<b>GRAND TOTAL ...</b>	<b>250</b>	<b>...</b>	<b>25</b>	<b>8</b>	<b>30</b>	<b>1</b>	<b>8</b>	<b>...</b>	<b>76</b>	<b>1</b>	<b>37</b>	<b>12</b>	<b>61</b>	<b>34</b>	<b>106.944</b>	<b>42</b>		

NOTES.—Column 2.—Total of the entries in columns 3 to 14. Miscellaneous cases before Appellate Courts transferred from one Court to another in the same province will appear only against the Court by which decided, or in which pending at the close of the year, if not decided.  
 General—This statement should include not only appeals from orders under Section 553 of the Code of Civil Procedure, but also appeals in miscellaneous judicial cases, i.e., the cases entered in Judicial Statement 9, Part II, and the following classes of applications under the Civil Procedure Code which are dealt with by Appellate Courts only viz:—  
 (1) Applications to an Appellate Court to withdraw or transfer an appeal, Section 25.  
 (2) Applications for admission or re hearing of an appeal, Sections 553, 560.  
 (3) Applications for leave to appeal as a pauper, Section 592.  
 (4) Applications for review of judgment, Section 623.

Her Majesty's High Court of Judicature,  
 Appellate Side. Bombay, 31st October 1887.

KRISHNAMUKHRA'M ATMA'RAM MEHTA,  
 Acting Assistant Registrar.

JUDICIAL STATEMENT No. 11—(CIVIL) 6

Statement showing the Result of Proceedings on applications for the Execution of the Decrees of the Civil and Revenue Courts in the Presidency of Bombay in the year 1886.

Class of Courts.	Total Number of Applications for the execution of Decrees before the Courts.	APPLICATIONS DISPOSED OF				Pending at the end of the year.	Number of Applications pending more than three months at the close of the year.	AMOUNT REALIZED.		NUMBER OF APPLICATIONS.											REMARKS.			
		By transfer.	Satisfaction obtained in full.	Satisfaction obtained in part.	Wholly infructuous.			With the issue of process.	Without the issue of process.	On which the Judgment-debtor was imprisoned.	On which he was arrested, but released without imprisonment.	On which Moveable Property		On which Immoveable Property		On which possession was given		On which specific performance was enforced.	On which partition was effected.	On which execution was effected otherwise than the preceding columns.				
1	2	3	4	5	6	7	8	9	10	11	12	13	14	15	16	17	18	19	20	21	22	23		
<b>COURTS IN THE INTERIOR.</b>																								
<b>I.—Civil Courts.</b>																								
Unpaid Tribunals ...	1,049	..	69	65	507	818	49	Rs. 5,155 10 7	Rs. 83 0 0	13	..	..	..	7	..	11	..	8	..	..	47	No details are given for 2,351 applications disposed of by village officers under the Dekhan Agriculturists' Relief Act.		
Village Courts ...	2,041	..	..	..	..	290	..	..	..	..	..	..	..	..	..	..	..	..	..	..	..		..	
Paid Sub-Divisional Tribunals ...	2,34,807	..	30,387	43,600	1,14,937	45,948	11,878	24,72,308 9 10	2,30,051 8 0	1,998	2,798	2,239	3,208	5,648	618	4,161	118	3,625	74	162	23,042		..	
Small Cause Courts ...	24,523	..	2,004	4,182	13,961	3,698	641	1,25,498 4 7	50,946 2 2	819	932	304	306	..	..	..	..	..	..	..	..		..	..
District Courts other than Chief Courts of Districts ...	421	..	123	33	143	122	79	41,437 15 9	3,476 11 4	3	3	3	10	23	1	6	3	6	1	1	63		..	
Chief Courts of Districts ...	..	..	..	..	..	..	..	..	..	..	..	..	..	..	..	..	..	..	..	..	..		..	..
Superior Courts ...	..	..	..	..	..	..	..	..	..	..	..	..	..	..	..	..	..	..	..	..	..		..	..
<b>Total</b>	<b>2,64,531</b>	<b>..</b>	<b>33,273</b>	<b>47,880</b>	<b>1,29,668</b>	<b>50,369</b>	<b>11,907</b>	<b>26,44,430 8 8</b>	<b>2,54,536 8 6</b>	<b>2,312</b>	<b>2,755</b>	<b>2,564</b>	<b>3,530</b>	<b>3,678</b>	<b>619</b>	<b>4,197</b>	<b>121</b>	<b>3,628</b>	<b>75</b>	<b>163</b>	<b>23,172</b>		..	
<b>II.—Revenue Courts.</b>																								
Unpaid Local Tribunals ...	..	..	..	..	..	..	..	..	..	..	..	..	..	..	..	..	..	..	..	..	..		..	..
Other Subordinate Courts ...	701	..	628	7	15	51	6	968 5 0	1,168 15 6	..	..	3	4	..	..	..	..	..	..	..	..	..	..	
District Courts ...	..	..	..	..	..	..	..	..	..	..	..	..	..	..	..	..	..	..	..	..	..	..	..	
<b>Total</b>	<b>701</b>	<b>..</b>	<b>628</b>	<b>7</b>	<b>15</b>	<b>51</b>	<b>6</b>	<b>968 5 0</b>	<b>1,168 15 6</b>	<b>..</b>	<b>..</b>	<b>3</b>	<b>4</b>	<b>..</b>	<b>..</b>	<b>..</b>	<b>..</b>	<b>..</b>	<b>..</b>	<b>..</b>	<b>..</b>	<b>..</b>	<b>..</b>	
<b>COURTS AT THE PRESIDENCY OR SEAT OF GOVERNMENT.</b>																								
Unpaid Small Cause Courts ...	31,000	504	3,925	900	12,300	2,015	..	1,13,014 5 2	3,71,100 2 0	910	535	624	144	..	..	..	..	..	..	..	..	..	..	
Superior Courts ...	(a) 2,3	20	41	25	90	67	53	1,97,629 1 8	1,53,377 0 1	22	22	8	29	7	..	..	..	..	..	..	..	..	..	
<b>Total</b>	<b>31,003</b>	<b>524</b>	<b>3,966</b>	<b>925</b>	<b>12,390</b>	<b>2,082</b>	<b>53</b>	<b>2,10,543 6 5</b>	<b>3,44,477 2 1</b>	<b>932</b>	<b>557</b>	<b>632</b>	<b>173</b>	<b>7</b>	<b>..</b>	<b>..</b>	<b>..</b>	<b>..</b>	<b>..</b>	<b>..</b>	<b>..</b>	<b>..</b>	<b>..</b>	
<b>GRAND TOTAL</b>	<b>2,95,534</b>	<b>..</b>	<b>37,901</b>	<b>48,807</b>	<b>1,42,058</b>	<b>52,420</b>	<b>12,940</b>	<b>28,55,972 4 3</b>	<b>3,50,179 7 1</b>	<b>3,240</b>	<b>4,293</b>	<b>3,196</b>	<b>3,707</b>	<b>3,685</b>	<b>619</b>	<b>4,201</b>	<b>121</b>	<b>3,971</b>	<b>76</b>	<b>163</b>	<b>23,212</b>	..		

Note.—Column 2.—Total of the entries in columns 3 to 7.

KRISHNAMUKHARAM ATMA'RAM MEHTA,  
Acting Assistant Registrar.

Her Majesty's High Court of Judicature,  
Appellate Side. Bombay, 31st October 1887.

JUDICIAL STATEMENT No. 12—(CIVIL).

Statement showing the Number and Result of Applications and Proceedings under Chapter XX, Civil Procedure Code, in the Presidency of Bombay in the year 1886.

Class of Courts.	APPLICATIONS FOR A DECLARATION OF INSOLVENCY.									Number of Insolvents discharged during the year under Section 355.	Number of Insolvents' Estates in the hands of Receivers in which Proceedings were finally closed during the year.	AMOUNT OF CREDITORS' CLAIMS DEALT WITH DURING THE YEAR.		GROSS AMOUNT OF INSOLVENTS' ASSETS REALIZED AND DISBURSED.		REMARKS.
	Total number for hearing.	Transferred to another Province, withdrawn, &c.	Granted.		Rejected.			Pending at the close of the year.	Admitted.			Satisfied.	Realized during the year.	Disbursed during the year.		
1	2	3	4	5	6	7	8	9	10	11	12	13	14	15	16	
											Rs. a. p.	Rs. a. p.	Rs. a. p.	Rs. a. p.		
Courts other than Chief Courts of Districts ... ..	537	123	35	109	144	3	1	122	58	104	11,183 12 4	120 2 11	4,330 10 11	1,424 12 0		
Chief Courts of Districts ... ..	24	7	...	1	10	...	...	6	...	...	.....	.....	.....	12 13 0		
Superior Courts ... ..	...	...	...	...	...	...	...	...	...	...	.....	.....	.....	.....		
Total ... ..	561	130	35	110	154	3	1	128	58	104	11,183 12 4	120 2 11	4,330 10 11	1,437 9 0		

NOTES.—Column 1, sub-head "Courts other than Chief Courts of Districts."—Specially empowered under Section 360, Act XIV of 1882.

Column 2.—Total of the entries in columns 3 to 9. Cases transferred from one Court to another in the same province will appear only against the Court by which decided, or in which pending at the close of the year, if not decided.

Column 3.—Applications struck off for default or otherwise not prosecuted should be entered in this column.

Her Majesty's High Court of Judicature, }  
Appellate Side. Bombay, 31st October 1887. }

KRISHNAMUKHRA'M ATMA'RA'M MEHTA,  
Acting Assistant Registrar.

JUDICIAL STATEMENT No. 13—(CIVIL AND CRIMINAL).

Statement showing Use of Juries and Assessors in the Civil and Criminal Courts in the Presidency of Bombay in the year 1886.

Class of Courts in which Jurors or Assessors are employed, distinguishing Criminal from Civil Courts.	Established or average number of Jury or Assessors in each case and prescribed qualifications.	Number of cases tried by Jury.	Number of cases tried with Assessors.	JURY TRIALS.					ASSESSORS' TRIALS.			REMARKS.	
				Cases in which the Judge approved of the verdict.	Cases in which the Judge did not approve of the verdict.		Number of persons of the verdict in respect to whom the Judge disapproved.	Number of cases in which Judge agreed with Assessors.	Number of cases in which Judge differed from.				
					Wholly.	Partially.			Whose cases he referred under Section 307, Criminal Procedure Code.	Whose cases he did not refer under Section 307, Criminal Procedure Code.	One Assessor.		Both Assessors.
1	2	3	4	5	6	7	8	9	10	11	12	13	
<i>I.—Civil Courts.</i>													
Chief Courts of Districts (or Officers specially empowered) acting under Act X. of 1870 ...	Assessors ... 2 or more	...	17	...	...	...	...	...	12	3	2	(a) All cases falling under Chapters VIII, XI, XII, XVI, XVII and XVIII or any of the said chapters taken in connection with Section 75 of the Indian Penal Code, in which punishment awardable is death, transportation for life, or transportation or imprisonment for ten years or upwards, and also attempts and abetments to commit any of the above said offences, were tried by jury in the districts of Belgaum, Poona, Thana, Surat, Ahmedabad and in the City of Karachi.	
Parsi District Matrimonial Court ...	Under Act XV. of 1865. } Delegates ... 7	...	(4)	...	...	...	...	...	(4)	...	...		b) Assessors are employed in all cases committed for trial to the Sessions Courts, except in the districts of Belgaum, Poona, Thana, Surat, Ahmedabad and in the City of Karachi.
Parsi Chief Matrimonial Court ...													
<i>II.—Criminal Courts.</i>													
Magistrates' Courts under Chapter X, Criminal Procedure Code ...	Jurors ... 4 or 5	7	...	7	...	...	...	...	...	...	...	(c) Besides these there were also:— 16 cases in which the opinions of the Assessors were not taken; 6 cases in which the accused pleaded guilty; 3 cases in which the charges were withdrawn.	
Courts of Sessions ...	Jurors (a) ... 5	131	...	120	10	1	18	3	...	...	...		(d) Do not include the Parsi Matrimonial cases decided by Delegates.
	Assessors (b) ... 2 or more	...	(c) 452	...	...	...	...	...	332	37	113		
High Court, Original Criminal Jurisdiction ...	Jurors ... 9	34	...	34	...	...	...	...	...	...	...		
Total ...	...	(d) 172	(d) 499	(d) 161	10	1	19	3	(d) 344	40	113		

Notes.—Column 4.—The figures given in this column should agree with the totals of columns 10, 11 and 12. Cases in which, owing to the accused having pleaded guilty or for other causes, the opinions of the Assessors are not taken, should be entered in columns 4, 10, 11 or 12.

Column 11.—Note in what classes of cases Juries and Assessors have been principally employed.

Her Majesty's High Court of Judicature,  
Appellate Side. Bombay, 31st October 1887.

KRISHNAMUKHRAM ATMARAM MEHTA,  
Acting Assistant Registrar.

Statement showing the Work done by the Sessions and Civil Courts in the Regulation Districts for the Presidency of Bombay during the year 1886.

Names of Districts.	CRIMINAL WORK.		CIVIL WORK.												REMARKS.
	Cases disposed of by the Sessions Court.	Appeals disposed of by the Sessions Court.	Original.				Appeals.				Execution Proceedings disposed of.	Orders made after investigation, Column 13 of the Monthly Civil Returns.	Number of Original Suits pending more than a year at the end of the year under report.	Number of Appeals pending more than a year at the end of the year under report.	
			Total Number of suits before the Court.	Disposed of.	Pending at the end of the year under report.	Pending at the end of the preceding year.	Total Number of Appeals before the Court.	Disposed of.	Pending at the end of the year under report.	Pending at the end of the preceding year.					
1	2	3	4	5	6	7	8	9	10	11	12	13	14	15	16
<i>Ratnagiri.</i>															
District and Sessions Judge's Court	10	21	6	5	1	5	521	217	304	229	3	102	...	64	
Assistant Judge's Court	1	...	1	...	1	...	28	28	90	106	4	20	...	54	
First Class Subordinate Court of Ratnagiri	...	...	700	513	187	112	49	46	3	...	841	43	2	...	
Second Class Subordinate Court of Dapoli	...	...	1,452	1,060	392	376	...	...	...	...	1,202	118	17	...	
Do. Chiplin	...	...	1,426	1,079	347	214	...	...	...	...	1,027	44	...	...	
Do. Saugameshwar	...	...	1,032	796	236	313	...	...	...	...	1,548	78	1	...	
Do. Rajapur	...	...	897	595	302	142	...	...	...	...	956	68	26	...	
Do. Devgad	...	...	812	659	153	162	...	...	...	...	759	46	1	...	
Do. Malvan	...	...	815	322	523	226	...	...	...	...	418	11	82	...	
Do. Veingarla	...	...	504	295	209	141	...	...	...	...	417	27	11	...	
Total	11	24	7,675	5,324	2,351	1,691	836	430	406	335	7,775	557	140	118	
<i>Dharwar.</i>															
District and Sessions Judge's Court	27	71	5	4	1	1	293	185	108	135	3	43	...	...	
First Class Subordinate Court of Dharwar	...	...	879	633	246	188	62	62	...	...	566	90	...	...	
Second Class Subordinate Court of Haveri	...	...	1,253	848	405	235	...	...	...	...	1,095	73	27	...	
Do. Gadag	...	...	1,426	1,005	421	341	...	...	...	...	949	62	56	...	
Do. Hubli	...	...	933	647	286	185	...	...	...	...	567	51	19	...	
Total	27	71	4,496	3,137	1,359	950	355	247	108	135	3,180	319	102	...	
<i>Kanara.</i>															
District and Sessions Judge's Court	21	16	2	1	1	1	460	156	304	246	1	56	...	110	
Subordinate Court of Karwar	...	...	610	453	157	157	...	...	...	...	403	32	12	...	
Second Class Subordinate Court of Honavar	...	...	916	769	147	172	...	...	...	...	758	48	1	...	
Do. Kuntla	...	...	747	548	199	168	...	...	...	...	518	61	14	...	
Do. Sisi	...	...	396	323	73	65	...	...	...	...	275	11	...	...	
Total	21	16	2,671	2,094	577	563	460	156	304	246	1,955	208	27	110	
<i>Belgaum.</i>															
District and Sessions Judge's Court	38	42	15	9	6	...	350	233	117	108	2	40	...	2	
First Class Subordinate Court of Belgaum	...	...	1,444	1,146	298	289	...	...	...	...	1,117	130	...	...	
Second Class Subordinate Court of Chikoli	...	...	1,382	735	647	266	...	...	...	...	1,005	90	62	...	
Do. Saundatti	...	...	557	472	85	81	...	...	...	...	372	51	...	...	
Do. Athur	...	...	543	473	70	103	...	...	...	...	252	24	6	...	
Contonment Magistrate's Court	...	...	181	173	8	1	...	...	...	...	49	...	1	...	
Total	38	42	4,122	3,008	1,114	740	350	233	117	108	2,797	335	69	2	
<i>Solapur/Bijapur.</i>															
District and Sessions Judge's Court	50	58	10	5	5	9	632	124	508	378	6	170	4	244	
First Class Subordinate Court of Solapur/Bijapur	...	...	2,071	1,631	440	437	24	24	...	...	1,938	152	44	...	
Second Class Subordinate Court of Parbhani	...	...	575	405	170	79	...	...	...	...	682	102	7	...	
Do. Pandharpur	...	...	518	417	101	112	...	...	...	...	660	57	1	...	
Do. Sangli and Malavasi	...	...	617	469	148	179	...	...	...	...	440	43	1	...	
Do. Morla	...	...	357	301	56	90	...	...	...	...	646	19	...	...	
Do. Karmali	...	...	339	296	43	58	...	...	...	...	619	30	2	...	
Do. P. Bhat	...	...	1,277	1,182	95	123	...	...	...	...	1,089	62	...	...	
Do. L. pur	...	...	607	587	80	66	...	...	...	...	637	45	2	...	
Do. Nandol D. 2	...	...	922	843	129	131	...	...	...	...	588	46	...	...	
Total	50	58	7,004	6,136	1,267	1,344	636	148	508	378	7,225	726	61	244	

Names of Districts.	CRIMINAL WORK.		CIVIL WORK.											REMARKS.	
	Cases disposed of by the Sessions Court.	Appeals disposed of by the Sessions Court.	Original.				Appeals.				Execution proceedings disposed of.	Orders made after investigation. Columns 13 of the Monthly Civil Returns.	Number of Original Suits pending more than a year at the end of the year under report.		Number of Appeals pending more than a year at the end of the year under report.
			Total Number of suits before the Court.	Disposed of.	Pending at the end of the year under report.	Pending at the end of the preceding year.	Total Number of Appeals before the Court.	Disposed of.	Pending at the end of the year under report.	Pending at the end of the preceding year.					
1	2	3	4	5	6	7	8	9	10	11	12	13	14	15	16
<b>Poona.</b>															
District and Sessions Judge's Court	21	37	14	10	4	2	503	181	322	283	11	231	...	76	
Assistant Judge's Court	6	...	...	...	...	...	104	104	...	...	...	3	...	...	
Cantonment Magistrate's Court	...	...	709	620	89	13	...	...	...	...	582	...	...	...	
Small Cause Court	...	...	5,859	4,916	943	678	...	...	...	...	6,922	322	...	...	
Subordinate Court of Poona	...	...	1,358	1,007	351	372	...	...	...	...	2,308	262	4	...	
Second Class Subordinate Court of Vadgaon	...	...	932	746	186	229	...	...	...	...	1,950	48	2	...	
Do. Junnar	...	...	1,825	1,229	96	492	...	...	...	...	1,742	49	...	...	
Do. Sasvad	...	...	347	247	100	86	...	...	...	...	628	48	...	...	
Do. Khed...	...	...	1,572	1,398	174	474	...	...	...	...	1,773	57	...	...	
Do. Talegaon	...	...	538	495	43	204	...	...	...	...	1,159	27	...	...	
Do. Patas	...	...	417	346	71	135	...	...	...	...	721	20	1	...	
Do. Indapur	...	...	303	190	113	72	...	...	...	...	253	7	...	...	
Court of the Agent for Sardars	...	...	13	9	4	7	...	...	...	...	5	...	1	...	
Court of the Chief of Vinchur	...	...	948	419	529	381	...	...	...	...	631	...	...	...	
<b>Total</b>	<b>27</b>	<b>37</b>	<b>14,335</b>	<b>11,632</b>	<b>2,703</b>	<b>3,146</b>	<b>607</b>	<b>285</b>	<b>322</b>	<b>283</b>	<b>18,585</b>	<b>1,076</b>	<b>8</b>	<b>76</b>	
<b>Khandesh.</b>															
District and Sessions Judge's Court	43	37	5	3	2	2	427	168	259	203	0	66	...	29	
First Class Subordinate Court of Dhulia	...	...	3,825	2,935	890	352	23	23	...	...	6,068	142	1	...	
Second Class Subordinate Court of Yaval	...	...	3,657	2,898	750	726	...	...	...	...	5,275	174	3	...	
Do. Bhusaval	...	...	2,771	2,238	533	408	...	...	...	...	2,840	63	1	...	
Do. Jalgaon	...	...	4,449	3,257	1,192	863	...	...	...	...	5,723	103	6	...	
Do. Amalner	...	...	2,533	2,081	452	271	...	...	...	...	4,724	89	1	...	
Do. Bhadgaon	...	...	4,635	4,322	313	979	...	...	...	...	5,415	95	1	...	
Do. Erandol	...	...	2,467	1,899	568	214	...	...	...	...	2,926	74	...	...	
Do. Shirpur	...	...	3,171	2,623	548	364	...	...	...	...	5,158	77	...	...	
Do. Nandurbár	...	...	1,908	1,746	252	235	...	...	...	...	2,647	71	1	...	
<b>Total</b>	<b>43</b>	<b>37</b>	<b>29,511</b>	<b>24,002</b>	<b>5,609</b>	<b>4,414</b>	<b>450</b>	<b>191</b>	<b>259</b>	<b>203</b>	<b>40,732</b>	<b>954</b>	<b>14</b>	<b>29</b>	
<b>Ahmednagar.</b>															
District and Sessions Judge's Court	27	32	23	9	3	19	484	158	326	885	10	224	...	77	
Assistant Judge's Court	7	...	...	16	...	...	50	50	...	...	...	...	...	...	
First Class Subordinate Court of Ahmednagar	...	...	1,637	1,303	226	184	111	111	...	...	3,642	142	...	...	
Joint Second Class Subordinate Court of Ahmednagar	...	...	...	108	...	...	...	...	...	...	...	...	...	...	
Second Class Subordinate Court of Sangamner	...	...	1,578	1,292	286	435	...	...	...	...	1,961	143	...	...	
Do. Akola	...	...	542	467	75	167	...	...	...	...	545	25	...	...	
Do. Nevasa	...	...	507	384	123	187	...	...	...	...	1,221	38	...	...	
Do. Kade	...	...	465	377	88	59	...	...	...	...	364	4	1	...	
Do. Karjat	...	...	534	441	93	104	...	...	...	...	382	7	...	...	
Do. Rahuri	...	...	679	561	118	250	...	...	...	...	1,451	55	...	...	
Do. Parner	...	...	778	614	164	374	...	...	...	...	596	53	...	...	
Do. Shrigonda	...	...	263	181	82	85	...	...	...	...	448	41	...	...	
Do. Kopergaon	...	...	793	542	251	153	...	...	...	...	927	51	1	...	
Do. Shevgaon	...	...	461	387	74	97	...	...	...	...	884	36	...	...	
Cantonment Magistrate's Court	...	...	...	...	...	...	...	...	...	...	...	...	...	...	
Jagirdars' Courts at Javli, Akolner and Miri	...	...	78	52	26	17	...	...	...	...	59	6	4	...	
<b>Total</b>	<b>34</b>	<b>32</b>	<b>8,343</b>	<b>6,734</b>	<b>1,609</b>	<b>2,098</b>	<b>645</b>	<b>319</b>	<b>326</b>	<b>335</b>	<b>12,459</b>	<b>619</b>	<b>6</b>	<b>77</b>	
<b>Satara.</b>															
District and Sessions Judge's Court	26	27	15	9	6	6	622	173	544	477	4	95	...	167	
Assistant Judge's Court	14	...	15	15	...	...	105	...	...	...	...	4	...	...	
First Class Subordinate Court of Satara	...	...	1,369	533	294	538	106	39	67	...	1,439	67	44	...	
Joint Second Class Subordinate Court of Satara	...	...	...	318	...	...	...	...	...	...	...	8	...	...	
<b>Carried forward</b>	<b>40</b>	<b>27</b>	<b>1,399</b>	<b>875</b>	<b>300</b>	<b>63</b>	<b>925</b>	<b>317</b>	<b>611</b>	<b>477</b>	<b>1,443</b>	<b>254</b>	<b>44</b>	<b>167</b>	



Names of Districts.	CRIMINAL WORK.		CIVIL WORK.											REMARKS.	
	Cases disposed of by the Sessions Court.	Appeals disposed of by the Sessions Court.	Original.				Appeals.				Execution Proceedings disposed of.	Order made after Investigation Column 43 of the Monthly Civil Returns.	Number of Original Suits pending more than a year at the end of the year under report.		Number of Appeals pending more than a year at the end of the year under report.
			Total Number of Suits before the Court.	Disposed of.	Pending at the end of the year under report.	Pending at the end of the preceding year.	Total Number of Appeals before the Court.	Disposed of.	Pending at the end of the year under report.	Pending at the end of the preceding year.					
1	2	3	4	5	6	7	8	9	10	11	12	13	14	15	16
Brought over ...	40	27	1,399	875	300	538	928	317	611	477	1,443	254	44	167	
<i>Sátára—continued.</i>															
Joint Second Class Subordinate Court of Sátára ...	...	...	...	167	...	...	...	...	...	...	...	21	...	...	...
Do. do. do. ...	...	...	...	57	...	...	...	...	...	...	...	9	...	...	...
Second Class Subordinate Court of Wáí... of Karád... do. do. do. ...	...	...	508	387	121	257	...	...	...	...	766	17	10	...	...
Joint Do. do. do. ...	...	...	1,223	636	284	496	...	...	...	...	1,230	91	3	...	...
Do. do. do. ...	...	...	...	230	...	...	...	...	...	...	...	3	...	...	...
Do. do. do. ...	...	...	...	73	...	...	...	...	...	...	...	...	...	...	...
Second Class Subordinate Court of Rahimatpur. Do. do. Vita ...	...	...	707	451	256	382	...	...	...	...	753	73	105	...	...
Do. do. do. ...	...	...	691	496	195	291	...	...	...	...	434	25	18	...	...
Do. do. Ashta ...	...	...	1,449	451	261	669	...	...	...	...	912	77	5	...	...
Joint Do. do. do. ...	...	...	...	469	...	...	...	...	...	...	...	...	...	...	...
Do. do. do. ...	...	...	...	268	...	...	...	...	...	...	...	...	...	...	...
Second Class Subordinate Court of Túsgaon... Do. do. Dahivádi ...	...	...	687	479	208	265	...	...	...	...	835	27	8	...	...
Do. do. do. ...	...	...	191	141	50	51	...	...	...	...	121	15	3	...	...
Do. do. Khatáv ...	...	...	468	305	163	193	...	...	...	...	263	42	15	...	...
Do. do. Pátan ...	...	...	447	298	149	131	...	...	...	...	271	11	6	...	...
Do. do. Medha ...	...	...	236	185	51	87	...	...	...	...	140	16	2	...	...
Jághirdár's Court at Shere ...	...	...	14	6	8	9	...	...	...	...	17	1	4	...	...
Total ...	40	27	8,020	5,974	2,046	3,369	928	317	611	477	7,185	682	223	167	
<i>Násik.</i>															
District and Sessions Judge's Court ...	31	25	2	1	1	1	371	194	177	160	2	110	...	...	...
First Class Subordinate Court of Násik ...	...	...	3,368	2,773	595	629	...	...	...	...	4,357	312	40	...	...
Second Class Subordinate Court of Pimpalgaon. Do. do. Yeola ...	...	...	1,959	1,562	397	332	...	...	...	...	2,717	61	8	...	...
Do. do. do. ...	...	...	2,204	1,779	425	252	...	...	...	...	2,673	156	1	...	...
Do. do. Málgaon ...	...	...	2,417	2,064	369	379	...	...	...	...	2,797	39	1	...	...
Do. do. Sinnar ...	...	...	1,544	1,307	237	177	...	...	...	...	1,999	66	1	...	...
Do. do. Sátána ...	...	...	1,980	1,646	334	230	...	...	...	...	2,645	110	1	...	...
Court of the Jághirdár of Chandori ...	...	...	41	30	11	6	...	...	...	...	25	25	...	...	...
Total ...	31	25	13,515	11,162	2,353	2,006	371	194	177	160	17,215	879	52	...	...
<i>Thána.</i>															
District and Sessions Judge's Court ...	41	30	5	3	2	2	298	171	127	132	2	94	...	7	...
Assistant Judge's Court ...	2	...	...	...	...	...	82	82	...	...	7	1	...	...	...
First Class Subordinate Court of Thána ...	...	...	1,987	1,738	249	272	30	30	...	...	2,160	121	1	...	...
Second Class Subordinate Court of Kalyán ...	...	...	1,457	1,204	253	226	...	...	...	...	2,033	50	1	...	...
Do. Bhiwandi ...	...	...	1,235	1,059	176	251	...	...	...	...	1,947	43	...	...	...
Do. Murbád ...	...	...	777	642	135	86	...	...	...	...	1,448	28	...	...	...
Do. Panvel ...	...	...	1,414	974	440	237	...	...	...	...	1,940	76	59	...	...
Do. Bassein ...	...	...	826	704	122	130	...	...	...	...	1,327	84	...	...	...
Do. Dahánu ...	...	...	986	691	295	177	...	...	...	...	1,202	14	...	...	...
Total ...	43	30	8,687	7,015	1,672	1,380	410	283	127	132	12,066	511	61	7	...
<i>Koldba.</i>															
District and Sessions Judge's Court ...	8	11	5	4	1	8	196	103	93	105	3	20	...	2	...
Joint Sessions Judge's Court ...	8	...	...	...	...	...	...	...	...	...	...	...	...	...	...
Assistant Judge's Court ...	4	...	...	...	...	...	24	34	...	...	1	4	...	...	...
First Class Subordinate Court of Thána ...	...	...	...	...	...	...	23	23	...	...	...	...	...	...	...
Second Class Subordinate Court of Alibag... Do. Pen ...	...	...	832	682	200	107	...	...	...	...	1,306	64	...	...	...
Do. Mahád ...	...	...	1,200	857	343	188	...	...	...	...	2,156	76	20	...	...
Do. ...	...	...	1,866	1,351	515	286	...	...	...	...	2,545	77	...	...	...
Total ...	20	11	3,953	2,894	1,059	584	253	160	93	105	6,011	241	20	2	...