

EXPLANATORY NOTE TO STATEMENTS SHOWING GENERAL PROGRESS OF CO-OPERATIVE SOCIETIES IN THE SEVERAL PROVINCES DURING THE YEAR 1913-14.

The abstract tables at the commencement show some of the leading features of progress in the co-operative movement during the past year. The first abstract shows numbers of societies and members, capital and disbursements for the whole of India and the four following abstracts give figures for the same heads by provinces.

The general statements which follow give a complete record of the statistics relating to co-operative societies in the several provinces in India during the year 1913-14. The figures are taken from the advance tabular statements forwarded by the Registrars of co-operative societies for the last year and are classified into three divisions according as they relate to Central, Agricultural or Non-Agricultural societies, respectively. The statements include statistics for societies of a co-operative nature in all the British provinces except the North-West Frontier Province and Baluchistan. In the former the movement has as yet made little progress, while in the latter it has not yet been thought expedient to apply the Act. Figures for the Native States of Mysore and Baroda have been included.

*Statement I.*—This statement deals with the general progress of the societies and is divided into three parts, I-A, I-B, and I-C, according as it relates to Central, Agricultural or Non-Agricultural societies, respectively. The total number of societies has risen during the year to 15,673 as against 12,324 last year. There are 329 Central, 806 Non-Agricultural and 14,538 Agricultural societies. It will be observed that Agricultural societies have, during the course of the year, increased by 3,156. The total membership and working capital, as they stand at the close of the year, are as follows :—

						No. of Members.	Capital. Rs.	
Central	..	..	..	..	..	34,710	287 lakhs.	
Agricultural	..	..	..	..	..	5,99,822	403½	„
Non-Agricultural	..	..	..	..	..	1,09,694	81	„
Total	..	..	..	..	..	7,44,226	771½	„

*Statement II* shows the total receipts and disbursements of the societies during the year. Including the opening balance the total receipts of the Central societies amount to Rs. 461¼ lakhs, while the total disbursements are estimated at Rs. 447¾ lakhs, leaving a closing balance of about 13½ lakhs. The total income of the Agricultural societies amounts to Rs. 433 lakhs, as against an expenditure of Rs. 416½ lakhs. In the case of Non-Agricultural societies, the total income of the year, including the opening balance, is Rs. 174½ lakhs, which, after deducting all the disbursements, leaves a balance of nearly Rs. 5½ lakhs. Thus, taking all the societies together, the net balance in hand at the end of the year amounts to Rs. 35½ lakhs, which shows an advance in the operations of the societies as compared with Rs. 28 lakhs at the close of the last year.

*Statement II D* shows the operations of insurance societies. These societies, however, at present exist in Burma and Coorg only, and the statement gives figures for those provinces alone.

*Statement III.*—This is the balance sheet and shows the assets and liabilities of the societies as they stand at the close of the year. The following are the profits resulting from the operations of the different classes of societies :—

						Rs.
Central Societies	..	..	..	..	..	6,38,577
Agricultural Societies	..	..	..	..	..	15,21,486
Non-Agricultural Societies	..	..	..	..	..	3,86,696
Total	..	..	..	..	..	25,46,759

*Statement IV.*—This is an abstract statement prepared for the use of the International Agricultural Institute at Rome.

## ABSTRACT.

*India, General.*

	1906-07.	1907-08.	1908-09.	1909-10.	1910-11.	1911-12.	1912-13.	1913-14.
1	2	3	4	5	6	7	8	9
<b>I.—NUMBER OF SOCIETIES.</b>								
<i>Central</i> .. ..	14	7	15	32	60	120	251	329
<i>Non-Agricultural</i> ..	89	149	227	321	415	495	691	806
<i>Agricultural</i> .. ..	740	1,201	1,766	3,145	4,957	7,562	11,382	14,533
<b>Total</b> ..	<b>843</b>	<b>1,357</b>	<b>2,008</b>	<b>3,498</b>	<b>5,432</b>	<b>8,177</b>	<b>12,324</b>	<b>15,673</b>
<b>II.—NUMBER OF MEMBERS</b>								
	90,844	149,160	184,889	230,698	314,101	403,318	5,73,536	7,44,226
<b>III.—CAPITAL.</b>								
	Rs.	Rs.	Rs.	Rs.	Rs.	Rs.	Rs.	Rs.
Loans from private persons	6,56,092	12,43,495	24,93,814	34,82,691	53,51,325	88,39,777	1,33,62,788	1,98,35,727
Loans from other Societies*	2,40,425	5,84,765	15,96,611	30,15,106	59,35,736	1,10,41,533	1,93,61,345	2,86,28,195
Share capital .. ..	5,55,805	9,35,928	14,77,254	23,08,342	33,91,085	52,58,057	86,19,793	1,22,99,082
Deposits by members ..	5,76,025	9,19,523	16,18,018	25,33,317	42,70,102	65,07,698	93,54,645	1,18,58,857
State aid .. ..	2,84,738	6,51,816	6,86,143	7,21,775	8,57,468	9,34,663	11,27,547	11,46,920
Reserve .. ..	58,598	78,559	1,93,271	3,36,451	5,60,868	9,92,454	16,08,143	34,01,803
<b>Total</b> ..	<b>23,71,683</b>	<b>44,14,086</b>	<b>80,65,111</b>	<b>1,23,97,682</b>	<b>2,03,66,584</b>	<b>3,35,74,162</b>	<b>5,34,34,261</b>	<b>7,71,70,584</b>

	1911-12.	1912-13.	1913-14.
	Rs.	Rs.	Rs.
<b>IV.—DISBURSEMENTS.</b>			
1. Deposits repaid to members .. ..	43,63,789	97,16,232	1,11,00,405
2. Loans repaid to private persons .. ..	46,54,183	86,39,346	1,46,09,880
*3. Loans repaid to other Societies .. ..	50,29,298	75,62,011	1,11,05,776
4. Loans issued to members .. ..	1,78,71,024	2,78,10,688	3,48,30,175
*5. Loans issued to other Societies .. ..	90,79,616	1,59,16,285	1,92,64,790
6. Interest paid on loans and deposits .. ..	13,17,388	22,12,097	33,55,644
7. Dividend and bonus paid .. ..	1,56,207	2,23,373	2,97,608
8. Establishment and contingencies .. ..	2,73,384	4,49,177	6,84,700
9. Other items .. ..	16,04,322	28,05,650	50,14,331
<b>GRAND TOTAL</b> .. ..	<b>4,43,49,211</b>	<b>7,53,34,859</b>	<b>10,02,63,309</b>

\* These include loans from Central Societies to other Societies.

*Abstract by Provinces showing statistics for co-operative societies for the year 1913-14.*

*I.—Number of Societies.*

Provinces.	Central.	Agricultural.	Non-Agricultural.	Total.
1	2	3	4	5
Madras .. .. .	16	1,256	66	1,338
Bombay .. .. .	6	584	125	715
Bengal .. .. .	40	1,547	80	1,667
Bihar and Orissa .. .. .	12	766	41	819
United Provinces .. .. .	55	2,560	185	2,800
Punjab .. .. .	38	3,261	34	3,333
Burma .. .. .	96	1,214	49	1,359
Central Provinces .. .. .	38	2,087	88	2,213
Assam .. .. .	9	224	16	249
Coorg .. .. .	..	31	..	31
Ajmer .. .. .	5	352	..	357
Mysore .. .. .	11	410	109	530
Baroda .. .. .	3	246	13	262
Total .. .. .	329	14,538	806	15,673

*II.—Number of Members.*

Provinces.	Central.	Agricultural.	Non-Agricultural.	Total.
1	2	3	4	5
Madras .. .. .	1,173	77,902	21,694	1,00,769
Bombay .. .. .	1,682	40,470	26,525	68,677
Bengal .. .. .	4,729	71,282	14,352	90,363
Bihar and Orissa .. .. .	1,142	37,270	12,377	50,789
United Provinces .. .. .	12,959	99,891	5,755	1,18,605
Punjab .. .. .	2,379	1,55,250	3,263	1,60,892
Burma .. .. .	2,748	29,889	3,414	36,051
Central Provinces .. .. .	6,131	34,313	1,778	42,222
Assam .. .. .	421	11,536	1,672	13,629
Coorg .. .. .	..	2,839	..	2,839
Ajmer .. .. .	775	10,387	..	11,162
Mysore .. .. .	395	21,875	18,209	40,479
Baroda .. .. .	176	6,918	655	7,749
Total .. .. .	34,710	5,99,822	1,09,694	7,44,226

## III.—Capital.

Provinces.	Loans from private persons.	Loans from other societies.*	Share Capital.	Deposits by members.	State aid.	Reserve.	Grand Total.
1	2	3	4	5	6	7	8
	Rs.	Rs.	Rs.	Rs.	Rs.	Rs.	Rs.
Madras .. ..	31,44,689	51,45,242	11,75,063	22,72,854	25,385	4,53,047	122,16,280
Bombay .. ..	11,85,740	16,67,721	11,37,622	21,08,747	2,50,410	2,18,554	65,68,794
Bengal .. ..	28,76,690	32,25,088	10,25,143	12,46,784	1,27,463	4,19,891	89,21,059
Bihar and Orissa ..	7,38,397	8,16,556	2,05,966	4,07,851	8,943	1,10,227	22,87,940
United Provinces ..	38,15,597	48,30,886	12,15,049	8,08,961	65,107	5,67,017	1,13,02,617
Punjab .. ..	40,26,891	57,95,102	39,58,227	32,52,424	63,575	9,48,180	1,80,44,399
Burma .. ..	22,46,698	22,68,705	11,43,046	1,60,211	2,93,725	3,74,683	64,87,068
Central Provinces ..	11,67,575	36,78,272	8,15,222	6,44,082	225	1,28,292	64,33,668
Assam .. ..	1,88,655	1,30,802	83,050	1,81,757	39,005	58,403	6,81,672
Coorg .. ..	18,320	3,571	43,557	17,536	4,013	15,396	1,02,393
Ajmer .. ..	1,52,801	6,08,920	2,45,314	4,08,093	63,334	7,373	14,85,835
Mysore .. ..	1,98,465	3,39,946	11,77,218	2,82,948	3,267	56,240	20,58,084
Baroda .. ..	75,209	1,17,384	74,605	66,609	2,02,468	44,500	5,80,775
Total .. ..	1,98,35,727	2,86,28,195	1,22,99,082	1,18,53,857	11,46,920	34,01,803	7,71,70,584

\*These include loans from Central Societies to other Societies.  
*Note.*—This statement is compiled from the Liabilities side of Statement III.

## IV.—Disbursements.

Provinces.	Deposits repaid to members.	LOANS REPAID TO		LOANS ISSUED TO		Interest paid on loans and deposits.	Dividend and bonus paid.	Establishment and contingencies.	Other items.	Grand total.
		Private persons.	Other Societies.	Members.	Other Societies.					
1	2	3	4	5	6	7	8	9	10	11
	Rs.	Rs.	Rs.	Rs.	Rs.	Rs.	Rs.	Rs.	Rs.	Rs.
Madras .. .. .	36,72,915	34,96,223	9,66,144	38,40,648	18,31,908	5,81,024	56,342	95,781	19,62,334	1,65,03,319
Bombay .. .. .	11,86,745	30,03,226	16,48,559	41,22,312	12,80,672	2,15,486	36,430	59,082	5,58,381	1,21,19,893
Bengal .. .. .	2,72,273	6,90,257	6,43,874	42,23,593	23,38,324	3,49,833	40,488	71,477	3,69,025	89,99,144
Bihar and Orissa .. .. .	1,73,412	2,92,255	2,88,493	13,35,260	6,63,797	2,08,516	7,729	21,944	25,976	30,17,382
United Provinces .. .. .	7,09,481	24,04,874	31,46,394	48,08,838	42,31,934	6,74,666	38,183	1,78,555	4,15,211	1,66,08,136
Punjab .. .. .	12,56,071	17,99,285	12,13,239	76,53,702	30,50,064	6,34,798	32,683	40,261	16,694	1,56,96,797
Burma .. .. .	9,41,571	22,80,228	9,96,595	24,25,407	14,10,728	3,18,663	22,264	1,00,534	7,39,630	92,35,620
Central Provinces .. .. .	14,87,986	2,94,913	18,53,947	21,57,945	36,01,004	2,33,658	11,775	56,038	6,77,708	1,03,75,024
Assam .. .. .	37,545	35,818	14,163	2,66,965	66,068	28,214	7,132	9,285	3,406	4,68,596
Coorg .. .. .	1,526	..	249	85,945	2,284	2,121	2,737	2,160	1,208	98,230
Ajmer .. .. .	5,73,391	2,09,002	2,58,649	5,18,433	4,92,453	65,047	5,914	8,588	2,208	21,33,685
Mysore .. .. .	7,60,194	74,212	48,363	29,88,846	1,75,626	34,328	35,856	34,103	1,85,663	43,37,191
Baroda .. .. .	27,295	29,587	27,107	4,02,281	1,10,928	9,290	75	6,842	56,887	6,70,292
Total .. .. .	1,11,00,405	1,46,09,880	1,11,05,776	3,48,30,175	1,92,64,790	33,55,644	2,97,608	6,84,700	50,14,331	10,02,63,309

## GENERAL STATEMENTS.

## STATEMENT I-A.

NUMBER AND CONSTITUTION OF SOCIETIES.—*Central Societies.*

Province.	CLASS OF SOCIETIES.			TYPE OF SOCIETIES.			No. of Societies.	NO. OF MEMBERS.		NO. OF AFFILIATED SOCIETIES.				Working Capital.*	Most usual dividend paid on shares.	MOST USUAL RATE OF INTEREST.		REMARKS.	
	I.—Credit.	III.—Production.	VI.—Other forms of co-operation.	Central Banks.	Central Banking Unions.	Unions.		Individuals.	Societies.	Central Credit.	Agricultural Credit.	Non-Agricultural Credit.	Others.			On loans issued by Societies.	On deposits.		
1	2			3			4	5	6	7	8	9	10	11	12	13	14	15	
														Rs.	Per cent.	Per cent.	Per cent.		
Madras .. ..	16	..	..	8	..	8	16	941	232	..	129	..	..	52,19,369	9	7½	6		
Bombay .. ..	6	..	..	1	3	2	6	1,611	71	..	65	3	2	18,13,516	6½ to 7½	7 to 9½	5		
Bengal .. ..	40	..	..	3	30	7	40	3,450	1,279	2	1,273	4	..	32,63,582	12½	9½	7		
Bihar and Orissa ..	12	..	..	..	12	..	12	564	578	..	564	14	..	8,05,221	9½	12½	7½		
United Provinces..	55	..	..	41	14	..	55	10,423	2,536	25	2,328	169	14	59,00,745	8	12	6		
Punjab .. ..	38	..	..	18	20	..	38	1,492	887	11	1,886	6	..	41,55,052	8 and 10	8	6		
Burma .. ..	96	..	..	6	..	90	96	799	1,949	1	1,918	30	..	26,57,114	9	9	6½		
Central Provinces	29	8	1	29	..	9	38	4,324	1,807	28	2,086	84	..	38,17,007	4 and 6	7 and 9	5 and 6		
Assam .. ..	9	..	..	2	4	3	9	323	93	..	90	3	..	1,69,929	15 to 17½	9	4½ to 6½		
Coorg .. ..	..	..	..	..	..	..	..	..	..	..	..	..	..	..	..	..	..	..	
Ajmer .. ..	5	..	..	..	5	..	5	495	280	..	342	..	..	7,50,324	10	10	6		
Mysore .. ..	11	..	..	2	..	9	11	284	111	..	101	9	1	3,49,515	7	7½	6 to 6½		
Baroda .. ..	3	..	..	1	1	1	3	75	101	..	61	..	..	1,26,806	6	6½, 7, & 9	4½, 5, & 6		
Total .. ..	320	8	1	111	89	129	329	24,786	9,924	67	10,843	322	17	2,00,37,180	Between 6 & 9 per cent.	Between 7 & 9 per cent.	6		

\*By "working capital" in this column is meant the total of columns 14 to 18, 21 and 22 of Statement III-A.

## STATEMENT I.-B.

NUMBER AND CONSTITUTION OF SOCIETIES—*Agricultural Societies.*

Province.	CLASS OF SOCIETIES.						TYPE OF SOCIETIES.		No. of Societies.	No. of Members.	Working capital.	Most usual dividend paid on shares.	MOST USUAL RATE OF INTEREST.		REMARKS.
	I.—Credit.	II.—Purchase and purchase and sale.	III.—Production.	IV.—Production and sale.	V.—Insurance.	VI.—Other forms of co-operation.	Limited.	Un-Limited.					On loans issued by Societies.	On deposits.	
1	2						3		4	5	6	7	8	9	10
										Rs.	Per cent.	Per cent.	Per cent.		
Madras .. ..	1,250	..	..	..	..	6	18	1,238	1,256	77,902	55,79,926	..	9½	6½	
Bombay .. ..	569	11	..	4	..	..	16	568	584	40,470	23,52,119	..	9½	6½	
Bengal .. ..	1,547	..	..	..	..	..	..	1,547	1,547	71,282	44,11,613	..	15	12½	
Bihar and Orissa ..	766	..	..	..	..	..	..	766	766	37,270	13,45,297	..	15½	9½	
United Provinces ..	2,549	..	..	10	1	..	2	2,558	2,560	99,891	50,71,014	..	15	9	
Punjab .. ..	3,261	..	..	..	..	..	..	3,261	3,261	155,250	1,30,46,919	..	12½	6	
Burma .. ..	1,092	..	..	63	59	..	70	1,144	1,214	29,869	32,65,894	..	15	9	
Central Provinces ..	2,083	..	3	1	..	..	4	2,083	2,087	34,813	25,76,239	..	12	6	
Assam .. ..	224	..	..	..	..	..	..	224	224	11,536	2,90,837	..	12½ to 18½	6½	
Coorg .. ..	22	..	..	..	9	..	22	9	31	2,839	1,02,393	14	12½	5 & 6½	
Ajmer .. ..	352	..	..	..	..	..	..	352	352	10,387	7,35,511	..	12	10	
Mysore .. ..	403	1	1	..	..	5	37	373	410	21,875	7,00,120	7	9 to 12	4 to 6	
Baroda .. ..	246	..	..	..	..	..	..	246	246	6,918	4,23,807	..	9½	4½	
<b>Total .. ..</b>	<b>14,364</b>	<b>12</b>	<b>4</b>	<b>78</b>	<b>69</b>	<b>11</b>	<b>169</b>	<b>14,369</b>	<b>14,538</b>	<b>599,822</b>	<b>4,04,01,639</b>	<b>7 &amp; 14 per cent.</b>	<b>9½ &amp; 12½ per cent.</b>	<b>6½ &amp; 9 per cent.</b>	

\*By working capital in this statement is meant the total of columns 14 to 18, 21 and 22 of Statement III-B.

## STATEMENT I-C.

NUMBER AND CONSTITUTION OF SOCIETIES.—*Non-agricultural Societies.*

Province.	CLASS OF SOCIETIES.						TYPE OF SOCIETIES.		No. of Societies.	No. of Members.	Working capital.*	Most usual dividend paid on shares.	MOST USUAL RATE OF INTEREST.		REMARKS.
	I.—Credit.	II.—Purchase and purchase and sale.	III.—Product on.	IV.—Production and sale.	V.—Insurance.	VI.—Other forms of co-operation.	Limited.	Un-limited.					On loans issued by Societies.	On deposits.	
1	2						3		4	5	6	7	8	9	10
										Rs.	Per cent.	Per cent.	Per cent.		
Madras .. ..	50	10	1	..	..	5	49	17	66	21,694	15,21,889	6	9½	6	
Bombay .. ..	95	27	..	1	..	2	61	64	125	26,525	19,65,168	6½	9½	6½	
Bengal .. ..	76	..	..	1	..	3	75	5	80	14,352	12,90,089	12½	12½	6½	
Bihar and Orissa *..	39	2	..	..	..	..	28	13	41	12,377	1,49,019	12½	9½	6½	
United Provinces ..	124	60	..	1	..	..	17	168	185	5,755	4,37,428	10	15	9	
Punjab .. ..	11	19	..	4	..	..	16	18	34	3,263	8,53,653	..	12½	6	
Burma .. ..	49	..	..	..	..	..	49†	..	49	3,414	6,14,193	6	15	9	†Includes un-limited liability societies.
Central Provinces ..	87	..	..	1	..	..	6	82	88	1,778	96,286	3½ & 5	12	6	
Assam .. ..	16	..	..	..	..	..	14	2	16	1,672	2,22,355	6½ to 14½	9 to 18	4½ to 12½	
Coorg .. ..	..	..	..	..	..	..	..	..	..	..	..	..	..	..	
Ajmer .. ..	..	..	..	..	..	..	..	..	..	..	..	..	..	..	
Mysore .. ..	84	21	..	3	..	1	87	22	109	18,209	11,16,207	6½	9 to 12	4 to 6	
Baroda .. ..	13	..	..	..	..	..	13†	..	13	655	58,389	..	9½	8½	
Total .. ..	644	139	1	11	..	11	415	391	806	1,09,694	83,24,676	Between 6 & 12½ per cent.	Between 9½ and 12½ per cent.	6½	

\*By 'working capital' in this statement is meant the total of columns 14 to 18, 21 and 22 of Statement III-C..



SI  
RECEIPTS AND DISBUR

Province.	Class of Societies i.e. I, II, III, IV, V or VI.	Type of Societies.	Share pay-ments.	RECEIPTS.						
				LOANS AND DEPOSITS.					Loans repaid by members.	Loans by Cr. Societies.
				By members.	By non-member.	By other Societies.	By Government.	By Central Societies.		
1	2	3	4	5	6	7	8	9	10	11
			Rs.	Rs.	Rs.	Rs.	Rs.	Rs.	Rs.	
Madras .. .. .	..	..	68,628	28,95,338	34,66,158	94,961	..	4,59,385	1,52,212	93
Bombay .. .. .	..	..	1,57,509	8,31,361	25,95,659	6,86,499	..	..	69,866	..
Bengal .. .. .	..	..	1,85,077	3,43,248	18,28,688	28,848	..	52,000	25,025	26
Bihar and Orissa .. .. .	..	..	51,244	2,89,484	2,57,379	..	..	45,510	..	..
United Provinces .. .. .	..	..	98,221	4,81,059	27,66,658	23,061	13,000	4,95,517	3,78,972	2,71
Punjab .. .. .	..	..	1,82,429	7,43,756	14,94,859	3,08,253	..	2,67,683	95,335	1,20
Burma .. .. .	..	..	40,520	12,31,491	21,06,466	5,343	..	4,32,394	..	4
Central Provinces .. .. .	..	..	1,97,047	15,80,473	10,92,375	59,417	..	11,78,542	2,975	5,78
Assam .. .. .	..	..	6,523	13,797	43,717	280	..	..	6,185	..
Coorg .. .. .	..	..	..	..	..	..	..	..	..	..
Ajmer .. .. .	..	..	40,125	6,86,591	2,63,048	10,182	31,667	25,000	38,423	..
Mysore .. .. .	..	..	18,783	66,129	1,20,034	43,060	..	..	14,429	..
Baroda .. .. .	..	..	26,600	15,905	57,089	..	7,200	10,459*	..	12,11
Total .. .. .	..	..	10,72,686	91,78,632	1,00,92,130	12,59,904	51,867	29,66,490	7,83,422	11,07,32

STAT  
RECEIPTS AND DISBUR

Province.	Class of Societies i.e. I, II, III, IV, V or VI.	Type of Societies.	Share pay-ments.	RECEIPTS.						
				LOANS AND DEPOSITS.					Loans repaid by members.	Loans repaid by Central Societies.
				By members.	By non-members.	By other Societies.	By Government.	By Central Societies.		
1	2	3	4	5	6	7	8	9	10	11
			Rs.	Rs.	Rs.	Rs.	Rs.	Rs.	Rs.	Rs.
Madras .. .. .	..	..	77,610	1,69,660	2,19,623	16,368	..	13,03,517	18,48,303	90
Bombay .. .. .	..	..	12,900	2,97,436	1,80,245	68,640	10,810	11,52,200	17,64,233	..
Bengal .. .. .	..	..	18,497	2,76,675	1,57,428	11,104	790	22,13,843	11,48,518	19,532
Bihar and Orissa .. .. .	..	..	4,454	80,516	1,97,676	2,400	3,490	6,36,243	7,08,359	..
United Provinces .. .. .	..	..	1,96,280	45,817	2,90,212	28,561	..	34,15,997	28,99,184	34,786
Punjab .. .. .	..	..	9,61,138	9,89,272	11,32,345	7,67,352	..	17,69,304	39,82,694	1,67,339
Burma .. .. .	..	..	1,57,826	28,421	42,393	17,871	88,594	10,65,960	13,03,851	6,866
Central Provinces .. .. .	..	..	5,720	37,011	9,027	..	..	22,73,502	8,87,936	9,833
Assam .. .. .	..	..	..	23,837	7,762	22,236	..	40,386	96,013	230
Coorg .. .. .	..	..	6,700	5,051	1,900	9,924	1,000	..	73,224	..
Ajmer .. .. .	..	..	36,307	49	1,273	..	31,667	4,16,179	2,38,751	9,634
Mysore .. .. .	..	..	2,31,476	46,065	15,884	425	1,000	1,61,402	4,52,791	..
Baroda .. .. .	..	..	11,278	32,568	17,540	..	21,800	1,12,737*	2,28,856	2,195*
Total .. .. .	..	..	17,20,276	20,22,378	22,72,708	10,37,331	1,59,151	1,45,61,270	1,56,32,713	2,50,505

MENT II--A  
MENTS--Central Societies.

4

Loans repaid by other Societies.	Interest received.	Sale of goods to members.	Other income.	Total income of year.	Opening balance	Grand total including the opening balance.	DISBURSEMENTS.	REMARKS.
							Share capital withdrawn.	
12	13	14	15	16	17	18	19	38
Rs.	Rs.	Rs.	Rs.	Rs.	Rs.	Rs.	Rs.	
6,87,799	3,11,444	..	7,54,325	89,83,394	43,963	90,27,357	8,150	
6,35,956	1,00,518	..	27,667	54,05,035	31,067	54,36,102	1,600	
4,84,262	1,83,857	172	2,63,994	34,21,561	67,247	34,88,808	6,383	
2,87,787	86,379	12,328	4,296	10,35,590	98,754	11,34,344	..	* Includes figures for Societies.
28,13,329	4,69,660	6,407	1,98,006	80,15,726	4,02,281	84,18,007	13,482	† Total is in excess by apparently owing to of this figure from any columns.
6,20,640	2,46,947	17	6,335	40,86,641	1,18,804	42,05,445	3,024	
8,62,203	1,98,803	..	5,85,510	54,67,230	10,928	54,78,158	440	‡ Includes figures for Societies.
12,04,229	2,14,682	7,986	6,27,094	67,43,697	1,32,302	68,75,999	607	
28,053	13,174	..	899	1,12,628	14,200	1,26,828	2,388	
..	..	..	..	..	..	..	..	
2,49,015	40,910	..	418	13,85,379	36,126	14,21,505	..	
47,778	23,489	..	4,933	3,38,615	18,856	3,57,471	740	
..	1,019	50	26,506	1,57,020	466	1,57,486	..	
82,21,051	18,90,882	26,960	24,99,983	4,51,52,516†	9,74,994	4,61,27,510†	36,814	† See remarks against and Orissa.

MENT II--B.

MENTS--Agricultural Societies.

Loans repaid by other Societies.	Interest received.	Sale of goods to members.	Other income.	Total income of year.	Opening balance.	Grand total including the opening balance.	DISBURSEMENTS.	REMARKS.
							Share capital withdrawn.	
12	13	14	15	16	17	18	19	38
Rs.	Rs.	Rs.	Rs.	Rs.	Rs.	Rs.	Rs.	
32,410	3,88,770	2,258	46,632	40,95,241	1,05,951	42,01,192	21,913	
8,093	1,99,009	20,178	26,868	37,40,612	1,34,618	38,75,230	53	
11,187	3,64,473	580	33,933	43,56,650	98,962	44,55,612	6,205	
..	2,03,334	460	18,579	18,55,511	80,502	19,36,013	245	
25,819	4,82,212	85	87,563	75,06,516	1,26,432	76,32,948	16,911	
3,26,613	9,14,451	54,420	29,880	1,10,94,808	5,84,487	1,16,79,295	52,249	
2,452	4,27,874	8,077	1,46,157	32,96,342	47,250	33,43,592	28,340	
..	1,84,772	1,046	60,732	34,69,579	30,355	34,99,934	3,905	
63	28,459	..	3,947	2,22,933	25,985	2,48,918	..	
..	..	..	1,772	1,01,498	6,642	1,07,140	981	
..	49,435	..	92	7,83,387	2,253	7,85,640	1,087	
..	57,660	758	23,417	9,90,878	35,748	10,26,626	9,949	
..	19,324	11,286	24,323	4,81,906	23,698	5,05,604	463	* Includes figures for societies.
4,06,886	33,29,601	99,148	5,03,894	4,19,95,861	13,01,883	4,32,97,744	1,42,301	† Includes figures for on mortgage security. ‡ Includes figures for Central Societies.

STATE  
RECEIPTS AND DISBURSE

Province.	Class of Societies i.e. I, II, III, IV, V or VI.	Type of Societies.	Share payments.	RECEIPTS.							
				LOANS AND DEPOSITS.					Loans repaid by members.	Loans repaid by Central Societies.	
				By members.	By non-member.	By other Societies.	By Government.	By Central Societies.			
1	2	3	4	5	6	7	8	9	10	11	
			Rs.	Rs.	Rs.	Rs.	Rs.	Rs.	Rs.	Rs.	Rs.
Madras .. .. .	..	..	68,628	28,95,338	34,66,158	94,961	..	4,59,385	1,52,212	93,144	
Bombay .. .. .	..	..	1,57,509	8,31,361	25,95,659	6,86,499	..	..	69,866	..	
Bengal .. .. .	..	..	1,85,077	3,43,248	18,28,688	28,848	..	52,000	25,025	26,390	
Bihar and Orissa .. .. .	..	..	51,244	2,89,484	2,57,379	..	..	45,510	..	..	
United Provinces .. .. .	..	..	98,221	4,81,059	27,66,658	23,061	13,000	4,95,517	3,78,972	2,71,836	
Punjab .. .. .	..	..	1,82,429	7,43,756	14,94,859	3,08,253	..	2,67,683	95,335	1,20,387	
Burma .. .. .	..	..	40,520	12,31,491	21,06,466	5,343	..	4,32,394	..	4,500	
Central Provinces .. .. .	..	..	1,97,047	15,80,473	10,92,375	59,417	..	11,78,542	2,975	5,78,877	
Assam .. .. .	..	..	6,523	13,797	43,717	280	..	..	6,185	..	
Coorg .. .. .	..	..	..	..	..	..	..	..	..	..	
Ajmer .. .. .	..	..	40,125	6,86,591	2,63,048	10,182	31,667	25,000	38,423	..	
Mysore .. .. .	..	..	18,763	66,129	1,20,034	43,060	..	..	14,429	..	
Baroda .. .. .	..	..	26,600	15,905	57,089	..	7,200	10,459*	..	12,192*	
<b>Total</b> .. .. .	..	..	10,72,686	91,78,632	1,60,92,130	12,59,904	51,867	29,66,490	7,83,422	11,07,326	

STATE  
RECEIPTS AND DISBURSE

Province.	Class of Societies i.e. I, II, III, IV, V or VI.	Type of Societies.	Share payments.	RECEIPTS.							
				LOANS AND DEPOSITS.					Loans repaid by members.	Loans repaid by Central Societies.	
				By members.	By non-members.	By other Societies.	By Government.	By Central Societies.			
1	2	3	4	5	6	7	8	9	10	11	
			Rs.	Rs.	Rs.	Rs.	Rs.	Rs.	Rs.	Rs.	Rs.
Madras .. .. .	..	..	77,610	1,59,660	2,19,623	16,368	..	13,03,517	18,48,303	90	
Bombay .. .. .	..	..	12,900	2,97,436	1,80,245	68,640	10,810	11,52,200	17,64,233	..	
Bengal .. .. .	..	..	18,497	2,76,875	1,57,428	11,104	790	22,13,843	11,48,518	19,592	
Bihar and Orissa .. .. .	..	..	4,454	80,516	1,97,676	2,400	3,490	6,36,243	7,08,359	..	
United Provinces .. .. .	..	..	1,96,280	45,817	2,90,212	28,561	..	34,15,097	28,99,184	34,786	
Punjab .. .. .	..	..	9,61,138	9,89,272	11,32,345	7,67,352	..	17,69,304	39,82,694	1,67,339	
Burma .. .. .	..	..	1,57,826	28,421	42,393	17,871	88,594	10,65,960	13,03,851	6,866	
Central Provinces .. .. .	..	..	5,720	37,011	9,027	..	..	22,73,502	8,87,936	9,633	
Assam .. .. .	..	..	..	23,837	7,762	22,236	..	40,386	96,013	230	
Coorg .. .. .	..	..	6,790	5,051	1,300	2,984	1,000	..	73,224	..	
Ajmer .. .. .	..	..	36,307	49	1,273	..	31,667	4,16,179	2,38,751	9,634	
Mysore .. .. .	..	..	2,31,476	46,065	15,884	425	1,000	1,61,402	4,52,791	..	
Baroda .. .. .	..	..	11,278	32,568	17,540	..	21,800	1,12,737*	2,28,856	2,195*	
<b>Total</b> .. .. .	..	..	17,20,376	20,22,378	22,72,703	10,37,331	1,59,151	1,45,61,270	1,56,32,713	2,50,505	

MENT II—A.  
MENTS—Central Societies.

47

							DISBURSEMENTS.		REMARKS.
Loans repaid by other Societies.	Interest received.	Sale of goods to members.	Other income.	Total income of year.	Opening balance	Grand total including the opening balance.	Share capital withdrawn.		
12	13	14	15	16	17	18	19	38	
Rs.	Rs.	Rs.	Rs.	Rs.	Rs.	Rs.	Rs.		
6,87,799	3,11,444	..	7,54,325	89,83,394	43,963	90,27,357	8,150		
9,35,956	1,00,518	..	27,667	54,05,035	31,067	54,36,102	1,600		
4,84,262	1,83,857	172	2,63,994	34,21,561	67,247	34,88,808	6,383		
2,87,787	86,379	12,328	4,296	10,35,590§	98,754	11,34,344§	..	* Includes figures for o Societies.	
28,13,329	4,69,660	6,407	1,98,006	80,15,726	4,02,281	84,18,007	13,482	§ Total is in excess by 1 apparently owing to omis of this figure from any of columns.	
6,20,640	2,46,947	17	6,335	40,86,641	1,18,804	42,05,445	3,024		
8,62,203	1,98,803	..	5,85,510	54,67,230	10,928	54,78,158	440	† Includes figures for Cer Societies.	
12,04,229	2,14,682	7,986	6,27,094	67,43,697	1,32,302	68,75,999	607		
28,053	13,174	..	899	1,12,628	14,200	1,26,828	2,388		
..	..	..	..	..	..	..	..		
2,49,015	40,910	..	418	13,85,379	36,126	14,21,505	..		
47,778	23,489	..	4,933	3,38,615	18,856	3,57,471	740		
..	1,019	50	26,506	1,57,020	466	1,57,486	..		
82,21,051	18,90,882	26,960	24,99,983	4,51,52,516†	9,74,994	4,61,27,510†	36,814	† See remarks against B and Orissa.	

MENT II—B.

MENTS—Agricultural Societies.

							DISBURSEMENTS.		REMARKS.
Loans repaid by other Societies.	Interest received.	Sale of goods to members.	Other income.	Total income of year.	Opening balance.	Grand total including the opening balance.	Share capital withdrawn.		
12	13	14	15	16	17	18	19	38	
Rs.	Rs.	Rs.	Rs.	Rs.	Rs.	Rs.	Rs.		
32,410	3,88,770	2,258	46,632	40,95,241	1,05,951	42,01,192	21,913		
8,093	1,99,009	20,178	26,868	37,40,612	1,34,618	38,75,230	53		
11,187	3,64,473	580	33,933	43,56,650	98,962	44,55,612	6,295		
..	2,03,334	460	18,579	18,55,511	80,502	19,36,013	245		
25,819	4,82,212	85	87,563	75,06,516	1,26,432	76,32,948	16,911		
3,26,613	9,14,451	54,420	29,880	1,10,94,808	5,84,487	1,16,79,295	52,249		
2,452	4,27,874	8,077	1,46,157	32,96,342	47,250	33,43,592	28,340		
..	1,84,772	1,046	60,732	34,69,579	30,355	34,99,934	3,905		
63	28,459	..	3,947	2,22,933	25,985	2,48,918	..		
249	9,828	..	1,772	1,01,498	5,642	1,07,140	981		
..	49,435	..	92	7,83,387	2,253	7,85,640	1,087		
..	57,660	758	23,417	9,90,878	35,748	10,26,626	9,949		
..	19,324	11,286	24,323	4,81,906	23,698	5,05,604	463	* Includes figures for societies.	
4,06,886	33,29,601	99,148	5,03,894	4,19,95,861	13,01,883	4,32,97,744	1,42,301	† Includes figures for on mortgage security.	
								‡ Includes figures for l. Central Societies.	

DISBURSEMENTS.

Province.	Members' deposits withdrawn.	LOANS REPAYED TO				LOANS TO			
		Government.	Central Societies.	Other Societies.	Non-members.	Members.		Central Societies.	Other Societies.
						On personal security.	On mortgage security.		
1	20	21	22	23	24	25	26	27	28
	Rs.	Rs.	Rs.	Rs.	Rs.	Rs.	Rs.	Rs.	Rs.
Madras .. .. .	27,13,685	..	3,09,965	10,555	28,83,726	1,34,030	..	3,01,530	14,69,799
Bombay .. .. .	4,17,623	167	..	6,80,364	27,76,039	64,779	27,040	..	11,98,900
Bengal .. .. .	70,737	1,800	15,900	1,11,960	4,67,410	14,700	..	13,000	22,54,718
Bihar and Orissa .. .. .	1,17,022	..	..	124	1,67,909	..	..	..	6,63,597
United Provinces .. .. .	3,72,175	9,429	2,77,891	45,896	21,80,387	2,89,395	1,101	4,79,612	37,10,806
Punjab .. .. .	4,35,491	..	1,64,152	1,84,630	8,25,973	1,88,390	..	93,870	18,67,619
Burma .. .. .	9,20,607	..	1,34,652	1,843	22,27,403	..	..	3,30,310	10,37,386
Central Provinces .. .. .	14,65,199	..	6,34,045	19,769	2,75,709	11,775	..	12,46,146	23,41,196
Assam .. .. .	6,179	70	..	11	25,826	12,722	..	..	43,836
Coorg .. .. .	..	..	..	..	..	..	..	..	..
Ajmer .. .. .	5,73,391	..	..	9,634	2,08,594	..	50,490	25,000	4,47,846
Mysore .. .. .	95,836	..	..	..	6,401	554	42,022	..	1,71,724
Baroda .. .. .	3,900	..	6,503*	..	13,939	..	..	..	1,06,407
Total .. .. .	71,91,845	11,466	15,43,108	10,64,786	1,20,59,316	7,16,345	1,20,653	24,89,468	1,53,13,834

DISBURSEMENTS.

Province.	Members' deposits withdrawn.	LOANS REPAYED TO				LOANS TO			
		Government.	Central Societies.	Other Societies.	Non-members.	Members.		Central Societies.	Other Societies.
						On personal security.	On mortgage security.		
1	20	21	22	23	24	25	26	27	28
	Rs.	Rs.	Rs.	Rs.	Rs.	Rs.	Rs.	Rs.	Rs.
Madras .. .. .	1,15,729	5,075	5,58,789	14,800	2,05,688	13,89,644	12,44,650	210	23,213
Bombay .. .. .	1,20,271	12,204	9,35,463	15,802	75,165	13,00,711	10,06,141	..	11,737
Bengal .. .. .	1,34,769	45,127	4,68,705	42,359	1,02,872	28,89,440	2,10,306	29,691	9,017
Bihar and Orissa .. .. .	28,411	3,991	2,78,845	3,267	1,23,131	11,99,310	..	..	..
United Provinces .. .. .	58,286	4,075	25,12,849	26,134	2,07,134	40,75,199	9,903	11,637	28,874
Punjab .. .. .	7,14,008	3,965	5,44,739	2,93,404	8,79,143	70,52,611	1,06,252	2,75,450	3,36,749
Burma .. .. .	8,924	87,777	8,10,991	8,152	8,355	11,82,614	6,73,160	7,967	2,423
Central Provinces .. .. .	14,585	661	11,39,923	..	16,099	18,37,810	1,99,159	8,773	..
Assam .. .. .	24,051	4,055	5,968	5,924	2,451	1,39,458	4,965	264	2,968
Coorg .. .. .	1,526	755	..	249	..	..	85,945	..	2,284
Ajmer .. .. .	..	..	2,49,015	..	408	4,67,943	..	19,607	..
Mysore .. .. .	38,907	62	42,188	75	5,112	3,93,670	4,30,568	206	850
Baroda .. .. .	13,487	7,749	19,862*	..	7,522	3,68,555†	..	..	4,521‡
Total .. .. .	12,72,954	1,75,496	75,67,427	4,10,166	16,33,080	2,22,96,965	39,71,049	3,53,805	4,22,636

MENT II—A.  
MENTS—Central Societies.

47

Interest paid on loans and deposits.	Dividend and bonus paid.	Stock bought	Establishment and contingencies.	Other Items.	Carried to reserve.	Total expenditure.	Closing balance.	Grand total expenditure including closing balance.	REMARKS.
29	30	31	32	33	34	35	36	37	38
Rs.	Rs.	Rs.	Rs.	Rs.	Rs.	Rs.	Rs.	Rs.	
2,15,952	36,932	..	19,057	8,39,188	26,027	89,68,596	58,761	90,27,357	* Includes figures for otl Societies. § Total is in excess by 1,1 apparently owing to omis of this figure from any of columns. † Includes figures for Cent Societies. ‡ See remarks against Bil and Orissa.
36,984	14,625	398	15,999	23,360	..	52,57,878	1,78,224	54,36,102	
97,284	16,679	2,851	27,225	2,56,711	6,021	33,63,379	1,25,429	34,88,808	
46,410	5,695	30,331	10,429	3,631	2,820	10,47,968	86,376	11,34,344§	
2,75,609	37,037	10,022	1,06,271	1,66,024	79,028	80,54,165	3,63,842	84,18,007	
1,45,767	25,754	783	11,944	2,792	25,305	39,75,494	2,29,951	42,05,445	
1,04,463	12,110	13,047	30,132	5,55,444	378	53,68,215	1,09,943	54,78,158	
90,220	10,506	12,120	52,217	6,05,242	32,222	67,96,973	79,026	68,75,999	
7,643	2,758	..	1,675	40	450	1,03,598	23,230	1,26,828	
..	..	..	..	..	..	..	..	..	
26,517	5,914	145	2,940	2,200	5,141	13,57,812	63,693	14,21,505	
8,251	2,801	..	900	17,816	1,080	3,48,125	9,346	3,57,471	
243	..	131	2,023	8,593	..	1,41,739	15,747	1,57,486	
10,55,343	1,70,811	69,828	2,80,812	24,81,041	1,78,472	4,47,83,942	13,43,568	4,61,27,510	

MENT II—B.  
MENTS—Agricultural Societies.

Interest paid on loans and deposits.	Dividend and bonus paid.	Stock bought.	Establishment and contingencies.	Other Items.	Carried to reserve.	Total expenditure.	Closing balance.	Grand total expenditure including closing balance.	REMARKS.
29	30	31	32	33	34	35	36	37	38
Rs.	Rs.	Rs.	Rs.	Rs.	Rs.	Rs.	Rs.	Rs.	
3,11,995	459	3,681	31,921	39,948	93,130	40,60,845	1,40,347	42,01,192	* Includes figures for ot societies. † Includes figures for lo on mortgage security. ‡ Includes figures for loans Central Societies.
1,36,154	..	30,947	19,438	25,150	9,064	36,98,300	1,76,930	38,75,230	
2,30,456	683	16,000	31,155	06,243	12,273	43,25,391	1,30,221	44,55,612	
1,58,873	..	23,251	6,084	5,964	..	18,31,372	1,04,641	19,36,013	
3,68,497	22	1,807	63,226	1,45,880	2,078	175,32,512	1,00,436	76,32,948	
4,77,216	1,978	85,003	19,903	13,460	55,616	1,09,11,746	7,67,549	1,16,79,295	
1,91,796	3,261	13,268	65,573	1,79,740	..	32,72,341	71,251	33,43,592	
1,38,417	16	10,393	3,187	67,444	41,104	34,81,476	18,458	34,99,934	
14,622	..	..	3,622	2,464	3,900	2,14,712	34,206	2,48,918	
2,121	2,797	..	2,100	1,208	2,731	1,02,697	4,443	1,07,140	
38,530	..	..	5,648	8	..	7,82,246	3,394	7,85,640	
17,578	5,938	602	8,956	17,276	2,539	9,74,476	52,150	10,26,626	
7,399	..	13,612	4,486	22,485	..	4,70,141	35,463	5,05,604	
20,93,654	15,094	1,98,564	2,65,359	6,17,270	2,22,435	4,16,58,255	16,39,469	4,32,97,744	

CENTRAL STATE  
RECEIPTS AND DISBURSEMENTS --

Province.	Class of Societies, i.e., I, II, III, IV, V, or VI.	Type of Societies.	Share payments.	LOANS AND DEPOSITS.					Loans repaid by members.	Loans repaid by Central Societies.
				By members.	By non-members.	By other Societies.	By Government.	By Central Societies.		
1	2	3	4	5	6	7	8	9	10	11
			Rs.	Rs.	Rs.	Rs.	Rs.	Rs.	Rs.	Rs.
Madras .. .. .	.. .. .	.. .. .	1,49,507	9,53,511	4,85,434	8,165	..	99,090	7,71,374	24,981
Bombay .. .. .	.. .. .	.. .. .	4,92,457	7,15,305	3,72,963	16,005	10,800	21,987	10,49,354	..
Bengal .. .. .	.. .. .	.. .. .	1,45,917	2,10,362	2,06,415	9,984	..	24,285	7,22,607	1,400
Bihar and Orissa .. .. .	.. .. .	.. .. .	26,911	39,261	11,209	8,830	..	9,470	88,173	..
United Provinces .. .. .	.. .. .	.. .. .	22,851	2,98,437	32,724	20	..	2,99,994	3,89,883	871
Punjab .. .. .	.. .. .	.. .. .	85,818	3,58,519	2,79,489	29,449	11,100	12,810	1,66,130	..
Burma .. .. .	.. .. .	.. .. .	1,12,100	34,380	37,714	4,197	..	25,100	4,52,398	10,030
Central Provinces .. .. .	.. .. .	.. .. .	1,469	6,512	2	..	..	67,959	1,08,565	3,292
Assam .. .. .	.. .. .	.. .. .	9,016	26,423	25,308	2,535	..	..	93,040	..
Coorg .. .. .	.. .. .	.. .. .	..	..	..	..	..	..	..	..
Ajmer .. .. .	.. .. .	.. .. .	..	..	..	..	..	..	..	..
Mysore .. .. .	.. .. .	.. .. .	3,47,746	4,46,473	1,19,499	21,939	2,750	1,73,390	17,75,943	..
Baroda .. .. .	.. .. .	.. .. .	1,420	13,491	12,482	..	1,600	1,993*	27,802	..
Total .. .. .	.. .. .	.. .. .	13,95,212	31,02,674	15,83,239	1,01,124	26,250	7,36,078	56,45,269	40,574

MENT II--C.

*Non-agricultural Societies.*

RECEIPTS.							DISBURSEMENTS.	REMARKS.
Loans repaid by other Societies.	Interest received.	Sale of goods to members.	Other income.	Total income of year.	Opening balance.	Grand total including the opening balance.	Share capital withdrawn.	
12	13	14	15	16	17	18	19	
Rs.	Rs.	Rs.	Rs.	Rs.	Rs.	Rs.	Rs.	33
6,779	93,972	7,99,543	10,84,246	44,76,602	58,546	45,35,148	61,414	includes figures for ot leties.
65,433	1,14,567	82,361	4,59,451	34,00,683	1,05,362	35,06,045	30,845	includes figures for lo mortgage security.
19,169	84,091	17,583	30,540	14,72,353	1,09,058	15,81,411	27,202	
..	9,870	1,42,682	15,226	3,51,632	6,316	3,57,948	1,530	
335	41,916	62,476	1,10,543	12,60,050	14,490	12,74,540	2,465	
28,414	37,938	3,24,291	5,297	13,39,255	42,348	13,81,603	2,199	
4,400	73,126	1,582	3,474	7,58,501	39,813	7,98,314	28,593	
..	10,621	12	6,639	2,05,071	7,849	2,12,920	4,814	
6,217	19,432	2,853	1,321	1,86,145	12,615	1,98,760	4,003	
..	..	..	..	..	..	..	..	
..	..	..	..	..	..	..	..	
..	92,440	2,86,313	1,61,167	34,27,660	80,872	35,08,532	82,955	
..	2,977	2,259	22,610	86,634	5,554	92,183	126	
1,30,747	5,30,950	17,21,955	19,00,514	1,69,64,586	4,82,823	1,74,47,409	2,46,146	



STATEMENT II—D.

*Operations of Insurance Societies.*

Province.	Class of risk insured.	Amount of risk insured.	Premia collected.	Supplementary contributions collected.	Losses declared (animals).	Losses estimated.	Claims paid.	Cost of management.	Amount of risk reinsured.	Amount of premia paid for reinsurance.	REMARKS.
1	2	3	4	5	6	7	8	9	10	11	12
Burma .. ..	Plough cattle i.e., oxen between age 4 and 12 years.	Rs. 74,977	Rs. 2,083	Rs. ..	18	600	401	Rs. 12	..	..	
Coorg .. ..	Plough cattle i.e., oxen and buffaloes.	6,212	2,479	468	29	..	280	..	..	..	
Total .. ..	..	81,189	4,562	468	47	600	681	12	..	..	

17

STATE  
BALANCE SHEET—

Province.	Class of Societies <i>i.e.</i> , I, II, III, IV, V, or VI.	Type of Societies.	ASSETS.				
			Cash in hand and bank.	Value of investments.	Loans due by members.	Of which overdue.	Loans due by Societies.
1	2	3	4	5	6	7	8
			Rs.	Rs.	Rs.	Rs.	Rs.
Madras .. .. .	..	..	73,386	2,34,200	99,985	400	48,84,043
Bombay .. .. .	..	..	1,78,226	823	94,819	3,540	15,15,596
Bengal .. .. .	..	..	1,25,430	20,923	62,196	29,671	31,01,490
Bihar and Orissa .. .. .	..	..	86,337	17,500	....	....	7,31,523
United Provinces .. .. .	..	..	3,63,842	3,84,553	3,36,778	99,195	47,96,808
Punjab .. .. .	..	..	2,29,951	13,964	9,17,932	4,000	31,02,790
Burma .. .. .	..	..	1,09,943	3,77,966	....	....	22,45,678
Central Provinces .. .. .	..	..	79,025	71,824	8,799	....	37,04,662
Assam .. .. .	..	..	23,231	1,450	24,886	13,735	1,23,328
Coorg .. .. .	..	..	....	....	....	....	....
Ajmer .. .. .	..	..	63,691	6,927	56,057	20,000	6,35,927
Mysore .. .. .	..	..	25,294	2,500	61,417	....	2,77,930
Baroda .. .. .	..	..	15,749	....	....	....	1,01,564
<b>Total</b> .. .. .	..	..	<b>13,74,105</b>	<b>11,32,630</b>	<b>16,62,869</b>	<b>1,70,541</b>	<b>2,52,21,339</b>

STATE  
BALANCE SHEET—

			Rs.	Rs.	Rs.	Rs.	Rs.
Madras .. .. .	..	..	1,39,837	2,84,165	50,85,357	11,17,755	17,320
Bombay .. .. .	..	..	1,76,930	13,701	26,44,236	1,96,571	13,644
Bengal .. .. .	..	..	1,32,549	1,56,884	40,51,687	3,86,162	43,851
Bihar and Orissa .. .. .	..	..	1,04,641	47,114	12,27,790	1,75,083	600
United Provinces .. .. .	..	..	1,00,436	2,15,496	46,70,816	8,59,661	54,591
Punjab .. .. .	..	..	7,67,670	1,70,085	1,08,15,853	13,30,352	14,33,688
Burma .. .. .	..	..	71,250	1,31,414	32,24,682	....	10,841
Central Provinces .. .. .	..	..	18,217	1,12,530	24,64,165	32,706	2,626
Assam .. .. .	..	..	34,207	6,086	2,54,383	1,17,431	2,938
Coorg .. .. .	..	..	4,443	14,615	86,058	....	3,571
Ajmer .. .. .	..	..	3,395	28,075	7,07,383	3,24,972	4,659
Mysore .. .. .	..	..	51,063	8,119	6,72,388	54,498	1,082
Baroda .. .. .	..	..	35,463	5,752	3,79,620	....	2,774
<b>Total</b> .. .. .	..	..	<b>16,40,101</b>	<b>11,94,036</b>	<b>3,62,84,418</b>	<b>45,95,191</b>	<b>15,92,185</b>

Of which over due.	Interest due to societies.	Value of stock in hand.	Other items.	Total.	REMARKS
9	10	11	12	13	25
Rs.	Rs.	Rs.	Rs.	Rs.	
7,01,344	1,03,590	....	22,083	54,17,287	
1,603	70,594	9,744	6,819	18,76,621	
44,087	1,09,015	2,530	4,490	34,26,074	
33,702	9,880	3,875	4,311	8,53,426	
5,34,577	1,98,311	14,896	80,118	61,75,306	
71,107	65,824	1,456	268	43,32,185	
....	4,240	1,278	9,751	27,48,856	
24,697	50,050	13,386	32,362	39,60,108	
12,943	8,961	....	52	1,81,903	
....	....	....	....	....	
3,24,005	21,902	279	....	7,84,783	
3,809	1,919	....	212	3,69,272	
....	2,551	81	8,225	1,28,170	
17,51,874	6,46,837	47,525	1,68,691	3,02,53,996	

MENT III—B.

Agricultural Societies.

....	2,53,655	3,714	24,863	58,08,911	
....	1,83,799	18,529	2,763	30,53,602	
1,329	2,92,433	10,394	31,036	47,18,834	
....	45,359	9,914	5,216	14,40,634	
9,805	2,81,118	5,416	44,211	53,72,084	
4,500	6,05,687	78,177	609	1,38,71,769	
....	390	12,922	296	34,51,795	
....	57,367	12,091	2,026	26,69,022	
....	16,604	....	11	3,14,229	
....	....	....	....	1,03,687	
....	28,566	....	....	7,72,072	
....	2,073	1,142	3,453	7,39,320	
....	21,903	3,744	2,751	4,52,007	
15,034	17,58,954	1,56,043	1,17,235	4,27,72,972	

STATE  
BALANCE SHEET—

Province.	Class of Societies i.e., I, II, III.	LIABILITIES.				
		Loans and deposits from non-members.	Loans and deposits from other societies.	Loans from Government.	Deposits of members.	Share capital.
1		14	15	16	17	18
		Rs.	Rs.	Rs.	Rs.	Rs.
Madras .. .. .		24,28,761	6,22,591	....	16,49,354	3,96,865
Bombay .. .. .		5,71,664	20,379	942	7,87,041	4,08,221
Bengal .. .. .		22,41,244	1,33,877	9,800	4,44,450	3,86,816
Bihar and Orissa .. .. .		3,98,686	39,636	....	2,34,407	1,14,983
United Provinces .. .. .		33,71,065	7,72,837	52,487	6,63,431	6,30,631
Punjab .. .. .		18,24,672	5,06,959	....	11,69,369	6,19,476
Burma .. .. .		20,84,009	1,84,920	....	53,214	2,58,495
Central Provinces .. .. .		11,50,644	12,34,250	....	5,42,505	7,94,355
Assam .. .. .		1,18,699	484	280	19,939	25,078
Coorg .. .. .		....	....	....	....	....
Ajmer .. .. .		1,51,336	29,659	31,667	4,08,014	1,22,275
Mysore .. .. .		1,38,479	43,496	....	93,657	64,993
Baroda .. .. .		46,745	6,353	7,200	12,005	28,060
<b>Total</b> .. .. .		<b>1,45,26,004</b>	<b>35,95,441</b>	<b>1,02,376</b>	<b>60,77,386</b>	<b>38,50,248</b>

STAT  
BALANCE SHEET—

	Rs.	Rs.	Rs.	Rs.	Rs.
Madras .. .. .	3,10,571	43,69,930	25,385	2,10,914	3,71,781
Bombay .. .. .	2,47,053	15,96,667	2,04,156	6,41,869	16,376
Bengal .. .. .	3,60,029	30,55,399	1,14,274	4,91,352	57,564
Bihar and Orissa .. .. .	3,15,792	7,57,461	8,943	1,50,133	24,235
United Provinces .. .. .	4,11,450	37,94,032	9,920	98,261	5,15,893
Punjab .. .. .	19,37,127	52,35,847	59,575	17,45,115	31,64,333
Burma .. .. .	51,105	20,07,781	2,93,725	51,532	5,76,827
Central Provinces .. .. .	11,289	23,98,432	225	81,965	6,420
Assam .. .. .	10,774	1,24,804	35,225	79,689	210
Coorg .. .. .	18,320	3,571	4,013	17,536	43,557
Ajmer .. .. .	1,465	5,79,261	31,667	79	1,23,039
Mysore .. .. .	16,405	2,48,174	878	16,596	3,91,026
Baroda .. .. .	15,314	1,09,304	1,84,568	30,573	40,668
<b>Total</b> .. .. .	<b>37,06,694</b>	<b>2,42,80,663</b>	<b>9,72,554</b>	<b>36,15,614</b>	<b>53,31,929</b>

Central Societies.

Interest and dividend due by societies.	Cost of management due.	Other items.	Reserve fund, i.e., undistributed profits under Section 33 of Act II of 1912.	Total.	Profit and loss.	REMARKS
19	20	21	22	23	24	25
Rs.	Rs.	Rs.	Rs.	Rs.	Rs.	
1,10,016	174	47,770	74,028	53,29,559	+87,728	
32,930	351	19,030	6,239	18,46,797	+29,824	
73,392	4,595	11,737	35,658	33,41,569	+84,505	
19,092	690	2,646	14,863	8,25,003	+28,423	
1,21,596	3,789	1,07,817	3,11,477	60,35,130	+1,40,176	
84,672	2,007	1,218	33,358	42,41,731	+90,454	
29,330	....	46,948	29,528	26,86,444	+62,412	
62,994	4,531	54,990	40,263	38,84,532	+75,576	
5,768	115	....	5,449	1,75,812	+6,096	
....	....	....	....	....	....	
11,434	....	....	7,373	7,61,758	+23,025	
10,114	....	6,779	2,111	3,59,629	+9,643	
649	....	26,000	443	1,27,455	+715	
5,61,987	16,252	3,24,935	5,60,790	2,96,15,419	+6,38,577	

MENT III—B.

Agricultural Societies.

1,10,075	1,170	2,029	2,89,316	56,91,171	+1,17,740
1,14,836	4,395	1,031	1,44,967	29,71,350	+82,252
1,52,049	810	1,524	3,31,471	45,64,472	+1,54,362
22,193	240	542	88,191	13,68,730	+71,904
1,46,429	28,763	4,770	2,36,688	52,46,206	+1,25,878
1,91,711	2,451	9,651	8,95,271	1,32,41,081	+6,30,688
15	1	3,100	2,81,824	32,65,910	+1,85,885
39,165	136	763	77,145	26,15,540	+53,482
9,867	161	44	40,091	3,00,865	+13,364
181	....	....	15,396	1,02,574	+6,113
15,112	....	....	....	7,50,623	+21,435
5,191	189	15,463	11,638	7,05,500	+33,820
3,542	115	160	43,220	4,27,464	+24,543
8,11,366	38,431	39,017	24,55,218	4,12,51,486	+15,21,486

(11111) STATE  
BALANCE SHEET—Non-

Province.	Class of Societies, i.e., I, II, III, IV, V, or VI.	Type of Societies.	ASSETS.				
			Cash in hand and bank.	Value of investments.	Loans due by members.	Of which overdue.	Loans due by societies.
1	2	3	4	5	6	7	8
			Rs.	Rs.	Rs.	Rs.	Rs.
Madras .. .. .	.. .. .	.. .. .	76,777	1,27,907	12,09,550	1,11,774	36,546
Bombay .. .. .	.. .. .	.. .. .	1,34,741	97,069	16,02,783	96,150	1,38,443
Bengal .. .. .	.. .. .	.. .. .	1,2 86	23,118	10,84,391	1,19,025	92,498
Bihar and Orissa .. .. .	.. .. .	.. .. .	9,304	2,144	97,880	15,857	....
United Provinces .. .. .	.. .. .	.. .. .	16,612	22,946	3,53,634	33,713	421
Punjab .. .. .	.. .. .	.. .. .	23,450	2,487	2,73,699	11,083	5,28,769
Burma .. .. .	.. .. .	.. .. .	28,572	10,618	5,72,608	....	45,216
Central Provinces .. .. .	.. .. .	.. .. .	8,598	12,217	79,079	3,472	2,930
Assam .. .. .	.. .. .	.. .. .	28,215	9,111	1,41,020	60,170	47,237
Coorg .. .. .	.. .. .	.. .. .	....	....	....	....	....
Ajmer .. .. .	.. .. .	.. .. .	....	....	....	....	....
Mysore .. .. .	.. .. .	.. .. .	1,17,928	22,409	9,57,695	37,690	1,316
Baroda .. .. .	.. .. .	.. .. .	10,404	....	35,491	....	.. ..
<b>Total .. .. .</b>	.. .. .	.. .. .	<b>5,75,287</b>	<b>3,30,026</b>	<b>64,07,830</b>	<b>4,88,934*</b>	<b>8,93,376</b>

*agricultural Societies.*

Of which overdue.	Interest due to societies.	Value of stock in hand.	Other items.	Total.	REMARKS.
9	10	11	12	13	25
Rs.	Rs.	Rs.	Rs.	Rs.	
....	26,165	77,510	71,635	16,26,090	
2,570	82,015	22,648	12,463	20,90,162	
3,549	29,533	10,752	8,096	13,69,074	
....	3,968	35,598	22,225	1,71,119	
....	18,211	34,289	16,634	4,62,747	
....	13,538	48,607	5,728	8,96,278	
....	....	2,422	997	6,60,433	
....	2,308	9	318	1,05,459	
6,772	10,729	5,341	470	2,42,123	
....	....	....	....	....	
....	....	....	....	....	
....	210	72,359	33,396	12,05,313	
....	78	212	13,475	59,660	
12,891	1,86,755	3,09,747	1,85,437	88,88,458	

STATE

ABSTRACT FOR THE INFORMATION OF THE INTERNATIONAL

Province.	CLASS OF SOCIETIES.						TYPE OF SOCIETIES.			No. of Societies.	No. OF MEMBERS.	
	I Credit.	II Purchase and purchase and sale.	III Production.	IV Production and sale.	V Insurance.	VI Other forms of co-operation.	Central Banks.	Central Banking Unions.	Unions.		Individuals.	Societies.
1	2						3			4	5	6
Madras .. ..	16	..	..	..	..	..	8	..	8	16	941	232
Bombay .. ..	6	..	..	..	..	..	1	3	2	6	1,611	71
Bengal .. ..	40	..	..	..	..	..	3	30	7	40	3,450	1,279
Bihar and Orissa .. ..	12	..	..	..	..	..	..	12	..	12	564	578
United Provinces .. ..	55	..	..	..	..	..	41	14	..	55	10,423	2,536
Punjab .. ..	38	..	..	..	..	..	18	20	..	38	1,492	887
Burma .. ..	96	..	..	..	..	..	6	..	90	96	799	1,949
Central Provinces .. ..	29	..	8	..	..	1	29	..	9	38	4,324	1,807
Assam .. ..	9	..	..	..	..	..	2	4	3	9	328	93
Coorg .. ..	..	..	..	..	..	..	..	..	..	..	..	..
Ajmer .. ..	5	..	..	..	..	..	..	5	..	5	495	280
Mysore .. ..	11	..	..	..	..	..	2	..	9	11	284	111
Baroda .. ..	3	..	..	..	..	..	1	1	1	3	75	101
Total .. ..	320	..	8	..	..	1	111	89	129	329	24,786	9,924

STATE

ABSTRACT FOR THE INFORMATION OF THE INTERNATIONAL

Province.	CLASS OF SOCIETIES.						TYPE OF SOCIETIES.		Number of Societies.	No. OF MEMBERS.	
	I Credit.	II Purchase and purchase and sale.	III Production.	IV Production and sale.	V Insurance.	VI Other forms of co-operation.	Limit-ed.	Un-limited.		Individuals.	Societies.
1	2						3		4	5	6
Madras .. ..	1,250	..	..	..	..	6	18	1,238	1,256	77,902	..
Bombay .. ..	569	11	..	4	..	..	16	568	584	40,470	..
Bengal .. ..	1,547	..	..	..	..	..	..	1,547	1,547	71,282	..
Bihar and Orissa .. ..	766	..	..	3	..	..	..	766	766	37,270	..
United Provinces .. ..	2,549	..	..	10	1	..	2	2,558	2,560	99,891	..
Punjab .. ..	3,261	..	..	..	..	..	..	3,261	3,261	1,55,250	..
Burma .. ..	1,092	..	..	(a) 63	59	..	70	1,144	1,214	29,889	..
Central Provinces .. ..	2,083	..	3	1	..	..	4	2,083	2,087	34,313	..
Assam .. ..	224	..	..	..	..	..	..	224	224	11,536	..
Coorg .. ..	22	..	..	..	9	..	22	9	31	2,939	..
Ajmer .. ..	352	..	..	..	..	..	..	352	352	10,387	..
Mysore .. ..	403	1	1	..	..	5	37	373	410	21,875	..
Baroda .. ..	246	..	..	..	..	..	..	246	246	6,918	..
Total .. ..	14,364	12	4	78	69	11	169	14,369	14,538	5,99,822	..



MENT IV—A.  
 AGRICULTURAL INSTITUTE AT ROME—*Central Societies.*

56

NO. OF AFFILIATED SOCIETIES.				LOANS MADE TO			
Central Credit.	Agricultural Credit.	Non-agricultural Credit.	Others.	Individuals.		Societies.	
				On personal Security.	On mortgage Security.	Local.	Central.
7	8	9	10	11	12	13	14
..	129	..	..	Rs. 1,34,030	Rs. ..	Rs. 14,69,799	Rs. 3,01,530
..	65	3	2	64,779	27,040	11,98,900	..
2	1,273	4	..	14,700	..	22,54,718	13,000
..	564	14	..	..	..	6,63,597	..
25	2,328	169	14	2,89,395	1,101	37,10,806	4,79,612
11	1,886	6	..	1,88,390	..	18,67,619	93,870
1	1,918	30	..	..	..	10,37,386	3,30,310
28	2,086	84	..	11,775	..	23,41,196	12,46,146
..	90	3	..	12,722	..	43,836	..
..	..	..	..	..	..	..	..
..	342	..	..	..	50,490	4,47,846	25,000
..	101	9	1	554	42,022	1,71,724	..
..	61	..	..	..	..	1,06,407*	..
67	10,843	322	17	7,16,345	1,20,653	1,53,13,834	24,89,468

MENT IV—B.

AGRICULTURAL INSTITUTE AT ROME—*Agricultural Societies.*

NUMBER OF AFFILIATED SOCIETIES.				LOANS MADE TO			
Central Credit.	Agricultural Credit.	Non-agricultural Credit.	Others.	Individuals.		Societies.	
				On personal security.	On mortgage security.	Local.	Central.
7	8	9	10	11	12	13	14
..	..	..	..	Rs. 13,89,644	Rs. 12,41,650	Rs. 23,213	Rs. 210
..	..	..	..	13,00,711	10,06,141	11,737	..
..	..	..	..	28,59,410	2,10,306	9,017	29,691
..	..	..	..	11,99,310	..	..	..
..	..	..	..	40,75,199	9,903	28,874	11,637
..	..	..	..	70,52,611	1,06,252	3,36,749	2,75,150
..	..	..	..	11,82,614	6,73,160	2,423	7,967
..	..	..	..	18,37,810	1,99,159	..	8,779
..	..	..	..	1,39,453	4,965	2,968	264
..	..	..	..	..	85,945	2,284	..
..	..	..	..	4,67,943	..	..	19,607
..	..	..	..	3,93,670	4,30,568	850	206
..	..	..	..	3,68,555*	..	4,521†	..
..	..	..	..	2,22,96,965	39,71,049	4,22,636	3,53,805

STATE

ABSTRACT FOR THE INFORMATION OF THE INTERNATIONAL

Province.	Sale of goods to members.	Purchase of members' products.	Cost of management.	Most usual dividend paid on shares.	MOST USUAL RATES OF INTEREST.		LOANS By individuals.
					On deposits.	On loans.	
1	15	16	17	18	19	20	21
	Ra.	Ra.	Ra.	Per cent.	Per cent.	Per cent.	Ra.
Madras .. ..	..	..	19,057	9	6	7½	99,985
Bombay .. ..	..	..	15,999	6½ to 7½	5	7 to 9½	94,819
Bengal .. ..	..	..	28,081	12½	7	9½	62,196
Bihar and Orissa ..	12,328	..	10,429	9½	7½	12½	..
United Provinces ..	..	..	1,06,271	8	6	12	3,36,778
Punjab .. ..	17	783	11,944	8 and 10	6	8	9,17,932
Burma .. ..	..	..	29,694	9	6½	9	..
Central Provinces ..	4,507	7,227	52,217*	4 and 6	5 and 6	7 and 9	8,799
Assam .. ..	..	..	1,137	15 to 17½	4½ to 6½	9	24,886
Coorg .. ..	..	..	..	..	..	..	..
Ajmer .. ..	..	..	2,940	10	6	10	56,057
Mysore .. ..	..	..	900	7	6	7½	61,417
Baroda .. ..	50	..	2,364	6	4½, 5 & 6	6½, 7 & 9	..
Total .. ..	16,902	8,010	2,81,033	Bet. 6 & 9 p.c.	6	Bet. 7 & 9 p.c.	16,62,869

STATE

ABSTRACT FOR THE INFORMATION OF THE INTERNATIONAL

Province.	Sale of goods to members.	Purchase of members' products.	Cost of management.	Most usual dividend paid on shares.	MOST USUAL RATE OF INTEREST.		LOANS By individuals.
					On deposits.	On loans.	
1	15	16	17	18	19	20	21
	Ra.	Ra.	Ra.	Per cent.	Per cent.	Per cent.	Ra.
Madras .. ..	2,258	3,681	31,921	..	6½	9½	50,85,357
Bombay .. ..	20,178	..	19,438	..	6½	9½	26,44,236
Bengal .. ..	..	..	28,278	..	12½	15	40,51,687
Bihar and Orissa ..	460	..	6,088	..	9½	15½	12,27,790
United Provinces ..	..	..	63,226	..	9	15	46,70,816
Punjab .. ..	54,420	85,003	19,903	..	6	12½	1,08,15,853
Burma .. ..	8,077	..	65,573	..	9	15	32,24,682
Central Provinces ..	639	9,738	3,187	..	6	12	24,64,165
Assam .. ..	..	..	3,622	..	6½	12½ to 18½	2,54,333
Coorg .. ..	..	..	1,880	14	5 and 6½	12½	86,038
Ajmer .. ..	..	..	5,648	..	10	12	7,07,383
Mysore .. ..	758	518	8,956	7	4 to 6	9 to 12	6,72,388
Baroda .. ..	11,286	..	4,565	..	4½	9½	3,79,620
Total .. ..	98,076	98,940	2,62,285	7 and 14 per cent.	6½ and 9 per cent.	9½ and 12½ per cent.	3,62,84,418

MENT IV—A.  
 AGRICULTURAL INSTITUTE AT ROME—*Central Societies.*

DUE					
By Societies.	Share capital.	Members' deposits.	Loans from Govern- ment.	Reserve fund.	REMARKS.
22	23	24	25	26	27
Rs. 48,84,043	Rs. 3,96,865	Rs. 16,49,354	Rs. ....	Rs. 74,028	
15,15,596	4,08,221	7,87,041	942	6,239	
31,01,490	3,86,816	4,44,450	9,800	35,658	
7,31,523	1,14,983	2,34,407	....	14,863	
47,96,808	6,30,631	6,63,431	52,487	3,11,477	
31,02,790	6,19,476	11,69,369	....	33,358	
22,45,678	2,58,495	53,214 (a)	....	29,528	(a) Members' depos are not differentiat from non-membe deposits in Cent Banks.
37,04,662	7,94,355	5,42,505	....	40,263	
1,23,328	25,078	19,939	280	5,449	
....	....	....	....	....	
6,35,927	1,22,275	4,03,014	31,667	7,373	
2,77,930	64,993	93,657	....	2,111	
1,01,564	28,060	12,005	7,200	443	*Includes figures of Central societies.
2,52,21,339	38,50,248	60,77,386	1,02,376	5,60,790	

MENT IV—B.  
 AGRICULTURAL INSTITUTE AT ROME—*Agricultural Societies.*

DUE					
By Societies.	Share capital.	Members' deposits.	Loans from Govern- ment.	Reserve fund.	REMARKS.
22	23	24	25	26	27
Rs. 17,320	Rs. 3,71,781	Rs. 2,10,914	Rs. 25,385	Rs. 2,89,316	
13,644	16,376	6,41,869	2,04,156	1,44,967	
43,851	57,564	4,91,352	1,14,274	3,31,471	
600	24,235	1,50,133	8,943	88,191	
54,591	5,15,893	98,261	9,920	2,36,688	
14,33,688	31,64,333	17,45,115	59,575	8,95,271	
10,841	5,76,827	51,532	2,93,725	2,81,824	(a) Includes 52 Crc and Sale societies.
2,626	6,420	81,965	225	77,145	
2,938	210	79,689	35,225	40,091	
3,571	43,557	17,653	4,013	15,396	
4,659	1,23,039	79	31,667	....	
1,082	3,91,026	16,596	878	11,638	* Contains figures loans on mortgage curity.
2,774	40,668	30,573	1,84,568	43,220	† Includes figures Central societies.
15,02,185	53,31,929	36,15,614	9,72,554	24,55,218	

### TABLE OF CONTENTS.

---

	PAGES.
I. MAP AND GRAPHS ILLUSTRATING THE PROGRESS OF THE CO-OPERATIVE MOVEMENT IN INDIA.	i—ii
II. EXPLANATORY NOTE .. .. .	1—2
III. ABSTRACT STATEMENTS .. .. .	3—5
IV. GENERAL STATEMENTS .. .. .	7—15



# India

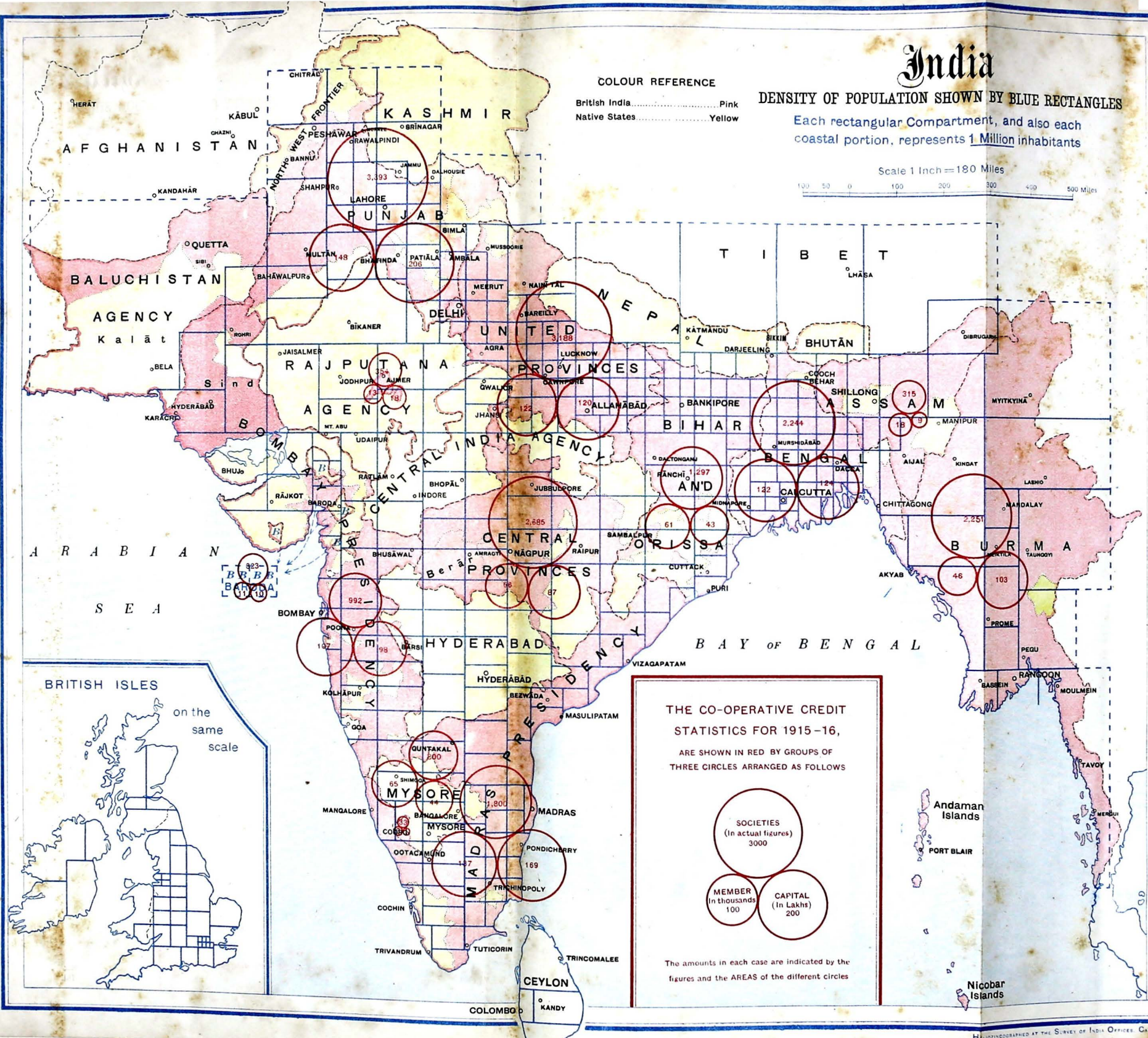
## COLOUR REFERENCE

British India ..... Pink  
Native States ..... Yellow

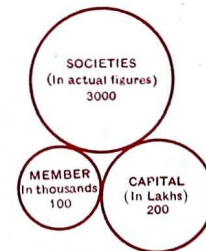
## DENSITY OF POPULATION SHOWN BY BLUE RECTANGLES

Each rectangular Compartment, and also each coastal portion, represents 1 Million inhabitants

Scale 1 Inch = 180 Miles



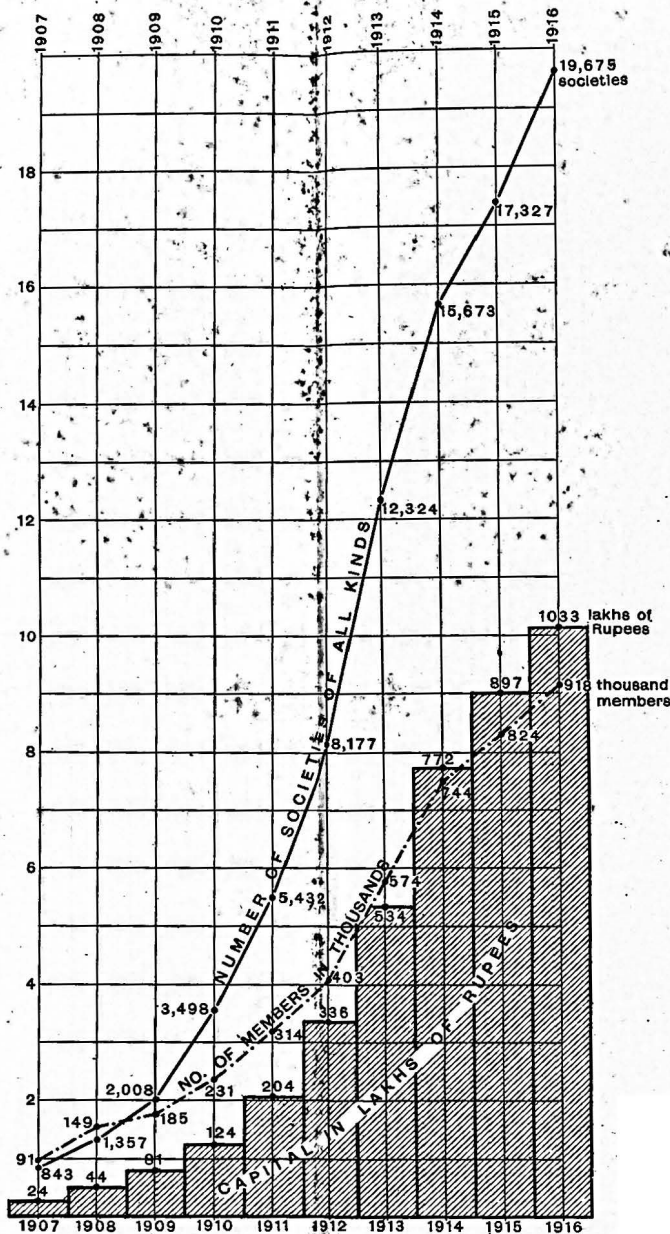
THE CO-OPERATIVE CREDIT  
STATISTICS FOR 1915-16,  
ARE SHOWN IN RED BY GROUPS OF  
THREE CIRCLES ARRANGED AS FOLLOWS



The amounts in each case are indicated by the  
figures and the AREAS of the different circles



# Progress of the Co-operative Movement in India, 1907-16.



NOTE—It will be seen that capital is increasing slightly faster than membership, being now over Rs. 112 per member.

The proportion of small agricultural societies has so increased that the average membership is now less than 47, & the capital only Rs. 5250 per society.

## The Co-operative Statistics

1915-16

for each

separate

area are

shown

thus:—



Additions during the year are shown in black thus:—

