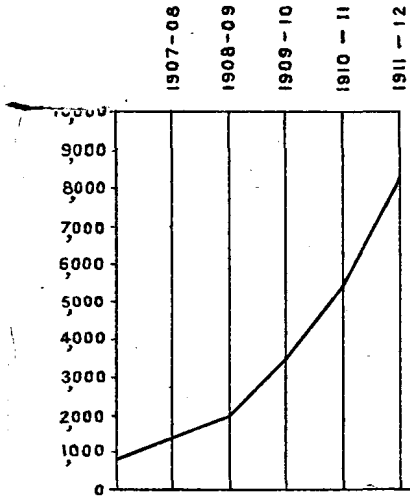


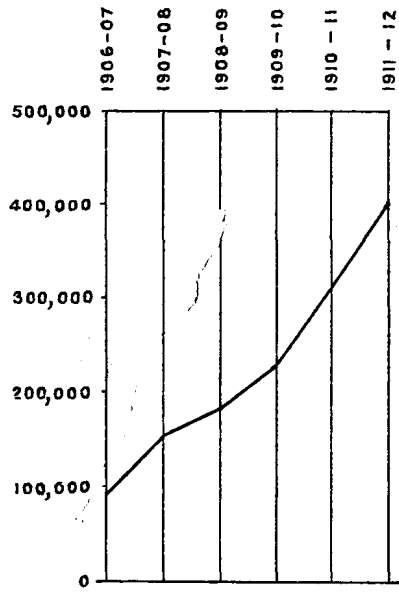
TABLE OF CONTENTS.

- I. DIAGRAMS SHOWING THE PROGRESS OF THE CO-OPERATIVE MOVEMENT.
 - II. EXPLANATORY NOTE.
 - III. ABSTRACT STATEMENTS.
 - IV. GENERAL STATEMENTS.
- 185R&A

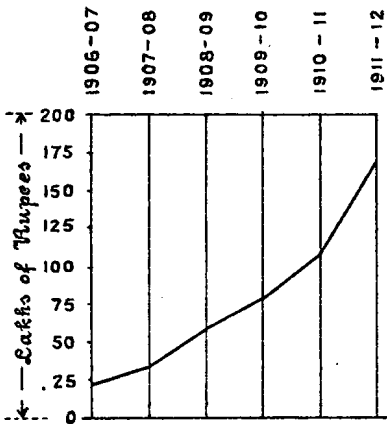
Number of Societies.



Number of Members.

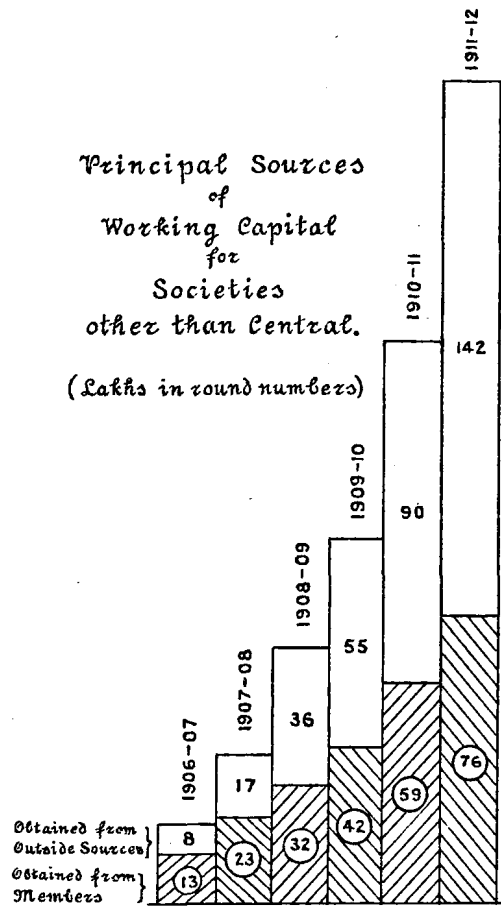


Loans issued to Members by Credit Societies other than Central Societies.



Principal Sources of Working Capital for Societies other than Central.

(Lakhs in round numbers)



Explanatory note to statements showing general progress of Co-operative Credit Societies in the several provinces during the year 1911-12.

The abstract tables at the commencement show, in the form hitherto adopted, some of the leading features of progress in the co-operative during the year past. The first abstract shows numbers of Societies and members, capital and disbursements for the whole of India and the four following abstracts give figures for the same heads by provinces.

The general statements which follow give a complete record of the statistics relating to co-operative credit societies in the several provinces in India during the year 1911-12. The figures are taken from the tabular statements appended to the provincial reports of the Registrars of co-operative credit societies for the last year and are classified into three divisions according as they relate to Central, Urban or Rural societies, respectively. The statements include statistics for societies of a co-operative nature in all the British provinces except the North-West Frontier Province and Baluchistan. In the former the movement has as yet made little progress, while in the latter it has not yet been thought expedient to apply the Act. Figures for Mysore are not this year included.

Statement I.—This statement deals with the general progress of the societies and is divided into three parts, I-A, I-B, and I-C, according as it relates to Central, Urban or Rural societies, respectively. The term "Central" has hitherto been restricted to societies lending to, or dealing with, other societies only, but a new class of society has of late sprung up with a view to solve the problems of finance and control by the organization of societies into local unions, and the federation at a later stage of these local unions into central unions. The "Unions" or "Central Banking Unions," as they are called, are classed in most of the provinces under "Central," to which head they properly belong. Certain local Governments, however, *viz.*, Burma and the Central Provinces, have shown all statistics relating to such societies under the head "Rural."

The total number of societies has risen during the year to 8,177, consisting of 120 Central, 495 Urban and 7,562 Rural societies, thus showing an increase of 2,735 over last year's figure. The total membership and working capital, as they stand at the close of the year, are as follows:—

				No. of members.	Working capital. Rs.
Central	11,361	107 $\frac{3}{4}$ lakhs.
Urban	67,097	53 $\frac{1}{2}$ "
Rural ..	--	--	--	324,860	182 $\frac{1}{4}$ "
			Total	403,318	343$\frac{1}{2}$ "

Statement II shows the total receipts and disbursements of the societies during the year. Including the opening balance the total receipts of the Central societies amount to about Rs. 171 lakhs, while the total disbursements are estimated at Rs. 164 $\frac{1}{2}$ lakhs, leaving a closing balance of about Rs. 6 $\frac{1}{2}$ lakhs. In the case of Urban societies, the total income of the year, including the opening balance, is Rs. 97 $\frac{1}{4}$ lakhs, which, after deducting all the disbursements, leaves a balance of nearly Rs. 3 lakhs. The total income of the Rural societies amounts to Rs. 211 lakhs, as against an expenditure of Rs. 202 $\frac{1}{2}$ lakhs. Thus, taking all the societies together, the net balance in hand at the end of the year amounts to Rs. 18 lakhs, which shows an advance in the operations of the societies as compared with Rs. 13 $\frac{1}{2}$ lakhs at the close of the last year.

Statement III.—This statement shows the profit and loss account of the societies and is compiled from Statements II and IV. With the exception of other limited liability Urban Societies in the United Provinces, all kinds of society
185 R. & A.

in all provinces return a considerable profit. The total amount gained by the societies, as the result of last year's transactions; is as follows:—

							Rs.
Central	2,05,183
Urban	2,44,370
Rural	6,27,689
							<hr/>
					Total	..	10,77,242
							<hr/>

Or Rs. 10½ lakhs approximately.

Statement IV.—This is the balance-sheet and shows the assets and liabilities of the societies as they stand at the close of the year. Column 26 of this statement does not correspond with column 13 of Statement III, because Local Governments adopt different methods of calculation. The United Provinces shows a net loss of Rs. 1,725 on the working of its other liability Urban Societies.

Abstract.—India, General.

	1906-07.	1907-08.	1908-09.	1909-10.	1910-11.	1911-12.
1	2	3	4	5	6	7
I.—NUMBER OF SOCIETIES.						
<i>Central</i>	14	7	15	32	60	120
<i>Urban</i>	89	149	227	321	415	495
<i>Rural</i>	740	1,201	1,766	3,145	4,957	7,562
Total	843	1,357	2,008	3,498	5,432	8,177
II.—NUMBER OF MEMBERS ..						
	90,844	149,160	184,889	230,698	314,101	403,318
III.—CAPITAL.						
	Rs.	Rs.	Rs.	Rs.	Rs.	Rs.
Loans from private persons	6,56,092	12,43,495	24,93,814	34,82,691	53,51,325	88,39,777
Loans from other societies	2,40,425	5,84,765	15,96,611	30,15,106	59,35,736	1,10,41,533
Share capital	5,55,805	9,35,928	14,77,254	23,08,342	33,91,085	52,58,037
Deposits by members	5,76,025	9,19,523	16,18,018	25,33,317	42,70,102	65,07,698
State aid	2,84,738	6,51,816	6,86,143	7,21,775	8,57,468	9,34,663
Reserve	58,598	78,559	1,93,271	3,36,451	5,60,868	9,92,454
Total	23,71,683	44,14,086	80,65,111	1,23,97,682	2,03,66,584	3,35,74,162

IV.—Disbursements for 1911-12.

									TOTAL, Rs.
1. Deposits repaid to members	43,63,789
2. Loans repaid to private persons	46,54,183
3. Loans repaid to other Societies	50,29,298
4. Loans issued to members	1,78,71,024
5. Loans issued to other Societies	90,79,616
6. Interest paid on loans and deposits	13,17,388
7. Dividend and bonus paid	1,56,207
8. Establishment and contingencies	2,73,384
9. Other items	16,04,322
GRAND TOTAL ..									4,43,49,211

ABSTRACT BY PROVINCES

Showing statistics for Co-operative Credit Societies for the year 1911-12 (by Provinces).

I.—Number of Societies.

PROVINCES.	Central.	Urban.	Rural.	Total.
1	2	3	4	5
Madras	9	47	916	972
Bombay	9	75	284	368
Bengal	7	61	875	943
United Provinces	31	174	1,741	1,946
Punjab	26	26	1,717	1,769
Burma	3	37	691	731
Bihar and Orissa	8	39	491	538
Assam	1	16	125	142
Central Provinces	25	20	540	585
Coorg	22	22
Ajmer	1	..	160	161
	120	495	7,562	8,177

II.—Number of Members.

Provinces.	Central.	Urban.	Rural.	Total.
1	2	3	4	5
Madras	643	13,527	51,986	66,156
Bombay	3,611	6,561	19,247	29,419
Bengal	236	9,557	28,776	38,569
United Provinces	2,329	28,459	68,981	99,769
Punjab	1,274	2,137	89,758	93,169
Burma	1,129	2,150	16,821	20,100
Bihar and Orissa	414	1,725	25,482	27,621
Assam	74	1,829	7,855	9,758
Central Provinces	1,468	1,152	9,516	12,136
Coorg	2,179	2,179
Ajmer	183	..	4,259	4,442
	11,361	67,097	324,860	403,318

III.—Capital.

Provinces.	Loans from private persons.	Loans from other Societies.	Share capital.	Deposits by members.	State aid.	Reserve.	Grand total.
1	2	3	4	5	6	7	8
	Rs.	Rs.	Rs.	Rs.	Rs.	Rs.	Rs.
Madras	20,41,308	30,33,191	7,51,723	16,01,486	36,030	48,320	75,12,058
Bombay	88,406	6,28,975	6,87,017	14,52,616	2,57,439	86,163	32,00,616
Bengal	6,28,200	7,17,036	3,63,163	5,36,977	1,96,942	1,60,660	26,02,978
United Provinces	26,62,850	24,47,399	7,16,623	6,07,229	73,493	3,08,647	68,16,239
Punjab	14,11,328	19,84,591	16,98,714	16,72,373	73,976	1,49,774	69,90,756
Burma	13,08,774	13,10,443	5,17,342	60,941	2,28,979	95,161	35,21,640
Bihar and Orissa	4,09,548	1,69,300	83,404	1,48,616	11,254	64,407	8,86,529
Assam	1,46,794	51,846	68,307	1,38,992	50,071	32,407	4,88,417
Central Provinces	92,219	5,13,875	2,83,028	1,30,325	2,300	34,484	10,56,231
Coorg	31,411	28,635	4,179	12,202	76,427
Ajmer	50,350	1,84,877	57,305	1,29,510	..	229	4,22,271
Total	88,39,777	1,10,41,533	52,58,037	65,07,698	9,34,663	9,92,454	3,35,74,162

IV.—Disbursements.

Provinces.	Deposits repaid to members.	LOANS REPAYED TO		LOANS ISSUED TO		Interest paid on loans and deposits.	Dividend and loans paid.	Establishment and Contingencies.	Other items.	Grand total.
		Private persons.	Other Societies.	Members.	Other Societies.					
1	2	3	4	5	6	7	8	9	10	11
	Rs.	Rs.	Rs.	Rs.	Rs.	Rs.	Rs.	Rs.	Rs.	Rs.
Madras	18,44,031	22,63,980	3,79,282	29,23,536	16,28,357	3,08,016	37,058	59,792	5,66,340	1,00,10,399
Bombay	8,50,486	53,620	1,58,768	21,83,813	7,68,325	57,875	21,898	22,980	3,59,536	44,77,300
Bengal	1,40,314	1,09,760	1,05,157	15,87,411	4,48,166	98,352	23,719	18,408	37,779	25,69,060
United Provinces	4,73,774	13,64,546	20,47,329	39,72,128	29,52,144	3,77,640	34,300	1,05,077	3,85,056	1,17,11,999
Punjab	5,72,358	3,29,457	3,74,659	39,37,437	13,99,841	1,79,544	14,100	19,216	2,627	68,29,239
Burma	3,31,331	1,57,344	16,91,601	19,30,230	10,07,035	1,80,357	6,251	27,246	1,64,182	54,95,577
Bihar and Orissa	31,607	86,882	45,594	4,29,678	1,07,912	50,456	3,499	4,046	5,646	7,65,320
Assam	26,611	23,341	5,816	1,08,064	57,030	17,273	5,415	6,566	565	2,50,681
Central Provinces	40,898	2,43,713	1,16,079	4,42,287	4,73,503	36,600	7,905	5,992	80,928	14,47,905
Coorg	329	58,542	..	1,762	1,432	1,396	1,600	65,061
Ajmer	52,050	21,540	1,05,013	2,97,898	2,37,303	9,513	630	2,665	63	7,26,675
Total	43,63,789	46,54,183	50,29,298	1,78,71,024	90,79,616	13,17,388	1,56,207	2,73,384	16,04,322	4,43,49,211

STATEMENT I—A.
GENERAL PROGRESS.
Central Societies (lending to other Societies only).

185R&A.

Province.	KIND OF SOCIETIES.				NUMBER OF SOCIETIES.		NUMBER OF MEMBERS.		WORKING CAPITAL.*		REMARKS.	
	CASH.		OTHER.		At the beginning of the year.	At the end of the year.	At the beginning of the year.	At the end of the year.	At the beginning of the year.	At the end of the year.		
	Limited Liability.	Unlimited Liability.	Limited Liability.	Unlimited Liability.								
1	2	3	4	5	6	7	8	9	10	11	12	
	Rs.	Rs.	Rs.	Rs.	Rs.	Rs.	Rs.	Rs.	Rs.	Rs.		
Madras	6	3	6	9†	420	643	19,86,564	31,27,303	† Includes 3 Union Societies.	
Bombay	8	1	7	9	2,013	3,611	4,62,648	12,47,886		
Bengal	7	5	7	157	236	97,872	3,00,744		
United Provinces	31	12	31	584	2,329	6,02,011	20,22,035		
Punjab	12	14	9	26	640	1,274	7,02,475	15,78,005		
Burma	3	2	3	678	1,129	6,87,902	13,97,778		
Bihar and Orissa	8	4	8	234	414	1,30,872	2,34,881		
Assam	1	1	1	74	74	77,260	91,091		
Central Provinces	21†	4	12	25	804	1,468	1,74,517§	5,64,155		† Includes one Provincial Bank.
Coorg		§ Transactions of 4 Unions included in Rural Societies.
Ajmer	1	1	1	78	183	51,677	2,10,106		
Total ..	98	22	59	120	5,682	11,361	49,73,798	1,07,73,984		

* Includes statistics regarding loans from non-members, loans from other Societies, share capital, deposits by members, state-aid and reserve fund in statement IV-A.

6

7

STATEMENT I—B.
GENERAL PROGRESS.
Urban Societies.

Province.	KIND OF SOCIETIES.				NUMBER OF SOCIETIES.		NUMBER OF MEMBERS.		WORKING CAPITAL.*		REMARKS.
	CASH.		OTHER.		At the beginning of the year.	At the end of the year.	At the beginning of the year.	At the end of the year.	At the beginning of the year.	At the end of the year.	
	Limited Liability.	Unlimited Liability.	Limited Liability.	Unlimited Liability.							
1	2	3	4	5	6	7	8	9	10	11	12
	Rs.	Rs.	Rs.	Rs.	Rs.	Rs.	Rs.	Rs.	Rs.	Rs.	
Madras	25	12	9	1	30	47	9,596	13,527	5,34,289	7,32,967	
Bombay	20	51	2	2	62	75	4,880	6,561	3,39,026	5,13,907	
Bengal	56	3	1	1	47	61	6,227	9,557	5,04,339	8,35,159	
United Provinces	18	150	6	..	138	174	33,808	28,459	24,13,523	24,28,419	
Punjab	11	15	10	26	1,152	2,137	50,657	1,12,205	
Burma	37†	27	37	1,788	2,150	2,63,191	4,03,820	† Includes both Limited and Unlimited Societies.
Bihar and Orissa	22	17	32	39	1,539	1,725	48,116	59,514	
Assam	16	13	16	1,585	1,829	1,49,877	1,92,563	
Central Provinces	8	12	8	20	1,247	1,152	79,534	80,743	
Coorg	
Ajmer	
Total ..	213	260	18	4	367	495	61,822	67,097	43,82,552	53,59,297	

* Includes statistics regarding loans from non-members, loans from other Societies, share capital, deposits by members, state-aid and reserve fund in statement IV-B.

STATEMENT I—C.
GENERAL PROGRESS.

Rural Societies.

Province.	KIND OF SOCIETIES.				NUMBER OF SOCIETIES.		NUMBER OF MEMBERS.		WORKING CAPITAL.*		REMARKS.
	CASH.		OTHER.		At the beginning of the year.	At the end of the year.	At the beginning of the year.	At the end of the year.	At the beginning of the year.	At the end of the year.	
	Limited Liability.	Unlimited Liability.	Limited Liability.	Unlimited Liability.							
1	2	3	4	5	6	7	8	9	10	11	12
	Rs.	Rs.	Rs.	Rs.	Rs.	Rs.	Rs.	Rs.	Rs.	Rs.	
Madras	6	910	560	916	34,086	51,986	23,94,169	36,03,468	
Bombay	282	..	2	182	284	12,747	19,247	4,88,552	14,47,118	
Bengal	873	..	2	666	875	22,622	28,776	8,94,622	14,71,670	
United Provinces	1,711	..	30	1,108	1,741	59,639	68,981	19,44,695	27,32,301	Figures for 1,681 Societies only.
Punjab	5	1,696	..	16	1,074	1,717	59,529	89,758	29,48,929	56,31,716	
Burma	444†	444†	691	11,185†	16,821	12,76,309	18,52,043	† Difference from last year's figures due to transfer of cattle Insurance Societies to a separate statement.
Bihar and Orissa	489	..	2‡	389	491	19,885	25,482	4,19,746	6,10,717	‡ Grain Societies.
Assam	125	100	125	5,977	7,855	1,58,234	2,05,594	
Central Provinces	540	280	540	7,203	9,516	2,48,027	3,78,695	
Coorg	13	9	22	22	1,996	2,179	64,164	78,792	
Ajmer	160	58	160	1,304	4,259	61,185	2,16,947	
Total ..	24	7,239	..	52	4,883	7,562	2,36,173	3,24,860	1,08,98,632	1,82,29,061	

* Includes statistics regarding loans from non-members, loans from other Societies, share capital, deposits by members, state-aid and reserve fund in statement IV-C.

∞

District or group.	Kind of Society.	Share payments.	Entrance fees.	Deposits by members.	LOANS FROM OTHER SOURCES.			Loans repaid by members.
					Government.	Other Societies.	Non-members.	
1	2	3	4	5	6	7	8	9
		Rs.	Rs.	Rs.	Rs.	Rs.	Rs.	Rs.
Madras	Cash Limited Liability.	1,18,570	2,444	15,96,542	..	86,870	26,07,829	71,495
Bombay	Ditto ..	3,50,006	22	11,59,078	..	4,000	9,000	3,21,628
Bengal	Ditto ..	18,295	365	56,509	1,64,304	..
United Provinces ..	Ditto ..	72,905	..	1,23,304	3,000	2,41,552	10,98,906	45,593
Punjab	Ditto ..	61,249	145	2,97,794	..	52,166	3,26,963	600
Burma	Ditto ..	40,865	..	9,44,782	..	13,37,690	35,220	..
Bihar and Orissa ..	Ditto ..	12,243	235	79,694	62,738	..
Assam	Ditto ..	3,600	10,550	..
Central Provinces ..	Ditto ..	2,04,441	119	81,424	..	1,79,640	1,30,370	384
Coorg	Ditto
Ajmer	Ditto ..	14,050	..	1,61,460	..	5,639	49,140	20,888
	Total ..	8,96,224	3,330	54,00,687	3,000	19,07,557	44,95,020	4,60,588
Punjab	Cash Unlimited Liability.	35,507	382	1,76,834	..	1,29,997	1,15,100	63,921
Bombay	Ditto
Madras	Ditto
	Total ..	35,507	382	1,76,834	..	1,29,997	1,15,100	63,921
	GRAND TOTAL ..	9,31,731	3,712	55,77,421	3,000	20,37,554	46,10,120	5,24,509

STATEMENT II-A.

RECEIPTS AND DISBURSEMENTS.

Central Societies (lending to or dealing with other Societies only).

RECEIPTS.						
Amounts repaid by other societies.	Interest received.	Sale proceeds of stock.	Other income.	Total income of year.	Opening balance.	Grand total receipts including the opening balance.
10	11	12	13	14	15	16
Ra.	Ra.	Ra.	Ra.	Ra.	Ra.	Ra.
5,32,079	1,62,359	..	3,20,440	54,98,628	3,541	55,02,168
1,57,667	42,789	85	32,473	20,76,749	45,813	21,22,562
40,469	16,645	..	95	2,96,682	4,197	3,00,880
13,62,599	1,47,882	564	30,385	31,26,690	1,30,020	32,56,710
3,10,130	47,032	14	654	10,96,747	34,404	11,31,151
3,33,424	87,420	..	1,05,097	28,84,499	2,231	28,86,730
45,187	18,375	309	367	2,19,148	16,579	2,35,727
12,806	8,123	..	13	35,092	1,155	36,247
93,468	18,372	17	9,431	7,17,666	13,586	7,31,252
..
1,02,763	7,710	..	248	3,61,898	572	3,62,470
9,90,592	5,56,707	989	4,09,293	1,63,13,799	2,52,098	1,65,65,897
3,797	14,395	..	104	5,40,037	3,710	5,43,747
36	36	..	36
..	1,105	1,105	155	1,261
3,833	14,395	..	1,209	5,41,178	3,865	5,45,044
9,94,425	5,71,102	989	5,00,412	1,68,54,977	2,55,963	1,71,10,941

RECEIPTS.								
District or Group.	Kind of Society.	Share payments.	Entrance fees.	Deposits by members.	LOANS FROM OTHER SOURCES.			Loans repaid by members.
					Government.	Other Societies.	Non-members.	
1	2	3	4	5	6	7	8	9
		Rs.	Rs.	Rs.	Rs.	Rs.	Rs.	Rs.
Madras	Cash Limited Liability.	66,395	3,058	2,17,795	..	15,110	1,44,074	3,18,370
Bombay	Ditto ..	27,045	140	1,62,732	..	1,164	17,339	2,38,615
Bengal	Ditto ..	95,663	2,316	1,62,681	..	9,671	1,56,219	4,28,368
United Provinces ..	Ditto ..	24,628	279	2,22,640	..	3,35,588	9,17,630	8,49,130
Punjab	Ditto ..	27,551	131	35,393	4,000	5,543	9,361	47,918
Burma	Ditto ..	78,011	285	27,493	800	1,18,600	20,030	2,65,244
Bihar and Orissa ..	Ditto ..	6,772	192	8,228	..	4,575	400	41,902
Assam	Ditto ..	11,373	346	22,565	..	1,896	47,787	77,834
Central Provinces ..	Ditto ..	4,986	124	8,495	..	11,050	21,706	76,269
Coorg	Ditto
Ajmer	Ditto
	Total ..	3,42,422	6,871	8,68,022	4,800	5,03,197	13,34,546	23,43,648
Bengal	Cash Unlimited Liability.	..	4	20	303
Central Provinces ..	Ditto	79	121	..	5,047	..	940
Bombay	Ditto	1,014	24,057	8,500	4,000	8,672	75,872
Bihar and Orissa ..	Ditto	28	21	..	230	..	1,084
Madras	Ditto ..	25,157	580	13,527	..	23,000	19,352	28,280
	Total ..	25,157	1,703	37,746	8,500	32,277	28,024	1,06,479
United Provinces ..	Other Limited Liability.	10,562	..	2,15,664	..	11,400	23,194	43,979
Bombay	Ditto ..	100	7	50	13,512	189
Madras	Ditto ..	13,206	305	3,73,854	78,618	64,421
Bengal	Ditto ..	6,003	152	7,478	2,292	3,587
	Total ..	29,871	464	5,97,046	..	11,400	1,17,616	1,12,476
Bombay	Other Unlimited Liability.	2,906	16	485	..	2,000	18,724	13,063
Madras	Ditto	16	271	3,175	642
	Total ..	2,906	32	756	..	2,000	21,899	13,705
	GRAND TOTAL ..	4,00,356	9,070	15,03,570	13,300	5,48,874	15,02,085	25,76,308

RECEIPTS AND DISBURSEMENTS.

Urban Societies.

	Loans repaid by other Societies.	Interest received.	Sale proceeds of stock.	Other income.	Total income of year.	Opening balance.	Grand total receipts includ- ing the opening balance.
	10	11	12	13	14	15	16
	Rs.	Rs.	Rs.	Rs.	Rs.	Rs.	Rs.
	40,463	37,007	..	45,217	8,87,489	19,608	9,07,098
	2,724	26,569	20	2,01,883	6,78,232	29,035	7,07,267
	40,736	65,022	4,373	12,642	9,77,690	47,246	10,24,937
	7,30,018	1,97,933	365	1,68,928	34,47,137	1,47,323	35,94,460
	1,106	2,024	1,59,836	146	2,93,007	4,712	2,97,719
	6,000	44,729	7	6,230	5,67,429	20,521	5,87,949
	..	4,526	7	2,169	68,771	4,331	73,101
	4,743	15,179	..	40	1,81,763	15,582	1,97,385
	5,899	8,384	..	67,875	2,04,788	10,456	2,15,244

	8,31,689	4,01,373	1,64,608	5,05,130	73,06,306	2,98,814	76,05,120
	..	280	3,669	2	4,278	637	4,915
	..	37	6,224	..	6,224
	..	9,546	660	1,446	1,33,767	2,088	1,35,855
	..	634	..	1	1,996	180	2,177
	..	6,589	..	1,066	1,17,551	2,718	1,20,268
	..	17,086	4,329	2,515	2,63,816	5,623	2,69,439
	..	2,520	36,783	73,006	4,17,108	6,644	4,22,752
	..	2	20,088	8,227	42,174	55	42,229
	500	2,899	6,62,471	41,657	12,27,931	26,516	12,54,447
	..	182	24,317	6,584	47,995	4,035	52,030
	500	5,603	7,43,659	1,29,474	17,35,208	36,250	17,76,258
	..	702	19,708	252	57,856	486	58,343
	..	33	9,206	10,103	23,495	231	23,726
	..	735	28,914	10,355	81,351	717	82,069
	8,32,189	4,24,797	9,41,510	6,47,474	28,11,011	3,41,404	97,32,886

Share capital withdrawn.	Deposits withdrawn.	LOANS REPAYED TO				
		Government.	Other Societies.	Non-members.	Loans to members.	Loans to other Societies.
17	18	19	20	21	22	23
Rs.	Rs.	Rs.	Rs.	Rs.	Rs.	Rs.
19,347	1,90,290	..	32,800	91,680	4,10,550	46,451
3,721	86,073	1,368	350	225	3,54,405	10,100
14,883	59,375	1,400	5,060	38,271	5,82,223	2,01,189
12,569	1,71,187	3,200	2,50,194	6,61,084	9,28,507	8,59,597
1,771	25,922	..	2,085	1,844	69,463	10,359
16,846	16,124	100	32,350	59,890	3,71,341	14,500
1,333	50,808	..	4,040	..	51,763	100
1,738	18,029	900	200	22,580	90,335	31,250
627	7,390	..	1,050	26,156	83,630	4,026
..
..
72,835	5,79,460	6,968	3,28,129	9,01,730	29,42,217	11,77,572
..	20	100	170	..
..	940	..	5,153	..
..	7,423	1,446	1,050	6,796	1,03,597	..
..	2	38	319	232	839	..
14,470	8,059	..	2,650	5,660	77,171	..
14,470	15,504	1,584	4,959	12,738	1,86,930	..
171	2,07,155	..	6,601	22,069	58,190	..
..	15,143
1,292	3,61,680	76,582	70,299	12,500
606	474	775	15,555	..
2,069	5,69,309	..	6,601	1,14,569	1,44,044	12,500
457	800	289	1,500	17,698	14,979	..
..	2,023	2,012	468	..
457	2,823	289	1,500	19,710	16,447	..
89,831	11,67,096	8,841	3,41,189	10,48,747	32,88,638	11,90,07

DISBURSEMENTS.

Interest paid on loans and deposits.	Dividend and bonus paid.	Stock bought	Establishment and contingencies.	Other items.	Carried to reserve.	Total expenditure.	Closing balance.	Grand total expenditure including closing balance.	REMARKS.
24	25	26	27	28	29	30	31	32	33
Rs.	Rs.	Rs.	Rs.	Rs.	Rs.	Rs.	Rs.	Rs.	
18,178	2,962	..	5,894	49,951	6,004	8,74,096	33,002	9,07,098	
10,953	4,303	1,863	2,399	2,02,020	2,198	6,79,979	27,287	7,07,266	
15,943	20,578	3,374	8,245	15,007	3,582	9,69,129	57,807	10,26,936	
90,633	19,996	1,321	35,781	2,00,497	37,129	32,71,695	37,765	33,09,460	
352	1,818	1,63,552	5,065	485	155	2,82,871	14,848	2,97,719	Include figures both for Limited and unlimited liability societies.
16,247	4,371	723	2,851	9,576	609	5,45,527	42,422	5,87,949	
770	1,682	18	686	1,501	137	67,108	5,993	73,101	
4,637	4,153	-	2,981	193	996	1,77,931	19,294	1,97,285	
2,178	2,730	121	1,461	73,386	2,655	2,05,408	9,836	2,15,244	Includes one Provincial Bank.
-	-	-	-	-	-	-	-	-	
-	-	-	-	-	-	-	-	-	
1,59,891	62,593	1,70,972	65,363	5,52,616	53,465	70,73,804	2,48,254	73,22,058	
107	-	3,931	10	5	2	4,345	571	4,916	
28	-	-	12	12	-	6,145	79	6,224	
4,365	115	4,528	341	627	200	1,30,488	5,295	13,57,823	
389	13	12	..	1,894	284	2,178	
3,667	1,208	..	1,165	582	2,122	1,16,754	3,515	1,20,269	
8,556	1,323	8,459	1,541	1,238	2,324	2,59,626	9,744	2,69,370	
2,032	2,149	29,793	4,214	84,943	..	4,17,317	5,435	4,22,752	
210	9	16,167	2,316	8,311	..	42,156	73	42,229	
3,772	13,289	6,18,100	22,623	55,871	751	12,36,759	17,687	12,54,446	
46	..	17,244	1,003	5,600	..	41,303	10,725	52,028	
6,060	15,447	6,81,304	30,156	1,54,725	751	17,37,535	33,920	17,71,453	
315	578	2,055	377	101	..	57,638	704	58,342	
335	..	9,040	423	9,325	23	23,649	77	23,726	
650	578	11,095	800	9,426	23	81,237	781	82,068	
1,75,157	79,911	8,71,830	97,860	7,18,005	56,563	91,52,252	2,92,699	94,44,952	Difference Rs. 1.

Share capital withdrawn.	Deposits withdrawn.	LOANS REPAYED TO				
		Government.	Other Societies.	Non-members.	Loans to members.	Loans to other Societies.
17	18	19	20	21	22	23
Rs.	Rs.	Rs.	Rs.	Rs.	Rs.	Rs.
19,347	1,90,280	..	32,800	91,680	4,10,550	46,451
3,721	86,073	1,368	350	225	3,54,405	10,100
14,883	59,375	1,400	5,060	38,271	5,82,223	2,01,189
12,569	1,71,187	3,200	2,50,194	6,61,084	9,28,507	8,59,597
1,771	25,922	..	2,085	1,844	69,463	10,359
16,846	16,124	100	32,350	59,890	3,71,341	14,500
1,333	50,808	..	4,040	..	51,763	100
1,738	18,029	900	200	22,580	90,335	31,250
627	7,390	..	1,050	26,156	83,630	4,026
..
..
72,835	5,79,460	6,968	3,28,129	9,01,730	29,42,217	11,77,572
..	20	100	170	..
..	940	..	5,153	..
..	7,423	1,446	1,050	6,796	1,03,597	..
..	2	38	319	282	839	..
14,470	8,059	..	2,650	5,660	77,171	..
14,470	15,504	1,584	4,959	12,738	1,86,930	..
171	2,07,155	..	6,601	22,069	58,190	..
..	15,143
1,292	3,61,680	76,582	70,299	12,500
606	474	775	15,555	..
2,069	5,69,309	..	6,601	1,14,569	1,44,044	12,500
457	800	289	1,500	17,698	14,979	..
..	2,023	2,012	468	..
457	2,823	289	1,500	10,710	15,447	..
89,831	11,67,096	8,841	3,41,189	10,48,747	32,88,638	11,90,07

DISBURSEMENTS.

Interest paid on loans and deposits.	Dividend and bonus paid.	Stock bought	Establishment and contingencies.	Other items.	Carried to reserve.	Total expenditure.	Closing balance.	Grand total expenditure including closing balance.	REMARKS.
24	25	26	27	28	29	30	31	32	33
Rs.	Rs.	Rs.	Rs.	Rs.	Rs.	Rs.	Rs.	Rs.	
18,178	2,962	..	5,894	49,951	6,004	8,74,096	33,002	9,07,098	
10,053	4,303	1,863	2,399	2,02,020	2,198	6,79,979	27,237	7,07,266	
15,943	20,573	3,374	8,245	15,007	3,582	9,69,129	57,807	10,26,936	
90,633	19,996	1,321	35,781	2,00,497	37,129	32,71,695	37,765	33,09,460	
352	1,818	1,63,552	5,065	485	155	2,82,871	14,848	2,97,719	Include figures both for Limited and unlimited liability societies.
16,247	4,371	723	2,851	9,576	609	5,45,527	42,422	5,87,949	
770	1,682	18	686	1,501	137	67,108	5,993	73,101	Includes one Provincial Bank.
4,637	4,153	-	2,981	193	996	1,77,931	19,294	1,97,285	
2,178	2,730	121	1,461	73,386	2,655	2,05,408	9,836	2,15,244	
-	-	-	-	-	-	-	-	-	
-	-	-	-	-	-	-	-	-	
1,59,891	62,593	1,70,972	65,363	5,52,616	53,465	70,73,804	2,48,254	73,22,058	
107	-	3,931	10	5	2	4,345	571	4,916	
28	-	-	12	12	-	6,145	79	6,224	
4,365	115	4,528	341	627	200	1,30,488	5,295	13,57,823	
389	13	12	..	1,894	284	2,178	
3,667	1,208	..	1,165	582	2,122	1,16,754	3,515	1,20,269	
8,556	1,323	8,459	1,541	1,238	2,324	2,59,626	9,744	2,69,370	
2,032	2,149	29,793	4,214	84,943	..	4,17,317	5,435	4,22,752	
210	9	16,167	2,316	8,311	..	42,156	73	42,229	
3,772	13,289	6,18,100	22,623	55,871	751	12,36,759	17,687	12,54,446	
46	..	17,244	1,003	5,600	..	41,303	10,725	52,028	
6,060	15,447	6,81,304	30,156	1,54,725	751	17,37,535	33,920	17,71,455	
315	578	2,055	377	101	..	57,638	704	58,342	
335	..	9,040	423	9,325	23	23,649	77	23,726	
650	578	11,095	800	9,426	23	81,237	781	82,068	
1,75,157	79,941	8,71,530	97,860	7,18,005	56,563	91,52,252	2,92,699	94,44,952	Difference of Rs. 1.

District or group.	Kind of Society.	Share payments.	Entrance fees.	Deposits by members.	LOANS FROM OTHER SOURCES.		Non-members.	Loans repaid by members.
					Government.	Other Societies.		
1	2	3	4	5	6	7	8	9
		Rs.	Rs.	Rs.	Rs.	Rs.	Rs.	Rs.
Madras	Cash Unlimited Liability.	86,668	15,374	1,15,590	12,55,859	2,01,480	10,65,062
Bombay	Ditto	7,004	1,66,774	48,450	6,98,543	38,293	5,73,680
Bengal	Ditto ..	13,488	5,854	1,71,541	27,063	4,54,541	1,03,041	4,45,994
United Provinces ..	Ditto ..	1,05,459	553	65,883	24,40,105	1,59,513	20,56,723
Punjab	Ditto ..	5,45,582	18,477	7,12,714	12,49,889	6,63,548	16,71,813
Burma	Ditto ..	1,25,128	100	10,998	1,72,085	5,62,594	17,115	10,14,320
Bihar and Orissa ..	Ditto ..	4,520	3,313	26,738	3,936	96,121	1,44,391	1,98,291
Assam	Ditto ..	30	1,026	21,412	4,050	29,430	491	70,210
Central Provinces ..	Ditto ..	360	1,916	20,490	2,79,946	12,956	2,01,909
Coorg	Ditto ..	1,255	62	3,259	200	12,828
Ajmer	Ditto ..	27,519	2	2,31,664	1,09,918
	Total ..	9,09,909	53,681	13,15,399	2,55,784	72,98,692	13,40,828	74,20,748
Coorg	Cash Limited Liability.	4,118	465	5,272	400	36,492
Madras	Ditto ..	1,350	23	5,313	3,300	4,929	35,872
	Total ..	5,468	488	10,585	400	3,300	4,929	72,364
United Provinces ..	Other Unlimited Liability.	343	24,469	9,046
Bombay	Ditto	4	195	2,811
	Total ..	343	4	195	24,469	11,857
	GRAND TOTAL ..	9,15,720	54,173	13,26,179	2,56,184	73,26,461	13,45,757	75,04,969

STATEMENT II-C.
RECEIPTS AND DISBURSEMENTS.
Rural Societies.

RECEIPTS.						
Loans repaid by other Societies.	Interest received.	Sale proceeds of stock.	Other income.	Total income of year.	Opening balance.	Grand total receipts includ- ing the opening balance.
10	11	12	13	14	15	16
Rs.	Rs.	Rs.	Rs.	Rs.	Rs.	Rs.
13,397	2,20,215	21,983	29,95,528	64,741	30,60,269
1,660	60,245	1,209	15,95,858	67,637	16,63,495
12,241	1,42,026	85	9,707	13,85,581	51,763	14,37,344
43,180	2,91,353	11,665	17,649	51,92,083	1,06,912	52,98,995
1,43,391	3,09,045	49,059	8,478	53,71,996	2,33,562	56,05,558
140	1,94,802	1,800	9,279	21,08,361	19,112	21,27,473
200	60,534	30	2,125	5,40,199	50,837	5,91,036
728	19,769	195	1,47,341	23,920	1,71,261
175	33,292	2,331	5,53,375	54,070	6,07,451
....	1,787	19	19,410	2,608	22,018
....	9,025	5	3,78,133	542	3,78,675
2,15,112	13,42,093	62,639	72,980	2,02,87,865	6,75,710	2,09,63,575
....	5,888	34	52,669	1,722	54,391
500	3,729	872	56,883	1,732	58,620
560	9,617	906	1,09,557	3,454	1,13,011
....	908	108	34,874	188	35,062
....	356	232	257	3,856	1,052	4,907
....	1,264	232	365	38,729	1,240	39,969
2,15,612	13,52,974	62,871	74,251	2,04,36,151	6,80,404	2,11,16,555

STATEMENT III-A.
PROFIT AND LOSS ACCOUNT.

Central Societies (lending to or dealing with other Societies only).

District or group.	Kind of Society.	PROFIT.				Loss.						Net profit + or loss —	REMARKS.
		Interest earned.	Gross profit on sales of stock.	Other items.	Total.	Interest paid and due.	Establishment and contingent charges paid and due.	Debts written off.	Depreciation of stock.	Other items.	Total.		
1	2	3	4	5	6	7	8	9	10	11	12	13	14
		Rs.	Rs.	Rs.	Rs.	Rs.	Rs.	Rs.	Rs.	Rs.	Rs.	Rs.	
Madras	Cash Limited Liability ..	1,83,253	7,156	1,90,418	1,27,715	7,925	533	1,36,173	+ 54,245	
Bombay	Ditto	59,364	85	1,108	60,557	19,657	7,951	223	129	27,959	+ 32,593	
Bengal	Ditto	21,849	486	22,335	12,622	1,222	727	14,571	+ 7,763	
United Provinces ..	Ditto	1,63,143	1,527	9,430	1,74,100	88,965	25,567	206	47	11,332	1,26,117	+ 47,983	
Punjab	Ditto	60,307	13	312	60,632	38,450	1,514	304	40,268	+ 20,364	
Burma	Ditto	87,420	10	87,429	65,767	3,956	85	2,072	71,880	+ 15,549	
Bihar and Orissa ..	Ditto	18,466	647	19,113	10,418	1,318	2,126	13,862	+ 5,250	
Assam	Ditto	10,125	13	10,138	5,610	474	6,084	+ 4,054	
Central Provinces ..	Ditto	25,342	562	25,904	13,969	2,422	132	16,522	+ 9,382	
Coorg	Ditto	
Ajmer	Ditto	10,362	10,362	5,600	553	6,154	+ 4,208	
	Total	6,39,631	1,625	19,734	6,50,989	3,88,773	52,902	206	355	17,355	4,59,590	+ 2,01,396	
Punjab	Cash Unlimited Liability	17,438	483	17,921	13,343	802	14,145	+ 3,776	
Bombay	Ditto	36	36	25	25	+ 11	
	Total	17,474	483	17,957	1,336	802	14,170	+ 3,787	
	GRAND TOTAL ..	6,57,105	1,625	20,217	6,68,946	40,214	53,704	206	355	17,355	4,73,760	+ 2,06,183	

N. B.—(1) The chief items in columns 5 and 11 should be specified in the column of remarks.

STATEMENT III-B.
PROFIT AND LOSS ACCOUNT.

Urban Societies.

District or group.	Kind of Society.	PROFIT.				Loss.						Net profit + or loss —	REMARKS.
		Interest earned.	Gross profit on sales of stock.	Other items.	Total.	Interest paid and due.	Establish- ment and contingent charges paid and due.	Debts written off.	Deprecia- tion of stock.	Other items.	Total.		
1	2	3	4	5	6	7	8	9	10	11	12	13	14
		Rs.	Rs.	Rs.	Rs.	Rs.	Rs.	Rs.	Rs.	Rs.	Rs.	Rs.	
Madras	Cash Limited Liability..	38,540	..	5,265	43,805	21,817	6,155	..	36	470	28,479	+ 15,327	
Bombay	Ditto	28,951	28	647	29,626	12,036	2,570	49	63	25	14,742	+ 14,884	
Bengal	Ditto	77,834	27,769	5,610	1,11,213	28,254	8,210	179	535	6,820	43,999	+ 67,214	
United Provinces	Ditto	2,11,307	2	2,554	2,13,863	1,05,514	34,852	3	1,191	8,391	49,951	+ 63,912	
Punjab	Ditto	2,964	9,071	1,575	13,610	640	5,161	95	517	638	7,051	+ 6,559	Includes figures for 2
Burma	Ditto	44,729	7	1,038	45,774	16,370	2,646	..	39	167	19,221	+ 26,553	other Limited Socie-
Bihar and Orissa	Ditto	5,472	10	298	5,780	1,236	605	288	2,129	+ 3,651	ties.
Assam	Ditto	18,737	..	437	19,174	6,729	1,748	66	..	82	8,625	+ 10,548	
Central Provinces	Ditto	8,744	..	389	9,133	2,766	1,342	13	..	112	4,232	+ 4,901	Includes figures for
Coorg	Ditto	Unlimited Liability
Ajmer	Ditto	Societies also.
	Total	4,37,278	36,887	17,813	4,91,978	1,95,362	63,289	405	2,381	16,993	2,78,420	+ 2,13,549	Ditto.
Central Provinces	Cash Unlimited Liability..	122	..	79	201	92	13	104	+ 96	
Bihar and Orissa	Ditto	874	..	27	901	372	13	385	+ 516	
Madras	Ditto	7,351	..	1,089	8,441	3,859	1,287	42	5,189	+ 3,252	
Bengal	Ditto	280	..	109	389	210	15	225	+ 164	
Bombay	Ditto	9,439	24	1,121	10,585	4,836	477	..	7	750	6,070	+ 4,202	
	Total	18,066	24	2,425	20,517	9,309	1,805	..	7	722	11,973	+ 8,230	
United Provinces	Other Limited Liability..	4,254	4,403	4,981	13,638	1,709	4,058	3,391	201	6,952	16,311	- 2,673	
Madras	Ditto	5,077	43,121	3,322	51,519	3,828	22,785	..	189	1,724	28,526	+ 22,994	
Bombay	Ditto	2	3,751	245	3,998	202	2,316	2,519	+ 1,478	
	Total	9,333	51,275	8,548	69,155	5,739	29,159	3,391	390	8,676	47,356	+ 21,799	
Madras	Other Unlimited Liability	95	812	307	1,213	329	327	..	217	171	1,045	+ 168	
Bombay	Ditto	809	1,857	2.7	2,942	422	441	..	1,443	12	2,313	+ 624	
	Total	904	2,669	584	4,155	751	768	..	1,660	183	3,363	+ 792	
	GRAND TOTAL	4,65,81	90,855	29,370	5,85,805	2,11,221	95,921	3,796	4,438	26,644	3,41,121	+ 2,44,370	

162 KSA

22

17

STATEMENT III-C.
PROFIT AND LOSS ACCOUNT.

Rural Societies.

District or group.	Kind of Society.	PROFIT.				Loss.						Net profit + or loss —	REMARKS.
		Interest earned.	Gross profit on sales of stock.	Other items.	Total.	Interest paid and due.	Establish- ment and contingent charges paid and due.	Debts written off.	Deprecia- tion of stock.	Other items.	Total.		
1	2	3	4	5	6	7	8	9	10	11	12	13	14
		Rs.	Rs.	Rs.	Rs.	Rs.	Rs.	Rs.	Rs.	Rs.	Rs.	Rs.	
Madras	Cash Unlimited Liability ..	2,62,785	19,681	2,82,466	1,94,695	20,085	7	1,069	2,15,857	+ 66,609	
Bombay	Ditto ..	80,782	54	9,056	89,892	44,555	8,109	1	120	685	53,471	+ 36,411.	
Bengal	Ditto ..	1,91,685	218	8,756	2,00,659	1,01,575	7,835	120	16	1,340	1,10,886	+ 89,773	
United Provinces ..	Ditto ..	3,31,300	724	10,235	3,42,259	2,30,880	44,078	24	13	10,081	2,85,076	+ 57,183	
Punjab	Ditto ..	4,02,460	6,952	23,694	4,33,106	1,80,473	12,724	82	2,095	1,95,374	+ 2,36,730	
Burma	Ditto ..	1,94,802	676	2,270	1,97,748	97,242	18,383	90	2,117	1,17,833	+ 79,915	
Bihar and Orissa ..	Ditto ..	79,519	38	4,867	84,424	51,369	2,146	30	17	884	54,446	+ 29,977	
Assam	Ditto ..	22,771	1,237	24,008	9,772	2,725	373	12,870	+ 11,030	
Central Provinces ..	Ditto ..	39,058	2,114	41,172	25,505	1,874	275	452	28,105	+ 13,066	
Coorg	Ditto ..	1,787	80	1,867	919	430	50	1,398	+ 469	
Ajmer	Ditto ..	12,505	14	5	12,524	8,944	2,160	11,104	+ 1,860	
	Total ..	16,19,454	8,676	81,995	17,10,126	9,45,929	1,22,549	540	255	19,146	10,86,420	+ 6,23,032	
Coorg	Cash Limited Liability ..	5,888	499	6,386	843	965	1,550	3,359	+ 3,027	
Madras	Ditto ..	3,503	375	3,879	2,269	708	80	3	3,060	+ 819	
	Total ..	9,391	874	10,265	3,112	1,673	80	1,553	6,419	+ 3,846	
United Provinces ..	Other Unlimited Liability ..	1,031	520	2	1,553	1,241	1,241	+ 312	
Bombay	Ditto ..	429	8	262	699	158	41	200	+ 499	
	Total ..	1,460	528	264	2,252	1,399	41	1,441	+ 811	
	GRAND TOTAL ..	16,30,305	9,204	83,133	17,22,643	9,50,440	1,22,264	540	335	22,700	10,94,281	+ 6,27,689	

N.B.—(1) The chief items in columns 5 and 11 should be specified in the column of remarks.
(2) Statistics should be compiled for districts or, if necessary, for groups within districts.

23

18

STATE
BALANCE SHEET AS AT THE
Central Societies (lending to or

Province.	Kind of Society.	ASSETS.								Loans from non-members.	Loans from other Societies.	Interest due on loans in columns 11 and 12.
		Cash in hand and bank.	Value of investments.	Loans due by members.	Loans due by other Societies.	Interest due on columns 5 and 6.	Value of stock in hand.	Other items.	Total assets.			
1	2	3	4	5	6	7	8	9	10	11	12	13
		Rs.	Rs.	Rs.	Rs.	Rs.	Rs.	Rs.	Rs.	Rs.	Rs.	Rs.
Madras ..	Cash Limited Liability.	1,41,689	..	27,235	30,38,980	59,547	..	32,926	33,00,377	15,24,864	90,870	24,932
Bombay ..	Ditto ..	11,4,416	..	4,09,263	6,77,383	29,259	5,905	2,493	12,69,719	..	-	-
Bengal ..	Ditto ..	75,421	58	..	2,86,641	10,748	..	45	3,15,413	1,82,646	4,867	4,475
United Provinces	Ditto ..	3,10,340	41,933	19,628	16,09,632	30,029	2,877	7,596	20,22,035	11,47,408	2,73,984	29,197
Punjab ..	Ditto ..	38,509	2,061	36,925	9,78,826	14,572	60	281	10,71,234	4,19,563	16,512	11,208
Burma ..	Ditto ..	902	48,019	..	13,44,432	..	475	3,950	13,97,778	12,22,506	28,280	-
Bihar and Orissa	Ditto ..	60,371	1,73,964	2,717	574	45	2,37,671	1,06,850	-	1,063
Assam ..	Ditto ..	2,916	88,365	7,246	98,528	77,150	-	3,364
Central Provinces	Ditto ..	30,636	4,075	46	5,34,349	15,998	98	5,280	5,90,482	64,236	1,77,714	2,210
Coorg ..	Ditto	-	-	-	-	-
Ajmer ..	Ditto ..	13,160	..	16,958	1,79,988	3,174	-	-	2,13,280	49,550	4,889	864
	Total ..	7,61,360	96,646	5,10,055	89,12,560	1,73,290	9,989	52,616	1,05,16,517	47,94,773	5,97,116	77,313
Punjab ..	Cash Unlimited Liability.	25,598	1,625	3,91,813	1,02,303	3,750	3,700	-	5,25,089	1,21,250	1,22,032	2,467
Bombay ..	Ditto	565	..	131	-	-	696	-	-	-
	Total ..	25,598	1,625	3,92,378	1,02,303	3,881	3,700	-	5,25,785	1,21,250	1,22,032	2,467
	GRAND TOTAL	7,86,958	98,271	9,02,433	90,14,863	1,77,171	13,689	52,616	1,10,42,302	49,16,023	7,19,148	79,780

PART IV-A.

END OF THE YEAR 1911-12.

(including with other Societies only).

LIABILITIES.												Profit + and loss —	REMARKS.
Loan from Government.	Interest due to Government.	Total of columns 11 to 15.	Share capital.	Deposits by members.	Interest due on members' deposits.	Divi- dends due to mem- bers.	Total due to members (columns 17 to 20).	Establishment and contingent char- ges.	Other items.	Reserve Fund.	Total liabilities.		
14	15	16	17	18	19	20	21	22	23	24	25	26	27
Rs.	Rs.	Rs.	Rs.	Rs.	Rs.	Rs.	Rs.	Rs.	Rs.	Rs.	Rs.	Rs.	
—	—	16,40,666	2,73,950	12,37,619	37,711	1,972	15,51,252	268	23,780	30,166	32,46,132	+ 54,245	
2,896	62	2,958	3,95,970	8,08,772	9,757	1,809	12,16,308	637	6,599	10,994	12,37,490	+ 32,223	
3,600	36	1,95,624	35,774	71,107	1,958	361	1,09,200	73	..	2,752	3,07,649	+ 7,764	
48,659	1,381	15,00,629	2,26,265	1,75,400	6,184	970	4,08,819	2,300	5,789	53,576	19,71,113	+ 50,922	
..	..	4,47,283	1,86,848	3,92,167	10,718	4,990	5,94,723	163	..	8,352	10,50,521	+ 20,713	
43,557	..	12,94,343	85,015	851	85,866	2,020	13,82,229	+ 15,549	
..	..	1,07,913	35,581	82,215	2,563	1,662	1,22,021	..	196	2,290	2,32,420	+ 5,251	
..	..	80,514	12,000	12,000	19	511	1,430	94,474	+ 4,054	
..	..	2,44,160	2,49,986	72,218	1,707	101	3,24,012	12	8,874	3,961	5,81,019	+ 9,461	
..	
..	..	55,303	21,325	1,29,510	2,686	..	1,53,521	229	2,09,053	+ 4,227	
98,712	1,479	55,69,393	15,22,714	22,69,859	73,284	11,865	47,77,722	3,472	45,749	1,15,770	1,03,12,100	+2,04,409	
..	..	2,45,749	41,982	2,31,206	1,971	1,417	2,76,576	14	..	1,306	5,23,645	+ 1,454	
244	8	252	..	300	59	..	359	74	685	+ 11	
244	8	2,46,001	41,982	2,31,506	2,030	1,417	2,76,935	14	..	1,380	5,24,330	+ 1,465	
98,956	1,487	58,15,394	17,64,696	25,01,365	75,314	13,282	50,54,657	3,486	45,749	1,17,150	1,10,36,430	+2,05,874	

Province.	Kind of Society.	Cash in hand and bank.	Value of investments.	Loans due by members.	Loan due by other Societies.	Interest due on columns 5 and 6.
1	2	3	4	5	6	7
		Rs.	Rs.	Rs.	Rs.	Rs.
Madras	Cash Limited	33,169	---	4,47,737	9,304	7,307
Bombay	Ditto	27,287	2,658	3,40,709	10,220	12,790
Bengal	Ditto	57,807	16,469	4,43,283	3,20,791	29,086
United Provinces	Ditto	3,22,765	3,01,586	8,29,520	7,81,082	52,583
Punjab	Ditto	14,848	1,529	55,949	11,428	1,070
Burma	Ditto	42,422	3,890	3,31,136	25,150	---
Bihar and Orissa	Ditto	5,993	392	48,095	100	2,203
Assam	Ditto	19,294	4,851	1,26,514	49,862	7,826
Central Provinces	Ditto	9,836	8,046	63,180	2,567	2,401
Coorg	Ditto	---	---	---	---	---
Ajmer	Ditto	---	---	---	---	---
	Total	5,33,421	3,39,421	26,86,123	12,10,504	1,15,266
Central Provinces	Unlimited	79	12	4,213	---	85
Bihar and Orissa	Ditto	284	152	4,342	---	499
Madras	Ditto	3,515	---	1,14,605	---	1,725
Bengal	Ditto	571	18	1,320	---	78
Bombay	Ditto	4,913	581	93,982	---	1,769
	Total	9,362	763	2,18,462	---	4,157
United Provinces	Other Limited Liability	5,435	7,642	23,984	---	717
Madras	Ditto	41,394	---	39,728	15,500	1,684
Bengal	Ditto	10,725	---	14,668	---	14
Bombay	Ditto	73	---	508	---	---
	Total	57,627	7,642	78,888	15,500	2,415
Madras	Other Unlimited Liability	77	---	430	---	33
Bombay	Ditto	704	198	5,333	---	376
	Total	781	198	5,763	---	409
	GRAND TOTAL	6,01,191	3,48,024	29,89,236	12,26,004	1,22,246

STATEMENT IV-B.

BALANCE SHEET AS AT THE END OF THE YEAR 1911-12.

Urban Societies.

ASSETS.			LIABILITIES.		
Value of stock in hand.	Other items.	Total assets.	Loans from non-members.	Loans from other Societies.	Interest due on columns 11 and 12.
8	9	10	11	12	13
Rs.	Rs.	Rs.	Rs.	Rs.	Rs.
179	9,258	5,06,954	1,57,220	39,350	4,948
1,952	8,579	4,04,195	31,239	1,364	1,461
959	3,908	8,72,303	2,77,933	7,341	11,027
2,935	40,616	23,31,087	13,06,547	2,23,935	43,319
33,933	2,195	1,20,972	7,866	5,921	162
723	499	4,03,820	61,117	1,12,100
22	238	57,043	550	2,710	56
....	445	2,08,792	67,759	4,069	2,447
91	4,918	91,039	13,253	10,000	150
....
....
40,814	70,656	49,96,205	19,23,484	4,06,790	63,570
....	4,389	4,107	64
1	1	5,279	642	2,631	69
111	202	1,20,158	30,988	25,850	838
1,057	3,044	950	400	172
1,358	2	1,02,605	2,882	3,950	203
2,527	205	2,35,475	35,462	36,938	1,346
29,712	29,842	97,332	16,459	7,350	178
58,975	44,055	2,01,336	42,928	---	323
20,061	2,203	47,673	1,517	---	4
7,359	7,940	2,038	---	98
1,16,107	76,100	3,54,281	62,942	7,350	603
1,136	3,297	4,973	3,633	600	114
5,332	81	12,024	1,554	1,700	6
6,468	3,378	16,997	5,187	2,300	120
1,65,896	1,50,339	56,02,958	20,27,075	4,53,378	65,639

STATE
BALANCE SHEET AS AT THE
Rural

		ASSETS.										
Province.	Kind of Society.	Cash in hand and bank.	Value of investment.	Loans due by members.	Loans due by other Societies.	Interest due on columns 5 and 6.	Value of stock in hand.	Other items.	Total assets.	Loans from non-members.	Loans from other Societies.	Interest due on loans in columns 11 and 12.
1	2	3	4	5	6	7	8	9	10	11	12	13
		Rs.	Rs.	Rs.	Rs.	Rs.	Rs.	Rs.	Rs.	Rs.	Rs.	Rs.
Madras	Cash Unlimited Liability.	86,947	--	34,77,854	10,715	1,14,683	..	7,621	36,97,820	2,71,578	28,65,071	60,044
Bombay	Ditto	63,033	2,355	12,50,776	500	48,672	931	415	13,66,682	50,693	6,21,961	14,415
Bengal	Ditto	62,062	36,034	13,55,823	12,120	1,35,178	3,284	20,282	16,24,783	1,65,154	7,04,428	44,397
United Provinces	Ditto	1,11,635	75,932	23,55,587	26,817	92,492	7,004	45,824	27,15,291	1,92,436	19,26,532	42,183
Punjab	Ditto	3,82,773	54,415	50,58,526	7,30,485	2,03,427	44,227	4,454	64,78,307	8,62,649	18,40,126	44,145
Burma	Ditto	23,433	29,410	17,82,718	..	63	3,311	13,107	18,52,042	25,151	11,76,063	60
Bihar and Orissa	Ditto	61,763	17,401	5,28,293	2,844	49,565	1,634	584	6,62,084	3,01,506	1,63,959	25,001
Assam	Ditto	23,115	2,243	1,87,251	1,735	8,607	..	6	2,22,957	1,885	47,777	1,798
Central Provinces	Ditto	30,068	23,124	3,52,820	1,810	21,766	88	1,413	4,31,089	14,730	3,22,054	14,456
Coorg	Ditto	3,863	1,238	15,765	20,866
Ajmer	Ditto	514	..	2,08,994	7,439	4,394	2,21,341	800	1,79,988	2,590
	Total	8,49,206	2,42,152	1,65,74,407	7,94,465	6,78,843	60,479	93,706	1,92,93,262	18,86,582	98,47,959	2,49,089
Coorg	Cash Limited Liability.	3,110	9,266	46,551	58,927
Madras	Ditto	3,116	..	38,482	..	2,356	25	475	44,454	10,097	11,450	382
	Total	6,226	9,226	85,033	..	2,356	25	475	1,03,381	10,097	11,450	382
United Provinces	Other Unlimited Liability.	37	..	11,401	..	185	..	5,387	17,010	..	15,598	180
Bombay	Ditto	1,434	..	2,644	..	371	14	..	4,463
	Total	1,471	..	14,045	..	556	14	5,387	21,473	..	15,598	180
	GRAND TOTAL..	8,56,903	2,51,378	1,66,73,485	7,94,465	6,81,759	60,518	99,568	1,94,18,116	18,96,679	98,75,007	2,49,651

STATEMENT IV-C.

STATEMENT OF THE YEAR 1911-12.

Societies.

LIABILITIES.													REMARKS.
Loans from Government.	Interest due to Government.	Total of columns 11 to 15.	Share capital.	Deposits by members.	Interest due on members' deposits.	Dividend due to members.	Total due to members (columns 17 to 20).	Establishment and contingent charges.	Other items.	Reserve fund.	Total liabilities.	Profit + and loss —	
14	15	16	17	18	19	20	21	22	23	24	25	26	27
Rs.	Rs.	Rs.	Rs.	Rs.	Rs.	Rs.	Rs.	Rs.	Rs.	Rs.	Rs.	Rs.	Rs.
2,400	742	32,29,835	2,52,048	1,39,530	4,622	--	3,96,199	234	2,432	2,763	36,31,463	+ 66,357	
8,304	3,228	8,98,601	800	3,58,477	13,841	76	3,73,194	1,828	10	56,642	13,30,275	+ 36,407	
1,82,642	6,382	11,03,003	24,319	2,61,581	12,497	4	2,98,400	61	622	1,32,924	15,35,009	+ 80,774	
20,034	322	21,81,507	1,91,855	1,45,826	7,910	--	3,45,591	9,144	3,164	1,18,702	26,58,108	+ 57,183	
69,976	1,138	28,18,034	14,12,916	10,20,935	20,803	--	24,54,654	1,721	12,546	1,37,052	54,24,007	+ 10,54,300	
1,84,722	--	13,85,996	2,78,620	34,304	--	--	3,12,923	57	157	74,243	17,73,376	+ 78,666	
10,841	189	5,01,496	15,646	54,738	2,230	--	72,615	--	66	57,930	6,32,108	+ 29,976	
44,821	619	96,900	210	88,378	3,765	--	92,353	141	--	22,524	2,11,918	+ 11,039	
2,300	91	3,53,631	5,025	33,730	818	413	39,986	361	156	22,580	4,16,714	+ 14,375	
900	--	900	3,315	14,955	--	--	18,270	--	--	1,705	20,875	-- 9	
--	--	1,83,378	35,980	--	57	--	36,037	--	--	--	2,19,415	+ 1,926	
7,56,940	12,711	1,27,53,281	22,20,734	21,52,454	66,543	493	44,40,222	13,547	19,153	6,27,065	1,78,53,268	+ 14,39,934	
3,279	--	3,279	28,096	13,680	--	2,364	44,140	--	--	10,497	57,916	+ 1,011	
3,630	55	25,614	11,281	6,383	225	--	17,889	24	--	109	43,636	+ 818	
6,909	55	28,893	39,377	20,063	225	2,364	62,029	24	--	10,606	1,01,552	+ 1,829	
--	--	15,778	421	3	--	--	424	--	496	--	16,698	+ 312	
878	2	880	--	2,083	271	4	2,358	77	--	647	3,962	+ 501	
878	2	16,658	421	2,086	271	4	2,782	77	496	647	20,660	+ 813	
7,64,727	12,768	1,27,98,832	22,60,532	21,74,603	67,039	2,861	45,05,033	13,648	19,649	6,38,318	1,79,75,480	+ 14,42,576	

TABLE OF CONTENTS.

					PAGE.
I. EXPLANATORY NOTE	--	--	--	--	1
II. ABSTRACT STATEMENTS	..	--	..	--	2
III. GENERAL STATEMENTS	--	..	--	--	6