

## CONTENTS.

### Reports

#### Education in India, 1927-1932.

- |    |                                    |                |               |
|----|------------------------------------|----------------|---------------|
| 1. | do.                                | 1927-28. T. 2y | G0 pp. 72.    |
| 2. | do.                                | 1928-29. T. 2y | G1 pp. 74.    |
| 3. | do.                                | 1929-30. T. 2y | G2 pp. 76.    |
| 4. | do. <sup>10th</sup> (Quinquennial) | 1927-32. T. 2y | G3 pp. 273.   |
| 5. | do. (Supplement)                   | " T. 2y        | G3.2 pp. 246. |

-----

**EDUCATION, INDIA.**

---

**EDUCATION IN INDIA**

**IN**

**1927-28.**



**CALCUTTA: GOVERNMENT OF INDIA  
CENTRAL PUBLICATION BRANCH  
1930**

*Price Rs. 1-12 or 3s.*

**Government of India Publications are obtainable from the Government of India Central Publication Branch, 3, Government Place, West, Calcutta, and from the following Agents :—**

**EUROPE.**

OFFICE OF THE HIGH COMMISSIONER FOR INDIA, INDIA HOUSE, ADELPHI, LONDON, W. O. 2.

And at all Booksellers.

**INDIA AND CEYLON : Provincial Book Depôts.**

- MADRAS:**—Superintendent, Government Press, Mount Road, Madras.  
**BOMBAY:**—Manager, Government Book Depôt, Chattri Road Gardens, Queen's Road, Bombay.  
**SIND:**—Library attached to the Office of the Commissioner in Sind, Karachi.  
**BENGAL:**—Bengal Secretariat Book Depôt, Writers' Buildings, Room No. 1, Ground Floor, Calcutta.  
**UNITED PROVINCES OF AGRA AND OUDH:**—Superintendent of Government Press, United Provinces of Agra and Oudh, Allahabad.  
**PUNJAB:**—Superintendent, Government Printing, Punjab, Lahore.  
**BURMA:**—Superintendent, Government Printing, Buzza, Rangoon.  
**CENTRAL PROVINCES AND BIHAR:**—Superintendent, Government Printing, Central Provinces, Nagpur.  
**ASSAM:**—Superintendent, Assam Secretariat Press, Shillong.  
**BIHAR AND ORISSA:**—Superintendent, Government Printing, Bihar and Orissa, P. C. Gulzarbagh, Patna.  
**COORG:**—Office of the Chief Commissioner of Coorg, Bangalore.  
**NORTH-WEST FRONTIER PROVINCE:**—Manager, Government Printing and Stationery, Peshawar.

- Thacker Spink & Co., Calcutta and Simla.  
 W. Newman & Co., Ltd., Calcutta.  
 B. K. Lahiri & Co., Calcutta.  
 The Indian School Supply Depôt, 809, Bow Bazar Street, Calcutta.  
 Buterworth & Co. (India), Ltd., Calcutta.  
 M. C. Sarcar & Sons, 18, College Square, Calcutta.  
 Standard Literature Company, Ltd., Calcutta.  
 Association Press, Calcutta.  
 Chakraverty, Chatterjee & Co., Ltd., 12, College Square, Calcutta.  
 The Book Company, Calcutta.  
 James Murray & Co., 12, Government Place, Calcutta. (For Meteorological Publications only.)  
 Ray Chaudhury & Co., 68-5, Ashutosh Mukherji Road, Calcutta.  
 Scientific Publishing Co., 9, Taltolla Lane, Calcutta.  
 Chatterjee & Co., 204, Cornwallis Street, Calcutta.  
 Standard Law Book Society, 5-2, Hastings Street, Calcutta.  
 The Hindu Library, 2, Nandalal Mullick Lane, Calcutta.  
 Kamala Book Depôt, Ltd., 15, College Square, Calcutta.  
 Kali Charan & Co., Municipal Market, Calcutta.  
 Bengal Flying Club, Dum Dum Cantt., on Aviation.  
 B. C. Basak, Bsq., Proprietor, Albert Library, Dacca.  
 Mitra Brothers, Rajshahi.  
 Higginbothams, Madras.  
 Robhouse & Sons, Madras.  
 G. A. Nateson & Co., Publishers, George Town, Madras.  
 Theosophical Publishing House, Adyar, Madras.  
 P. Vardachary & Co., Madras.  
 S. Murthy & Co., Madras.  
 City Book Co., Madras.  
 Bright & Co., Trivandrum.  
 The Booklover's Resort, Taluk, Trivandrum, South India.  
 E. M. Gopalakrishna Koss, Padmanadapuram, Madras.  
 Central Book Depôt, Madras.  
 Eljapur & Co., Visagapatam.  
 Thacker & Co., Ltd., Bombay.  
 D. B. Taraporevala Sons & Co., Bombay.  
 Sunder Pandurang, Bombay.  
 Rama Chandra Govind & Sons, Kalbadevi Road, Bombay.  
 N. M. Tripathi & Co., Booksellers, Princess Street, Kalbadevi Road, Bombay.  
 New & Secondhand Bookshop, Kalbadevi Road, Bombay.  
 Mrs. Radhsbai Atmarau Begoo, Kalbadevi Road, Bombay.  
 J. M. Pandia & Co., Bombay.  
 Gatal & Co., Bombay.  
 A. H. Wheeler & Co., Allahabad, Calcutta and Bombay.  
 S. Govind & Co., Sandhurst Road, Gurgaon, Bombay.  
 Bombay Book Depôt, Gurgaon, Bombay.  
 Bennett Coleman & Co., Ltd., The Times of India Press, Bombay.  
 Proprietor, New Kitabkhana, Poona.  
 The Manager, Oriental Book Supplying Agency, 15, Shukrawar, Poona City.  
 Rama Krishna Bros., Opposite Vahrambag, Poona City.  
 S. P. Bookstall, 21, Budhwar, Poona.  
 Mangaldas & Sons, Booksellers and Publishers, Bhaga Talao, Surat.  
 The Standard Book and Stationery Co., 32-33, Arab Road, Peshawar.  
 E. B. Umadkar & Co., The Bharat Book Depôt, Dharwar.  
 The Students Own Book Depôt, Dharwar.  
 Shri Shankar Karnataka Pustaka Bhandara Malamuffdi, Dharwar.

- The Standard Bookstall, Karachi, Quetta, Delhi, Murree and Rawalpindi.  
 The Karachi Book Depôt, Elphinstone Street, Camp, Karachi.  
 The English Bookstall, Karachi.  
 The Standard Bookstall, Quetta.  
 U. F. Mahotra & Co., Quetta.  
 J. Ray & Sons, 42, K. & L., Edwardes Road, Rawalpindi, Murree and Lahore.  
 The Standard Book Depôt, Lahore, Nainital, Mussoorie, Dalhousie, Ambala Cantonment and Delhi.  
 N. B. Mather, Supdt., Nasir Kanan Hind Press, Allahabad.  
 The North India Christian Tract and Book Society, 18, Olive Road, Allahabad.  
 Ram Dayal Agarwala, 184, Katra, Allahabad.  
 Ram Narsain Lal, Katra, Allahabad.  
 The Indian Army Book Depôt, Dayalbagh, Agra.  
 Narayan & Co., Mason Road, Cawnpore.  
 The Indian Army Book Depôt, Jullundur City, Daryaganj, Delhi.  
 Manager, Newal Kishore Press, Lucknow.  
 The Upper India Publishing House, Ltd., Literature Palace, Amudnana Park, Lucknow.  
 Rai Sahib M. Gulab Singh & Sons, Muft-i-Am Press, Lahore and Allahabad.  
 Rama Krishna & Sons, Booksellers, Anarkali, Lahore.  
 Puri Brothers, Booksellers and Publishers, Katcheri Road, Lahore.  
 The Tilak School Bookshop, Lahore.  
 The Standard Bookstall, Lahore.  
 The Proprietors, Punjab Sanskrit Book Depôt, Saidminna Street, Lahore.  
 The Insurance Publicity Co., Ltd., Lahore.  
 The Punjab Religious Book Society, Lahore.  
 The Commercial Book Coy., Lahore.  
 The University Book Agency, Kachari Road, Lahore.  
 Manager of the Imperial Book Depôt, 62, Chandney Chowk Street, Delhi.  
 Fome Book Agency, New Delhi.  
 Oxford Book and Stationery Company, Delhi, Lahore, Simla, Meerut and Calcutta.  
 Supdt., American Baptist Mission Press, Rangoon.  
 The Modern Publishing House, Ltd., 30, Phayre Street, Rangoon.  
 Burma Book Club, Ltd., Rangoon.  
 Manager, The "Hitarada", Nagpur.  
 Bhisey Brothers, Booksellers and Stationers, Sitabdi, Nagpur.  
 S. C. Talukdar, Proprietor, Students & Co., Cooh Behar.  
 The Manager, Ceylon Observer, Colombo.  
 The Manager, The Indian Book Shop, Benares City, Nandkishore & Bros., Chowk, Benares City.  
 The Srivilliputtur Co-operative Trading Union, Ltd., Srivilliputtur (S. I. R.).  
 Raghunath Prasad & Sons, Patna City.  
 The Students' Emporium, Patna.  
 K. L. Mathur & Bros., Guzri, Patna City.  
 Kamala Book Store, Bunkipore, Patna.  
 G. Banerjee & Bros., Ranchi.  
 Dandekar Brothers, Indore City.  
 Pustakalaya Sahayee Sahakari, Ltd., Baroda.  
 M. O. Kotbani, Raipura Road, Baroda.  
 The Hyderabad Book Depôt, Chaderghat, Hyderabad (Deccan).  
 Thakar & Co., Amroli.  
 S. Krishnaswamy & Co., Teppakulam P. O., Trichinopoly Fort.  
 National College Teachers' Union Book Depôt, Trichinopoly.  
 Superintendent, Bangalore Press, Lake View, Mysore Road, Bangalore City.  
 Steinstadt, Jerusalem.

## CONTENTS.

|   | PAGE. |
|---|-------|
| I. General Summary . . . . .                            | 1     |
| II. University Education . . . . .                      | 10    |
| III. Secondary Education . . . . .                      | 19    |
| IV. Primary Education (Boys) . . . . .                  | 24    |
| V. The Education of Girls . . . . .                     | 29    |
| VI. Professional and Technical Education . . . . .      | 33    |
| VII. Education of Europeans and Anglo-Indians . . . . . | 37    |
| VIII. Education of Muhammadans . . . . .                | 39    |
| IX. Education of the Depressed Classes . . . . .        | 42    |
| X. Miscellaneous . . . . .                              | 45    |
| <b>APPENDIX—</b>  |       |
| General Educational Tables, 1927-28 . . . . .           | 49    |



## **PREFACE.**

This report contains statistics for education in British India for the year April 1, 1927, to March 31, 1928, the latest year for which reports from all provinces are available. It gives a brief account of the chief educational developments recorded in the various provincial reports for that year. A much more detailed account of the progress of education in British India in recent years will be found in the quinquennial report on education for the years 1922-27 which was published in September, 1929.

**A. H. MACKENZIE,**

*Offg. Educational Commissioner  
with the Government of India.*

**SIMLA :**

*June, 1930.*

Royal Society. Physical training for students has been made compulsory.

*Andhra University.*—The Academic Council accepted the proposal of a resolution passed by the Senate that there should be separate courses for women alternative to the courses for men. The Syndicate has appointed a committee to give effect to the resolution. On the recommendation of the Academic Council and the Senate, the Syndicate is taking action to introduce compulsory physical training and regular medical inspection of students in all affiliated colleges.

*Benares Hindu University.*—The University has broken away from the traditions of Indian universities by providing advanced courses which prepare for industrial life. The diploma of the Engineering College is now recognised by employers as a guarantee of a sound training in mechanical and electrical engineering. Seth Ghanshyam Das Birla gave a donation of Rs. 50,000 towards the establishment of a Hindi Publication Board and an endowment of Rs. 50,000 for scholarships for women students. The Government of the United Provinces gave a recurring grant of Rs. 50,000 to enable the University to maintain a Department of Ayurvedic Medicine. The general financial condition of the University continued to be unsatisfactory.

*Bombay University.*—In 1923-24, 7,532 candidates appeared for the admission examination of the University and 4,362 passed. Of the latter 2,739 joined the first year class of colleges. The number who passed a degree examination four years later (*i.e.*, in 1927-28) was 883. These figures illustrate the statement made by the Hartog Committee that "Indian universities are burdening themselves and are allowing their constituent and affiliated colleges to burden themselves with a very large number of students who have little or no chance of completing a university course successfully". A new University Act was passed. Its chief provisions were to extend the elective principle for the composition of the various bodies of the University and to entrust the academic work to a newly constituted body, the Academic Council. The extension of the elective principle has not been an unmixed blessing as it has "brought into the University many of the evils that appear to be incidental to the elective system".

*Calcutta University.*—The University of Calcutta continued its work on the lines of previous years under the guidance of Mr. J. N. Sarkar, C.I.E. No decision has yet been arrived at with regard to the question of the reconstitution of the University on the basis of the recommendations of the Sadler Commission. There were 950 students in the post-graduate department.

*Dacca University.*—The most noteworthy event of the year was the sanction given by the Government of Bengal to the construction of a Muslim Hall at an estimated cost of over Rs. 9 lakhs. Proposals were worked out and submitted to the Government for the establishment of a Department of Botany and

**Bacteriology** for the purpose of introducing higher instruction in agriculture. A start has been made with the establishment of a **University Training Corps** which is to consist of a unit of two platoons at Dacca.

*Delhi University.*—The University was faced with problems of accommodation and finance. Great difficulty was experienced in housing the Law Hall and in making suitable arrangements for the teaching of practical classes in physics and chemistry. Although rigid economy was exercised, the University was, as in the previous year, faced with an excess of expenditure over income. The Government of India appointed a committee to consider (1) the allocation of a permanent site for the University buildings, their character, construction and equipment, and (2) the extent and nature of the assistance which the Governor General in Council might give to the University. Its report was under the consideration of the Government of India at the close of the year.

*Lucknow University.*—As a result of a policy of retrenchment and of efforts to raise subscriptions the finances of the University are in a satisfactory condition. The amount of research work to the credit of various departments of the University during the year was creditable and the scheme of extension lectures was further developed. All students are now medically examined on admission and physical training is compulsory for all undergraduates.

*Madras University.*—With the establishment of new departments and the re-organisation of the existing ones the activities of the University for the promotion of advanced studies and research in various branches of learning have been considerably strengthened and enlarged during the year. A scheme of compulsory medical inspection was introduced and the Senate sanctioned funds for putting into effect a scheme for compulsory physical training. The popularity of the University Training Corps is shown by the fact that the number of students who volunteered for enlistment was more than three times the required number of recruits.

*Nagpur University.*—Sir B. K. Bose was re-elected Vice Chancellor. The buildings were completed during the year and provide a dignified home for the University. The formation of a **University Training Corps**, consisting of two companies, was sanctioned by the Government of India. The government maintenance grant was reduced from Rs. 50,000 to Rs. 45,000 by a vote of the Legislative Council. "The result of the cut was that the University sports were not held and University extension lectures were not arranged during the year."

*Patna University.*—The most important development during the year was the opening of the Science College at Patna. The completion of this building provides Patna with modern facilities for university work in science and has set free at the Patna College accommodation which was urgently required to meet the pressing demands for admission to arts courses.

*Punjab University.*—The Director of Public Instruction comments forcibly on the standard of the matriculation examination which he says “requires considerable overhauling to be effective as an educational test”. The opening of government intermediate colleges has led to an increased demand for degree education at the Government College, Lahore, which had an enrolment of about 900 students in a building which was designed about 50 years ago to accommodate only 300 students. Students show an increasing tendency to proceed to the M.A. or M.Sc. degree. This is said to be largely due to economic reasons as the market value of a B.A. or B.Sc. is now so low “as to offer small inducement to cease education at this stage”. The honours schools of the University continued their activities in scientific, historical and oriental research, but it is reported that the standard of physics, as a whole, is far below what it should be in a university.

*Rangoon University.*—The public of Burma responded magnificently to an appeal for funds for the University. The amount standing to the credit of the endowment fund at the end of the year was approximately Rs. 48 lakhs. Rapid progress was made with the buildings of the University and at the end of the year residential accommodation for 750 students was ready besides many class rooms, bungalows and administrative offices.

*Indian Institute of Science.*—The total expenditure of the Indian Institute of Science in 1927-28 was Rs. 5,41,093. The main sources of income were endowments (Rs. 2,82,489) and government grants—Rs. 1,50,000 from the Government of India, Rs. 50,000 from the Government of Mysore and Rs. 20,000 from the Government of Hyderabad. The total number of students was 100 and during the year 20 students obtained appointments, the majority as technical assistants in important firms. The quality of the work done at the Institute is revealed by the fact that staff and students read as many as 43 papers at the Indian Science Congress, Calcutta.

*Indian students in Great Britain.*—The Education Department of the office of the High Commissioner is, under the administration of Dr. Quayle, doing very valuable work on behalf of Indian students. During the year the officers of the Department interviewed 1,471 students, of whom 313 were formally under the charge of the Department. For the session 1927-28 admission to educational institutions was arranged in 338 cases out of 429 applications. The High Commissioner during the financial year 1927-28 administered £20,000 on behalf of parents and guardians who entrusted students to his charge. A satisfactory feature of the utility of the Department is that students do not merely seek its help on first arrival in England in order to obtain admission to educational institutions but now voluntarily keep in close touch with the Department throughout their period of stay and training in Great Britain. The report on the working of the Department says, “It may fairly be deduced that a good proportion of the

Indian students who come to Europe for further study have received sound instruction in their chosen subjects, and the success which attends them here is thus a tribute to the training which they have received at their Indian universities. The students who distinguish themselves are those who come here knowing exactly what they want to do; they apply themselves assiduously to their task, and having completed it return to their own homes. It is perhaps unnecessary to say that students of this type receive a ready welcome at most of the British universities, and their very successes pave the way for the admission of others". Unfortunately this is not true of all. There are still too many unsatisfactory students—those who proceed to England with little or no idea of what they want to do and those who do not possess the necessary preliminary minimum qualifications for training at a British university. These make what is sometimes called the Indian student problem. The only remedy is for Indian parents or guardians to make the fullest possible inquiries before deciding to send their sons or wards to England. Since 1921-22, when education became a transferred subject, the number of Government scholars in England has increased from 85 to 195. The large increase in the number of the scholars reflects the efforts made by the provincial governments to provide for the development of education.

(a) Number of University Graduates and Undergraduates.

| Province.        | Year.   | NUMBER OF GRADUATES IN |      |           |              |            |           |              | NUMBER OF UNDERGRADUATES IN |                   |           |              |                                    | Total. |                  |
|------------------|---------|------------------------|------|-----------|--------------|------------|-----------|--------------|-----------------------------|-------------------|-----------|--------------|------------------------------------|--------|------------------|
|                  |         | Arts and Science.      | Law. | Medicine. | Engineering. | Education. | Commerce. | Agriculture. | Other Faculties.            | Arts and Science. | Medicine. | Engineering. | Oriental Languages and Literature. |        | Other Faculties. |
| Madras           | 1916-17 | 1,243                  | 184  | 16        | 15           | 107        | ...       | ...          | ...                         | 9,625             | 259       | 90           | ...                                | ...    | 11,479           |
|                  | 1921-22 | 1,178                  | 940  | 44        | 15           | 256        | ...       | ...          | ...                         | 8,425             | 381       | 144          | ...                                | ...    | 10,781           |
|                  | 1926-27 | 1,027                  | 283  | 46        | 23           | 172        | ...       | 20           | ...                         | 11,566            | 537       | 152          | ...                                | 115    | 13,941           |
|                  | 1927-28 | 2,020                  | 313  | 54        | 13           | 261        | ...       | 19           | ...                         | 15,919            | 629       | 24           | 728                                | ...    | 20,196           |
| Bombay           | 1916-17 | 678                    | 158  | 78        | 47           | 32         | 26        | 30           | 4,702                       | 614               | 189       | ...          | 305                                | 6,884  |                  |
|                  | 1921-22 | 775                    | 303  | 132       | 35           | 29         | 31        | 46           | 4,478                       | 1,349             | 174       | ...          | 315                                | 7,667  |                  |
|                  | 1926-27 | 1,150                  | 286  | 218       | 65           | 43         | 57        | 29           | 6,743                       | 1,210             | 303       | ...          | 396                                | 10,497 |                  |
|                  | 1927-28 | 927                    | 398  | 176       | 70           | 42         | 47        | 41           | 6,690                       | 578               | 306       | ...          | 406                                | 9,685  |                  |
| Bengal           | 1916-17 | 2,233                  | 468  | 125       | 6            | 50         | ...       | ...          | 17,866                      | 984               | 78        | ...          | ...                                | 21,830 |                  |
|                  | 1921-22 | 2,726                  | 504  | 148       | 12           | 86         | ...       | ...          | 16,851                      | 1,667             | 63        | ...          | ...                                | 22,314 |                  |
|                  | 1926-27 | 2,243                  | 786  | 263       | 27           | 105        | 61        | ...          | 24,332                      | (a)               | (a)       | ...          | 46                                 | 27,917 |                  |
|                  | 1927-28 | 2,536                  | 591  | 196       | 36           | 122        | 53        | ...          | 21,200                      | (b) 478           | 208       | ...          | 42                                 | 25,478 |                  |
| United Provinces | 1916-17 | 675                    | 649  | 51        | ...          | 35         | ...       | 11           | 4,537                       | 137               | -         | ...          | 37                                 | 6,182  |                  |
|                  | 1921-22 | 995                    | 416  | 44        | ...          | 108        | ...       | 5            | 4,803                       | 314               | 94        | 199          | 475                                | 7,453  |                  |
|                  | 1926-27 | 1,664                  | 769  | 37        | 81           | 125        | 97        | ...          | 3,685                       | 221               | 223       | 316          | 184                                | 7,492  |                  |
|                  | 1927-28 | 1,603                  | 769  | 32        | 62           | 149        | 90        | 13           | 3,833                       | 367               | 205       | 308          | 323                                | 7,965  |                  |
| Punjab           | 1916-17 | 612                    | 69   | 16        | ...          | 40         | ...       | ...          | 1,362                       | 76                | ...       | 625          | ...                                | 2,800  |                  |
|                  | 1921-22 | 745                    | 190  | 56        | ...          | 43         | ...       | 14           | 4,147                       | 377               | ...       | 96           | 223                                | 5,900  |                  |
|                  | 1926-27 | 894                    | 176  | 44        | ...          | 69         | ...       | 30           | 7,037                       | 555               | ...       | ...          | 160                                | 8,085  |                  |
|                  | 1927-28 | 921                    | 197  | 45        | ...          | 80         | ...       | 16           | 7,575                       | 531               | ...       | ...          | 231                                | 9,666  |                  |

(a) Information not available. (b) Excludes figures of the Calcutt Medical College.

(a) *Number of University Graduates and Undergraduates—concl'd.*

| Province.                    | Year.   | NUMBER OF GRADUATES IN |       |           |              |            |           |              | NUMBER OF UNDERGRADUATES IN |                   |           |              |                                    | Total. |
|------------------------------|---------|------------------------|-------|-----------|--------------|------------|-----------|--------------|-----------------------------|-------------------|-----------|--------------|------------------------------------|--------|
|                              |         | Arts and Science.      | Law.  | Medicine. | Engineering. | Education. | Commerce. | Agriculture. | Other Faculties.            | Arts and Science. | Medicine. | Engineering. | Oriental Languages and Literature. |        |
| Burma                        | 1916-17 | 53                     | ...   | ...       | ...          | ...        | ...       | ...          | 682                         | ...               | ...       | ...          | ...                                | 735    |
|                              | 1921-22 | 69                     | 17    | ...       | ...          | ...        | ...       | ...          | 214                         | ...               | ...       | ...          | 144                                | 444    |
|                              | 1926-27 | 92                     | 19    | ...       | ...          | ...        | ...       | ...          | 1,254                       | 65                | 41        | ...          | 8                                  | 1,479  |
|                              | 1927-28 | 125                    | 25    | ...       | ...          | ...        | ...       | ...          | 1,420                       | 69                | 22        | ...          | 11                                 | 1,701  |
| Bihar and Orissa             | 1916-17 | 232                    | 25    | ...       | ...          | 6          | ...       | ...          | 2,534                       | ...               | ...       | ...          | ...                                | 2,797  |
|                              | 1921-22 | 265                    | 72    | ...       | ...          | 16         | ...       | ...          | 2,252                       | ...               | ...       | ...          | 15                                 | 2,620  |
|                              | 1926-27 | 357                    | 228   | 6         | ...          | 30         | ...       | ...          | 3,511                       | 153               | 71        | ...          | ...                                | 4,356  |
|                              | 1927-28 | 406                    | 257   | 18        | ...          | 6          | ...       | ...          | 3,656                       | 186               | 97        | ...          | ...                                | 4,620  |
| Central Provinces and Berar  | 1916-17 | 118                    | 145   | ...       | ...          | 23         | ...       | ...          | 993                         | ...               | ...       | ...          | ...                                | 1,279  |
|                              | 1921-22 | 77                     | 87    | ...       | ...          | 24         | ...       | ...          | 597                         | ...               | ...       | ...          | ...                                | 785    |
|                              | 1926-27 | 165                    | 55    | ...       | ...          | 22         | ...       | ...          | 1,192                       | ...               | ...       | ...          | 37                                 | 1,471  |
|                              | 1927-28 | 159                    | 96    | ...       | ...          | 20         | ...       | 5            | 1,290                       | ...               | ...       | ...          | 59                                 | 1,629  |
| Assam                        | 1916-17 | 50                     | 3     | ...       | ...          | ...        | ...       | ...          | 740                         | ...               | ...       | ...          | ...                                | 793    |
|                              | 1921-22 | 119                    | 8     | ...       | ...          | ...        | ...       | ...          | 839                         | ...               | ...       | ...          | ...                                | 966    |
|                              | 1926-27 | 83                     | 20    | ...       | ...          | ...        | ...       | ...          | 1,040                       | ...               | ...       | ...          | ...                                | 1,142  |
|                              | 1927-28 | 108                    | 15    | ...       | ...          | ...        | ...       | ...          | 1,029                       | ...               | ...       | ...          | ...                                | 1,147  |
| Delhi                        | 1916-17 | 27                     | ...   | ...       | ...          | ...        | ...       | ...          | 118                         | ...               | ...       | ...          | ...                                | 145    |
|                              | 1921-22 | 75                     | ...   | ...       | ...          | ...        | ...       | ...          | 556                         | 85                | ...       | ...          | ...                                | 716    |
|                              | 1926-27 | 130                    | 49    | ...       | ...          | ...        | ...       | ...          | 1,140                       | ...               | ...       | ...          | ...                                | 1,319  |
|                              | 1927-28 | 112                    | 51    | ...       | ...          | ...        | ...       | ...          | 1,143                       | ...               | ...       | ...          | ...                                | 1,306  |
| Other Minor Administrations. | 1916-17 | 18                     | 1     | ...       | ...          | 1          | ...       | ...          | 199                         | ...               | ...       | ...          | ...                                | 29     |
|                              | 1921-22 | 24                     | ...   | ...       | ...          | ...        | ...       | ...          | 249                         | ...               | ...       | ...          | ...                                | 273    |
|                              | 1926-27 | 53                     | 1     | 2         | ...          | ...        | ...       | ...          | 500                         | ...               | ...       | ...          | ...                                | 586    |
|                              | 1927-28 | 123                    | 1     | 1         | ...          | 15         | ...       | ...          | 533                         | ...               | ...       | ...          | ...                                | 673    |
| Total of all Provinces       | 1916-17 | 5,534                  | 1,722 | 286       | 68           | 294        | 26        | 41           | 43,359                      | 2,100             | 297       | 625          | 342                                | 55,093 |
|                              | 1921-22 | 6,006                  | 1,946 | 424       | 62           | 567        | 31        | 65           | 43,411                      | 4,173             | 475       | 296          | 1,428                              | 58,879 |
|                              | 1926-27 | 7,887                  | 2,672 | 613       | 196          | 570        | 215       | 79           | 62,050                      | 2,731             | 790       | 316          | 94                                 | 79,065 |
|                              | 1927-28 | 9,289                  | 2,713 | 524       | 183          | 705        | 202       | 94           | 64,293                      | 2,832             | 1,167     | 1,036        | 1,072                              | 84,056 |

(b) *Number of Undergraduates in institutions controlled by Provincial Boards of Education in 1927.*

| Province.                                    | Arts and Science. | Oriental Languages and Literature. | Other Faculties. | Total. |
|--|-------------------|------------------------------------|------------------|--------|
| Bengal (Dacca)                               | (a) 1,102         | ...                                | ...              | 1,102  |
| United Provinces                             | 3,853             | ...                                | 638              | 4,491  |
| Ajmer-Merwar (controlled by the U. P. Board) | 59                | ...                                | ...              | 59     |

(a) Includes figures for Islamic Studies, Dyeing and Commerce.

## (C).—Results of Examinations in Arts

| Nature of Examination                 | Madras.   | Andhra.   | Bombay.   | Calcutta. | Decca. | Allahabad. | Lucknow. | Banarès Hindū. | Agre. |
|---------------------------------------|-----------|-----------|-----------|-----------|--------|------------|----------|----------------|-------|
| <i>Matriculation.</i>                 |           |           |           |           |        |            |          |                |       |
| Number of candidates                  | 66        | ...       | (a) 8,171 | 15,370    | ...    | ...        | ...      | 241            | ...   |
| „ passes                              | 14        | ...       | (a) 3,177 | 10,266    | ...    | ...        | ...      | 187            | ...   |
| Percentage of passes                  | 21.2      | ...       | (a) 38.68 | 66.9      | ...    | ...        | ...      | 54.8           | ...   |
| <i>Intermediate Arts.</i>             |           |           |           |           |        |            |          |                |       |
| Number of candidates                  | (c) 7,364 | (c) 2,644 | 1,708     | 3,866     | ...    | ...        | ...      | 216            | ...   |
| „ passes                              | (c) 2,632 | (c) 811   | 737       | 1,861     | ...    | ...        | ...      | 143            | ...   |
| Percentage of passes                  | (c) 35.8  | (c) 30.7  | 43.14     | 50.8      | ...    | ...        | ...      | 66.2           | ...   |
| <i>Intermediate Science.</i>          |           |           |           |           |        |            |          |                |       |
| Number of candidates                  | (e)       | ...       | 940       | 3,647     | ...    | ...        | ...      | 155            | ...   |
| „ passes                              | (e)       | ...       | 502       | 1,962     | ...    | ...        | ...      | 83             | ...   |
| Percentage of passes                  | (e)       | ...       | 53.40     | 54.03     | ...    | ...        | ...      | 52.9           | ...   |
| <i>Bachelor of Arts (Honours).</i>    |           |           |           |           |        |            |          |                |       |
| Number of candidates                  | 213       | ...       | 483       | 519       | 69     | ...        | 16       | 10             | ...   |
| „ passes                              | 170       | ...       | 347       | 395       | 30     | ...        | 14       | 3              | ...   |
| Percentage of passes                  | 79.6      | ...       | 30.18     | 76.1      | 61.2   | ...        | 87.5     | 30.0           | ...   |
| <i>Bachelor of Arts (Pass).</i>       |           |           |           |           |        |            |          |                |       |
| Number of candidates                  | (d)       | 1,017     | 661       | 2,871     | 130    | 240        | 130      | 207            | 453   |
| „ passes                              | 1,941     | 399       | 330       | 1,102     | (f) 62 | 173        | 106      | 121            | 240   |
| Percentage of passes                  | ...       | 37.4      | 41.11     | 38.6      | 47.7   | 73.0       | 59.88    | 58.0           | 52.9  |
| <i>Bachelor of Science (Honours).</i> |           |           |           |           |        |            |          |                |       |
| Number of candidates                  | } (b)     | ...       | ...       | 252       | 34     | 9          | 9        | 8              | ...   |
| „ passes                              |           | ...       | ...       | 169       | 17     | (f) 8      | 8        | 3              | ...   |
| Percentage of passes                  |           | ...       | ...       | 67.06     | 50.0   | 88.9       | 88.88    | 37.5           | ...   |
| <i>Bachelor of Science (Pass).</i>    |           |           |           |           |        |            |          |                |       |
| Number of candidates                  | ...       | ...       | 361       | 999       | 96     | 110        | 35       | 92             | 116   |
| „ passes                              | ...       | ...       | 230       | 406       | (f) 61 | 76         | 22       | 60             | 101   |
| Percentage of passes                  | ...       | ...       | 63.94     | 42.1      | 65.6   | 69.1       | 62.86    | 64.0           | 87.07 |
| <i>Master of Arts.</i>                |           |           |           |           |        |            |          |                |       |
| Number of candidates                  | 97        | ...       | 91        | 395       | 59     | 71         | 48       | 42             | 101   |
| „ passes                              | 50        | ...       | 61        | 282       | 51     | 53         | 48       | 39             | 93    |
| Percentage of passes                  | 51.6      | ...       | 67.03     | 71.3      | 86.4   | 74.7       | 100      | 92.8           | 92.08 |
| <i>Master of Science.</i>             |           |           |           |           |        |            |          |                |       |
| Number of candidates                  | } (b)     | ...       | 22        | 215       | 20     | 35         | 24       | 19             | 23    |
| „ passes                              |           | ...       | 19        | 116       | 16     | 32         | 24       | 16             | 21    |
| Percentage of passes                  |           | ...       | ...       | 86.36     | 53.9   | 80.0       | 94.0     | 100            | 84.0  |

(a) The Bombay University does not hold a Matriculation Examination. A school leaving examination

(b) No

(c) Includes figures for

(d) The number cannot be stated as the candidates may at their

(e) Figure included under

(f) Includes Honours students securing Pass

## and Science of Indian Universities.

| Aligarh<br>Muslim. | Punjab. | Delhi. | Bangoon.  | Patna. | Nagpur. | Mysore. | Osmania. | Total. | Nature of Examination.   |
|--------------------|---------|--------|-----------|--------|---------|---------|----------|--------|--|
| 365                | 14,370  | ...    | ...       | 3,869  | ...     | ...     | 649      | 48,481 | <i>Matriculation.</i><br>Number of candidates.                 |
| 196                | 8,090   | ...    | ...       | 1,513  | ...     | ...     | 185      | 23,568 | „ passes.  |
| 53.6               | 55.1    | ...    | ...       | 38.9   | ...     | ...     | 28.5     | 54.28  | Percentage of passes.  |
| 547                | 1,912   | 256    | (c) 554   | 1,152  | 265     | ...     | 196      | 20,460 | <i>Intermediate Arts.</i><br>Number of candidates.             |
| 318                | 916     | 153    | (c) 216   | 425    | 154     | ...     | 104      | 8,472  | „ passes.  |
| 58.1               | 47.9    | 60.5   | (c) 38.99 | 36.9   | 58.1    | ...     | 58.1     | 41.37  | Percentage of passes.  |
| 208                | 1,243   | 188    | (e)       | 415    | 191     | ...     | ...      | 6,987  | <i>Intermediate Science.</i><br>Number of candidates.          |
| 100                | 508     | 65     | (e)       | 161    | 113     | ...     | ...      | 3,488  | „ passes.  |
| 48.0               | 40.5    | 47.1   | (e)       | 38.8   | 59.2    | ...     | ...      | 50.28  | Percentage of passes.  |
| 3                  | 320     | 41     | 19        | 118    | ...     | ...     | ...      | 1,740  | <i>Bachelor of Arts (Honours).</i><br>Number of candidates.    |
| 3                  | 117     | 30     | 15        | 50     | ...     | ...     | ...      | 1,174  | „ passes.  |
| 100                | 36.6    | 73.2   | 83.3      | 42.2   | ...     | ...     | ...      | 67.47  | Percentage of passes.  |
| 274                | 1,441   | 151    | 100       | 812    | 221     | (d)     | 168      | 8,946  | <i>Bachelor of Arts (Pass).</i><br>Number of candidates.       |
| 216                | 677     | 75     | 68        | 343    | 91      | 154     | 65       | 6,094  | „ passes.  |
| 78.3               | 47.0    | 49.6   | 68.0      | 42.2   | 41.1    | ...     | 38.7     | 68.12  | Percentage of passes.  |
| ...                | 30      | 3      | 19        | 9      | ...     | ...     | ...      | 373    | <i>Bachelor of Science (Honours).</i><br>Number of candidates. |
| ...                | 13      | 1      | 13        | 4      | ...     | ...     | ...      | 286    | „ passes.  |
| ...                | 43.3    | 33.3   | 66.42     | 44.4   | ...     | ...     | ...      | 63.27  | Percentage of passes.  |
| 68                 | 177     | 49     | 50        | 91     | 65      | (d)     | ...      | 2,276  | <i>Bachelor of Science (Pass).</i><br>Number of candidates.    |
| 34                 | 91      | 27     | 25        | 33     | 40      | 74      | ...      | 1,272  | „ passes.  |
| 50.0               | 51.4    | 55.1   | 50.0      | 36.3   | 61.5    | ...     | ...      | 55.89  | Percentage of passes.  |
| 108                | 155     | 31     | 1         | 64     | 27      | 32      | 6        | 1,323  | <i>Master of Arts.</i><br>Number of candidates.                |
| 59                 | 72      | 16     | 1         | 44     | 22      | 21      | 4        | 916    | „ passes.  |
| 57.2               | 46.5    | 51.6   | 100       | 68.9   | 81.4    | 65.6    | 66.7     | 69.24  | Percentage of passes.  |
| 9                  | 47      | ...    | 3         | 10     | 8       | ...     | ...      | 434    | <i>Master of Science.</i><br>Number of candidates.             |
| 5                  | 39      | ...    | 3         | 6      | 6       | ...     | ...      | 303    | „ passes.  |
| 55.5               | 83.0    | ...    | 100       | 60.0   | 75.0    | ...     | ...      | 69.32  | Percentage of passes.  |

is held by special Board constituted jointly by the University and Government.

examination.

Intermediate Science.

option take the examination as a whole or appear by parts separately.

Intermediate Arts.

Degree.



(d) Results of examinations conducted by Provincial Boards of Education, 1928.

| Nature of Examination.                      | Madras<br>S. S. L. C.<br>Board. | Dacca<br>Inter-<br>mediate<br>and Sec-<br>ondary<br>Board. | United<br>Provinces<br>High<br>School<br>and Inter-<br>mediate<br>Board. | Burma<br>English<br>and A. V.<br>and Sec-<br>ondary Board. | Central<br>Provinces<br>High<br>School<br>Board. | Hyderabad<br>(Deccan)<br>H. S. L. C.<br>Board. |
|---|---------------------------------|--|--|--|--|--|
| <i>High School or Leaving certificates.</i> |                                 |  |  |  |  |  |
| Number of candidates                        | 6,226                           | 340  | 7,090  | 2,226  | 1,474  | 436  |
| „ passes                                    | 2,183                           | 254  | 3,900  | 881  | 666  | 257  |
| Percentage of passes                        | 34.8                            | 74.7   | 55.5   | 37.8   | 46.54  | 59.4   |
| <i>Intermediate Arts.</i>                   |                                 |  |  |  |  |  |
| Number of candidates                        | ...                             | (a)296   | (c)2,361   | ...  | ...  | ...  |
| „ passes                                    | ...                             | 129  | (c)1,310   | ...  | ...  | ...  |
| Percentage of passes                        | ...                             | 43.6   | 55.5   | ...  | ...  | ...  |
| <i>Intermediate Sciences.</i>               |                                 |  |  |  |  |  |
| Number of candidates                        | ...                             | (b)178   | 31   | ...  | ...  | ...  |
| „ passes                                    | ...                             | 97   | 12   | ...  | ...  | ...  |
| Percentage of passes                        | ...                             | 54.5   | 38.7   | ...  | ...  | ...  |

(a) Excludes 57 candidates (of whom 33 passed) in Intermediate examination in Islamic studies.

(b) Excludes 34 and 25 candidates in Intermediate examination in dyeing and in commerce, respectively, of whom 11 passed in each subject.

(c) Includes figures for Intermediate Science in the United Provinces.

### III. SECONDARY EDUCATION.

*Statistics.*—The number of secondary schools increased from 11,338 to 11,991 and the number of scholars reading in them from 1,854,067 to 2,002,554. The total expenditure on secondary education rose from Rs. 6,79,76,249 to Rs. 7,22,31,893. Towards the increase of 148,487 scholars the Punjab contributed 63,173. This large increase is a result of the policy adopted in the Punjab of raising primary schools to the lower middle school level and includes many pupils who previously were classed as “primary”. The advance of vernacular secondary education in the Punjab leads to the hope that, if the financial situation does not become increasingly more stringent, the lower middle school may become the elementary school of the province in a few years.

*Intermediate colleges.*—The only two provinces which have attempted to adopt whole-heartedly the recommendations of the Calcutta University Commission regarding the establishment of intermediate colleges are the United Provinces and the Punjab. In the United Provinces the opposition to intermediate colleges has almost died down with the establishment of the Agra University. There are now 20 of these colleges, excluding the intermediate classes in degree colleges. The initial handicap of lack of funds under which they started has been the cause of disappointment to their supporters and of premature condemnation by the opponents of the system. The improvements now being effected will enable these colleges to play an increasingly important part in the development of an efficient system of higher education. In the Punjab also there are 20 of these colleges. They are well distributed throughout the province and have served a two-fold purpose; they have made intermediate education both popular and economical and have lessened the strain on the intermediate classes in the Lahore colleges.

*High schools.*—Some high schools are good and many are bad; the majority are indifferent. The Bombay report says that the student of a high school “is generally not trained to think or do anything for himself” and that “a large proportion of those who pass the matriculation examination are unfit for higher studies”. In Bengal “the condition of secondary education continues unsatisfactory”. The Punjab is reported to be “behind the times” in anglo-vernacular education owing mainly to the low standard of the matriculation examination. In Burma, out of the 2,000 candidates who appeared at the anglo-vernacular high school examination only 710 passed and of these only 400 were considered by the University to be fit for matriculation. The report of the Central Provinces complains of “the lack of driving power and the lack of thoroughness on the part of teachers” and says, “Many teachers seem unable to exact an adequate amount of individual work from pupils. They do their oral class teaching and then leave the pupils to work or not to work as they please”. But the better schools are striving to improve methods of teaching.

In the Punjab "masters are experimenting more than they used to, and there is a feeling abroad that teaching must be made more interesting and that the outlook of pupils must be broadened". In some Bombay schools good work has been done in the teaching of English by the direct method. In Bengal and Assam the Dalton plan is said to be working successfully in some schools. In the United Provinces "a hopeful sign is that managers and headmasters have become alive to the necessity of libraries well equipped with modern books". One of the chief weaknesses of the high school is the laxity with which pupils are promoted from class to class. In the North-West Frontier Province and in two divisions of the Punjab an attempt is made to meet this evil by an external examination at the end of the middle section. In Bihar and Orissa and in Assam pupils who attend English middle schools have to pass a public examination before they can be admitted to high schools. In both provinces the Education Department advocate the extension of the examination to high schools on the grounds that it "will have a very desirable effect in raising the general standard of the upper classes of high schools and in stopping at the middle stage those boys who are obviously wasting time and energy in further study in a high school".

*Teachers.*—There are many good teachers who are a credit to the profession but the average standard of professional ability is not high. The Bombay report says, "The non-government schools are largely staffed by temporary men with little knowledge of the art of teaching and with little interest in their work". This is too sweeping a statement to apply generally but the conditions of service in many non-government schools are such that the teachers become discontented and disheartened. The Punjab report says, "Most of our inspectors quote cases of hardship in the lot of teachers employed in private schools. Occasionally their salaries are not paid for months on end; salaries are not incremental; there is no real security of tenure". In aided schools in the United Provinces favouritism, low rates of pay and lack of future prospects are said to be the chief reasons for the low proportion of trained men on the staff. In Bihar and Orissa it is reported that "the managing committees of private schools continue at times to appoint teachers for reasons other than their academic qualifications or teaching ability".

*Discipline.*—It has been said that the Indian school-boy is docile and easily amenable to discipline. The result is that discipline is at its best of the passive sort and is dependent too much on the personality of the headmaster and the freedom allowed to him in matters of school administration. There are indications, however, that the spread of the boy-scout movement, better organisation of games and physical training and the inclusion in the curriculum of subjects with a non-literary bias are tending slowly to create an active sense of discipline among scholars. Bombay has abandoned direct moral instruction, because it is now "generally considered that decent behaviour and right conduct can be more suitably taught by

example and by words of advice as the occasion arises". Managing bodies and teachers do not always set a good example. In the Punjab the rivalry between schools in the same locality has led managers and masters to resort to "the most undignified means of attracting pupils" which must necessarily react upon the discipline of schools. In the United Provinces "while discipline among scholars (of middle vernacular schools) has been reported to be satisfactory in all divisions, reports from three divisions mention a general decline in discipline among teachers; all three of them attribute the deterioration in discipline to favouritism and patronage of individual teachers by chairmen or members of the boards".

*Hostels.*—Hostel life, by its regularity of meals, study, exercise and general habits provides a valuable disciplinary training. The Punjab report says that parents do not take full advantage of hostels mainly because of pecuniary considerations. But the hostels are unattractive. "Life in them is dreary and there is insufficient contact between the superintendent and his pupils. The importance of appointing a superintendent of influence and striking personality has not been grasped in the past." In the Bombay Presidency government hostels are only about half full, chiefly because of an increase in the number of communal hostels and of the existence in some towns of private "hotels" which owe their popularity to their cheapness and to their immunity from control. In the United Provinces the majority of non-government institutions "have no hostels of their own and the boarders live in rented or borrowed buildings, ill-ventilated, insanitary and situated in congested parts of the town".

*Physical training.*—In most provinces increased attention is being given to physical training. In the Punjab a special course has been instituted at the Central Training College for physical training supervisors. These supervisors are mostly graduates and trained teachers. They will be posted to intermediate colleges and training institutions but will also conduct courses for drill instructors and village school masters in their neighbourhood. In the United Provinces a beginning towards a better organisation of physical education has been made by the appointment of a Superintendent of Physical Training at the Training College, Allahabad, and two State scholars have been sent for training to the College of Physical Training and Hygiene, Dunfermline, Scotland. In the Central Provinces the appointment of a Superintendent of Physical Education was made during the year. Both in Madras and Bombay special committees have been appointed to inquire into the physical training of scholars. In Bombay a noticeable development is a tendency in favour of indigenous games. The Education Department of Burma propose to train two Burmese graduates at the Y. M. C. A. School of Physical Education at Madras and to appoint them on the completion of their training as assistant directors of physical training.

*Medical inspection.*—Several provinces are experimenting with schemes of medical inspection of schools. The main defects of systems of medical inspection in India are that inspection is not followed up sufficiently by treatment and parents do not co-operate. In the United Provinces “almost all the medical officers complain of the apathy of parents in the matter of the health of their children. Their advice to parents for the medical treatment of the pupils is generally disregarded”. In the Central Provinces “defects are brought to the notice of guardians and proper remedies are suggested” but “unfortunately it is difficult to induce guardians to co-operate in the matter”. In the Punjab the organisation of the system of medical inspection has been improved but it is reported that the following up of the inspection by treatment often leaves much to be desired. “Parents are sometimes not anxious for their children to have the treatment, and in some cases the hospital authorities find the handling of the large number of school boys troublesome.” The medical inspection of pupils in Assam is reported to be “somewhat cursory”. In Burma medical inspection is compulsory in all government schools. A few medical officers have reported that parents are beginning to realise the value of such inspection and are getting their children properly treated. One medical officer arranged for parents to be present at the time of inspection and so succeeded in enlisting their interest and co-operation.

*Medium of instruction.*—The movement for making the vernacular languages the media of instruction and examination in high school classes is spreading. In Madras, nineteen schools, against nine in the previous year, used the vernacular as the medium of instruction and examination in the higher forms. In Bombay the University now allows candidates the option of answering in the vernaculars the papers in the classical Indian languages and in history. It is reported that in consequence students have made better progress in these subjects. The Board of Intermediate and Secondary Education, Dacca, has made a similar concession in history and geography. Inspectors in the United Provinces have reported a deterioration in the knowledge of English on the part of scholars and “the use of a strange mixture of English and vernacular which passes for Hindustani in the class rooms”. The only remedy for deterioration in the standard of English is the appointment of well qualified teachers of English. The “strange mixture” will probably continue to be used as the vernacular medium until suitable text books in the vernaculars become available.

*Manual training.*—The introduction of manual training in the curriculum of secondary schools is to be welcomed as counteracting their literary character. In Bengal many high and middle English schools under private management are said to have added to their curriculum courses of instruction in metal work, carpentry, weaving and agriculture. In the Central Provinces there were seven-teen centres for manual training and in Bihar and Orissa there

were twelve. In the Punjab the subject is most popular in the Ambala division where about 4,000 pupils attend the manual training centres every week. But many parents and teachers take a wrong view of the subject; they regard it as vocational in purpose whereas its aim is to develop skill of hand and eye, especially in boys who do not take readily to book-learning, and to train them to persistent effort; although the subject also tends to predispose boys to industrial life. In the United Provinces the teaching of the subject has been extended to vernacular middle schools.

*Agriculture in vernacular secondary schools.*—In the Punjab there are seven farms attached to high schools and 136 farms and gardens attached to vernacular middle schools. These farms and gardens are intended primarily to keep village boys in touch with manual work on the land, to afford facilities for instruction in the practice of agriculture, in the use of agricultural implements and in the growing of crops. Incidentally the farms may be used also to demonstrate to pupils and their parents the value of improved methods of agriculture and of better varieties of seeds. In the United Provinces there are 28 agricultural classes attached to vernacular middle schools. These were not popular in the beginning. The reasons were distaste of high caste pupils for manual occupations and the preference of clever boys for 'soft jobs' as teachers or clerks. But initial difficulties are being overcome and, although it is premature to pronounce judgment, the scheme promises to be successful. In the Bombay Presidency 64 vernacular upper primary schools (which correspond to vernacular middle schools in other provinces) adopted an "agricultural bias" curriculum which included courses in field work and in village carpentry and smithy. The main object of these schools is to provide a form of education which will fit boys for village life. They are reported to be very successful.

*English in vernacular secondary schools.*—One of the objects of introducing agriculture in vernacular secondary schools is to keep educated country boys on the land. The introduction of English in these schools is having an opposite effect in the Bombay Presidency, where it is reported that "a boy who has studied English is not prepared to work on the land". In the Central Provinces the increasing tendency for pupils to use middle vernacular schools which teach English as avenues of approach to high schools has given rise to grave anxiety. In Bihar and Orissa some district boards have converted their middle vernacular schools into middle English schools. This is unfortunate as the training given in the middle English school is based on urban not rural requirements. The report of the United Provinces, in which the number of English classes in middle vernacular schools has increased during the year from 74 to 113, says, "There is not a sufficient supply of trained English teachers to meet the demands of the boards. The pay offered is too meagre to obtain and retain the services of competent trained teachers of English, who are mostly city bred men and are reluctant to work in the small towns in which

middle vernacular schools are located. It is therefore not surprising that the quality of teaching in English should be generally unsatisfactory. But in some schools, where trained teachers are employed, the quality of teaching in English is superior to that in many anglo-vernacular schools". In the Punjab it is reported that the standard of the teaching of English, as judged by examination results, in middle vernacular schools compares favourably with that in anglo-vernacular schools.

#### IV. PRIMARY EDUCATION (BOYS).

*Statistics.*—The number of primary schools for boys increased by 5,982 and the number of pupils attending them by 371,121. The largest increases of pupils were in Madras (108,684), Bengal (98,517) and the United Provinces (60,876). Including boys in the primary departments of secondary schools the increase of pupils receiving primary education in Bengal amounted to 107,664. In referring to this increase the Director of Public Instruction says, "This large increase of nearly 7 per cent. in a single year would appear to indicate that the masses are at last beginning to take a real interest in the education of their children. If immediate action is now taken both by passing the Primary Education Bill as well as by intensive propaganda, it would not be at all unreasonable to look forward to the enforcement of compulsory education throughout Bengal within the next ten years". The only province in which there was a decrease in the number of pupils was the Punjab, where the enrolment in primary schools was 3,667 less than in the previous year. The decrease in the Punjab figures is due to the conversion of 404 primary schools into lower middle schools; the boys in the primary classes of the schools thus converted are classed as secondary school boys.

*Administration.*—Increased control by local bodies over primary education has in some provinces led to deterioration. In Bombay the control of primary education has been transferred almost entirely to local boards. Such evidence as is available shows that since the transfer there has been a considerable decline in the efficiency of primary education. The report from Bihar and Orissa says that some local bodies are reluctant to carry out government instructions on educational matters and "instances have occurred of the appointment of teachers for reasons other than their educational qualifications and of their transfer as a reward or punishment in a connexion other than educational". In the Central Provinces "members of local authorities and school committees have, generally speaking, taken little interest in education". On the other hand in Madras there is evidence of public spirit; panchayats have found from their own resources funds for new buildings, for extra remuneration for teachers and for additional equipment for schools. The hopes of Bengal were centred on the new Bill, which aimed at transferring all the powers of District Boards in the matter of primary education

to school boards which were to have the power of levying a cess for education. Unfortunately this Bill has not yet been passed. In the United Provinces a Bill transferring the powers of district boards to Education Committees was passed.

*Duration of school life.*—All provincial reports refer to the concentration of children in the lower classes of schools. A measure of the resulting waste of educational effort is obtained by comparing the number of pupils reading in any class with the number of pupils who read in the next lower class in the previous year. The following table gives the facts:—

| Class.          | * Number of pupils in 1926-27. | * Number of pupils in 1927-28. | Wastage.  |
|-----------------|--------------------------------|--------------------------------|-----------|
| I . . . . .     | 5,281,964                      | 5,406,913                      | ...       |
| II . . . . .    | 1,639,053                      | 1,858,236                      | 3,423,726 |
| III . . . . .   | 1,131,626                      | 1,243,619                      | 395,434   |
| IV . . . . .    | 787,921                        | 803,155                        | 328,471   |
| Total . . . . . | 8,820,564                      | 9,311,923                      | ...       |

\* These figures are for both boys' and girls' schools; separate figures for boys schools are not available.

This table shows that out of nearly 5,300,000 pupils reading in class I in 1926-27, less than 1,900,000 were reading in class II in 1927-28; out of nearly 1,640,000 pupils reading in class II in 1926-27 less than 1,250,000 were reading in class III in 1927-28; out of nearly 1,130,000 pupils reading in class III in 1926-27, about 800,000 were reading in class IV in 1927-28. The wastage is not quite as large as the figures would appear to indicate, as the enrolment of class I includes not only the pupils who are expecting promotion in the month succeeding the collection of the statistics but also the pupils who have only recently been admitted to the schools. But the figures show that there is much waste of money and effort on elementary education in India. Improved methods of teaching in infant classes, the regulation of admissions into classes at fixed times in the year and the combination, wherever possible, of small schools with only one teacher into central schools with two or more teachers will help greatly to promote a flow of pupils to the higher classes, but no remedy short of compulsion will enable the majority of schools to hold their pupils to the end of the primary stage.



*Compulsory education.*—The following table shows the number of municipal and rural areas in each province in which compulsion has been introduced:—

| Province.                    | Acts.  | AREAS UNDER "COMPULSION."  |                                 |
|------------------------------|--|----------------------------|---------------------------------|
|                              |  | Municipal and Urban Areas. | District Board and Rural Areas. |
| Madras . . . .               | Elementary Education Act, 1920.                        | 23                         | 5                               |
| Bombay . . . .               | Primary Education (District Municipalities) Act, 1918. | 4                          | ...                             |
|                              | City of Bombay Primary Education Act, 1920.            | 1                          | ...                             |
| Bengal . . . .               | Primary Education Act, 1923                            | 2                          | ...                             |
|                              | Primary Education Act, 1919                            | 1                          | ...                             |
| United Provinces . . . .     | Primary Education Act, 1919                            | 20                         | ...                             |
|                              | District Boards Primary Education Act, 1926.           | ...                        | ...                             |
| Punjab . . . .               | Primary Education Act, 1919                            | 55                         | 1,633*                          |
| Bihar and Orissa . . . .     | Primary Education Act, 1919                            | 1                          | 4                               |
| Central Provinces and Berar. | Primary Education Act, 1920                            | 4                          | 162                             |
| Assam . . . .                | Primary Education Act, 1925                            | ...                        | ...                             |
| Delhi . . . .                | (Punjab Act applied—1925) .                            | 1                          | 2                               |
|                              | Total .  | 121                        | 1,806                           |

NOTE.—This table does not include areas for which schemes of compulsory primary education are under consideration or have been sanctioned but not yet introduced. It includes, on the other hand, areas in which such schemes have been partially introduced.

\* Individual school areas.

The Punjab has set an example to other provinces in the application of compulsion to rural areas and at the end of the year there were 1,633 rural school areas under compulsion. But the Director says, "This is, however, by no means a sufficiently satisfactory advance and the distribution of compulsory areas is also still very uneven; but fortunately some of the backward districts seem to have realised the great importance of compulsion and are forging ahead with great alacrity. If for nothing

else, at least for preventing the serious wastage in the progress of children from the infant class to the end of the primary school course a much more rapid expansion of primary education is an urgent necessity". Compulsory education schemes are not always successful in practice. In the Central Provinces some boards applied the Act so leniently that prosecutions were not undertaken, with the result that attendance in schools within the compulsory area actually declined and in Bihar and Orissa some local authorities are reported "to have undertaken the task somewhat lightly". Burma now seems to be falling into line with other provinces in the matter of compulsion. The Director says, "It is too often assumed that no measure for compulsory education is worth trying until schools and children can be provided for all the children in the country. A much less ambitious measure would check the wastage. A Bill which would empower Local Education Authorities, including Deputy Commissioners in backward areas, to enforce school attendance in the areas served by the schools and would also encourage its enforcement in wider areas, when funds are available, was drafted during the year under report and is under the consideration of Government". On the other hand the Assam report says, "It is a waste of time and money to introduce compulsion while we are still so far short of meeting existing demands, unless by the introduction of the element of compulsion we imply that the local bodies will raise funds by a general education cess to enable them to satisfy those demands. The opening of new schools compulsorily and the compulsion of more pupils to attend them can well await the day when the existing schools, recognised and venture, are fully staffed and equipped".

*Teachers.*—The report of the United Provinces mentions "irregularity in attendance and unpunctuality of the teachers and their frequent transfers, especially during elections" as some of the causes of inefficiency of primary schools. The report of the Central Provinces comments on "the growing tendency on the part of teachers to seize the opportunity of local elections to secure their own advancement", and says that this tendency is now showing itself "by way of some teachers allying themselves with one or other of the parties that comprise local bodies". In the Assam Valley Division of Assam schools are understaffed; it appears from the figures that there are teachers attempting to cope single-handed with 70 or 80 children. In the Punjab it has not been possible to keep pace with the ever increasing demand for more trained men owing chiefly to the "somewhat indiscriminate multiplication of branch schools in recent years". The Burma report strikes a more cheerful note by referring to many teachers' conferences which have been held by inspectors and deputy inspectors up and down the country. The largest was held at Rangoon; it was attended by "not less than 500 people" and lasted four days. The report of the United Provinces also refers to teachers' conferences at which the inspector or the assist-

ant inspector gives model lessons and holds discussions on methods of teaching and on school management.

*Buildings.*—In every province the provision of buildings for new schools is a serious financial problem. The local boards have not got the necessary funds for the purpose and although large grants have been given in some provinces by Government these are quite inadequate. In the Punjab about half the district board primary schools are without suitable buildings of their own. Schools under private management are generally miserably housed; this is true also of a large number of municipal board schools. In Assam “the expenditure during the year on village school buildings and equipment was totally inadequate”. The United Provinces report says, “Mention was made in the last report of the deplorable state of primary school buildings. Inspectors’ reports reveal no marked improvement in the state of affairs since the year”. The boards have not in all cases used to good advantage the grants which they have received from Government for school buildings. In the Central Provinces, buildings “too hot for summer and too weak for storms” have been erected and “a large proportion of the allotment goes as profits to the contractors”. In Bihar and Orissa, “materials have been bought in many cases and are lying at site, but either no contractor has been found to make use of them or the co-operation of the villagers and the small contribution in land and money required of them are wanting”. On the other hand it is reported from Assam that the immigrant Muhammadans “spend ungrudgingly and lavishly on buildings” and that the Kacharis “are very forward in constructing decent buildings”. In the Bombay Presidency Sir Purshottamdas Thakordas gave a sum of Rs. 71,000 for school buildings. The funds are controlled by a central committee composed of the inspector, a representative of the district board and two nominees of Sir Purshottamdas. The building is in each case constructed by a local committee composed of three persons appointed from among the people of the village. The work is carried out according to a plan supplied by the central committee. An essential feature of the scheme is that the villagers shall contribute at least one-third of the cost in each case. The scheme is reported to be very successful.

*Adult schools.*—The Punjab continues to show by far the largest figures for these schools, namely, 3,338 schools with 90,834 pupils. “The number of adults who pass the literacy test every year is steadily increasing. Another pleasing feature is the fact that adult schools for women are also now springing up in various districts.” In the United Provinces some progress in adult education is being made with the co-operation of the Registrar of Co-operative Societies, who says, “As a result of the experience gained from the working of some adult schools for about a year we realise that these institutions must be developed not so much as schools but as educative clubs or young men’s institutions; they have to become the centres of the communal life of the villages . . . .

Our first need is to have capable teachers . . . . The next important factor is constant supervision . . . The great thing to avoid is to let our enthusiasm run away with us and keep on starting schools which we are not able to look after adequately". In Bihar and Orissa there were 739 night schools with 15,741 pupils. "In many districts less than half the pupils are adults and some of them should be attending day schools and the general opinion is that as at present conducted they are unpopular and unsuccessful." In Bengal there were 228 continuation schools with 6,047 pupils but only some of these schools were for adults. In Assam there are 111 night schools which are said to be doing good work "although they are run under very disadvantageous circumstances with regard to light and accommodation".

## V. THE EDUCATION OF GIRLS.

*Enrolment.*—The number of recognised institutions for girls rose from 28,001 to 30,003 and their enrolment from 1,118,547 to 1,213,546. Of the total of 1,213,546 pupils in girls' schools 46,855 were boys while 733,199 girls were reading in boys schools. Thus the total number of girls reading in recognised institutions was 1,899,890, representing an increase of 158,279 over the total for the previous year. This increase was made up of 101,563 girls reading in girls' schools and 56,716 girls reading in boys' schools. The total number of girls in all kinds of institutions, both recognised and unrecognised, was 1,996,445—about 1·7 per cent. of the female population as against 1·5 per cent. in the previous year. The corresponding figure for boys is 7·7 per cent.

Of the total of 1,899,890 girls reading in recognised institutions 1,681,414 were reading in primary schools. The following figures give the enrolment of girls in the first four classes of primary departments of schools.

|                     | No. of girls. |
|---------------------|---------------|
| Class I . . . . .   | 1,215,822     |
| Class II . . . . .  | 313,813       |
| Class III . . . . . | 169,184       |
| Class IV . . . . .  | 85,522        |

These figures show that many girls leave school before they have acquired education of any permanent value. The enrolment of girls in high school classes increased by about 1,600 and in intermediate and degree classes by only 819. But it is a striking fact that as many as 70 Indian women (including 21 State scholars) were studying in England during the academic year 1927-28. The High Commissioner reported that tributes to their keenness and enthusiasm were constantly being received.

*Co-education.*—The following table illustrates the extent of co-education in various institutions:—

| Institutions.                            | No. of boys<br>in girls'<br>institutions. | No. of girls<br>in boys'<br>institutions. |
|--|---|---|
| Arts and Professional colleges . . . . . | ...                                       | 931                                       |
| High schools . . . . .                   | 4,976                                     | 10,825                                    |
| Middle schools . . . . .                 | 7,269                                     | 53,089                                    |
| Primary schools . . . . .                | 34,360                                    | 664,473                                   |
| Special schools . . . . .                | 250                                       | 3,881                                     |
| Total . . . . .                          | 46,855                                    | 733,199                                   |
| Unrecognised institutions . . . . .      | 5,649                                     | 32,992                                    |
| Grand Total . . . . .                    | 52,504                                    | 766,191                                   |

The percentage of girls reading in boys' schools to the total number of girls under instruction was 38·37 as against 38·50 in the preceding year. In the Central Provinces, a sum of Rs. 4,874 was distributed as bonuses to masters in boys' schools for encouraging the attendance of girls and this system is reported to be proving successful. In Burma, most schools are co-educational though public opinion seems on the whole to favour separation of the sexes above the primary stage.

*Committees on girls' education.*—An all-India Women's Conference on education was held at Delhi and the needs of all parts of India as regards girls' education and higher education for women were discussed. The evil effect of child marriage on girls' education was much emphasised.

The increasing interest taken in girls' education is shown by the efforts now being made by some provinces to overhaul their systems of girls education. In the United Provinces a committee which met in 1927 made recommendations regarding:—

- (1) the principles on which grants should be given to municipal and district boards for the expansion of girls' education,
- (2) the opening of additional schools for girls,
- (3) the extension of facilities for the recruitment and training of teachers in girls' schools,
- (4) the improvement of girls' education generally.

In the Central Provinces a committee was appointed by Government to review the whole field of primary and secondary education for girls. The following were the main recommendations:—

- (1) A non-official publicity organisation should be set up at Nagpur with subsidiary committees at district headquarters and in municipalities to overcome the apathy of the public and to create a demand for girls' education;
- (2) The responsibility for opening new vernacular schools for girls should be transferred from Government to local authorities, who will receive grants-in-aid from Government;
- (3) The curricula of primary and middle schools for girls should be revised, the subjects being divided into three classes—compulsory subjects, optional subjects and extra subjects for study but not for examination;
- (4) Recommendations for an increase in the number of scholarships for girls and for improvement in the pay of teachers in girls' schools.

In Madras an investigation was made into the number of centres with a population of 2,000 and above which had no girls' schools. Government accepted the policy of providing these centres with schools. As a first instalment they sanctioned the opening of 500 new elementary schools involving an annual recurring expenditure of Rs. 1,74,288.

*Women teachers.*—In some provinces the position regarding the supply of teachers for girls' schools is improving. In the Bombay Presidency "not only is there an adequate supply of qualified teachers but it would be possible to augment very largely the number of trained teachers had not a restriction been imposed for economic reasons on the output of training institutions". In the Punjab the number of applicants for admission to the normal school for women was twice the number of vacancies. In Bihar and Orissa the pay of women teachers in training classes and secondary schools has been increased in order to attract a sufficient number of trained women teachers to these institutions.

*Buildings.*—In most provinces the education of girls is hampered because of the unsatisfactory manner in which girls' schools are housed. In the Bombay Presidency "very few schools are provided with buildings of their own while a large number of schools meet in unsuitable rented buildings which are often badly lighted and ill-ventilated". In the Punjab "very few girls' primary and middle schools have buildings of their own and those rented or lent are very inconvenient" and "in town schools hundreds of children are crowded into space which would be comfortable for fifty at most". The Inspectress of Girls' Schools, North-West Frontier Province, says "I cannot emphasise too strongly the necessity for providing suitable buildings for the girls.

They need them far more than the boys. The latter have opportunities for fresh air and exercise which the girls shut up in zenanas never get. At present when the girls come to school they move from one zenana to another”.

*Local bodies and girls' education.*—From several provinces come complaints of the apathy of local bodies, especially district boards, towards girls' education. In the Punjab “the attitude of local bodies is so ungenerous to girls' education that rather than undergo all the trouble needed to secure the grants-in-aid recommended by Inspectresses, schools prefer to carry on without them as best they can” and “the needs of girls' schools are pushed aside” in some districts because the boards think they have done their duty when they have spent ten per cent. of their income on education for boys. In the United Provinces “in some districts the work is well organised but many boards have no sense of responsibility for girls' education” and it is reported that teachers who hold the vernacular teachers' certificate often find difficulty in getting posts as the boards either cannot or will not pay the salaries to which their higher qualifications entitle them. In Bihar and Orissa it is reported that some of the local boards are very dilatory in paying women teachers.

*Zenana education.*—In Bengal, there were 54 zenana governesses who taught 1,304 pupils by means of house-to-house visits and by central gatherings. It is reported that constant changes of centres and pupils militate against any real progress. A scheme, based on the Parents' National Union scheme of education in England was tried as an experimental measure at Dacca but it did not prove a success. In Bihar and Orissa, the number of peripatetic teachers fell from 24 to 23 and the number of their pupils from 455 to 438. On the other hand, there was an encouraging increase in the number of *atus*\* and their pupils, viz., from 30 and 412 to 35 and 860. The three zenana classes at Sylhet in Assam continued their work, though the number of their pupils fell from 131 to 123.

*Inspection.*—If girls' education is to progress thorough supervision is essential in order to encourage teachers who have not the stimulus of contact with the outer world and to give guidance and help to those whose own knowledge is usually pitifully inadequate. In most provinces there is need for an increase in the number of inspectresses. In the United Provinces each inspectress supervises on an average 130 schools. It is impossible for her to pay even a brief visit to all these in a year. The inspectresses are in most provinces the pioneers of girls' education. Thus in the North-West Frontier Province it is reported that the satisfactory progress made in girls' education is due to the personality and enthusiasm of the Inspectress. It is essential to increase the staff of inspectresses if full advantage is to be taken of the growing public interest in girls' education.

---

\* Indigenous lady teachers.

## VI. PROFESSIONAL AND TECHNICAL EDUCATION.

(a) *The Training of Teachers.*

*Statistics.*—The number of students under training on March 31, 1928, was 29,841 as compared with 27,531 in the previous year. The details are given in the table below:—

|                 | NUMBER OF STUDENTS UNDER TRAINING. |       |                                 |        |
|-----------------|------------------------------------|-------|---------------------------------|--------|
|                 | IN TRAINING COLLEGES.              |       | IN NORMAL AND TRAINING SCHOOLS. |        |
|                 | 1927.                              | 1928. | 1927.                           | 1928.  |
| Men . . . . .   | 1,125                              | 1,157 | 21,352                          | 23,227 |
| Women . . . . . | 132                                | 141   | 4,922                           | 5,316  |
| Total . . . . . | 1,257                              | 1,298 | 26,274                          | 28,543 |

*Teachers for Anglo-Vernacular Boys' Schools.*—In some provinces the facilities for the training of teachers for anglo-vernacular schools are inadequate. In Bengal the Government maintain two training colleges for the training of secondary school teachers, one at Calcutta and the other at Dacca. The total enrolment was 133. In view of the fact that only 4,157 out of 22,703 teachers in the secondary schools of Bengal are trained there is obviously need of additional facilities there for the training of teachers in secondary schools. Assam has no training college for secondary school teachers. In the United Provinces there is a shortage of trained undergraduates. On the other hand in the Punjab the supply of trained teachers for secondary schools now exceeds the demand. The quality of graduates applying for admission to training colleges is improving. The Punjab report says, "It is sometimes stated that the teaching profession is the last resort of the mediocre, but such a statement is not borne out by an examination of the academic attainments of students now applying for admission to the Central Training College". The Principal reports that "thirteen students with the M.A. degree, three with the M.Sc. degree and several with very high classes in the B.A. and B.Sc. examinations were admitted". As regards the Training College, Allahabad, the United Provinces report says, "Of recent years candidates with superior academic qualifications have been attracted to the college; of the number admitted in 1927, 14 were M.A.'s or M.Sc.'s; one was a first class B.Sc. and 17 were second class B.A.'s or B.Sc.'s". At the Dacca Training College the staff have been doing useful research work. They contributed five papers to the Indian Science Congress and are conducting experiments on the teaching of English



speech and writing and collecting materials with a view to introducing improved methods in the teaching of Sanskrit and Bengali. In Bombay, "it has been recognised, as an ideal at least, that the Secondary Training College exists not only to train teachers but also to undertake experiments into educational problems". That more has not been done in this direction in the past is due partly to the fact that the staff have little time for experimental work and partly to lack of funds. But some experimental work on the teaching of mathematics has been done and in order to make modern methods of education more widely known the staff have undertaken the publication of a series of pamphlets on methods of teaching and school management.

*Teachers for Vernacular Boys' Schools.*—In all provinces considerable attention is given to the problem of training teachers for vernacular schools. But for lack of funds progress is slow. In Assam the opening of additional training classes is "one of the most urgent educational requirements of the province". But even if additional facilities for training were provided it is doubtful whether teachers would take full advantage of them unless the pay of trained teachers is improved. The Director of Public Instruction, Burma, says that more and better vernacular normal schools are required. Meanwhile most vernacular teachers continue to get from elementary training classes "a training which is inferior but much better than none". In the North-West Frontier Province "the cry of the inspecting officers for more efficient teachers continues". In Bombay Presidency the need for a separate institution situated in a rural area for the training of teachers for rural schools has long been recognised as one of the chief needs of the presidency, but "for various reasons it has hitherto not been found possible to satisfy the need". In Bihar and Orissa the scheme for the reorganization of elementary training schools "is hanging fire for financial reasons; mainly on this ground, too, it has met with some opposition, but inspectors consider the present training to be unsatisfactory and urge that the new scheme be brought into operation at an early date so that the quality of the teaching in primary schools may improve". It is not easy to devise a system of training vernacular teachers which is within the financial resources of the provinces and also efficient. In the United Provinces an attempt to meet the need on economical and efficient lines is being made by the establishment of "central training schools". These prepare candidates, after a one year's course of training, for the primary teachers' certificate examination. Each training school has an enrolment of 32 students. The staff consists of a trained undergraduate headmaster (in government service) and trained vernacular teachers selected by the inspector and lent by the district board. Government bear all the recurring charges of these central training schools. There are at present seven of them, but the expansion of compulsory education will necessitate the opening of at least 40 more. In the Punjab the system whereby vernacular training classes were attached to high schools has not proved a success. The Inspector of Training Institutions says that the system has

resulted in a dissipation of energy and is educationally unsound as "it places the future village school master in a very uncongenial atmosphere". The view is now generally held that the training units should be detached from high schools and concentrated to form normal schools. The Director of Public Instruction, Central Provinces, says, "Enough has not been done to train students to a sense of their future responsibilities as leaders of thought and pioneers of progress in village communities. The ideal of service to the community should be set before all normal school students so that when they become teachers they can assist or take the lead in all movements to make villagers happier and more prosperous". Similar views are stressed in the Punjab report which says, "The teacher has to play a diverse rôle to-day. His school is to be looked upon as a centre of enlightenment for the village peasantry and he is to be regarded as their community leader and friendly guide". Accordingly the pupil teachers of some training institutions have not only been lecturing to villagers on laws of sanitation, health, benefits of co-operation, advantages of scientific farming, etc., but have also opened adult schools and "have even swept village streets and cleaned and cleared the drains". This is all to the good provided the training institutions do not neglect their main task of imparting to students instruction in methods of teaching and school organization.

*Teachers for Girls' Schools.*—In most provinces the supply of well-qualified women for the teaching profession is much short of the demand although the position is improving. There is need especially of more Hindu and Muhammadan teachers. There are, however, social and economic influences at work which give some ground for hope that before long well-educated Hindu and Muhammadan girls may take to the teaching profession. In large towns Hindus are gradually freeing themselves from the purdah system and both Hindus and Muhammadans are beginning to recognise the advantages which the teaching profession offers to women. As prejudices die the supply of women teachers for the expansion of girls' high school education will increase and the expansion of high school education will in turn increase the supply of teachers. In the United Provinces there is a training department for women graduates attached to the Isabella Thoburn College, Lucknow, but the enrolment at present is small, partly because there are few recruits available and partly because the demand is limited. On the other hand the demand for admission to the three normal schools for girls exceeds the vacancies and there is pressing need for the opening of at least two more normal schools. In the Punjab a training college for women teachers is required "to provide better qualified mistresses and teachers of domestic science, games mistresses, art and music mistresses and fully trained kindergarten teachers, so that all schools may gradually be able to employ an efficient staff". As in the United Provinces a hopeful sign is that the number of applicants for admission to vernacular training institutions exceeds the number of vacancies. The Government of the Punjab are over-

coming the difficulty of getting girls to come from villages to the towns for training by starting in rural areas government middle schools with a small training class attached. In the North-West Frontier Province a Government Normal School for Women was opened in June 1927. The students are of varying degrees of attainment "speaking diverse tongues". But all are keen to learn. The number of applications for admission is larger than was anticipated and it is reported that "there are many teachers employed in village schools who are anxious to be trained". The following figures show the annual output of trained women teachers in the various provinces.

| Provinces.                             | OUTPUT OF TRAINED WOMEN TEACHERS FOR |                     |
|--|--------------------------------------|---------------------|
|  | Anglo-vernacular schools.            | Vernacular schools. |
| Madras . . . . .                       | 193                                  | 795                 |
| Bombay . . . . .                       | 6                                    | 282                 |
| Bengal . . . . .                       | 23                                   | 74                  |
| United Provinces . . . . .             | 22                                   | 90                  |
| Punjab . . . . .                       | 19                                   | 191                 |
| Burma . . . . .                        | 3                                    | 109                 |
| Bihar and Orissa . . . . .             | ...                                  | 83                  |
| Central Provinces and Berar . . . . .  | ...                                  | 64                  |
| Assam . . . . .                        | ...                                  | 15                  |
| North West Frontier Province . . . . . | ...                                  | 14                  |
| Delhi . . . . .                        | ...                                  | 7                   |
| Ajmer-Merwara . . . . .                | ...                                  | 7                   |
| Bangalore . . . . .                    | 6                                    | 42                  |
| Administered Areas . . . . .           | ...                                  | 56                  |
| <b>INDIA</b> . . . . .                 | <b>272</b>                           | <b>1,809</b>        |

(b) *Other Professional and Technical Institutions.*

The majority of professional and technical institutions, other than those for the training of teachers, are not under the control of provincial departments of education. The information furnished in provincial educational reports regarding these institutions is

therefore incomplete and is mainly statistical. The following table summarises this information:—

| Types of Institutions.                      | 1927.         |               | 1928.         |               |
|---|---------------|---------------|---------------|---------------|
|   | Institutions. | Scholars.     | Institutions. | Scholars.     |
| Law colleges and schools . . . . .          | 15            | 8,213         | 16            | 7,732         |
| Medical colleges and schools . . . . .      | 42            | 9,607         | 42            | 9,168         |
| Engineering colleges and schools . . . . .  | 17            | 3,644         | 18            | 4,283         |
| Agricultural colleges and schools . . . . . | 22            | 1,336         | 21            | 1,528         |
| Commercial colleges and schools . . . . .   | 158           | 8,221         | 160           | 9,150         |
| Forest colleges . . . . .                   | 2             | 129           | 2             | 138           |
| Veterinary colleges . . . . .               | 3             | 330           | 3             | 378           |
| Technical and Industrial schools . . . . .  | 450           | 24,537        | 473           | 26,141        |
| Schools of Art . . . . .                    | 11            | 1,964         | 11            | 2,004         |
| <b>Total (India)</b> . . . . .              | <b>720</b>    | <b>57,981</b> | <b>746</b>    | <b>60,812</b> |

## VII. EDUCATION OF EUROPEANS AND ANGLO-INDIANS.

*Statistics.*—The following table gives the figures for European schools in India:—

|                        | No. of Institutions. | No. of Scholars. | Total Expenditure.  |
|------------------------|----------------------|------------------|---------------------|
|                        |                      |                  | Rs.                 |
| For males . . . . .    | 168                  | 25,009           | 42,87,343           |
| For females . . . . .  | 245                  | 29,722           | 39,38,217           |
| <b>Total</b> . . . . . | <b>413</b>           | <b>54,120</b>    | <b>1,50,31,560*</b> |

\* Inclusive of Rs. 68,05,284 spent on inspection, buildings and miscellaneous objects

Of the 54,120 scholars in European schools, 10,555 were non-Europeans. The total number of European scholars, including those reading in institutions other than European schools, was 47,533. They were distributed as follows:—

|  | Males.        | Females.      |
|--|---------------|---------------|
| In arts colleges . . . . .                 | 307           | 164           |
| In professional colleges . . . . .         | 135           | 112           |
| In secondary and primary schools . . . . . | 22,832        | 22,447        |
| In special schools . . . . .               | 732           | 814           |
| <b>TOTAL</b> . . . . .                     | <b>23,996</b> | <b>23,537</b> |

47,533

The percentage of European and Anglo-Indian scholars to population was 18.36.

The majority of European schools are efficient. All the large schools are boarding schools and are therefore expensive. The following figures give the percentage of expenditure from public funds to total expenditure:—

| Province.                    | Percentage of expenditure on European education borne by public funds. |
|------------------------------|--|
| Madras                       | 35.4   |
| Bombay                       | 33.7   |
| Bengal                       | 26.6   |
| United Provinces             | 40.4   |
| Punjab                       | 55.4   |
| Burma                        | 27.3   |
| Bihar and Orissa             | 32.0   |
| Central Provinces and Berar  | 29.5   |
| Assam                        | 18.1   |
| North-West Frontier Province | 37.8   |
| Delhi                        | 49.0   |
| Ajmer-Merwara                | 20.3   |
| Baluchistan                  | 38.8   |
| Bangalore                    | 32.9   |
| Administered Areas           | 26.7   |
| India                        | 33.6   |

A criticism frequently made is that the domiciled European and Anglo-Indian community cease their education at the end of the secondary school stage. As the Bombay report says, "The neglect by Europeans of the examinations of the Indian universities results in their being greatly handicapped in securing employment." Even when they proceed to the University they do not always do as well as might be expected. The Burma Director says, "Anglo-Indians come to our colleges with a distinct advantage as regards familiarity with English; they find things easy at first, but fail later when application is necessary. The recent records of several pupils who came up with brilliant records have been disappointing". On the other hand, the Bengal report is optimistic and speaks of a movement in favour of university education. "This movement", says the Inspector of European Schools, "is undoubtedly due to the extended recognition granted by the Calcutta University to the Cambridge Certificate Examination; and it has been further stimulated by the demand for a university degree from those who propose entering the Civil Services. There is every indication that a new direction has been given to the higher studies of Anglo-Indians and that university qualifications will be more largely sought after than was the case in the past". This movement deserves every encouragement. The Punjab report also strikes a hopeful note and refers to proposals for providing facilities for the higher education of the domiciled community at the Royal

Military School, Sanawar, and the Bishop Cotton School, Simla, in addition to the existing facilities at the Lawrence School at Ghora Gali. In the United Provinces there are four European Intermediate colleges which prepare boys for admission to the degree classes of universities. It has been alleged that the Cambridge Local examinations cut European schools off from the main system of Indian higher education. But it is possible, as in Bengal, the United Provinces and the Punjab, to link up the European school system with the Indian University system. Provincial examinations for European schools have not proved a success. In the Central Provinces the departmental examinations have been abolished in favour of the Cambridge examinations. The Education Department of the Punjab appointed a committee to investigate the relation of the departmental examinations to the Cambridge examinations. The committee has recommended the substitution of the Cambridge certificate examination for the departmental high school examination "but in order to guarantee that pupils receive a broad foundation of learning, certain subjects will be made compulsory". Science and manual training are neglected in European boys' schools, but domestic science has a prominent place in many girls' schools. In Bengal and Burma girls have done better than boys in public examinations. "The boys are worse taught", says the Burma report, "for Anglo-Indian men rarely take to teaching and do not consider preliminary training necessary". An important development in Madras has been the amalgamation of three schools—the Bishop Corrie High School, the Doveton Boys High School and the St. Mark's School, Georgetown.

### VIII. EDUCATION OF MUHAMMADANS.

*Statistics.*—The number of Muhammadan scholars in various institutions during 1927 and 1928 was as follows:—

| Institutions.                           | NUMBER OF MUHAMMADAN SCHOLARS ON MARCH 31. |                  |                |                  |
|---|--|------------------|----------------|------------------|
|   | * 1927.                                    | 1928.            |                |                  |
|   |  | Males.           | Females.       | Total.           |
| Arts Colleges† . . . . .                | 8,456                                      | 8,448            | 35             | 8,483            |
| Professional Colleges† . . . . .        | 2,331                                      | 2,344            | 9              | 2,353            |
| Secondary and Primary Schools . . . . . | 2,437,973                                  | 2,166,798        | 439,846        | 2,606,644        |
| Special Schools . . . . .               | 141,676                                    | 156,771          | 1,325          | 158,096          |
| Unrecognised Institutions . . . . .     | 231,273                                    | 168,281          | 76,735         | 235,016          |
| <b>Total</b> . . . . .                  | <b>2,821,109</b>                           | <b>2,502,642</b> | <b>507,950</b> | <b>3,010,592</b> |
| Percentage to population . . . . .      | 4.7  | 8.0              | 1.8            | 5.0              |

\* Separate figures for male and female scholars are not available for the year 1926-27

† Students in teaching departments of the universities are shown under colleges.

These figures show satisfactory progress. In 1922-23 the number of Muhammadan scholars was 2.1 millions. Thus within a period of six years the number of Muhammadan scholars has increased by nearly one million and the percentage to population has consequently been raised from 3.6 to 5.0. This is a notable achievement. It is also significant that the percentage of Muhammadan scholars to population was 8.0 in the case of boys and 1.8 in the case of girls whereas the corresponding figures for scholars of all communities taken together were 7.7 and 1.66 respectively. The majority of Muhammadan pupils, however, are reading in the elementary classes and the community is still backward in higher education. As remarked by the Director in Bengal, "action is obviously necessary in the direction of encouraging Muhammadan boys to remain on at school in the top four classes of high schools, so that more Muhammadans may be available year after year for passing on to increase the all too small number of Muslim students in colleges".

*Provincial Developments.*—In *Madras*, as a result of the recommendations of a committee appointed to report on Moplah education, compulsory education for Moplah pupils has been introduced in several areas and two junior deputy inspectors were appointed during the year, in addition to the special assistant to the district educational officer, Malabar, to supervise Moplah education. In the *Bombay Presidency* Muhammadans are now taking more advantage than formerly of the facilities provided for higher and secondary education. They are assisted to do so by a liberal provision of scholarships provided by Government and from private sources and by special concessions. In government secondary schools 15 per cent. of the places are reserved for Muhammadans and 22½ per cent. of the Muhammadan pupils in each school are given free education. But the Director says that Muhammadan pupils are handicapped by their late start in education, which is due to the fact that it is a common practice for Muhammadan boys to attend a Quran school before they begin their secular education. In *Sind* there has been in recent years a great awakening amongst Muhammadans and the community are now making earnest efforts to recover the ground they have lost. As a result of the increased prosperity which is expected to follow the completion of the Sukkur Barrage there will probably be a demand for boys with a secondary education. The Director thinks that for Muhammadan boys especially there will be openings because it may be said of Muhammadans that "a knowledge of English does not necessarily make a man disinclined for manual labour". The aloofness of Muhammadans from the general scheme of secular education has for many years been one of the most serious obstacles to the educational progress of *Bengal*. The Board of Secondary Education, *Dacca*, has set itself to bring the Madrasahs within the general educational system by devising courses which will combine general training with special Islamic subjects and the Quran schools are gradually adopting a secular curriculum. In the *Calcutta*

Madrasah a revised course of studies, involving additional staff, scholarships and stipends has been introduced. In secondary schools Muhammadan pupils enjoy special concessions—reservation of places in government and aided schools, the grant of special scholarships and stipends and free studentships to the extent of fifteen per cent. of the enrolment of Muhammadan boys. The Dacca University received some generous donations for the grant of scholarships and stipends to students of the Muslim Hall. In the Punjab the total number of Muhammadan pupils exceeds the combined total for Hindus and Sikhs by over 20,000. But the advantage has been won in the primary stage of education; at the high school and university stages Muhammadans are behind Hindus. The facilities provided in the Punjab for English education in rural areas by the introduction of optional English in vernacular schools has been a boon to Muhammadan agriculturists, the majority of whom cannot afford to send their children to high schools. In the *United Provinces*, maktabs enjoy popularity “because they offer religious instruction and provide a living to local maulvies”. But Islamia schools are making no progress partly because of the apathy of district boards and partly because of their inferiority to ordinary schools. The need for a greater infusion of Muhammadan teachers in the staff employed by district board is emphasised in the *United Provinces* report, which says, “The boards will be hastening the advent of the desirable consummation of an ordinary mixed primary school for all classes of the community if they put forth special efforts to obtain and appoint a larger proportion of Muslim teachers in their schools”. In the *North-West Frontier Province* a programme for the expansion of education in the tribal territories has been formulated. It aims at doubling the present expenditure in five years and includes provision for raising the anglo-vernacular middle school at Parachinar to the high school stage “in fulfilment of a promise made to the local inhabitants by the late Lord Minto” in 1908. The benefits of education are being appreciated even in outlying districts of the Frontier and it is interesting to note that in the Islamia College and collegiate school at Peshawar there are as many as 36 students who came from over the border. The Principal of the Islamia College says that the needs of the college are many and urgent for “the college is now like a growing youth whose clothes have become too small for him”. In *Bihar and Orissa* the question of improving the finances of madrasahs by charging fees was considered. The decision was left to the managing committees and “it is significant that some of these favoured the practice on the ground that it would result in parents sending their children to school more regularly”. In *Assam* good progress was made; the percentage increase of Muhammadan pupils during the year was 15·9 as against 9·8 for all pupils.

*Language Problems.*—There has been a great development in the use of Urdu by the Muhammadan community in the *Bombay Presidency* during the last fifteen years. The development has been



purposive and is a symptom of the strengthening of the Islamic spirit throughout the community. The local vernacular is commonly used, especially in Gujarat, by many of the Muhammadans who have chosen that their children should be educated through the medium of Urdu. Urdu is popular, partly because it is written in the Persian script and partly because the ideas contained in the text books which are written in the local vernacular do not appeal to Muhammadans. On the other hand there can be no doubt that Muhammadan pupils are handicapped by the necessity imposed on them of learning two vernaculars. In Burma there are similar difficulties. The mother tongue of the Muhammadan population in Burma is Burmese but Muhammadans have demanded instruction also in Urdu. Directions were issued during the year that the teaching of Burmese should be compulsory wherever Burmese is the mother tongue. The retention of Urdu as a second language for Muhammadan children is demanded by the community on the ground that their religious books are written in Urdu. The Director says, "The production of Muhammadan religious books in Burmese may help, and wealthy Muhammadans could hardly find a better means of serving their religion and enlightening their community. The problem is still far from solved, but the Muhammadan has made a great stride if he has begun to realize the prime necessity of using the mother tongue as the main medium of instruction".

#### IX. EDUCATION OF THE DEPRESSED CLASSES.

*Statistics.*—The number of depressed class pupils under instruction in the seven major provinces was as follows:—

| Province.                             | NUMBER OF PUPILS ON MARCH 31. |         | Increase or Decrease. |
|---------------------------------------|-------------------------------|---------|-----------------------|
|                                       | 1927.                         | 1928.   |                       |
| Madras . . . . .                      | 273,926                       | 292,540 | + 18,614              |
| Bombay . . . . .                      | 60,260                        | 61,650  | + 1,490               |
| Bengal . . . . .                      | 344,179                       | 367,910 | + 23,731              |
| United Provinces . . . . .            | 94,669                        | 104,181 | + 9,512               |
| Punjab . . . . .                      | 19,502                        | 26,731  | + 7,229               |
| Bihar and Orissa . . . . .            | 25,006                        | 25,606  | + 602                 |
| Central Provinces and Berar . . . . . | 34,531                        | 40,848  | + 6,317               |
| Total . . . . .                       | 852,073                       | 919,668 | + 67,495              |

There are no depressed classes in Burma, while in Assam it is not possible to distinguish these classes from the aboriginal and hill

tribes. Figures for minor provinces and administered areas are not readily available. The increase of 7.9 per cent. in the number of pupils compares favourably with the percentage (5.5) for pupils of all communities taken together. But the number of depressed class pupils under instruction in 1927-28 was only three per cent. of the population, as against 4.76 per cent. for pupils of all communities.

The education of the depressed classes has received special attention in all the provinces. In *Madras*, the policy that all publicly managed schools should be accessible to the depressed classes has been continued and, in 1927-28, 111 schools held in *agraharams*, *chavadies*, etc., from which the depressed class children were excluded, were removed to places accessible to them. One hundred and twenty-eight schools located in private rented buildings were also removed to suitable ones and 55 schools were constructed during the year in places accessible to the depressed classes. Of 16,419 schools under public management, 14,287 are accessible to the children of depressed classes, while in 6,421 such children are admitted freely. The total number of Adi-Dravida and Adi-Andhra scholars in ordinary public schools rose from 228,511 to 241,682, i.e., by 5.75 per cent. The *Madras* Labour Department has continued its activities in providing special facilities for the spread of education among the depressed classes. The number of elementary schools, including night schools, started by this Department in the sixteen districts where the labour staff is working was 1,178 up to the end of the year under report. The Department also maintains hostels and awards boarding grants to pupils and stipends for teachers in training. During the year, 610 educational, 110 industrial and 10 commercial scholarships were granted to pupils of the depressed classes. In the *Bombay Presidency* there were 555 special primary schools for depressed classes, with 19,262 pupils in them. The Director supports the view that the maintenance of special schools is not in the interests of the community, as being calculated to stereotype and perpetuate the conditions of untouchability from which the depressed classes are seeking to escape, but he is not in favour of closing all the special schools immediately. He, however, thinks that by securing the attendance of depressed class children in the ordinary schools "not only is the prejudice against them gradually diminished but by their receiving education with the more advanced castes they will be more likely to progress". Among the backward classes in *Bengal*, the Mahishyas, Namasudras and Pods appear to be making steady progress in education. Non-official bodies—missionary societies, the Hindu Relief Society, the Society for the Improvement of Backward Classes and the Boards of Sonthal Education—are doing excellent work in maintaining and aiding schools for the depressed classes and aborigines. In the *United Provinces* the number of special institutions for depressed classes and their enrolment increased from 814 and 22,926 respectively to 869 and 27,020 respectively. The majority of pupils, however, were receiving instruction in the ordinary schools. On the recommendation of a committee appointed to enquire into and

report on the state of primary education of boys of educationally backward communities, which submitted its report early in 1927, additions have been made to the district board education rules to the effect that in areas occupied by members of the depressed classes the board should establish boards' ordinary primary schools in preference to establishing special schools exclusively for these classes, that the board may appoint a supervisor for depressed class schools, provided that he is fit for the post and belongs to the depressed classes, and that in boards' primary and aided schools established in areas in which these classes are resident the teachers should, as far as possible, be drawn from the depressed classes. Towards the close of the year, an officer was placed on special duty in the *Punjab* to examine the problem and submit definite proposals and suggestions for the consideration of Government. Meanwhile special measures have been taken for the encouragement of education amongst the depressed classes, as a result of which the number of pupils in all kinds of educational institutions has increased from 8,042 in 1923 to 26,731 in 1928. This large increase has occurred mainly in ordinary schools. Members of the depressed community possessing the requisite qualifications are now freely admitted to normal schools. During the year, six members of the depressed community were trained as junior vernacular teachers and two as senior vernacular teachers. In *Bihar and Orissa*, the number of special schools for untouchables and their enrolment increased from 222 and 5,633 respectively to 233 and 5,989 respectively. While it is said that caste prejudice is gradually breaking down in the Orissa division as a whole, "it is still strong in some parts, boys of the untouchable castes having to sit apart in many of the ordinary schools and outside the school altogether when it is held in a private *baithaka* or temple". But Government have taken special measures to help the depressed classes. They have appointed temporarily a special inspecting staff consisting of one senior and two junior officers to stimulate education amongst these classes. In the *Central Provinces* the total number of pupils belonging to the depressed classes increased by 171 only. In the *Nerbudda* circle the number who complete the primary course is small, "owing to the apathy of parents, need for earning money, lazy habits of mind and body and neglect by teachers". The last factor operates powerfully to discourage attendance; we are told that "there are still many schools where boys are seated separately from other pupils; sometimes they are not given anything to sit on while others sit on *tatpatties*". Conditions are much better in the *Nagpur* circle where "the children of these classes sit and mix freely with those of other castes". The general impression which the provincial reports give is that there are economic, social, political and religious influences at work making for the uplift of the depressed classes. There are indications that they are becoming conscious of the value of their services to the community and consequently have rights which they can assert. Social reformers, from humanitarian motives, are at work among them. Political organisations now make the uplift of

the depressed classes a plank in their programmes and religious bodies are striving to bring these classes within their fold. With all these influences at work there is good hope for the future.

#### X. MISCELLANEOUS.

*Education in legislative bodies.*—Both the central and provincial legislatures continued to evince a keen interest in all matters relating to education. In *Madras*, a resolution was moved recommending that “ independent medical practitioners be appointed to teach physiology and hygiene and to take charge of medical inspection and physical training in all schools and colleges maintained by Government and local bodies ” but it was withdrawn on the Minister giving an assurance that the matter would be investigated by the Director of Public Instruction. The Legislative Council of *Bengal* accepted a resolution to the effect that steps should be taken “ to approach the Government of India for securing the proceeds of the export duty on jute for the province of Bengal to be utilized for the purpose of agriculture and sanitary improvement and free compulsory primary education in the province ”. Another resolution asked that the budget provision for direct grants to non-government secondary schools for Europeans and Anglo-Indians should be refused, but it was withdrawn. In the *United Provinces*, the attitude of the Council was one of vigilant sympathy. Among the important matters raised by members during the debates were girls’ education and grants to the Benares Hindu and Aligarh Muslim Universities. The Government promised to give a high place to girls’ education in the list of educational demands and to consider the possibility of making additional grants to the two universities. Other matters brought under criticism or review were university and intermediate education. The attitude of the *Punjab* Council also has been encouraging towards education in general and that of girls in particular. In regard to the latter, a resolution was passed to the effect that all additional funds available for education should be spent on girls’ schools. In *Bihar and Orissa*, three resolutions concerning educational matters were discussed. One of these, recommending Government to take steps to make arrangements for the military training of students of all secondary schools, was adopted but Government were unable to accept it. The other two resolutions were withdrawn: one of them related to a revision of courses of study and to the curtailment of the period of school education, while the other recommended that no restrictions should be imposed on local bodies as regards the number of upper primary schools to be maintained by them. It is reported from *Bombay* that “ education bulks larger than any other subject in the questions asked in the Legislative Council ” but that these questions were “ mostly of petty, personal and local importance ”. In February 1928, a resolution to the effect that directions be issued to all provincial Governments to provide special facilities for the education of the untouchables and other depressed classes was accepted by the Legislative Assembly.

*The Chiefs' Colleges.*—There are five chiefs' colleges for the sons and relatives of Indian princes and noblemen. They are conducted on English public school lines. Their enrolment during the year was as follows:—

|                                     |     |
|-------------------------------------|-----|
| Mayo College, Ajmer . . . . .       | 108 |
| Aitchison College, Lahore . . . . . | 110 |
| Daly College, Indore . . . . .      | 69  |
| Rajkumar College, Rajkot . . . . .  | 44  |
| Rajkumar College, Raipur . . . . .  | 50  |
|                                     | 381 |

These colleges prepare candidates mainly for the Diploma Examination of the Government of India. Of the 22 candidates who appeared at the examination, sixteen passed, five of whom obtained "distinction" marks in one or more subjects. The Mayo College also prepares candidates for the Higher Diploma Examination. The total number of boys in the post-diploma classes was ten. Five candidates appeared for the Higher Diploma Examination of whom four were successful.

*Boy Scouts and Girl Guides.*—All provinces report a rapid expansion of the boy scout movement during the year. The *Punjab* report says that it "is probable that this great institution is the most powerful influence for good in our schools"; *Bombay* says that the scouts are "the pioneers of social work in Ahmedabad" and rendered valuable assistance to the Gujarat flood relief committee; *Madras* reports that "scouting has spread to every corner of the province and there is enthusiasm for the movement throughout the presidency"; in the *North-West Frontier Province* there was great keenness and the movement was extended to vernacular schools; in the *United Provinces* "a marked feature during the year was the success of the training camps and the enthusiasm of the teachers who attended them"; in *Burma* proposals for the extension of scouting to villages were adopted and financed by Government; in the *Central Provinces* an excellent building was constructed from voluntary subscriptions to serve as the headquarters of the Jubbulpore scouts; in *Bihar and Orissa* "good work, including social service at *melas*, is being done"; in *Bengal* "the movement continues to gain in popularity". But there is a tendency to sacrifice quality to quantity. Thus the Burma Director says, "Too many of our troops have existed mainly to wear scouting uniform and turn out for occasional jamborees or entertainments—scouting in Burma will satisfy or disappoint its supporters in proportion to its success in providing boys with a constant ideal of conduct and with regular occupations and interests"; in the Punjab it is reported that "mere display is given undue prominence"; in Bihar and Orissa "difficulty has been experienced in keeping the true scout spirit alive". These defects are due to the dearth of well-trained scoutmasters.

The girl guide movement is progressing, especially in Madras and the United Provinces. In the latter province Government have helped the Girl Guides Association with a recurring grant of Rs. 5,000 per annum. The Association was thus able to obtain the services of a trainer from England and her appointment has been fully justified by the results achieved. In all provinces the main obstacle in the way of expansion, apart from the usual difficulties attendant on girls' education generally, is the want of suitable guiders. As the Burma report says, "It is often difficult to get any one outside the school to help, and when a school mistress who has been trained for the work is transferred it is impossible to replace her".

*Education of defectives.*—The provision made for the education of deaf-mute and blind children in the different provinces is indicated in the following table:—

| Province.                   | NO. OF SCHOOLS. |                | NO. OF PUPILS. |        |        |
|-----------------------------|-----------------|----------------|----------------|--------|--------|
|                             | For deaf-mutes. | For the blind. | Deaf-mutes.    | Blind. | Total. |
| Madras . . . . .            | 3               | 3              | 164            | 100    | 264    |
| Bombay . . . . .            | 4               | 3              | 145            | 126    | 271    |
| Bengal . . . . .            | 6               | 1              | 197            | 76     | 273    |
| Punjab . . . . .            | ...             | 1              | ...            | 25     | 25     |
| Burma . . . . .             | ...             | 2              | ...            | 48     | 48     |
| Bihar and Orissa . . . . .  | ...             | 2              | ...            | 69     | 69     |
| Central Provinces and Berar | 1               | ...            | 20             | ...    | 20     |
| Total . . . . .             | 14              | 12             | 526            | 444    | 970    |

In addition to the schools included in the above table there are a school for the deaf and dumb in Burma, a school for defectives in the Punjab and a school for the blind in Bombay, about which the provincial reports have not given details. Other schools which may be mentioned are the Children's House at Kurseong, Bengal, and the leper schools at Purulia in Bihar and Orissa, and at Bapatla in Madras. The Kurseong institution, which is intended for physically and mentally deficient European children, had 19 pupils on its rolls. The other two institutions were attended by 148 and five pupils respectively.

*Unrecognised Institutions.*—The number of unrecognised institutions decreased by 302 from 35,216 to 34,914 and their enrolment by 13,080 from 628,146 to 615,066. Most of these institutions teach only the rudiments of education, combined with some religious

instruction of an elementary nature. More than half of them are located in Burma where almost all are monastic schools. The number of these during the year was 18,325 with an enrolment of 197,441 pupils. The only provinces which recorded an increase in the number of unrecognised schools were the Punjab (393), Bihar and Orissa (24) and Coorg (10). Among the institutions for higher and secondary education, the more prominent are the Indian Women's University at Poona, the Kabindra College, Goila, Bakarganj, and the Santineketan Institution, Bolpur, in the Bengal Presidency, and the Arya Samaj institution at Gurukula and the Muhammadan Madrasah at Deoband in the United Provinces. The number of "national" schools, which are a relic of the non-co-operation movement, is dwindling fast.

A. H. MACKENZIE.

# APPENDIX.

## General Educational Tables, 1927-28.

### INDEX.

|   | PAGES. |
|---|--------|
| General Summary of Educational Institutions and Scholars . . . . .                            | 50     |
| General Summary of Expenditure on Education, . . . . .  | 51     |
| Explanations . . . . .  | 52     |
| I. Classification of Educational Institutions . . . . .                                       | 53     |
| II-A. Distribution of Scholars attending Educational Institutions<br>for Males . . . . .      | 54-55  |
| II-B. Distribution of Scholars attending Educational Institutions<br>for Females . . . . .    | 53-57  |
| III-A. Expenditure on Education for Males . . . . .   | 53-60  |
| III-B. Expenditure on Education for Females . . . . .   | 61-63  |
| IV-A. Race or Creed of Male Scholars receiving General Education                              | 64     |
| IV-B. Race or Creed of Female Scholars receiving General<br>Education . . . . .               | 65     |
| V-A. Race or Creed of Male Scholars receiving Vocational and<br>Special Education . . . . .   | 66     |
| V-B. Race or Creed of Female Scholars receiving Vocational and<br>Special Education . . . . . | 67     |
| VI-A. Men Teachers . . . . .  | 68     |
| VI-B. Women Teachers . . . . .  | 69     |
| VII. European Education . . . . .   | 70     |
| VIII. Examination Results . . . . .   | 71-72  |



## General Summary of Educational Institutions and Scholars.

|                                 |               |                   | Percentage of Scholars to population. |            |                   |                       |  |
|---------------------------------|---------------|-------------------|---------------------------------------|------------|-------------------|-----------------------|--|
|                                 |               |                   | Recognized Institutions.              |            | All Institutions. |                       |  |
|                                 |               |                   | 1928.                                 | 1927.      | 1928.             | 1927.                 |  |
| Area in square miles . . . . .  | 1,091,385     |                   |                                       |            |                   |                       |  |
| Population--                    |               |                   |                                       |            |                   |                       |  |
| Males . . . . .                 | 127,042,463   | Males . . . . .   | 7.29                                  | 6.91       | 7.70              | 7.33                  |  |
| Females . . . . .               | 120,285,483   | Females . . . . . | 1.58                                  | 1.46       | 1.66              | 1.58                  |  |
| Total . . . . .                 | 247,327,946   | Total . . . . .   | 4.51                                  | 4.26       | 4.76              | 4.51                  |  |
| Recognized Institutions.        | Institutions. |                   |                                       | Scholars.  |                   |                       | Stages of Instruction of Scholars entered in column 4. |
|                                 | 1928.         | 1927.             | Increase or decrease.                 | 1928.      | 1927.             | Increase or decrease. |  |
|                                 | 1             | 2                 | 3                                     | 4          | 5                 | 6                     |  |
| Universities . . . . .          | 15            | 14                | +1                                    | (e) 7,562  | 7,053             | +509                  | ...  |
| For Males.                      |               |                   |                                       |            |                   |                       |  |
| Arts Colleges . . . . .         | 217           | 218               | +4                                    | 64,652     | 63,996            | +656                  | (a) 21,313<br>(b) 40,952                               |
| Professional Colleges . . . . . | 64            | 70                | -6                                    | 16,962     | 17,434            | -472                  | (c) 1,705<br>(a) 12,664<br>(b) 2,389                   |
| High Schools . . . . .          | 2,497         | 2,444             | +53                                   | 771,927    | 744,444           | +27,483               | (c) 576,920<br>(d) 195,007                             |
| Middle Schools . . . . .        | 8,528         | 7,929             | +599                                  | 1,063,269  | 971,217           | +112,079              | (e) 840,697  |
| Primary Schools . . . . .       | 168,648       | 162,666           | +5,982                                | 7,691,667  | 7,290,546         | +371,121              | (d) 742,532  |
| Special Schools . . . . .       | 9,888         | 9,711             | +177                                  | 340,571    | 316,113           | +24,458               | (d) 17,661,667   |
| Totals . . . . .                | 189,792       | 183,083           | +6,709                                | 9,939,048  | 9,408,750         | +530,298              | ...  |
| For Females.                    |               |                   |                                       |            |                   |                       |  |
| Arts Colleges . . . . .         | 19            | 19                | ...                                   | 1,920      | 1,254             | +66                   | (a) 279<br>(b) 738                                     |
| Professional Colleges . . . . . | 7             | 7                 | ...                                   | 200        | 182               | +18                   | (c) 1308<br>(a) 149<br>(b) 45                          |
| High Schools . . . . .          | 262           | 243               | +19                                   | 56,927     | 49,757            | +7,170                | (c) 25,991<br>(d) 30,915                               |
| Middle Schools . . . . .        | 712           | 722               | -10                                   | 90,411     | 88,649            | +1,762                | (c) 15,511<br>(d) 74,864                               |
| Primary Schools . . . . .       | 28,651        | 26,682            | +1,969                                | 1,051,301  | 966,314           | +84,987               | (d) 51,051,301   |
| Special Schools . . . . .       | 352           | 326               | +24                                   | 13,367     | 12,491            | +896                  | ...  |
| Totals . . . . .                | 30,008        | 28,001            | +2,007                                | 1,313,546  | 1,118,547         | +194,999              | ...  |
| Unrecognized Institutions       |               |                   |                                       |            |                   |                       |  |
| For Males . . . . .             | 31,536        | 32,198            | -392                                  | 545,854    | 566,110           | -20,256               | ...  |
| For Females . . . . .           | 3,878         | 3,088             | +890                                  | 69,212     | 62,036            | +7,176                | ...  |
| Totals . . . . .                | 34,914        | 35,216            | -302                                  | 615,066    | 628,146           | -13,080               | ...  |
| Grand Totals . . . . .          | 254,724       | 246,264           | +8,460                                | 11,775,222 | 11,157,496        | +617,726              | ...  |

1) In Graduate and post-graduate classes.

2) In Intermediate classes.

3) In Secondary stage.

4) In Primary stage.

5) Includes 260 scholars of professional colleges in Burma and 104 Law scholars in Delhi.

\* Includes 3 scholars in Intermediate classes.

† Includes 2 scholars in secondary stage.

‡ Includes 180 scholars in primary stage in Bangalore.

§ Includes 49 scholars in secondary stage.

N. B. 1.—There are also 6 Boards of Secondary and Intermediate Education in British India which are not separately shown in this table.

N. B. 2.—Details under column 7 do not in some cases agree with the totals under column 4 as classification by age in respect of all scholars has not been furnished by all provinces.

General Summary of Expenditure on Education.

|   | TOTAL EXPENDITURE.  |                     |                       | PERCENTAGE OF EXPENDITURE FROM |              |             |                | COST PER SCHOLAR TO |               |               |                | Total cost per scholar. |
|---|---------------------|---------------------|-----------------------|--------------------------------|--------------|-------------|----------------|---------------------|---------------|---------------|----------------|-------------------------|
|   | 1926.               | 1927.               | Increase or decrease. | Govt. funds.                   | Local funds. | Fees.       | Other sources. | Govt. funds.        | Local funds.  | Fees.         | Other sources. |                         |
|   | 1                   | 2                   | 3                     | 4                              | 5            | 6           | 7              | 8                   | 9             | 10            | 11             |                         |
|   | Rs.                 | Rs.                 | Rs.                   |                                |              |             |                | Rs. a p.            | Rs. a p.      | Rs. a p.      | Rs. a p.       | Rs. a p.                |
| Direction and Inspection . . .                  | 1,11,11,340         | 1,03,02,057         | + 8,09,283            | 92.6                           | 7.4          | ...         | ...            | ...                 | ...           | ...           | ...            | ...                     |
| Universities . . . . .                          | 1,11,58,956         | 1,17,68,997         | - 6,10,041            | 45.4                           | ...          | 40.8        | 13.8           | ...                 | ...           | ...           | ...            | ...                     |
| Boards of Secondary and Intermediate Education. | 2,93,413            | 2,54,129            | + 39,284              | 18.3                           | ...          | 81.7        | ...            | ...                 | ...           | ...           | ...            | ...                     |
| † Miscellaneous . . . . .                       | 5,12,14,579         | 4,82,83,061         | + 29,21,518           | 48.9                           | 12.9         | 12.8        | 25.4           | ...                 | ...           | ...           | ...            | ...                     |
| <b>TOTALS</b>                                   | <b>7,37,78,288</b>  | <b>7,06,18,244</b>  | <b>+ 31,60,044</b>    | <b>54.8</b>                    | <b>10.1</b>  | <b>15.4</b> | <b>19.7</b>    | <b>...</b>          | <b>...</b>    | <b>...</b>    | <b>...</b>     | <b>...</b>              |
| <i>Institutions for Males.</i>                  |                     |                     |                       |                                |              |             |                |                     |               |               |                |                         |
| Arts Colleges . . . . .                         | 1,23,43,219         | 1,22,73,486         | + 5,69,733            | 41.8                           | 0.6          | 13.2        | 14.4           | 84 15 2             | 1 1 8         | 87 14 7       | 29 5 8         | 203 5 1                 |
| Professional Colleges . . . . .                 | 75,62,826           | 73,96,426           | + 1,66,400            | 73.7                           | 2.2          | 18.9        | 5.2            | 321 9 9             | 9 10 10       | 32 4 9        | 22 14 8        | 436 8 0                 |
| High Schools . . . . .                          | 4,18,68,131         | 4,01,55,553         | + 17,12,378           | 31.9                           | 3.1          | 50.1        | 14.9           | 16 9 6              | 1 9 10        | 26 0 7        | 7 11 5         | 51 15 4                 |
| Middle Schools . . . . .                        | 2,11,44,685         | 1,90,25,234         | + 21,19,451           | 37.9                           | 24.4         | 26.1        | 11.6           | 7 6 4               | 4 12 4        | 5 1 4         | 2 4 3          | 19 8 3                  |
| Primary Schools . . . . .                       | 6,23,70,297         | 5,92,20,326         | + 31,49,881           | 52.1                           | 30.1         | 8.4         | 9.4            | 4 3 10              | 2 7 3         | 0 10 11       | 0 12 3         | 8 2 3                   |
| Special Schools . . . . .                       | 1,59,73,862         | 1,51,65,888         | + 8,07,474            | 67.6                           | 3.9          | 9.7         | 18.8           | 31 11 4             | 1 13 1        | 4 9 0         | 8 13 0         | 46 14 5                 |
| <b>TOTALS</b>                                   | <b>16,17,62,430</b> | <b>15,82,37,218</b> | <b>+ 85,25,217</b>    | <b>46.9</b>                    | <b>16.1</b>  | <b>24.8</b> | <b>12.2</b>    | <b>7 9 11</b>       | <b>2 9 11</b> | <b>4 0 7</b>  | <b>1 15 10</b> | <b>76 4 3</b>           |
| <i>Institutions for Females.</i>                |                     |                     |                       |                                |              |             |                |                     |               |               |                |                         |
| Arts Colleges . . . . .                         | 5,12,865            | 5,29,573            | - 16,708              | 60.5                           | 0.9          | 17.6        | 21.0           | 263 4 4             | 3 12 5        | 76 5 11       | 91 8 11        | 434 15 7                |
| Professional Colleges . . . . .                 | 2,72,132            | 2,39,366            | + 32,756              | 83.7                           | ...          | 9.6         | 6.7            | 1,188 7 5           | ...           | 130 11 9      | 91 6 7         | 1,360 9 9               |
| High Schools . . . . .                          | 57,63,411           | 54,25,753           | + 3,34,655            | 43.4                           | 1.7          | 32.7        | 22.2           | 43 6 11             | 1 11 10       | 32 12 10      | 22 3 1         | 100 2 8                 |
| Middle Schools . . . . .                        | 34,55,659           | 33,66,409           | + 89,250              | 36.8                           | 13.7         | 16.0        | 33.5           | 14 0 9              | 5 4 1         | 6 1 8         | 12 13 1        | 38 3 7                  |
| Primary Schools . . . . .                       | 1,05,01,380         | 1,03,01,370         | + 2,00,010            | 44.6                           | 35.7         | 3.1         | 16.6           | 4 7 3               | 3 9 1         | 0 4 11        | 1 10 7         | 9 15 10                 |
| Special Schools . . . . .                       | 22,32,657           | 21,26,644           | + 1,06,013            | 66.3                           | 2.1          | 4.4         | 27.2           | 110 9 0             | 3 9 1         | 7 5 8         | 45 4 8         | 166 12 5                |
| <b>TOTALS</b>                                   | <b>2,27,38,101</b>  | <b>2,19,92,115</b>  | <b>+ 7,45,986</b>     | <b>46.1</b>                    | <b>19.2</b>  | <b>13.1</b> | <b>21.6</b>    | <b>8 10 2</b>       | <b>3 9 8</b>  | <b>2 7 2</b>  | <b>4 0 9</b>   | <b>18 11 9</b>          |
| <b>GRAND TOTALS</b>                             | <b>25,82,78,819</b> | <b>24,58,47,572</b> | <b>+ 1,24,31,247</b>  | <b>49.0</b>                    | <b>14.7</b>  | <b>21.1</b> | <b>15.2</b>    | <b>11 5 7</b>       | <b>3 6 4</b>  | <b>4 14 1</b> | <b>3 8 3</b>   | <b>23 2 3</b>           |

N. B.—For explanation of certain terms used in the tables please see overleaf.

\*Include both District Board and Municipal Funds.

†Includes expenditure on buildings.

## EXPLANATIONS.

1. *School Year*.—In these tables the school year is assumed to coincide with the financial year, i.e., to extend from April 1st of one year to March 31st of the next, though in actual practice some institutions, e.g., European schools, may close in December and others, e.g., colleges in May.

2. *Recognised Institutions* are those in which the course of study followed is that which is prescribed or recognised by the Department of Public Instruction or by a University or a Board of Secondary and Intermediate Education constituted by law and which satisfy one or more of these authorities, as the case may be, that they attain to a reasonable standard of efficiency. They are open to inspection and their pupils are ordinarily eligible for admission to public examinations and tests held by the Department or the University or the board.

3. *Unrecognised Institutions* are those which do not come under the above definition of recognised institutions. They are for the most part indigenous institutions for education of a religious character.

4. *Other sources* include income from endowments, subscriptions, contributions, etc.

5. *Classification*.—In tables IV-A and IV-B, Class I represents the lowest class in the school, whether called infant class, sub-standard A or Class I. Where the number of school classes exceeds 10, the additional classes should be entered in the space left blank below X and numbered for the purposes of this table XI and XII.

6. *Intermediate colleges and examinations*.—An “Intermediate college” means an institution preparing students for admission to the degree courses of a University or for entrance into vocational colleges. The Intermediate examination means an examination qualifying for admission to a course of studies for a degree.

7. *European scholars* are included in the General Summary and General Tables II-A and B, IV-A and B, V-A and B, VIII and IX. The *expenditure* on European Schools is included in the General Summary and General Tables III-A and B. *Teachers* in European Schools are included in Tables VI-A and B.

8. All statistics refer to Recognised Institutions only, except where side-headings for Unrecognised Institutions are entered.

9. In Tables IV-A and B and V-A and B, the top-heading “Hindus” may be sub-divided into such necessary sub-headings as may be considered suitable in each province, e.g., “Higher castes” and “Depressed” or “Backward classes”, or “Brahmins” and “Non-Brahmins”, etc. [In the consolidated tables for all India, all Hindu scholars will, however, be entered in one column only.]

10. Table IX is prepared at the end of each Quinquennium and gives figures for the last year of the Quinquennium only.

## I.—Classification of Educational Institutions.

|  | FOR MALES.   |                 |                  |                 |               |                 | FOR FEMALES. |                 |                  |               |              |               |
|--|--------------|-----------------|------------------|-----------------|---------------|-----------------|--------------|-----------------|------------------|---------------|--------------|---------------|
|  | Government.  | District Board. | Municipal Board. | Aided.          | Unaided.      | Total.          | Government.  | District Board. | Municipal Board. | Aided.        | Unaided.     | Total.        |
|  | 1            | 2               | 3                | 4               | 5             | 6               | 7            | 8               | 9                | 10            | 11           | 12            |
| <b>RECOGNISED INSTITUTIONS.</b>                |              |                 |                  |                 |               |                 |              |                 |                  |               |              |               |
| Universities                                   | ...          | ...             | ...              | 15              | ...           | 15              | ...          | ...             | ...              | ...           | ...          | ...           |
| Boards of Secondary and Intermediate Education | 4            | ...             | ...              | 2               | ...           | 6               | ...          | ...             | ...              | ...           | ...          | ...           |
| Colleges—                                      |              |                 |                  |                 |               |                 |              |                 |                  |               |              |               |
| Arts and Science*                              | 82           | 1               | ...              | 63              | 14            | 180             | 3            | ...             | ...              | 6             | 1            | 10            |
| Law  | 4            | ...             | ...              | 3               | 7             | 14              | ...          | ...             | ...              | ...           | ...          | ...           |
| Medicine                                       | 7            | ...             | 1                | 1               | ...           | 9               | ...          | ...             | ...              | 1             | ...          | 1             |
| Education                                      | 14           | ...             | ...              | 1               | ...           | 15              | 2            | ...             | ...              | 3             | 1            | 6             |
| Engineering                                    | 6            | ...             | ...              | 1               | ...           | 7               | ...          | ...             | ...              | ...           | ...          | ...           |
| Agriculture                                    | 6            | ...             | ...              | ...             | 1             | 7               | ...          | ...             | ...              | ...           | ...          | ...           |
| Commerce                                       | 1            | ...             | ...              | 5               | ...           | 7               | ...          | ...             | ...              | ...           | ...          | ...           |
| Forestry                                       | 2            | ...             | ...              | ...             | ...           | 2               | ...          | ...             | ...              | ...           | ...          | ...           |
| Veterinary Science                             | 3            | ...             | ...              | ...             | ...           | 3               | ...          | ...             | ...              | ...           | ...          | ...           |
| Intermediate and 2nd grade Colleges.           | 26           | ...             | 1                | 47              | 13            | 87              | 2            | ...             | ...              | 7             | ...          | 9             |
| <b>TOTALS</b>                                  | <b>191</b>   | <b>1</b>        | <b>2</b>         | <b>141</b>      | <b>36</b>     | <b>261</b>      | <b>7</b>     | <b>...</b>      | <b>...</b>       | <b>17</b>     | <b>2</b>     | <b>26</b>     |
| High Schools                                   | 317          | 132             | 92               | 1,417           | 539           | 2,497           | 37           | ...             | 4                | 216           | 5            | 262           |
| Middle Schools { English                       | 193          | 251             | 143              | 2,113           | 684           | 3,394           | 19           | 2               | 12               | 247           | 15           | 295           |
| { Vernacular                                   | 50           | 3,864           | 164              | 1,096           | 20            | 5,134           | 79           | 30              | 11               | 241           | 6            | 417           |
| Primary Schools                                | 2,646        | 54,922          | 4,226            | 96,126          | 10,828        | 1,68,646        | 349          | 3,336           | 3,292            | 17,995        | 3,679        | 28,631        |
| <b>TOTALS</b>                                  | <b>3,116</b> | <b>59,269</b>   | <b>4,565</b>     | <b>1,00,652</b> | <b>12,071</b> | <b>1,79,673</b> | <b>484</b>   | <b>3,368</b>    | <b>3,369</b>     | <b>18,699</b> | <b>3,705</b> | <b>29,625</b> |
| <b>Special Schools:—</b>                       |              |                 |                  |                 |               |                 |              |                 |                  |               |              |               |
| Art  | 6            | ...             | ...              | 4               | 1             | 11              | ...          | ...             | ...              | ...           | ...          | ...           |
| Law  | 2            | ...             | ...              | ...             | ...           | 2               | ...          | ...             | ...              | ...           | ...          | ...           |
| Medical  | 18           | ...             | ...              | 2               | 8             | 28              | 2            | ...             | ...              | 2             | ...          | 4             |
| Normal and Training.                           | 415          | 67              | 13               | 44              | 4             | 543             | 90           | 3               | 2                | 83            | 3            | 181           |
| Engineering + Technical and Industrial.        | 9            | ...             | ...              | 1               | 1             | 11              | ...          | ...             | ...              | ...           | ...          | ...           |
| Commercial                                     | 119          | 24              | 8                | 212             | 23            | 368             | 5            | ...             | ...              | 73            | 7            | 85            |
| Agricultural                                   | 16           | ...             | 1                | 28              | 101           | 148             | ...          | ...             | ...              | 5             | ...          | 5             |
| Reformatory                                    | 9            | ...             | 1                | 3               | ...           | 13              | ...          | ...             | ...              | 1             | ...          | 1             |
| Schools for Defectives.                        | 9            | ...             | ...              | 2               | ...           | 11              | ...          | ...             | ...              | ...           | ...          | ...           |
| Schools for Adults.                            | 1            | ...             | ...              | 24              | ...           | 25              | ...          | ...             | ...              | 4             | ...          | 4             |
| Other Schools.                                 | 9            | 2,549           | 225              | 1,786           | 778           | 5,329           | ...          | 4               | ...              | 11            | ...          | 15            |
| <b>TOTALS</b>                                  | <b>66</b>    | <b>21</b>       | <b>14</b>        | <b>2,539</b>    | <b>689</b>    | <b>3,829</b>    | <b>6</b>     | <b>6</b>        | <b>1</b>         | <b>41</b>     | <b>3</b>     | <b>57</b>     |
| <b>TOTALS</b>                                  | <b>681</b>   | <b>2,661</b>    | <b>262</b>       | <b>4,627</b>    | <b>1,607</b>  | <b>9,638</b>    | <b>103</b>   | <b>13</b>       | <b>3</b>         | <b>220</b>    | <b>13</b>    | <b>352</b>    |
| <b>TOTALS FOR RECOGNISED INSTITUTIONS.</b>     | <b>3,902</b> | <b>61,931</b>   | <b>4,829</b>     | <b>1,05,437</b> | <b>13,714</b> | <b>1,89,813</b> | <b>594</b>   | <b>3,381</b>    | <b>3,372</b>     | <b>18,936</b> | <b>3,720</b> | <b>30,003</b> |
| <b>UNRECOGNISED INSTITUTIONS</b>               | ...          | 21              | 11               | 114             | 31,390        | 31,336          | ...          | 1               | 3                | 25            | 3,949        | 3,878         |
| <b>GRAND TOTALS, ALL INSTITUTIONS.</b>         | <b>3,902</b> | <b>61,952</b>   | <b>4,840</b>     | <b>1,05,551</b> | <b>45,104</b> | <b>2,21,349</b> | <b>594</b>   | <b>3,382</b>    | <b>3,375</b>     | <b>18,961</b> | <b>7,669</b> | <b>33,381</b> |

\* Includes 3 Oriental Colleges.

+ Includes Surrey Schools.

## II-A.—Distribution of Scholars attending

|  | Government.                     |                           |                                       | District Board.                 |                           |                                       | Municipal Board.                |                           |                                       |
|--|---------------------------------|---------------------------|---------------------------------------|---------------------------------|---------------------------|---------------------------------------|---------------------------------|---------------------------|---------------------------------------|
|  | Scholars on roll on March 31st. | Average daily attendance. | No. of residents in approved hostels. | Scholars on roll on March 31st. | Average daily attendance. | No. of residents in approved hostels. | Scholars on roll on March 31st. | Average daily attendance. | No. of residents in approved hostels. |
|  | 1                               | 2                         | 3                                     | 4                               | 5                         | 6                                     | 7                               | 8                         | 9                                     |
| <b>READING—</b>                                  |                                 |                           |                                       |                                 |                           |                                       |                                 |                           |                                       |
| <b>IN RECOGNISED INSTITUTIONS.</b>               |                                 |                           |                                       |                                 |                           |                                       |                                 |                           |                                       |
| University and Intermediate Education. (a)       |                                 |                           |                                       |                                 |                           |                                       |                                 |                           |                                       |
| Arts and Science (b) & (c).                      | 16,599                          | 14,734                    | 5,229                                 | 63                              | 61                        | 58                                    | 127                             | 120                       | 26                                    |
| Law.   | 1,850                           | 1,487                     | 78                                    | ...                             | ...                       | ...                                   | ...                             | ...                       | ...                                   |
| Medicine   | 2,584                           | 2,373                     | 525                                   | ...                             | ...                       | ...                                   | 139                             | 125                       | 92                                    |
| Education  | 1,003                           | 973                       | 820                                   | ...                             | ...                       | ...                                   | ...                             | ...                       | ...                                   |
| Engineering                                      | 1,407                           | 1,276                     | 1,068                                 | ...                             | ...                       | ...                                   | ...                             | ...                       | ...                                   |
| Agriculture                                      | 878                             | 773                       | 775                                   | ...                             | ...                       | ...                                   | ...                             | ...                       | ...                                   |
| Commerce   | 271                             | 214                       | 61                                    | ...                             | ...                       | ...                                   | ...                             | ...                       | ...                                   |
| Forestry   | 123                             | 121                       | 64                                    | ...                             | ...                       | ...                                   | ...                             | ...                       | ...                                   |
| Veterinary Science                               | 378                             | 354                       | 277                                   | ...                             | ...                       | ...                                   | ...                             | ...                       | ...                                   |
| <b>TOTALS</b>                                    | <b>25,421</b>                   | <b>22,308</b>             | <b>9,297</b>                          | <b>63</b>                       | <b>61</b>                 | <b>58</b>                             | <b>266</b>                      | <b>245</b>                | <b>118</b>                            |
| School and Special Education.                    |                                 |                           |                                       |                                 |                           |                                       |                                 |                           |                                       |
| In High Schools.                                 | 107,096                         | 94,627                    | 13,247                                | 39,759                          | 35,520                    | 1,836                                 | 33,196                          | 29,537                    | 979                                   |
| In Middle (English                               | 16,554                          | 15,202                    | 1,235                                 | 50,476                          | 41,716                    | 2,459                                 | 25,242                          | 22,033                    | 739                                   |
| Schools (Vernacular                              | 6,387                           | 5,185                     | 765                                   | 542,963                         | 450,697                   | 29,890                                | 13,774                          | 11,412                    | 352                                   |
| In Primary Schools                               | 108,636                         | 80,924                    | 246                                   | 3,164,885                       | 2,377,607                 | 2,267                                 | 516,639                         | 368,435                   | 12                                    |
| <b>TOTALS</b>                                    | <b>238,973</b>                  | <b>195,936</b>            | <b>15,596</b>                         | <b>3,818,103</b>                | <b>2,905,540</b>          | <b>36,461</b>                         | <b>568,653</b>                  | <b>451,262</b>            | <b>2,082</b>                          |
| In Art Schools                                   | 1,459                           | 1,414                     | 96                                    | ...                             | ...                       | ...                                   | ...                             | ...                       | ...                                   |
| In Law   | 199                             | 107                       | ...                                   | ...                             | ...                       | ...                                   | ...                             | ...                       | ...                                   |
| In Medical Schools                               | 4,119                           | 3,739                     | 1,043                                 | ...                             | ...                       | ...                                   | ...                             | ...                       | ...                                   |
| In Normal and Training Schools.                  | 19,734                          | 17,913                    | 13,040                                | 823                             | 796                       | 605                                   | 122                             | 111                       | 6                                     |
| In Engineering Schools.*                         | 1,755                           | 1,600                     | 975                                   | ...                             | ...                       | ...                                   | ...                             | ...                       | ...                                   |
| In Technical and Industrial Schools.             | 3,597                           | 3,361                     | 1,419                                 | 873                             | 708                       | 65                                    | 744                             | 655                       | 40                                    |
| In Commercial Schools                            | 985                             | 844                       | 56                                    | ...                             | ...                       | ...                                   | 18                              | 12                        | ...                                   |
| In Agricultural Schools.                         | 351                             | 310                       | 246                                   | ...                             | ...                       | ...                                   | 34                              | 33                        | ...                                   |
| In Reformatory Schools.                          | 1,511                           | 1,354                     | 1,350                                 | ...                             | ...                       | ...                                   | ...                             | ...                       | ...                                   |
| In Schools for Defectives.                       | 25                              | 19                        | 17                                    | ...                             | ...                       | ...                                   | ...                             | ...                       | ...                                   |
| In Schools for Adults                            | 273                             | 227                       | ...                                   | 71,402                          | 53,340                    | ...                                   | 6,408                           | 4,146                     | ...                                   |
| In Other Schools                                 | 5,305                           | 4,296                     | 1,050                                 | 744                             | 683                       | 172                                   | 1,014                           | 834                       | ...                                   |
| <b>TOTALS</b>                                    | <b>44,663</b>                   | <b>38,804</b>             | <b>19,293</b>                         | <b>73,842</b>                   | <b>55,484</b>             | <b>842</b>                            | <b>8,335</b>                    | <b>5,790</b>              | <b>46</b>                             |
| <b>Totals for Recognised Institutions.</b>       | <b>309,057</b>                  | <b>257,045</b>            | <b>44,185</b>                         | <b>3,892,008</b>                | <b>2,961,025</b>          | <b>37,361</b>                         | <b>597,454</b>                  | <b>457,297</b>            | <b>2,248</b>                          |
| In Unrecognised Institutions.                    | ...                             | ...                       | ...                                   | 1,391                           | 475                       | ...                                   | 701                             | 436                       | ...                                   |
| <b>Grand Totals, all Institutions for Males.</b> | <b>309,057</b>                  | <b>257,045</b>            | <b>44,185</b>                         | <b>3,893,399</b>                | <b>2,961,500</b>          | <b>37,361</b>                         | <b>596,155</b>                  | <b>457,733</b>            | <b>2,246</b>                          |

(a) Scholars reading more than one of the following subjects should be entered under only one head.

(b) Includes 520 scholars also reading Law, and 41 students of Ravenshaw College reading Law only.

(c) Includes 847 scholars in Oriental Colleges, and 453 Scholars in Oriental departments of Lucknow and the Benares Hindu Universities.

\* Includes Survey Schools.

## Educational Institutions for Males.

| Aided.                          |                           |                                       | Unaided.                        |                           |                                       | Grand total of scholars on rolls. | Grand total of average attendance. | Grand total of residents in approved hostels. | Number of females included in column 16. |
|---------------------------------|---------------------------|---------------------------------------|---------------------------------|---------------------------|---------------------------------------|-----------------------------------|------------------------------------|---|--|
| Scholars on roll on March 31st. | Average daily attendance. | No. of residents in approved hostels. | Scholars on roll on March 31st. | Average daily attendance. | No. of residents in approved hostels. |                                   |                                    |   |  |
| 10                              | 11                        | 12                                    | 13                              | 14                        | 15                                    | 16                                | 17                                 | 18  | 19                                       |
| 43,889                          | 38,212                    | 15,002                                | 10,852                          | 9,404                     | 2,942                                 | 71,890                            | 62,531                             | 23,257  | 779                                      |
| 8,729                           | 3,552                     | 777                                   | 1,924                           | 1,511                     | 498                                   | 7,583                             | 6,550                              | 1,353   | 6  |
| 913                             | 906                       | 433                                   | ...                             | ...                       | ...                                   | 3,696                             | 3,405                              | 1,450   | 133                                      |
| 165                             | 147                       | 21                                    | ...                             | ...                       | ...                                   | 1,168                             | 1,119                              | 841   | 11                                       |
| 637                             | 556                       | 527                                   | ...                             | ...                       | ...                                   | 2,064                             | 1,832                              | 1,595   | ...                                      |
| ...                             | ...                       | ...                                   | 55                              | 49                        | 54                                    | 981                               | 822                                | 629   | 1  |
| 1,005                           | 812                       | 490                                   | 202                             | 125                       | ...                                   | 1,478                             | 1,151                              | 491   | 1  |
| 15                              | 15                        | 15                                    | ...                             | ...                       | ...                                   | 138                               | 136                                | 79  | ...                                      |
| ...                             | ...                       | ...                                   | ...                             | ...                       | ...                                   | 378                               | 354                                | 277   | ...                                      |
| 50,373                          | 44,202                    | 17,205                                | 13,068                          | 11,089                    | 3,494                                 | 89,156                            | 77,900                             | 30,172  | 931                                      |
| 454,490                         | 399,686                   | 41,742                                | 137,384                         | 108,155                   | 6,099                                 | 771,927                           | 657,325                            | 64,003  | 10,825                                   |
| 230,752                         | 185,670                   | 11,975                                | 59,595                          | 45,031                    | 1,201                                 | 382,919                           | 309,647                            | 17,609  | 6,514                                    |
| 115,651                         | 114,309                   | 9,779                                 | 1,575                           | 1,257                     | 206                                   | 700,370                           | 582,860                            | 41,006  | 46,775                                   |
| 3,561,330                       | 2,896,996                 | 11,024                                | 310,177                         | 248,871                   | 1,610                                 | 7,661,667                         | 5,987,883                          | 15,159  | 664,173                                  |
| 4,362,223                       | 3,586,661                 | 74,520                                | 508,731                         | 398,314                   | 9,118                                 | 9,516,883                         | 7,537,715                          | 137,777                                       | 728,387                                  |
| 213                             | 137                       | ...                                   | 22                              | 10                        | ...                                   | 2,094                             | 1,561                              | 96  | 51                                       |
| ...                             | ...                       | ...                                   | ...                             | ...                       | ...                                   | 199                               | 107                                | ...   | ...                                      |
| 306                             | 296                       | 108                                   | 787                             | 639                       | 265                                   | 5,163                             | 4,674                              | 1,416   | 95                                       |
| 2,696                           | 2,522                     | 1,197                                 | 70                              | 66                        | 54                                    | 23,445                            | 21,410                             | 14,902  | 218                                      |
| 25                              | 23                        | ...                                   | 439                             | 400                       | ...                                   | 2,319                             | 2,023                              | 975   | ...                                      |
| 9,769                           | 7,536                     | 3,140                                 | 1,838                           | 1,473                     | 27                                    | 21,921                            | 17,353                             | 4,691   | 508                                      |
| 1,899                           | 1,607                     | 88                                    | 4,596                           | 3,392                     | ...                                   | 7,448                             | 5,855                              | 144   | 259                                      |
| 161                             | 139                       | 15                                    | ...                             | ...                       | ...                                   | 546                               | 481                                | 261   | ...                                      |
| 390                             | 392                       | 360                                   | ...                             | ...                       | ...                                   | 1,891                             | 1,746                              | 1,736   | ...                                      |
| 827                             | 690                       | 518                                   | ...                             | ...                       | ...                                   | 852                               | 640                                | 530   | 143                                      |
| 46,998                          | 37,421                    | ...                                   | 18,536                          | 14,696                    | ...                                   | 143,552                           | 109,630                            | ...   | 401                                      |
| 93,598                          | 76,754                    | 3,047                                 | 30,686                          | 23,697                    | 636                                   | 131,342                           | 106,219                            | 3,905   | 2,206                                    |
| 156,807                         | 127,457                   | 7,468                                 | 56,924                          | 44,378                    | 982                                   | 340,571                           | 271,906                            | 28,650  | 3,681                                    |
| 4,569,408                       | 3,768,320                 | 99,313                                | 578,668                         | 453,776                   | 13,594                                | 9,946,610                         | 7,887,523                          | 196,599                                       | 733,199                                  |
| 3,567                           | 2,704                     | ...                                   | 540,195                         | 364,021                   | 979                                   | 545,854                           | 367,576                            | 979   | 32,992                                   |
| 4,572,970                       | 3,761,024                 | 99,313                                | 1,118,863                       | 817,797                   | 14,573                                | 10,492,464                        | 8,255,099                          | 197,578                                       | 766,191                                  |

## II-B.—Distribution of Scholars attending

|  | GOVERNMENT.                     |                           |                                       | DISTRICT BOARD.                 |                           |                                       | MUNICIPAL BOARD.                |                           |                                       |
|--|---------------------------------|---------------------------|---------------------------------------|---------------------------------|---------------------------|---------------------------------------|---------------------------------|---------------------------|---------------------------------------|
|  | Scholars on roll on March 31st. | Average daily attendance. | No. of residents in approved hostels. | Scholars on roll on March 31st. | Average daily attendance. | No. of residents in approved hostels. | Scholars on roll on March 31st. | Average daily attendance. | No. of residents on approved hostels. |
|  | 1                               | 2                         | 3                                     | 4                               | 5                         | 6                                     | 7                               | 8                         | 9                                     |
| <b>READING—</b>  |                                 |                           |                                       |                                 |                           |                                       |                                 |                           |                                       |
| <b>IN RECOGNISED INSTITUTIONS.</b>                       |                                 |                           |                                       |                                 |                           |                                       |                                 |                           |                                       |
| <b>UNIVERSITY AND INTERMEDIATE EDUCATION (a).</b>        |                                 |                           |                                       |                                 |                           |                                       |                                 |                           |                                       |
| Arts and Science (b)                                     | 432                             | 375                       | 296                                   | ...                             | ...                       | ...                                   | ...                             | ...                       | ...                                   |
| Medicine   | ...                             | ...                       | ...                                   | ...                             | ...                       | ...                                   | ...                             | ...                       | ...                                   |
| Education  | 48                              | 45                        | 44                                    | ...                             | ...                       | ...                                   | ...                             | ...                       | ...                                   |
| <b>TOTALS</b>  | <b>480</b>                      | <b>420</b>                | <b>337</b>                            | <b>...</b>                      | <b>...</b>                | <b>...</b>                            | <b>...</b>                      | <b>...</b>                | <b>...</b>                            |
| <b>SCHOOL AND SPECIAL EDUCATION.</b>                     |                                 |                           |                                       |                                 |                           |                                       |                                 |                           |                                       |
| In High Schools  | 10,314                          | 8,949                     | 974                                   | 195                             | 178                       | ...                                   | 500                             | 460                       | 23                                    |
| „ Middle } English                                       | 1,991                           | 1,520                     | 68                                    | 90                              | 70                        | 22                                    | 1,400                           | 1,149                     | ...                                   |
| „ Schools } Vernacular                                   | 10,648                          | 7,509                     | 112                                   | 2,154                           | 1,694                     | 58                                    | 9,648                           | 7,519                     | ...                                   |
| „ Primary Schools  | 22,831                          | 15,664                    | 8                                     | 284,833                         | 171,790                   | ...                                   | 153,908                         | 106,978                   | ...                                   |
| <b>TOTALS</b>  | <b>45,784</b>                   | <b>33,042</b>             | <b>1,162</b>                          | <b>239,272</b>                  | <b>173,732</b>            | <b>80</b>                             | <b>165,354</b>                  | <b>116,131</b>            | <b>23</b>                             |
| In Medical Schools                                       | 139                             | 145                       | 134                                   | ...                             | ...                       | ...                                   | ...                             | ...                       | ...                                   |
| „ Normal and Training Schools.                           | 2,609                           | 2,418                     | 1,775                                 | 47                              | 48                        | 45                                    | 28                              | 27                        | ...                                   |
| „ Technical and Industrial Schools                       | 408                             | 392                       | 8                                     | ...                             | ...                       | ...                                   | ...                             | ...                       | ...                                   |
| „ Commercial Schools                                     | ...                             | ...                       | ...                                   | ...                             | ...                       | ...                                   | ...                             | ...                       | ...                                   |
| „ Agricultural Schools                                   | ...                             | ...                       | ...                                   | ...                             | ...                       | ...                                   | ...                             | ...                       | ...                                   |
| „ Schools for Adults                                     | ...                             | ...                       | ...                                   | 79                              | 70                        | ...                                   | ...                             | ...                       | ...                                   |
| „ Other Schools  | 137                             | 108                       | ...                                   | 187                             | 115                       | 23                                    | ...                             | ...                       | ...                                   |
| <b>TOTALS</b>  | <b>3,293</b>                    | <b>2,958</b>              | <b>1,917</b>                          | <b>283</b>                      | <b>233</b>                | <b>68</b>                             | <b>28</b>                       | <b>27</b>                 | <b>...</b>                            |
| <b>TOTALS FOR RECOGNISED INSTITUTIONS.</b>               | <b>49,557</b>                   | <b>36,420</b>             | <b>3,416</b>                          | <b>239,555</b>                  | <b>173,965</b>            | <b>148</b>                            | <b>165,382</b>                  | <b>116,151</b>            | <b>23</b>                             |
| <b>IN UNRECOGNISED INSTITUTIONS.</b>                     | ...                             | ...                       | ...                                   | 34                              | 23                        | ...                                   | 239                             | 152                       | ...                                   |
| <b>GRAND TOTALS, ALL INSTITUTIONS FOR FEMALES.</b>       | <b>49,557</b>                   | <b>16,420</b>             | <b>3,416</b>                          | <b>239,589</b>                  | <b>173,988</b>            | <b>148</b>                            | <b>165,621</b>                  | <b>116,310</b>            | <b>23</b>                             |
| <b>GRAND TOTALS, ALL INSTITUTIONS—MALES AND FEMALES.</b> | <b>858,614</b>                  | <b>293,465</b>            | <b>47,601</b>                         | <b>4,132,968</b>                | <b>3,135,488</b>          | <b>37,509</b>                         | <b>763,776</b>                  | <b>574,043</b>            | <b>2,269</b>                          |

(a) Scholars reading more than one of the following subjects should be entered under only one head.

(b) Includes all scholars in Oriental Colleges.

## Educational Institutions for Females.

| Aided.                          |                           |                                       | Unaided.                        |                           |                                       | Grand total of scholars on rolls. | Grand total of average attendance. | Grand total of residents in approved hostels. | Number of males included in column 16. |
|---------------------------------|---------------------------|---------------------------------------|---------------------------------|---------------------------|---------------------------------------|-----------------------------------|------------------------------------|---|--|
| Scholars on roll on March 31st. | Average daily attendance. | No. of residents in approved hostels. | Scholars on roll on March 31st. | Average daily attendance. | No. of residents in approved hostels. |                                   |                                    |   |  |
| 10                              | 11                        | 12                                    | 13                              | 14                        | 15                                    | 16                                | 17                                 | 18  | 19                                     |
| 825                             | 793                       | 450                                   | 53                              | 48                        | 24                                    | 1,390                             | 1,216                              | 767   | ...                                    |
| 70                              | 70                        | 70                                    | ...                             | ...                       | ...                                   | 70                                | 70                                 | 70  | ...                                    |
| 70                              | 66                        | 64                                    | 12                              | 11                        | 6                                     | 180                               | 123                                | 114   | ...                                    |
| 975                             | 929                       | 584                                   | 65                              | 59                        | 30                                    | 1,520                             | 1,408                              | 951   | ...                                    |
| 45,301                          | 39,443                    | 13,502                                | 617                             | 443                       | 137                                   | 56,927                            | 48,893                             | 14,666  | 4,976                                  |
| 30,263                          | 25,157                    | 7,237                                 | 1,064                           | 845                       | 184                                   | 34,628                            | 28,741                             | 7,541   | 4,275                                  |
| 32,635                          | 26,996                    | 2,185                                 | 496                             | 363                       | 128                                   | 55,588                            | 44,131                             | 3,463   | 2,994                                  |
| 5,54,613                        | 4,39,365                  | 9,758                                 | 83,219                          | 64,114                    | 74                                    | 1,051,301                         | 797,906                            | 9,840   | 34,360                                 |
| 6,64,612                        | 5,30,961                  | 33,762                                | 84,417                          | 65,605                    | 523                                   | 1,196,639                         | 919,671                            | 35,550  | 46,665                                 |
| 151                             | 160                       | 154                                   | ...                             | ...                       | ...                                   | 300                               | 305                                | 268   | ...                                    |
| 2,364                           | 2,229                     | 1,631                                 | 60                              | 50                        | 38                                    | 5,096                             | 4,766                              | 3,469   | ...                                    |
| 2,728                           | 3,043                     | 1,116                                 | 184                             | 96                        | 22                                    | 4,320                             | 3,434                              | 1,146   | 90                                     |
| 224                             | 189                       | 9                                     | ...                             | ...                       | ...                                   | 224                               | 189                                | 9   | ...                                    |
| 51                              | 43                        | ...                                   | ...                             | ...                       | ...                                   | 51                                | 43                                 | ...   | ...                                    |
| 845                             | 583                       | ...                                   | ...                             | ...                       | ...                                   | 924                               | 653                                | ...   | ...                                    |
| 2,014                           | 1,704                     | 271                                   | 162                             | 145                       | ...                                   | 2,470                             | 2,067                              | 294   | 160(a)                                 |
| 9,377                           | 7,948                     | 3,181                                 | 406                             | 291                       | 60                                    | 13,387                            | 11,457                             | 5,226   | 250                                    |
| 673,164                         | 539,838                   | 37,527                                | 85,868                          | 66,155                    | 613                                   | 1,213,546                         | 932,536                            | 41,727  | 46,855                                 |
| 2,076                           | 1,547                     | ...                                   | 66,863                          | 43,921                    | 117                                   | 69,212                            | 45,643                             | 117   | 5,649                                  |
| 673,240                         | 541,383                   | 37,527                                | 153,751                         | 110,076                   | 730                                   | 1,282,758                         | 976,179                            | 41,644  | 52,304                                 |
| 5,248,210                       | 4,302,409                 | 136,740                               | 1,271,634                       | 927,873                   | 15,303                                | 11,773,222                        | 9,238,278                          | 289,422                                       | ...                                    |

(a) Includes 70 scholars of schools for Defectives.



### III-A.—Expenditure on Education for Males.

Expenditure on Buildings includes Rs. 74,95,705 spent by the Public Works Department on educational buildings.

"Miscellaneous" includes the following main items:—

Scholarships, Hostel charges and other contingent charges.

|   | GOVERNMENT INSTITUTIONS. |               |                  |                  |                 |                    | DISTRICT BOARD AND MUNICIPAL INSTITUTIONS. |                    |                  |                  |                 |                    |
|---|--------------------------|---------------|------------------|------------------|-----------------|--------------------|--|--------------------|------------------|------------------|-----------------|--------------------|
|   | Government funds.        | Board funds.  | Municipal funds. | Fees.            | Other sources.  | TOTALS.            | Government funds.                          | Board funds.       | Municipal funds. | Fees.            | Other sources.  | TOTALS.            |
|   | 1                        | 2             | 3                | 4                | 5               | 6                  | 7  | 8                  | 9                | 10               | 11              | 12                 |
|   | Rs.                      | Rs.           | Rs.              | Rs.              | Rs.             | Rs.                | Rs.  | Rs.                | Rs.              | Rs.              | Rs.             | Rs.                |
| <b>UNIVERSITY AND INTERMEDIATE EDUCATION.</b>   |                          |               |                  |                  |                 |                    |  |                    |                  |                  |                 |                    |
| Universities . . . . .                          | 20,611                   | ..            | ..               | 2,11,575         | ..              | 2,32,186           | ..   | ..                 | ..               | ..               | ..              | ..                 |
| Boards of Secondary and Intermediate Education. | ..                       | ..            | ..               | ..               | ..              | ..                 | ..   | ..                 | ..               | ..               | ..              | ..                 |
| Arts Colleges . . . . .                         | 31,50,585                | ..            | 1,080            | 12,06,716        | 2,01,803        | 46,19,984          | ..   | ..                 | ..               | ..               | 11,600          | 11,800             |
| Professional Colleges—                          |                          |               |                  |                  |                 |                    |  |                    |                  |                  |                 |                    |
| Law . . . . .                                   | 11,934                   | ..            | ..               | 1,82,433         | 118             | 1,94,536           | ..   | ..                 | ..               | ..               | ..              | ..                 |
| Medicine . . . . .                              | 19,54,869                | ..            | ..               | 4,05,499         | 31,942          | 23,92,280          | ..   | ..                 | 1,55,297         | 34,012           | 3,466           | 1,97,775           |
| Education . . . . .                             | 8,74,408                 | 1,494         | 557              | 943              | 5,580           | 8,90,982           | ..   | ..                 | ..               | ..               | ..              | ..                 |
| Mining . . . . .                                | 11,58,217                | ..            | ..               | 1,56,123         | 2,67,441        | 15,71,781          | ..   | ..                 | ..               | ..               | ..              | ..                 |
| Agriculture . . . . .                           | 7,41,240                 | ..            | ..               | 18,991           | 309             | 7,60,540           | ..   | ..                 | ..               | ..               | ..              | ..                 |
| Commerce . . . . .                              | 35,667                   | ..            | ..               | 36,914           | 18,499          | 81,100             | ..   | ..                 | ..               | ..               | ..              | ..                 |
| Forestry . . . . .                              | 3,10,020                 | ..            | ..               | ..               | ..              | 3,10,020           | ..   | ..                 | ..               | ..               | ..              | ..                 |
| Veterinary Science . . . . .                    | 3,98,669                 | ..            | ..               | 27,652           | ..              | 4,26,317           | ..   | ..                 | ..               | ..               | ..              | ..                 |
| Intermediate Colleges . . . . .                 | 9,41,911                 | ..            | ..               | 2,57,008         | 7,545           | 13,06,464          | 4,500                                      | ..                 | 4,651            | 11,231           | 1,785           | 21,767             |
| <b>TOTALS</b>                                   | <b>95,49,147</b>         | <b>1,494</b>  | <b>1,637</b>     | <b>26,68,374</b> | <b>6,26,037</b> | <b>1,27,42,189</b> | <b>4,500</b>                               | <b>..</b>          | <b>1,59,948</b>  | <b>48,243</b>    | <b>21,451</b>   | <b>2,31,143</b>    |
| <b>SCHOOL EDUCATION.</b>                        |                          |               |                  |                  |                 |                    |  |                    |                  |                  |                 |                    |
| <i>General.</i>                                 |                          |               |                  |                  |                 |                    |  |                    |                  |                  |                 |                    |
| High Schools . . . . .                          | 56,73,431                | 1,316         | 11,500           | 30,02,644        | 29,757          | 87,18,708          | 8,04,096                                   | 5,35,508           | 3,59,784         | 17,10,882        | 73,738          | 34,84,218          |
| Middle Schools—                                 |                          |               |                  |                  |                 |                    |  |                    |                  |                  |                 |                    |
| English . . . . .                               | 6,52,855                 | 8,100         | ..               | 2,91,205         | 1,902           | 9,54,062           | 6,43,308                                   | 4,99,663           | 2,74,106         | 7,79,589         | 38,149          | 22,34,165          |
| Vernacular . . . . .                            | 1,77,734                 | ..            | ..               | 5,732            | 104             | 1,88,470           | 48,06,083                                  | 29,73,812          | 2,75,939         | 8,13,413         | 71,090          | 78,80,338          |
| Primary Schools . . . . .                       | 11,77,335                | 15,034        | 3,149            | 9,219            | 10,624          | 12,20,861          | 2,43,47,905                                | 82,88,808          | 51,51,819        | 10,93,879        | 4,73,742        | 3,98,56,100        |
| <b>TOTALS</b>                                   | <b>76,81,855</b>         | <b>24,450</b> | <b>19,709</b>    | <b>33,08,700</b> | <b>42,367</b>   | <b>1,10,77,101</b> | <b>3,04,91,392</b>                         | <b>1,18,97,249</b> | <b>60,11,748</b> | <b>43,97,713</b> | <b>6,59,719</b> | <b>5,29,54,821</b> |
| <i>Special.</i>                                 |                          |               |                  |                  |                 |                    |  |                    |                  |                  |                 |                    |
| Art Schools . . . . .                           | 3,00,078                 | ..            | ..               | 32,766           | 14,850          | 4,16,694           | ..   | ..                 | ..               | ..               | ..              | ..                 |
| Law Schools . . . . .                           | ..                       | ..            | ..               | 10,918           | 49              | 10,968             | ..   | ..                 | ..               | ..               | ..              | ..                 |
| Medical Schools . . . . .                       | 12,53,219                | ..            | 981              | 2,39,732         | 29,674          | 15,68,556          | ..   | ..                 | ..               | ..               | ..              | ..                 |
| Normal and Training Schools . . . . .           | 36,71,753                | 35,153        | 12,582           | 11,372           | 11,986          | 37,42,848          | 1,24,193                                   | 63,633             | 21,390           | 75               | 402             | 2,14,597           |
| Engineering Schools* . . . . .                  | 6,18,326                 | ..            | ..               | 84,133           | 16,069          | 7,18,578           | ..   | ..                 | ..               | ..               | ..              | ..                 |
| Technical and Industrial Schools . . . . .      | 17,03,250                | 13,340        | 60               | 18,334           | 1,23,171        | 18,58,155          | 62,331                                     | 71,512             | 27,921           | 7,647            | 31,137          | 2,01,048           |
| Commercial Schools . . . . .                    | 1,07,564                 | ..            | ..               | 54,032           | 1,645           | 1,63,241           | ..   | ..                 | 205              | ..               | ..              | 205                |
| Agricultural Schools . . . . .                  | 1,02,564                 | ..            | ..               | 1,845            | 4,973           | 1,09,382           | 2,470                                      | ..                 | 120              | ..               | ..              | 2,590              |
| Reformatory Schools . . . . .                   | 4,04,647                 | ..            | ..               | 888              | 6,368           | 4,11,823           | ..   | ..                 | ..               | ..               | ..              | ..                 |
| Schools for Defective . . . . .                 | 1,337                    | ..            | ..               | ..               | 2               | 1,339              | ..   | ..                 | ..               | ..               | ..              | ..                 |
| Schools for Adults . . . . .                    | 895                      | ..            | ..               | ..               | ..              | 895                | 84,700                                     | 13,691             | 19,392           | ..               | 905             | 1,18,688           |
| Other Schools . . . . .                         | 6,00,701                 | 1,759         | ..               | 18,170           | 11,806          | 6,51,438           | 49,571                                     | 32,271             | 23,153           | 61,281           | 67,432          | 2,33,708           |
| <b>TOTALS</b>                                   | <b>88,82,644</b>         | <b>49,752</b> | <b>13,623</b>    | <b>4,82,790</b>  | <b>2,30,506</b> | <b>96,49,315</b>   | <b>3,23,770</b>                            | <b>1,86,006</b>    | <b>92,181</b>    | <b>69,008</b>    | <b>99,376</b>   | <b>7,70,335</b>    |
| <b>GRAND TOTALS</b>                             | <b>2,51,13,846</b>       | <b>76,896</b> | <b>34,960</b>    | <b>64,51,364</b> | <b>7,98,930</b> | <b>3,34,68,605</b> | <b>3,08,19,662</b>                         | <b>1,15,83,255</b> | <b>62,63,877</b> | <b>45,11,959</b> | <b>7,78,046</b> | <b>5,39,56,799</b> |

|  | AIDED INSTITUTIONS. |                  |                  |                    |                    |                    | UNASSISTED INSTITUTIONS. |                  |                  |
|--|---------------------|------------------|------------------|--------------------|--------------------|--------------------|--------------------------|------------------|------------------|
|  | Government funds.   | Board funds.     | Municipal funds. | Fees.              | Other sources.     | TOTALS.            | Fees.                    | Other sources.   | TOTALS.          |
|  | 18                  | 14               | 15               | 16                 | 17                 | 18                 | 19                       | 20               | 21               |
|  | Rs.                 | Rs.              | Rs.              | Rs.                | Rs.                | Rs.                | Rs.                      | Rs.              | Rs.              |
| <b>UNIVERSITY AND INTERMEDIATE EDUCATION.</b>  |                     |                  |                  |                    |                    |                    |                          |                  |                  |
| Universities                                   | 60,71,912           | ..               | 200              | 45,50,987          | 15,85,007          | 1,11,58,956        | ..                       | ..               | ..               |
| Boards of Secondary and Intermediate Education | 26,986              | ..               | ..               | 28,242             | ..                 | 55,227             | 8,18,143                 | 1,49,649         | 9,67,792         |
| Arts Colleges                                  | 14,52,769           | 20,723           | 39,897           | 31,21,659          | 11,95,544          | 58,30,891          | ..                       | ..               | ..               |
| Professional Colleges —                        |                     |                  |                  |                    |                    |                    |                          |                  |                  |
| Law  | 80,000              | ..               | ..               | 2,28,571           | ..                 | 2,53,571           | 1,80,864                 | ..               | 1,80,864         |
| Medicine                                       | 14,500              | ..               | ..               | 1,14,817           | ..                 | 1,28,817           | ..                       | ..               | ..               |
| Education                                      | 18,521              | ..               | ..               | ..                 | ..                 | 18,521             | ..                       | ..               | ..               |
| Engineering                                    | 32,000              | 375              | 10,000           | 25,750             | 10,609             | 78,784             | 8,540                    | 37,874           | 41,414           |
| Agriculture                                    | 47,117              | ..               | ..               | 24,706             | 28,235             | 95,048             | 10,527                   | ..               | 10,527           |
| Commerce                                       | ..                  | ..               | ..               | ..                 | ..                 | ..                 | ..                       | ..               | ..               |
| Forestry                                       | ..                  | ..               | ..               | ..                 | ..                 | ..                 | ..                       | ..               | ..               |
| Veterinary Science                             | ..                  | ..               | ..               | ..                 | ..                 | ..                 | ..                       | ..               | ..               |
| Intermediate Colleges                          | 5,39,978            | ..               | 8,100            | 5,99,219           | 3,55,381           | 15,02,578          | 7,40,741                 | 2,02,876         | 3,43,617         |
| <b>TOTALS</b>                                  | <b>72,83,777</b>    | <b>21,097</b>    | <b>57,997</b>    | <b>86,88,401</b>   | <b>31,20,566</b>   | <b>1,91,81,888</b> | <b>11,88,815</b>         | <b>8,90,899</b>  | <b>15,24,214</b> |
| <b>SCHOOL EDUCATION, General.</b>              |                     |                  |                  |                    |                    |                    |                          |                  |                  |
| High Schools                                   | 68,16,080           | 1,18,781         | 2,78,425         | 1,18,46,595        | 46,78,008          | 2,31,77,484        | 35,38,052                | 11,68,700        | 47,26,752        |
| Middle Schools —                               |                     |                  |                  |                    |                    |                    |                          |                  |                  |
| English  | 17,52,038           | 4,38,063         | 96,971           | 29,95,633          | 17,50,348          | 70,83,053          | 5,69,472                 | 4,59,341         | 10,28,813        |
| Vernacular                                     | 99,373              | 11,83,877        | 3,68,106         | 51,524             | 1,11,526           | 18,04,908          | 3,039                    | 23,337           | 25,876           |
| Primary Schools                                | 69,66,104           | 45,47,065        | 7,72,431         | 37,45,196          | 48,74,629          | 2,09,05,425        | 9,86,578                 | 5,01,249         | 8,87,821         |
| <b>TOTALS</b>                                  | <b>1,51,23,595</b>  | <b>62,87,266</b> | <b>14,55,985</b> | <b>1,86,38,948</b> | <b>1,14,15,106</b> | <b>5,29,20,870</b> | <b>44,97,135</b>         | <b>21,72,127</b> | <b>66,99,262</b> |
| <b>Special.</b>                                |                     |                  |                  |                    |                    |                    |                          |                  |                  |
| Art Schools                                    | 20,880              | 480              | 3,000            | 2,586              | 11,284             | 38,280             | 241                      | 1,837            | 2,078            |
| Law Schools                                    | ..                  | 1,500            | 780              | 31,297             | ..                 | 33,577             | 58,774                   | 47,199           | 1,05,973         |
| Medical Schools                                | ..                  | 2,556            | 473              | 5,477              | 1,54,523           | 1,05,168           | 2,821                    | 3,384            | 6,855            |
| Normal and Training Schools                    | 3,42,139            | ..               | ..               | 3,120              | 2,601              | 6,921              | 23,975                   | ..               | 23,975           |
| Engineering Schools*                           | 1,300               | ..               | ..               | ..                 | ..                 | ..                 | ..                       | ..               | ..               |
| Technical and Industrial Schools               | 5,10,030            | 29,226           | 34,311           | 1,44,120           | 10,66,326          | 17,84,068          | 10,211                   | 20,292           | 30,503           |
| Commercial Schools                             | 9,239               | ..               | 6,245            | 98,716             | 32,122             | 86,322             | 1,87,878                 | 83,082           | 2,25,960         |
| Agricultural Schools                           | 2,025               | 600              | 1,000            | ..                 | 12,591             | 16,216             | ..                       | ..               | ..               |
| Reformatory Schools                            | 76,558              | ..               | 1,275            | 2,384              | 22,732             | 1,02,964           | ..                       | ..               | ..               |
| Schools for Defectives                         | 52,071              | 275              | 16,435           | 7,193              | 1,04,613           | 1,80,587           | ..                       | ..               | ..               |
| Schools for Adults                             | 60,375              | 23,651           | 8,082            | 24,850             | 47,685             | 1,94,623           | 4,362                    | 12,925           | 17,787           |
| Other schools                                  | 5,18,103            | 1,02,367         | 44,583           | 3,23,187           | 7,45,249           | 17,88,489          | 1,25,803                 | 3,57,317         | 4,83,120         |
| <b>TOTALS</b>                                  | <b>15,92,665</b>    | <b>1,60,655</b>  | <b>1,16,164</b>  | <b>5,87,930</b>    | <b>21,99,746</b>   | <b>46,57,100</b>   | <b>4,14,565</b>          | <b>4,81,486</b>  | <b>8,96,051</b>  |
| <b>GRAND TOTALS</b>                            | <b>2,39,50,937</b>  | <b>84,69,038</b> | <b>16,80,995</b> | <b>2,79,15,279</b> | <b>1,57,35,418</b> | <b>7,68,99,868</b> | <b>60,45,515</b>         | <b>30,44,012</b> | <b>90,89,527</b> |

\*Include Survey Schools.

III-A.—Expenditure on Education for Males—*conold.*

|  | TOTAL EXPENDITURE FROM |                    |                  |                    |                    |                     |
|--|------------------------|--------------------|------------------|--------------------|--------------------|---------------------|
|  | Government funds.      | Board funds.       | Municipal funds. | Fees.              | Other sources.     | GRAND TOTALS.       |
|  | 22                     | 23                 | 24               | 25                 | 26                 | 27                  |
|  | Rs.                    | Rs.                | Rs.              | Rs.                | Rs.                | Rs.                 |
| Direction . . . . .                            | 16,83,290              | ..                 | ..               | ..                 | ..                 | 16,83,290           |
| Inspection . . . . .                           | 78,81,949              | 4,48,614           | 2,78,328         | 400                | 1,808              | 88,11,001           |
| Buildings, etc. . . . .                        | 1,64,17,992            | 84,09,771          | 11,16,161        | 3,51,845           | 59,21,577          | 2,71,11,346         |
| Miscellaneous . . . . .                        | 61,11,016              | 14,58,503          | 3,77,553         | 41,20,595          | 45,93,874          | 1,66,56,540         |
| <b>TOTAL:</b>                                  | <b>3,20,94,247</b>     | <b>63,11,888</b>   | <b>17,66,038</b> | <b>44,72,840</b>   | <b>1,04,17,254</b> | <b>5,40,62,267</b>  |
| <b>UNIVERSITY AND INTERMEDIATE EDUCATION.</b>  |                        |                    |                  |                    |                    |                     |
| Universities . . . . .                         | 59,71,912              | ..                 | 200              | 45,50,937          | 15,85,907          | 1,11,58,956         |
| Boards of Secondary and Intermediate Education | 53,596                 | ..                 | ..               | 2,39,817           | ..                 | 2,93,413            |
| Arts Colleges . . . . .                        | 46,12,965              | 20,722             | 40,777           | 52,06,518          | 15,48,785          | 1,14,29,767         |
| Professional Colleges—                         |                        |                    |                  |                    |                    |                     |
| Law . . . . .                                  | 41,934                 | ..                 | ..               | 5,66,918           | 118                | 6,08,970            |
| Medicine . . . . .                             | 19,19,369              | ..                 | 1,55,397         | 5,53,798           | 40,408             | 26,68,872           |
| Education . . . . .                            | 8,97,629               | 1,494              | 557              | 943                | 3,580              | 9,99,503            |
| Engineering . . . . .                          | 11,90,217              | 375                | 10,000           | 1,81,873           | 2,68,060           | 16,50,515           |
| Agriculture . . . . .                          | 7,41,240               | ..                 | ..               | 22,531             | 38,183             | 8,01,954            |
| Commerce . . . . .                             | 72,804                 | ..                 | ..               | 72,147             | 41,724             | 1,86,675            |
| Forestry . . . . .                             | 3,10,020               | ..                 | ..               | ..                 | ..                 | 3,10,020            |
| Veterinary Science . . . . .                   | 3,98,665               | ..                 | ..               | 27,652             | ..                 | 4,26,317            |
| Intermediate Colleges . . . . .                | 14,88,777              | ..                 | 17,675           | 11,08,199          | 5,59,770           | 31,74,421           |
| <b>TOTALS</b>                                  | <b>1,67,99,428</b>     | <b>22,501</b>      | <b>2,24,506</b>  | <b>1,25,31,333</b> | <b>40,41,525</b>   | <b>3,36,19,383</b>  |
| <b>SCHOOL EDUCATION.</b>                       |                        |                    |                  |                    |                    |                     |
| <i>General.</i>                                |                        |                    |                  |                    |                    |                     |
| High Schools . . . . .                         | 1,23,08,857            | 5,56,405           | 5,89,869         | 2,00,98,223        | 59,53,808          | 4,01,07,162         |
| Middle Schools—                                |                        |                    |                  |                    |                    |                     |
| English . . . . .                              | 30,48,201              | 9,45,576           | 3,71,077         | 46,35,849          | 22,49,390          | 1,12,50,093         |
| Vernacular . . . . .                           | 49,64,190              | 32,57,190          | 5,94,047         | 8,73,608           | 2,06,557           | 98,94,592           |
| Primary Schools . . . . .                      | 3,24,91,844            | 1,28,50,904        | 59,32,399        | 52,34,816          | 58,60,244          | 6,23,70,207         |
| <b>TOTALS</b>                                  | <b>5,33,13,092</b>     | <b>1,77,10,075</b> | <b>74,87,392</b> | <b>3,08,42,496</b> | <b>1,42,68,999</b> | <b>12,86,22,054</b> |
| <i>Special.</i>                                |                        |                    |                  |                    |                    |                     |
| Art Schools . . . . .                          | 3,99,958               | 490                | 3,000            | 35,593             | 27,971             | 4,57,002            |
| Law Schools . . . . .                          | ..                     | ..                 | ..               | 10,918             | 40                 | 10,958              |
| Medical Schools . . . . .                      | 12,93,219              | 1,500              | 1,761            | 3,29,853           | 76,773             | 17,03,106           |
| Normal and Training Schools . . . . .          | 41,36,090              | 1,00,241           | 34,445           | 19,745             | 1,70,745           | 44,69,266           |
| Engineering Schools . . . . .                  | 6,19,328               | ..                 | ..               | 1,11,278           | 18,670             | 7,49,474            |
| Technical and Industrial Schools . . . . .     | 22,76,181              | 1,13,578           | 62,292           | 1,80,812           | 12,40,928          | 38,73,769           |
| Commercial Schools . . . . .                   | 1,16,903               | ..                 | 6,450            | 2,80,620           | 71,849             | 4,75,728            |
| Agricultural Schools . . . . .                 | 1,07,059               | 600                | 1,120            | 1,845              | 17,644             | 1,28,188            |
| Reformatory Schools . . . . .                  | 4,81,100               | ..                 | 1,275            | 3,272              | 29,140             | 5,14,787            |
| Schools for Defectives . . . . .               | 53,908                 | 275                | 16,435           | 7,193              | 1,04,615           | 1,82,426            |
| Schools for Adults . . . . .                   | 1,45,380               | 37,342             | 27,454           | 29,722             | 61,515             | 3,01,893            |
| Other schools . . . . .                        | 11,77,375              | 1,36,397           | 67,736           | 5,43,441           | 11,81,806          | 31,06,765           |
| <b>TOTALS</b>                                  | <b>1,07,99,079</b>     | <b>3,96,413</b>    | <b>2,21,968</b>  | <b>15,64,288</b>   | <b>50,01,614</b>   | <b>1,59,78,362</b>  |
| <b>GRAND TOTALS</b>                            | <b>11,80,96,846</b>    | <b>2,34,40,967</b> | <b>96,99,964</b> | <b>4,94,00,957</b> | <b>3,17,29,392</b> | <b>22,72,77,066</b> |

### III-B.—Expenditure on Education for Females.

Expenditure on buildings includes Rs. 5,84,355 spent by the Public Works Department on educational buildings.

"Miscellaneous" includes the following main items :—

Scholarships, Hostel charges and other Contingent charges.

|   | GOVERNMENT INSTITUTIONS. |               |                  |                  |                 |                    | DISTRICT BOARD AND MUNICIPAL INSTITUTIONS |                    |                  |                  |                 |                    |
|---|--------------------------|---------------|------------------|------------------|-----------------|--------------------|---|--------------------|------------------|------------------|-----------------|--------------------|
|   | Government funds.        | Board funds.  | Municipal funds. | Fees.            | Other sources.  | TOTALS.            | Government funds.                         | Board funds.       | Municipal funds. | Fees.            | Other sources.  | TOTALS             |
|   | 1                        | 2             | 3                | 4                | 5               | 6                  | 7   | 8                  | 9                | 10               | 11              | 12                 |
|   | Rs.                      | Rs.           | Rs.              | Rs.              | Rs.             | Rs.                | Rs.                                       | Rs.                | Rs.              | Rs.              | Rs.             | Rs.                |
| <b>UNIVERSITY AND INTERMEDIATE EDUCATION.</b> |                          |               |                  |                  |                 |                    |   |                    |                  |                  |                 |                    |
| Arts Colleges                                 | 1,98,713                 | ..            | ..               | 27,440           | 2,177           | 2,23,880           | ..  | ..                 | ..               | ..               | ..              | ..                 |
| Professional Colleges—                        |                          |               |                  |                  |                 |                    |   |                    |                  |                  |                 |                    |
| Medicine                                      | ..                       | ..            | ..               | ..               | ..              | ..                 | ..  | ..                 | ..               | ..               | ..              | ..                 |
| Education                                     | 46,086                   | ..            | ..               | 480              | ..              | 46,566             | ..  | ..                 | ..               | ..               | ..              | ..                 |
| Intermediate Colleges                         | 21,276                   | ..            | ..               | 2,119            | ..              | 23,394             | ..  | ..                 | ..               | ..               | ..              | ..                 |
| <b>TOTALS</b>                                 | <b>2,61,074</b>          | <b>..</b>     | <b>..</b>        | <b>30,089</b>    | <b>2,177</b>    | <b>2,93,290</b>    | <b>..</b>                                 | <b>..</b>          | <b>..</b>        | <b>..</b>        | <b>..</b>       | <b>..</b>          |
| <b>SCHOOL EDUCATION.</b>                      |                          |               |                  |                  |                 |                    |   |                    |                  |                  |                 |                    |
| <i>General.</i>                               |                          |               |                  |                  |                 |                    |   |                    |                  |                  |                 |                    |
| High Schools                                  | 7,49,607                 | ..            | ..               | 1,68,093         | 3,423           | 9,21,123           | 15,952                                    | ..                 | 37,024           | 3,536            | ..              | 56,511             |
| Middle Schools—                               |                          |               |                  |                  |                 |                    |   |                    |                  |                  |                 |                    |
| English                                       | 1,44,796                 | ..            | ..               | 12,441           | 405             | 1,57,642           | 7,210                                     | 2,034              | 27,196           | 6,478            | 225             | 44,043             |
| Vernacular                                    | 1,76,095                 | ..            | ..               | 2,261            | 7               | 1,78,363           | 52,795                                    | 19,575             | 1,97,621         | 2,838            | 680             | 2,73,509           |
| Primary Schools                               | 3,61,061                 | 2,291         | ..               | 1,041            | 1,899           | 3,66,292           | 28,51,243                                 | 9,72,266           | 18,04,201        | 7,073            | 88,068          | 57,62,861          |
| <b>TOTALS</b>                                 | <b>14,31,559</b>         | <b>2,291</b>  | <b>..</b>        | <b>1,83,836</b>  | <b>5,734</b>    | <b>16,23,420</b>   | <b>29,27,200</b>                          | <b>9,94,775</b>    | <b>21,56,042</b> | <b>19,924</b>    | <b>38,973</b>   | <b>61,36,914</b>   |
| <i>Special.</i>                               |                          |               |                  |                  |                 |                    |   |                    |                  |                  |                 |                    |
| Medical Schools                               | 97,163                   | ..            | ..               | 480              | ..              | 97,643             | ..  | ..                 | ..               | ..               | ..              | ..                 |
| Normal and Training Schools                   | 3,08,242                 | 1,422         | 1,514            | 618              | 1,562           | 3,13,358           | 2,398                                     | 12,995             | 6,167            | 2                | 1,848           | 23,410             |
| Technical and Industrial Schools              | 20,720                   | ..            | ..               | ..               | ..              | 20,720             | ..  | ..                 | ..               | ..               | ..              | ..                 |
| Commercial Schools                            | ..                       | ..            | ..               | ..               | ..              | ..                 | ..  | ..                 | ..               | ..               | ..              | ..                 |
| Agricultural Schools                          | ..                       | ..            | ..               | ..               | ..              | ..                 | ..  | ..                 | ..               | ..               | ..              | ..                 |
| Schools for Adults                            | ..                       | ..            | ..               | ..               | ..              | ..                 | 288                                       | ..                 | ..               | ..               | ..              | 288                |
| Other schools                                 | 13,923                   | ..            | ..               | ..               | ..              | 13,923             | 3,748                                     | 288                | ..               | ..               | 61              | 4,697              |
| <b>TOTALS</b>                                 | <b>9,40,048</b>          | <b>1,422</b>  | <b>1,514</b>     | <b>1,098</b>     | <b>1,562</b>    | <b>9,45,644</b>    | <b>6,434</b>                              | <b>13,283</b>      | <b>6,167</b>     | <b>2</b>         | <b>1,699</b>    | <b>27,795</b>      |
| <b>GRAND TOTALS FOR FEMALES.</b>              | <b>26,92,681</b>         | <b>3,713</b>  | <b>1,514</b>     | <b>2,14,973</b>  | <b>9,473</b>    | <b>29,62,354</b>   | <b>29,33,634</b>                          | <b>10,08,058</b>   | <b>21,62,209</b> | <b>19,926</b>    | <b>40,862</b>   | <b>61,04,709</b>   |
| <b>GRAND TOTALS FOR MALES.</b>                | <b>2,61,13,645</b>       | <b>75,696</b> | <b>34,069</b>    | <b>64,55,364</b> | <b>7,88,030</b> | <b>3,34,68,605</b> | <b>3,08,10,662</b>                        | <b>1,15,83,255</b> | <b>62,68,877</b> | <b>45,11,959</b> | <b>7,78,040</b> | <b>5,39,66,706</b> |
| <b>GRAND TOTALS FOR ALL.</b>                  | <b>2,87,45,327</b>       | <b>79,409</b> | <b>36,483</b>    | <b>66,70,337</b> | <b>7,98,403</b> | <b>3,63,30,959</b> | <b>3,37,53,296</b>                        | <b>1,25,91,313</b> | <b>84,26,086</b> | <b>45,31,885</b> | <b>8,18,928</b> | <b>6,01,21,598</b> |

### III-B.—Expenditure on Education for Females—contd.

|   | AIDED INSTITUTIONS. |                  |                  |                    |                    | RECOGNISED UNAIDED INSTITUTIONS. |                  |                  |                  |
|---|---------------------|------------------|------------------|--------------------|--------------------|----------------------------------|------------------|------------------|------------------|
|   | Government funds.   | Board funds.     | Municipal funds. | Fees.              | Others sources.    | TOTALS.                          | Fees.            | Other sources.   | TOTALS.          |
|   | 13                  | 14               | 15               | 16                 | 17                 | 18                               | 19               | 20               | 21               |
|   | Rs.                 | Rs.              | Rs.              | Rs.                | Rs.                | Rs.                              | Rs.              | Rs.              | Rs.              |
| <b>UNIVERSITY AND INTERMEDIATE EDUCATION.</b> |                     |                  |                  |                    |                    |                                  |                  |                  |                  |
| Arts Colleges . . . . .                       | 80,324              | ..               | ..               | 50,044             | 89,196             | 2,19,564                         | 7,820            | 3,280            | 11,050           |
| Professional Colleges—                        |                     |                  |                  |                    |                    |                                  |                  |                  |                  |
| Medicine . . . . .                            | 1,51,818            | ..               | ..               | 21,392             | ..                 | 1,72,710                         | ..               | ..               | ..               |
| Education . . . . .                           | 30,289              | ..               | ..               | 4,275              | 14,282             | 52,846                           | ..               | ..               | ..               |
| Intermediate Colleges . . . . .               | 50,205              | ..               | 4,985            | 15,387             | 28,256             | 96,833                           | ..               | ..               | ..               |
| <b>TOTALS</b>                                 | <b>3,12,186</b>     | <b>..</b>        | <b>4,985</b>     | <b>86,008</b>      | <b>1,35,734</b>    | <b>5,41,953</b>                  | <b>7,820</b>     | <b>3,280</b>     | <b>11,050</b>    |
| <b>SCHOOL EDUCATION.</b>                      |                     |                  |                  |                    |                    |                                  |                  |                  |                  |
| <i>General.</i>                               |                     |                  |                  |                    |                    |                                  |                  |                  |                  |
| High Schools . . . . .                        | 17,06,731           | 2,448            | 59,398           | 16,75,350          | 12,25,171          | 46,69,323                        | 20,310           | 24,840           | 45,150           |
| Middle Schools—                               |                     |                  |                  |                    |                    |                                  |                  |                  |                  |
| English . . . . .                             | 7,01,323            | 11,470           | 29,636           | 4,94,446           | 7,82,256           | 20,19,186                        | 3,739            | 32,175           | 35,914           |
| Vernacular . . . . .                          | 1,37,625            | 55,689           | 1,30,829         | 29,718             | 8,31,528           | 7,35,334                         | 21               | 11,697           | 11,718           |
| Primary Schools . . . . .                     | 14,70,473           | 6,01,276         | 2,79,151         | 3,02,937           | 15,70,984          | 42,25,831                        | 12,866           | 1,81,521         | 1,46,406         |
| <b>TOTALS</b>                                 | <b>40,66,157</b>    | <b>6,71,033</b>  | <b>4,99,024</b>  | <b>25,03,476</b>   | <b>39,09,939</b>   | <b>1,16,49,629</b>               | <b>36,955</b>    | <b>2,12,238</b>  | <b>2,49,188</b>  |
| <i>Special.</i>                               |                     |                  |                  |                    |                    |                                  |                  |                  |                  |
| Medical Schools . . . . .                     | 40,427              | 4,439            | 1,218            | 10,127             | 19,500             | 75,411                           | ..               | ..               | ..               |
| Normal and Training Schools . . . . .         | 3,65,040            | 548              | 5,701            | 39,119             | 2,39,335           | 5,33,734                         | 906              | 7,354            | 8,260            |
| Technical and Industrial Schools . . . . .    | 70,237              | 1,592            | 6,934            | 12,553             | 2,33,624           | 3,30,003                         | 510              | 3,491            | 4,001            |
| Commercial Schools . . . . .                  | 14,444              | ..               | ..               | 16,434             | 2,145              | 33,023                           | ..               | ..               | ..               |
| Agricultural Schools . . . . .                | 360                 | ..               | ..               | ..                 | ..                 | 360                              | ..               | ..               | ..               |
| Schools for Adults . . . . .                  | 18,126              | 81               | 2,444            | 4,495              | 24,942             | 47,088                           | ..               | ..               | ..               |
| Other schools . . . . .                       | 31,972              | 236              | 1,509            | 10,136             | 60,792             | 1,10,645                         | 2,091            | 8,652            | 11,743           |
| <b>TOTALS</b>                                 | <b>5,33,176</b>     | <b>6,846</b>     | <b>16,506</b>    | <b>93,868</b>      | <b>5,33,888</b>    | <b>12,35,214</b>                 | <b>4,507</b>     | <b>19,497</b>    | <b>24,004</b>    |
| <b>GRAND TOTALS FOR FEMALES</b>               | <b>49,11,949</b>    | <b>6,77,879</b>  | <b>5,22,515</b>  | <b>26,85,442</b>   | <b>46,29,011</b>   | <b>1,34,26,796</b>               | <b>49,282</b>    | <b>2,34,960</b>  | <b>2,84,242</b>  |
| <b>GRAND TOTAL FOR MALES</b>                  | <b>2,39,50,037</b>  | <b>64,69,085</b> | <b>16,30,096</b> | <b>2,79,15,279</b> | <b>1,67,35,418</b> | <b>7,66,99,863</b>               | <b>60,45,515</b> | <b>30,44,012</b> | <b>90,89,627</b> |
| <b>GRAND TOTAL FOR ALL</b>                    | <b>2,88,61,986</b>  | <b>71,46,917</b> | <b>21,52,611</b> | <b>3,06,00,721</b> | <b>2,18,64,429</b> | <b>9,01,26,664</b>               | <b>80,94,797</b> | <b>32,78,972</b> | <b>93,73,869</b> |

III-B.—Expenditure on Education for Females—*concl'd.*

|   | TOTAL EXPENDITURE FROM |                    |                    |                    |                    |                     |
|---|------------------------|--------------------|--------------------|--------------------|--------------------|---------------------|
|   | Government funds.      | Board funds.       | Municipal funds.   | Fees.              | Other sources.     | GRAND TOTAL.        |
|   | 22                     | 23                 | 24                 | 25                 | 26                 | 27                  |
|   | Rs.                    | Rs.                | Rs.                | Rs.                | Rs.                | Rs.                 |
| Inspection . . . . .                          | 7,21,622               | 10,792             | 84,545             | ..                 | ..                 | 8,16,959            |
| Buildings, etc. . . . .                       | 13,45,846              | 71,640             | 85,565             | 1,17,134           | 9,58,144           | 25,78,279           |
| Miscellaneous . . . . .                       | 11,98,800              | 57,869             | 61,227             | 19,83,919          | 16,26,409          | 48,68,214           |
| <b>TOTALS</b>                                 | <b>32,06,368</b>       | <b>1,40,341</b>    | <b>2,31,337</b>    | <b>21,01,063</b>   | <b>25,84,553</b>   | <b>82,63,662</b>    |
| <b>UNIVERSITY AND INTERMEDIATE EDUCATION.</b> |                        |                    |                    |                    |                    |                     |
| Arts Colleges . . . . .                       | 2,78,037               | ..                 | ..                 | 85,304             | 92,603             | 4,53,944            |
| Professional Colleges—                        |                        |                    |                    |                    |                    |                     |
| Medicine . . . . .                            | 1,51,318               | ..                 | ..                 | 21,332             | ..                 | 1,72,710            |
| Education . . . . .                           | 76,375                 | ..                 | ..                 | 4,755              | 18,282             | 99,412              |
| Intermediate Colleges . . . . .               | 71,680                 | ..                 | 4,965              | 15,506             | 29,256             | 1,20,227            |
| <b>TOTALS</b>                                 | <b>5,75,210</b>        | <b>..</b>          | <b>4,965</b>       | <b>1,26,957</b>    | <b>1,39,141</b>    | <b>8,46,233</b>     |
| <b>SCHOOL EDUCATION.</b>                      |                        |                    |                    |                    |                    |                     |
| <i>General.</i>                               |                        |                    |                    |                    |                    |                     |
| High Schools . . . . .                        | 24,72,290              | 2,648              | 96,422             | 18,07,318          | 12,63,434          | 57,02,112           |
| Middle Schools—                               |                        |                    |                    |                    |                    |                     |
| English . . . . .                             | 8,53,334               | 14,404             | 56,832             | 5,17,104           | 8,15,061           | 22,56,735           |
| Vernacular . . . . .                          | 4,14,515               | 75,214             | 3,28,450           | 34,833             | 3,43,912           | 11,98,924           |
| Primary Schools . . . . .                     | 46,82,777              | 15,75,338          | 21,78,362          | 3,24,936           | 17,44,472          | 1,05,01,380         |
| <b>TOTALS</b>                                 | <b>84,24,918</b>       | <b>16,66,009</b>   | <b>26,55,066</b>   | <b>27,44,191</b>   | <b>41,66,879</b>   | <b>1,96,59,151</b>  |
| <i>Special.</i>                               |                        |                    |                    |                    |                    |                     |
| Medical Schools . . . . .                     | 1,37,590               | 4,489              | 1,918              | 10,607             | 18,500             | 1,78,054            |
| Normal and Training Schools . . . . .         | 11,73,680              | 14,965             | 13,382             | 40,636             | 2,41,099           | 14,83,762           |
| Technical and Industrial Schools . . . . .    | 91,007                 | 1,592              | 6,934              | 13,076             | 2,42,115           | 3,54,724            |
| Commercial Schools . . . . .                  | 14,444                 | ..                 | ..                 | 16,434             | 2,145              | 33,023              |
| Agricultural Schools . . . . .                | 360                    | ..                 | ..                 | ..                 | ..                 | 360                 |
| Schools for Adults . . . . .                  | 13,414                 | 81                 | 2,444              | 4,495              | 26,942             | 47,326              |
| Other schools . . . . .                       | 49,649                 | 524                | 1,509              | 13,227             | 75,505             | 1,40,408            |
| <b>TOTALS</b>                                 | <b>14,80,138</b>       | <b>21,551</b>      | <b>26,187</b>      | <b>96,475</b>      | <b>6,06,306</b>    | <b>22,32,657</b>    |
| <b>GRAND TOTALS FOR FEMALES</b>               | <b>1,36,86,682</b>     | <b>18,29,991</b>   | <b>29,17,575</b>   | <b>50,70,676</b>   | <b>74,96,879</b>   | <b>3,10,01,753</b>  |
| <b>GRAND TOTALS FOR MALES</b>                 | <b>11,30,06,846</b>    | <b>2,34,40,967</b> | <b>96,99,904</b>   | <b>4,94,00,957</b> | <b>3,17,29,392</b> | <b>22,72,77,066</b> |
| <b>GRAND TOTALS FOR ALL</b>                   | <b>12,66,92,478</b>    | <b>2,52,70,958</b> | <b>1,26,17,479</b> | <b>5,44,71,633</b> | <b>3,92,26,271</b> | <b>25,82,78,819</b> |

## IV-A.—Race or Creed of Male Scholars receiving General Education.

|   | European and Anglo-Indians. | Indian Christians. | Hindus.*   | Muham-<br>madans. | Bud-<br>dhists. | Parsis.   | Sikhs.    | Others.   | Total *          |                     |
|---|-----------------------------|--------------------|------------|-------------------|-----------------|-----------|-----------|-----------|------------------|---------------------|
|   | 1                           | 2                  | 3          | 4                 | 5               | 6         | 7         | 8         | 9                |                     |
| <b>TOTAL POPULATION</b>                             | 162,748                     | 1,426,165          | 83,988,484 | 31,118,291        | 5,632,735       | 46,661    | 1,345,979 | 3,186,255 | 126,957,286      |                     |
| <i>School Education.</i>                            |                             |                    |            |                   |                 |           |           |           |                  |                     |
| <i>Classes.</i>                                     |                             |                    |            |                   |                 |           |           |           |                  |                     |
| Primary   | I                           | 6,701              | 92,008     | 2,714,203         | 1,168,263       | 87,144    | 1,274     | 46,410    | 75,088           | 4,191,091           |
|   | II                          | 2,462              | 36,542     | 979,099           | 335,849         | 82,197    | 964       | 23,005    | 19,235           | 1,544,423           |
|   | III                         | 2,314              | 27,307     | 744,888           | 243,802         | 29,091    | 836       | 13,136    | 13,061           | 1,074,435           |
|   | IV                          | 2,513              | 22,456     | 523,045           | 136,377         | 14,384    | 824       | 10,998    | 7,136            | 717,833             |
|   | V                           | 2,135              | 13,507     | 315,394           | 79,554          | 8,108     | 691       | 8,569     | 2,028            | 430,001             |
| † Middle  | VI                          | 2,100              | 9,909      | 203,242           | 49,914          | 6,923     | 976       | 6,705     | 1,131            | 250,300             |
|   | VII                         | 1,717              | 7,654      | 156,391           | 35,796          | 7,674     | 896       | 5,375     | 750              | 316,245             |
| † High  | VIII                        | 1,236              | 5,118      | 108,183           | 24,708          | 1,410     | 757       | 4,349     | 233              | 146,044             |
|   | IX                          | 605                | 3,072      | 72,376            | 13,739          | 1,503     | 776       | 3,007     | 303              | 95,281              |
|   | X                           | 788                | 3,375      | 60,016            | 11,504          | 1,404     | 683       | 2,402     | 136              | 79,288              |
|   |                             | 246                | 1,809      | 45,763            | 6,067           | 110       | 585       | 25        | 77               | 54,703              |
|   |                             | 24                 | 167        | 8,734             | 1,263           | 10        | 590       | 11        | 29               | 10,768              |
| <b>TOTALS</b>                                       | 22,822                      | 221,324            | 5,961,334  | 2,166,796         | 239,556         | 9,862     | 129,012   | 119,201   | 8,840,211<br>(a) |                     |
| <i>University and Inter-<br/>mediate Education.</i> |                             |                    |            |                   |                 |           |           |           |                  |                     |
| Intermediate  | 1st year                    | 99                 | 590        | 14,233            | 2,054           | 276       | 206       | 484       | 45               | 18,037              |
| classes.  | 2nd year                    | 114                | 873        | 15,308            | 3,548           | 405       | 302       | 512       | 45               | 19,701              |
| Degree classes                                      | 1st year                    | 58                 | 313        | 8,158             | 1,455           | 109       | 85        | 170       | 17               | 10,365              |
|   | 2nd year                    | 31                 | 374        | 9,754             | 1,790           | 113       | 68        | 169       | 33               | 12,263              |
|   | 3rd year                    | 2                  | 21         | 551               | 66              | ..        | 1         | 9         | ..               | 650                 |
| Post-graduate                                       | 1st year                    | 3                  | 43         | 1,202             | 366             | ..        | 14        | 29        | ..               | 1,659               |
| classes.  | 2nd year                    | ..                 | 11         | 928               | 108             | ..        | 8         | 17        | 3                | 1,074               |
| Research Students                                   |                             | ..                 | ..         | 58                | 4               | ..        | ..        | ..        | ..               | 62                  |
| <b>TOTALS</b>                                       |                             | 307                | 1,924      | (b) 51,203        | (c) 6,448       | 904       | 584       | 1,410     | 145              | (d) & (e)<br>64,925 |
| No. of scholars in re-<br>cognised institutions.    |                             | 23,129             | 223,343    | 5,962,537         | 2,175,246       | 240,763   | 10,446    | 130,422   | 119,346          | 8,905,136           |
| No. of scholars in unre-<br>cognised institutions.  |                             | ..                 | 4,181      | 152,429           | 168,261         | 186,582   | 47        | 4,877     | 2,464            | 518,511             |
| <b>GRAND TOTALS</b>                                 |                             | 23,129             | 227,524    | 6,114,966         | 2,343,507       | 427,344** | 10,493    | 134,999   | 121,810          | 9,423,647           |

\* See explanation No. 9 on page 52.

\*\* Includes 1,412 Jains in Ajmer-Merwara.

† Lines differentiating the stages of instruction cannot be drawn as there is no uniformity in the different provinces as to the stages where the High and Middle Departments begin.

(a) Excludes 825 scholars in Assam not shown by race or creed.

(b) Includes 969 .. .. U. P. .. .. in details.

(c) .. .. 146 .. .. U. P. .. ..

(d) Vide foot notes (b) and (c) above.

(e) Excludes 150 scholars of one Oriental College in the Punjab and 41 students of the Ravenshaw College in Bihar and Orissa reading Law only, also excludes 4,233 and 1,705 scholars reading in school stages in colleges in the United Provinces and in the Punjab respectively, and includes 3 students of St. Edmund's College which is classed as a High School in Assam.

## IV-B.—Race or Creed of Female Scholars receiving General Education.

|  | Europeans and Anglo-Indians. | Indian Christians. | Hindus.*   | Muham-<br>madans. | Bud-<br>dhists. | Parsis. | Sikhs.    | Others.   | Total.           |
|--|------------------------------|--------------------|------------|-------------------|-----------------|---------|-----------|-----------|------------------|
|  | 1                            | 2                  | 3          | 4                 | 5               | 6       | 7         | 8         | 9                |
| <b>TOTAL POPULATION.</b>                                       | 96,171                       | 1,374,538          | 80,286,024 | 28,370,926        | 5,824,068       | 42,931  | 1,020,895 | 3,182,955 | 120,208,528      |
| <b>School Education.</b>                                       |                              |                    |            |                   |                 |         |           |           |                  |
| <b>Primary Classes.</b>  |                              |                    |            |                   |                 |         |           |           |                  |
| I  | 7,246                        | 63,350             | 706,994    | 330,161           | 86,364          | 1,468   | 9,544     | 8,695     | 1,215,822        |
| II   | 2,435                        | 20,388             | 175,841    | 65,714            | 44,462          | 884     | 2,474     | 1,615     | 313,813          |
| III  | 2,490                        | 15,706             | 103,377    | 28,116            | 13,890          | 973     | 1,789     | 903       | 169,184          |
| IV   | 2,447                        | 11,893             | 55,781     | 9,676             | 3,514           | 852     | 1,343     | 516       | 85,522           |
| V  | 2,029                        | 18,087             | 27,325     | 3,979             | 1,191           | 742     | 746       | 272       | 44,371           |
| <b>Middle</b>  |                              |                    |            |                   |                 |         |           |           |                  |
| VI   | 1,921                        | 5,724              | 10,554     | 1,091             | 1,108           | 731     | 220       | 183       | 31,532           |
| VII  | 1,486                        | 4,834              | 5,885      | 527               | 1,288           | 587     | 151       | 119       | 14,427           |
| VIII   | 1,148                        | 2,535              | 2,745      | 368               | 102             | 439     | 79        | 72        | 7,488            |
| <b>High</b>  |                              |                    |            |                   |                 |         |           |           |                  |
| IX   | 501                          | 1,041              | 1,291      | 188               | 70              | 379     | 38        | 47        | 3,405            |
| X  | 568                          | 706                | 911        | 64                | 40              | 269     | 23        | 23        | 2,604            |
|  | 235                          | 437                | 690        | 16                | 2               | 209     | 1         | 19        | 1,599            |
|  | 1                            | 83                 | 278        | 6                 | ...             | 147     | 1         | 10        | 596              |
| <b>TOTALS</b>  | 22,447                       | 133,824            | 1,095,672  | 439,846           | 152,031         | 7,680   | 16,409    | 12,474    | (a)<br>1,880,383 |
| <b>University and Inter-<br/>mediate Education.</b>            |                              |                    |            |                   |                 |         |           |           |                  |
| <b>Intermediate</b>  |                              |                    |            |                   |                 |         |           |           |                  |
| 1st year classes.  | 57                           | 182                | 267        | 13                | 26              | 30      | 5         | 11        | 591              |
| 2nd year   | 43                           | 142                | 237        | 11                | 28              | 54      | 3         | 13        | 531              |
| <b>Degree classes</b>  |                              |                    |            |                   |                 |         |           |           |                  |
| 1st year   | 35                           | 83                 | 112        | 6                 | 4               | 6       | ...       | 8         | 354              |
| 2nd year   | 27                           | 75                 | 105        | 4                 | 5               | 24      | 2         | 6         | 245              |
| 3rd year   | ...                          | 3                  | 4          | ...               | ...             | ...     | ...       | ...       | 7                |
| <b>Post-gra-<br/>duate classes</b>                             |                              |                    |            |                   |                 |         |           |           |                  |
| 1st year   | 1                            | 7                  | 30         | ...               | ...             | ...     | ...       | ...       | 38               |
| 2nd year   | 1                            | 3                  | 18         | 1                 | ...             | 2       | ...       | ...       | 25               |
| <b>Research students</b>                                       | ...                          | ...                | ...        | ...               | ...             | ...     | ...       | ...       | ...              |
| <b>TOTALS</b>  | 164                          | 495                | 773        | 35                | 63              | 116     | 10        | 38        | 1,694(b)         |
| <b>No. of scholars in<br/>recognised insti-<br/>tutions</b>    | 22,611                       | 134,519            | 1,096,445  | 439,881           | 152,094         | 7,796   | 16,419    | 12,512    | 1,882,077        |
| <b>No. of scholars in<br/>unrecognised insti-<br/>tutions.</b> | ...                          | 2,146              | 21,562     | 66,735            | 3,438           | 35      | 2,072     | 572       | 86,555           |
| <b>GRAND TOTALS</b>  | 22,611                       | 136,665            | 1,118,007  | 506,616           | 155,527†        | 7,831   | 18,491    | 13,084    | 1,978,632        |

\* See explanation No. 9 on page 52.

† Includes 146 Jains in Ajmer-Merwara.

(a) Excludes 422 Scholars in Assam not shown by race or creed and 21 pupil teachers in the Administered Areas of C. I. Agency.

(b) Excludes 97 and 266 Scholars reading in School stages in colleges in the United Provinces and Bangalore, respectively.



## V-A.—Race or Creed of Male Scholars receiving Vocational and Special Education.

|   | Europeans and Anglo-Indians. | Indian Christians. | Hindus.*       | Muhamadans.    | Bud-dhists.   | Parsis.    | Sikhs.       | Others.      | Total.         |
|---|------------------------------|--------------------|----------------|----------------|---------------|------------|--------------|--------------|----------------|
|   | 1                            | 2                  | 3              | 4              | 5             | 6          | 7            | 8            | 9              |
| <i>School Education.</i>                      |                              |                    |                |                |               |            |              |              |                |
| Art Schools                                   | 15                           | 120                | 1,596          | 242            | 21            | 27         | 13           | 9            | 2,043          |
| Law Schools                                   | ...                          | ..                 | 178            | 21             | ...           | ...        | ...          | ...          | 199            |
| Medical Schools                               | 29                           | 128                | 3,853          | 887            | 44            | 2          | 121          | 3            | 5,067          |
| Normal and Training Schools                   | 2                            | 2,372              | 14,514         | 4,547          | 1,270         | 1          | 408          | 113          | 23,227         |
| Engineering and Surveying Schools.            | 52                           | 60                 | 1,762          | 155            | 125           | 10         | 54           | 1            | 2,319          |
| Technical and Industrial Schools.             | 528                          | 2,751              | 11,708         | 5,507          | 103           | 186        | 422          | 198          | 21,403         |
| Commercial Schools                            | 78                           | 697                | 5,102          | 547            | 346           | 343        | 55           | 21           | 7,189          |
| Agricultural Schools                          | 1                            | 141                | 347            | 57             | ...           | ...        | ...          | ...          | 546            |
| Reformatory Schools                           | 2                            | 83                 | 1,130          | 599            | 67            | 2          | 2            | 7            | 1,891          |
| Schools for Defectives                        | 18                           | 201                | 450            | 81             | 8             | 11         | 2            | 8            | 779            |
| Schools for Adults                            | ...                          | 1,022              | 63,010         | 68,243         | 350           | 15         | 6,929        | 552          | 143,151        |
| Other schools                                 | 7                            | 451                | 40,568         | 75,886         | 11,845        | 144        | 149          | 176          | 129,226        |
| <b>TOTALS</b>                                 | <b>732</b>                   | <b>8,026</b>       | <b>147,218</b> | <b>156,771</b> | <b>14,179</b> | <b>741</b> | <b>8,155</b> | <b>1,113</b> | <b>336,940</b> |
| <i>University and Intermediate Education.</i> |                              |                    |                |                |               |            |              |              |                |
| Law   | 7                            | 93                 | 6,200          | 1,081          | 52            | 45         | 79           | 2            | 7,568(a)       |
| Medicine                                      | 37                           | 183                | 2,675          | 447            | 30            | 44         | 84           | 3            | 3,503          |
| Education                                     | 16                           | 56                 | 774            | 266            | 3             | ...        | 42           | ...          | 1,157          |
| Engineering                                   | 65                           | 53                 | 1,617          | 200            | 21            | 16         | 91           | 1            | 2,064          |
| Agriculture                                   | 4                            | 24                 | 600            | 144            | 36            | 3          | 97           | 17           | 930            |
| Commerce                                      | 3                            | 40                 | 1,291          | 75             | 1             | 53         | 7            | 7            | 1,477          |
| Forestry                                      | 2                            | 8                  | 94             | 21             | 10            | 1          | 2            | ...          | 133            |
| Veterinary Science                            | 1                            | 16                 | 221            | 110            | 4             | ...        | 26           | ...          | 373            |
| <b>TOTALS</b>                                 | <b>135</b>                   | <b>473</b>         | <b>13,481</b>  | <b>2,344</b>   | <b>157</b>    | <b>167</b> | <b>428</b>   | <b>30</b>    | <b>17,215</b>  |
| <b>GRAND TOTALS</b>                           | <b>867</b>                   | <b>8,499</b>       | <b>160,699</b> | <b>159,115</b> | <b>14,336</b> | <b>908</b> | <b>8,583</b> | <b>1,143</b> | <b>354,155</b> |

\* See explanation No. 9 on page 52.

(a) Includes 41 students of Ravenshaw College in Bihar and Orissa reading Law only.

## V-B.—Race or Creed of Female Scholars receiving Vocational and Special Education.

|   | Europeans and Anglo-Indians. | Indian Christians. | Hindus*      | Muhammadians. | Buddhists.   | Parsees.   | Sikhs.     | Others.    | Total         |
|---|------------------------------|--------------------|--------------|---------------|--------------|------------|------------|------------|---------------|
|   | 1                            | 2                  | 3            | 4             | 5            | 6          | 7          | 8          | 9             |
| <b>SCHOOL EDUCATION.</b>                      |                              |                    |              |               |              |            |            |            |               |
| Medical Schools . . . . .                     | 21                           | 220                | 117          | 18            | 2            | 1          | 13         | 7          | 395           |
| Normal and Training Schools . . . . .         | 242                          | 2,539              | 1,531        | 377           | 493          | 23         | 89         | 22         | 5,316         |
| Technical and Industrial Schools . . . . .    | 63                           | 2,524              | 1,868        | 129           | 44           | ...        | 84         | 26         | 4,738         |
| Commercial Schools . . . . .                  | 405                          | 41                 | 10           | ...           | 6            | 14         | ...        | 6          | 463           |
| Agricultural Schools . . . . .                | ...                          | 50                 | ...          | ...           | ...          | ...        | ...        | 1          | 51            |
| Schools for Adults . . . . .                  | 1                            | 11                 | 960          | 299           | 51           | 57         | 6          | 10         | 1,325         |
| Other Schools . . . . .                       | 81                           | 407                | 2,397        | 597           | 895          | 161        | 86         | 84         | 4,710         |
| <b>TOTALS</b>                                 | <b>814</b>                   | <b>5,792</b>       | <b>6,903</b> | <b>1,325</b>  | <b>1,492</b> | <b>256</b> | <b>280</b> | <b>156</b> | <b>17,018</b> |
| <b>UNIVERSITY AND INTERMEDIATE EDUCATION.</b> |                              |                    |              |               |              |            |            |            |               |
| Medicine . . . . .                            | 33                           | 48                 | 92           | 8             | ...          | 13         | 7          | 3          | 293           |
| Education . . . . .                           | 80                           | 39                 | 18           | 1             | ...          | ...        | ...        | 3          | 141           |
| Law . . . . .                                 | ...                          | 1                  | 5            | ...           | ...          | ...        | ...        | ...        | 6             |
| Agriculture . . . . .                         | ...                          | ...                | 1            | ...           | ...          | ...        | ...        | ...        | 1             |
| Commerce . . . . .                            | ...                          | ...                | ...          | ...           | ...          | 1          | ...        | ...        | 1             |
| <b>TOTALS</b>                                 | <b>112</b>                   | <b>88</b>          | <b>116</b>   | <b>9</b>      | <b>...</b>   | <b>14</b>  | <b>7</b>   | <b>6</b>   | <b>353</b>    |
| <b>GRAND TOTALS</b>                           | <b>926</b>                   | <b>5,880</b>       | <b>7,019</b> | <b>1,334</b>  | <b>1,492</b> | <b>270</b> | <b>287</b> | <b>162</b> | <b>17,370</b> |

\* See Explanation No. 2 on page 52.

VI-A.—*Media Teachers.*

|                            | TRAINED TEACHERS WITH THE FOLLOWING EDUCATIONAL QUALIFICATIONS: |                       |                        |                      |                      | UNTRAINED TEACHERS: |                       |               |               | Total Trained Teachers. | Total untrained Teachers. | Grand totals of Teachers. |
|----------------------------|---|-----------------------|------------------------|----------------------|----------------------|---------------------|-----------------------|---------------|---------------|-------------------------|---------------------------|---------------------------|
|                            | Passed Metric or School Final.                                  | Passed Middle School. | Passed Primary School. | Lower qualification. | Possessing a degree. | Un-certified.       | Possessing no degree. | Un-certified. |               |                         |                           |                           |
|                            |   |                       |                        |                      |                      |                     |                       |               | Certificated. |                         |                           |                           |
| <i>CLASS OF INSTITUTE.</i> | 1   | 2                     | 3                      | 4                    | 5                    | 6                   | 7                     | 8             | 9             | 10                      | 11                        | 12                        |
| <i>Primary Schools.</i>    |   |                       |                        |                      |                      |                     |                       |               |               |                         |                           |                           |
| Government . . . . .       | 1   | 173                   | 1,273                  | 1,973                | 33                   | ...                 | 73                    | 83            | 633           | 1,347                   | 1,043                     | 3,390                     |
| Local Board and Municipal. | 9   | 1,443                 | 44,371                 | 37,933               | 372                  | 103                 | 1,173                 | 4,602         | 39,330        | 34,603                  | 43,112                    | 123,715                   |
| Aided . . . . .            | 29  | 1,367                 | 32,916                 | 17,333               | 929                  | 39                  | 4,373                 | 20,367        | 31,751        | 42,334                  | 137,043                   | 153,353                   |
| Unaided . . . . .          | ...   | 23                    | 1,007                  | 633                  | 30                   | 1                   | 230                   | 2,360         | 10,192        | 1,673                   | 13,376                    | 13,003                    |
| <b>Totals</b> . . . . .    | 39  | 3,017                 | 69,706                 | 57,367               | 1,630                | 167                 | 5,398                 | 23,417        | 132,033       | 131,959                 | 166,337                   | 298,496                   |
| <i>Middle Schools.</i>     |   |                       |                        |                      |                      |                     |                       |               |               |                         |                           |                           |
| Government . . . . .       | 46  | 411                   | 3,40                   | 13                   | 11                   | 10                  | 23                    | 60            | 132           | 333                     | 221                       | 1,057                     |
| Local Board and Municipal. | 263   | 1,133                 | 14,419                 | 1,433                | 230                  | 32                  | 103                   | 333           | 6,033         | 17,336                  | 7,046                     | 24,383                    |
| Aided . . . . .            | 197   | 1,300                 | 3,343                  | 1,403                | 423                  | 196                 | 423                   | 3,946         | 5,306         | 7,103                   | 3,733                     | 16,336                    |
| Unaided . . . . .          | 37  | 113                   | 733                    | 33                   | 7                    | 27                  | 123                   | 333           | 1,773         | 974                     | 2,311                     | 3,733                     |
| <b>Totals</b> . . . . .    | 546   | 2,831                 | 19,336                 | 3,033                | 671                  | 367                 | 633                   | 5,733         | 13,133        | 26,319                  | 19,331                    | 46,400                    |
| <i>High Schools.</i>       |   |                       |                        |                      |                      |                     |                       |               |               |                         |                           |                           |
| Government . . . . .       | 2,036   | 1,333                 | 304                    | 37                   | 147                  | 173                 | 302                   | 331           | 743           | 4,333                   | 1,646                     | 5,979                     |
| Local Board and Municipal. | 933   | 1,133                 | 304                    | 31                   | 343                  | 101                 | 133                   | 313           | 633           | 2,313                   | 1,032                     | 3,345                     |
| Aided . . . . .            | 2,103   | 2,973                 | 4,313                  | 331                  | 643                  | 1,336               | 2,633                 | 3,377         | 5,733         | 9,023                   | 13,603                    | 22,623                    |
| Unaided . . . . .          | 161   | 133                   | 443                    | 23                   | 32                   | 1,300               | 1,103                 | 1,310         | 2,076         | 343                     | 6,313                     | 7,067                     |
| <b>Totals</b> . . . . .    | 5,341   | 5,336                 | 3,933                  | 517                  | 1,139                | 3,344               | 4,319                 | 5,636         | 9,341         | 13,933                  | 22,300                    | 39,343                    |
| <b>GRAND TOTALS:</b> 6,433 | 11,433  | 92,333                | 61,113                 | 3,470                | 3,773                | 13,300              | 33,333                | 134,433       | 173,433       | 303,973                 | 334,443                   |                           |

## VI-B.—Women Teachers.

| CLASS OF INSTITUTIONS.     | TRAINED TEACHERS WITH THE FOLLOWING EDUCATIONAL QUALIFICATIONS. |                                 |                       |                        |                       | UNTRAINED TEACHERS.  |                 |                       |                 | Total Trained Teachers. | Total Untrained Teachers. | Grand totals of Teachers. |
|----------------------------|---|---------------------------------|-----------------------|------------------------|-----------------------|----------------------|-----------------|-----------------------|-----------------|-------------------------|---------------------------|---------------------------|
|                            | A Degree.   | Passed Matric. or School Final. | Passed Middle School. | Passed Primary School. | Lower qualifications. | Possessing a degree. |                 | Possessing no degree. |                 |                         |                           |                           |
|                            |   |                                 |                       |                        |                       | Certificated.        | Uncertificated. | Certificated.         | Uncertificated. |                         |                           |                           |
| 1                          | 2   | 3                               | 4                     | 5                      | 6                     | 7                    | 8               | 9                     | 10              | 11                      | 12                        |                           |
| <b>Primary Schools.</b>    |   |                                 |                       |                        |                       |                      |                 |                       |                 |                         |                           |                           |
| Government . . . . .       | ...   | 50                              | 222                   | 291                    | 6                     | 1                    | 4               | 17                    | 358             | 569                     | 380                       | 949                       |
| Local Board and Municipal. | ...   | 112                             | 2,066                 | 3,885                  | 69                    | 4                    | 225             | 133                   | 4,230           | 5,952                   | 4,652                     | 10,604                    |
| Unaided . . . . .          | 17  | 368                             | 3,068                 | 2,165                  | 372                   | 17                   | 405             | 1,648                 | 6,898           | 5,990                   | 8,968                     | 14,958                    |
| Unaided . . . . .          | 1   | 5                               | 56                    | 62                     | ...                   | 1                    | 12              | 121                   | 705             | 124                     | 889                       | 963                       |
| <b>TOTALS</b>              | <b>18</b>   | <b>535</b>                      | <b>5,432</b>          | <b>6,203</b>           | <b>447</b>            | <b>23</b>            | <b>646</b>      | <b>1,979</b>          | <b>12,191</b>   | <b>12,685</b>           | <b>14,839</b>             | <b>27,474</b>             |
| <b>Middle Schools.</b>     |   |                                 |                       |                        |                       |                      |                 |                       |                 |                         |                           |                           |
| Government . . . . .       | 15  | 58                              | 191                   | 83                     | 3                     | 2                    | 3               | 9                     | 216             | 350                     | 235                       | 585                       |
| Local Board and Municipal. | 5   | 27                              | 197                   | 107                    | 24                    | 5                    | 6               | 46                    | 171             | 360                     | 228                       | 588                       |
| Unaided . . . . .          | 64  | 530                             | 1,186                 | 759                    | 196                   | 40                   | 64              | 300                   | 1,166           | 2,675                   | 1,582                     | 4,207                     |
| Unaided . . . . .          | 2   | 2                               | 36                    | 2                      | 4                     | ...                  | 4               | 2                     | 77              | 46                      | 83                        | 129                       |
| <b>TOTALS</b>              | <b>86</b>   | <b>607</b>                      | <b>1,560</b>          | <b>951</b>             | <b>227</b>            | <b>47</b>            | <b>102</b>      | <b>357</b>            | <b>1,572</b>    | <b>3,431</b>            | <b>2,078</b>              | <b>5,509</b>              |
| <b>High Schools.</b>       |   |                                 |                       |                        |                       |                      |                 |                       |                 |                         |                           |                           |
| Government . . . . .       | 68  | 200                             | 154                   | 14                     | 11                    | 19                   | 34              | 17                    | 71              | 447                     | 141                       | 588                       |
| Local Board and Municipal. | 7   | 16                              | 23                    | 14                     | 2                     | 1                    | 2               | 4                     | 2               | 67                      | 9                         | 78                        |
| Unaided . . . . .          | 276   | 1,060                           | 506                   | 151                    | 47                    | 69                   | 157             | 139                   | 648             | 2,040                   | 1,013                     | 3,053                     |
| Unaided . . . . .          | 1   | 8                               | 2                     | ...                    | 1                     | 2                    | 8               | ...                   | 39              | 12                      | 48                        | 60                        |
| <b>TOTALS</b>              | <b>352</b>  | <b>1,284</b>                    | <b>690</b>            | <b>179</b>             | <b>61</b>             | <b>91</b>            | <b>201</b>      | <b>160</b>            | <b>759</b>      | <b>2,566</b>            | <b>1,211</b>              | <b>3,777</b>              |
| <b>GRAND TOTALS</b>        | <b>456</b>  | <b>2,426</b>                    | <b>7,632</b>          | <b>7,383</b>           | <b>735</b>            | <b>161</b>           | <b>949</b>      | <b>2,496</b>          | <b>14,522</b>   | <b>18,632</b>           | <b>18,128</b>             | <b>36,760</b>             |

## VII.—European Education.

| Total European and Anglo-Indian population |        |         |  | Percentage to European and Anglo-Indian Population of those at school. |       |         |       |        |       |
|--|--------|---------|--|--|-------|---------|-------|--------|-------|
|  | Male   | 158,027 |  | Males  | 17.70 | Females | 28.29 | Total. | 46.99 |
|  | Female | 92,423  |  |  |       |         |       |        |       |
|  | Total  | 250,450 |  |  |       |         |       |        |       |

|  | Institutions. | Scholars on roll on March 31st. | Number of females in institutions for males and vice versa. | Number of Non-Europeans on roll | TEACHERS.    |              | EXPENDITURE FROM |               |                  |                  |                    |
|--|---------------|---------------------------------|---|---------------------------------|--------------|--------------|------------------|---------------|------------------|------------------|--------------------|
|  |               |                                 |   |                                 | Trained.     | Untrained.   | Govt. funds.     | Local funds.* | Fees.            | Other sources.   | Total expenditure. |
|  | 1             | 2                               | 3   | 4                               | 5            | 6            | 7                | 8             | 9                | 10               | 11                 |
| <i>Institutions for Males.</i>   |               |                                 |   |                                 |              |              | Rs.              | Rs.           | Rs.              | Rs.              | Rs.                |
| Arts Colleges  | 5             | 121                             | ...   | 16                              | 42           | 10           | 1,33,794         | 200           | 1,40,480         | 61,111           | 3,33,585           |
| Training Colleges  | 1             | 14                              | ...   | ...                             | 2            | ...          | 26,981           | ...           | ...              | ...              | 26,981             |
| High Schools   | 69            | 17,011                          | 872   | 3,664                           | 583          | 332          | 11,10,665        | 11,239        | 11,61,400        | 7,69,821         | 30,73,125          |
| Middle Schools   | 44            | 4,875                           | 1,501   | 850                             | 180          | 125          | 2,83,047         | 2,100         | 1,78,380         | 1,72,940         | 5,86,467           |
| Primary Schools  | 47            | 2,918                           | 900   | 334                             | 123          | 56           | 80,803           | 1,085         | 64,476           | 98,588           | 2,44,902           |
| Training Schools   | ...           | ...                             | ...   | ...                             | ...          | ...          | 2,251            | ...           | ...              | ...              | 2,251              |
| Technical and Industrial Schools   | 1             | 140                             | ...   | 83                              | 2            | 2            | ...              | ...           | ...              | 6,000            | 6,000              |
| Commercial Schools   | ...           | ...                             | ...   | ...                             | ...          | ...          | ...              | ...           | ...              | ...              | ...                |
| Other schools  | 1             | 19                              | 9   | ...                             | 4            | 2            | 11,164           | ...           | 886              | ...              | 12,050             |
| <b>TOTALS</b>  | <b>168</b>    | <b>25,098</b>                   | <b>8,372</b>  | <b>4,698</b>                    | <b>906</b>   | <b>527</b>   | <b>15,99,267</b> | <b>14,574</b> | <b>15,65,622</b> | <b>11,07,860</b> | <b>42,87,143</b>   |
| <i>Institutions for Females.</i>   |               |                                 |   |                                 |              |              |                  |               |                  |                  |                    |
| Arts Colleges  | 1             | 318                             | ...   | 111                             | 15           | 8            | 9,468            | ...           | 13,875           | 4,215            | 37,558             |
| Training Colleges  | 2             | 49                              | ...   | ...                             | 10           | 1            | 31,792           | ...           | 3,891            | 2,190            | 37,473             |
| High Schools   | 100           | 17,541                          | 3,039   | 3,405                           | 902          | 433          | 10,53,365        | 20,189        | 10,76,899        | 4,97,924         | 26,36,397          |
| Middle Schools   | 64            | 6,817                           | 1,740   | 1,356                           | 311          | 170          | 2,81,266         | 5,395         | 2,35,134         | 2,12,733         | 7,34,528           |
| Primary Schools  | 63            | 3,867                           | 1,472   | 732                             | 127          | 114          | 1,06,377         | 1,505         | 1,02,117         | 1,43,059         | 3,53,068           |
| Training Schools   | 9             | 180                             | ...   | 29                              | 41           | 8            | 68,046           | ...           | 13,948           | 31,544           | 1,03,538           |
| Technical and Industrial Schools   | 1             | 88                              | ...   | 23                              | 2            | 4            | 700              | ...           | ...              | 1,820            | 2,520              |
| Commercial Schools   | 4             | 148                             | ...   | 9                               | 9            | ...          | 13,134           | ...           | 13,011           | 1,342            | 26,377             |
| Other schools  | 1             | 17                              | ...   | ...                             | 1            | ...          | 11,073           | ...           | ...              | 3,285            | 14,358             |
| <b>TOTALS</b>  | <b>245</b>    | <b>29,022</b>                   | <b>6,251</b>  | <b>5,657</b>                    | <b>1,418</b> | <b>733</b>   | <b>15,75,241</b> | <b>27,069</b> | <b>14,57,875</b> | <b>8,78,012</b>  | <b>39,38,317</b>   |
| <b>GRAND TOTALS FOR INSTITUTIONS.</b>  | <b>413</b>    | <b>54,120</b>                   | <b>...</b>  | <b>10,355</b>                   | <b>2,324</b> | <b>1,260</b> | <b>31,74,508</b> | <b>41,643</b> | <b>30,23,497</b> | <b>19,85,872</b> | <b>82,25,560</b>   |
| Expenditure on buildings includes Rs. 2,53,854 spent by the Public Works Department. |               |                                 |   | inspection                      |              |              | 1,29,259         | ...           | ...              | ...              | 1,29,259           |
| "Miscellaneous" includes the following main items:—                                  |               |                                 |   | Buildings, etc.                 |              |              | 6,12,027         | ...           | 1,65,468         | 8,15,277         | 16,12,792          |
| Scholarships, hostel charges and other contingent charges.                           |               |                                 |   | Miscellaneous                   |              |              | 10,89,425        | 1,880         | 25,61,695        | 14,10,733        | 50,63,233          |
|  |               |                                 |   | <b>TOTALS</b>                   |              |              | <b>18,30,711</b> | <b>1,380</b>  | <b>27,47,183</b> | <b>22,26,010</b> | <b>69,05,284</b>   |
|  |               |                                 |   | <b>GRAND TOTALS</b>             |              |              | <b>50,05,239</b> | <b>43,013</b> | <b>57,70,680</b> | <b>43,11,882</b> | <b>1,50,30,84</b>  |

\* Include both District Board and Municipal Funds.

## VIII.—Examination Results.

| Examinations.                       | MALES.               |          |        |                |          |        | FEMALES.             |          |        |                |          |        |
|-------------------------------------|----------------------|----------|--------|----------------|----------|--------|----------------------|----------|--------|----------------|----------|--------|
|                                     | NUMBER OF EXAMINERS. |          |        | NUMBER PASSED. |          |        | NUMBER OF EXAMINERS. |          |        | NUMBER PASSED. |          |        |
|                                     | Public.*             | Private. | Total. | Public.*       | Private. | Total. | Public.*             | Private. | Total. | Public.*       | Private. | Total. |
|                                     | 1                    | 2        | 3      | 4              | 5        | 6      | 7                    | 8        | 9      | 10             | 11       | 12     |
| <b>DEGREE EXAMINATIONS.</b>         |                      |          |        |                |          |        |                      |          |        |                |          |        |
| <i>Arts and Science.</i>            |                      |          |        |                |          |        |                      |          |        |                |          |        |
| Litt.                               | ...                  | ...      | ...    | ...            | ...      | ...    | ...                  | ...      | ...    | ...            | ...      | ...    |
| B. D.                               | ...                  | 10       | 10     | ...            | 4        | 4      | ...                  | ...      | ...    | ...            | ...      | ...    |
| Sc.                                 | 1                    | 4        | 5      | 1              | 1        | 2      | ...                  | ...      | ...    | ...            | ...      | ...    |
| A.                                  | 943                  | 342      | 1,285  | 674            | 193      | 867    | 29                   | 16       | 45     | 18             | 12       | 30     |
| Sc.                                 | 356                  | 40       | 396    | 270            | 23       | 292    | 1                    | ...      | 1      | 1              | ...      | 1      |
| A. (Honours)                        | 1,450                | 217      | 1,667  | 636            | 123      | 959    | 62                   | 1        | 63     | 53             | ...      | 53     |
| Sc. (Honours)                       | 346                  | 38       | 384    | 169            | 13       | 182    | 2                    | ...      | 2      | 2              | ...      | 2      |
| A. (Pass)                           | 7,547                | 4,778    | 12,325 | 3,588          | 1,903    | 5,491  | 132                  | 180      | 262    | 97             | 62       | 159    |
| Sc. (Pass)                          | 2,002                | 295      | 2,297  | 1,129          | 116      | 1,245  | 7                    | 1        | 8      | 2              | ...      | 2      |
| <i>Law.</i>                         |                      |          |        |                |          |        |                      |          |        |                |          |        |
| Master of Law                       | 8                    | 49       | 57     | ...            | 6        | 6      | ...                  | ...      | ...    | ...            | ...      | ...    |
| Bachelor of Law                     | 4,355                | 264      | 4,619  | 2,539          | 144      | 2,683  | 1                    | 1        | 2      | 1              | 1        | 2      |
| <i>Medicine.</i>                    |                      |          |        |                |          |        |                      |          |        |                |          |        |
| B. D.                               | 11                   | 5        | 16     | 5              | 4        | 9      | ...                  | ...      | ...    | ...            | ...      | ...    |
| B. B. S.                            | 1,595                | 33       | 1,628  | 414            | 16       | 430    | 43                   | 1        | 44     | 17             | 1        | 18     |
| M. S.                               | 23                   | 14       | 37     | 8              | 11       | 19     | 3                    | 2        | 5      | 1              | 2        | 3      |
| L. C. P. & B. (Bombay)              | 9                    | ...      | 9      | 3              | ...      | 3      | ...                  | ...      | ...    | ...            | ...      | ...    |
| B. S. F. M. (Calcutta).             | 22                   | ...      | 22     | 9              | ...      | 9      | ...                  | ...      | ...    | ...            | ...      | ...    |
| B. S.                               | 9                    | 4        | 13     | 3              | 2        | 5      | ...                  | ...      | ...    | ...            | ...      | ...    |
| Obstetrics                          | ...                  | ...      | ...    | ...            | ...      | ...    | ...                  | ...      | ...    | ...            | ...      | ...    |
| Hyg.                                | 4                    | ...      | 4      | 1              | ...      | 1      | ...                  | ...      | ...    | ...            | ...      | ...    |
| P. H.                               | 11                   | 8        | 19     | 7              | 6        | 13     | ...                  | ...      | ...    | ...            | ...      | ...    |
| Sc. (Sanitary)                      | 28                   | 8        | 36     | 8              | 5        | 13     | ...                  | ...      | ...    | ...            | ...      | ...    |
| B. T. M. (Calcutta).                | 14                   | 17       | 31     | 13             | 9        | 22     | ...                  | 1        | 1      | ...            | 1        | 1      |
| <i>Engineering.</i> †               |                      |          |        |                |          |        |                      |          |        |                |          |        |
| Bachelor of C. E.                   | 171                  | ...      | 171    | 123            | ...      | 123    | ...                  | ...      | ...    | ...            | ...      | ...    |
| Bachelor of M. E.                   | 74                   | ...      | 74     | 60             | ...      | 60     | ...                  | ...      | ...    | ...            | ...      | ...    |
| Bachelor of Mining and Metallurgy.‡ | 6                    | ...      | 6      | 6              | ...      | 6      | ...                  | ...      | ...    | ...            | ...      | ...    |
| <i>Education.</i>                   |                      |          |        |                |          |        |                      |          |        |                |          |        |
| B. E. B. T. & L. T.                 | 572                  | 250      | 822    | 461            | 173      | 634    | 52                   | 31       | 83     | 48             | 23       | 71     |
| <i>Commerce.</i>                    |                      |          |        |                |          |        |                      |          |        |                |          |        |
| Master of Commerce.                 | 4                    | ...      | 4      | 3              | ...      | 3      | ...                  | ...      | ...    | ...            | ...      | ...    |
| Bachelor of Commerce.               | 289                  | 97       | 386    | 156            | 43       | 199    | ...                  | ...      | ...    | ...            | ...      | ...    |
| <i>Agriculture.</i>                 |                      |          |        |                |          |        |                      |          |        |                |          |        |
| Master of Agriculture.              | ...                  | 5        | 5      | ...            | 3        | 3      | ...                  | ...      | ...    | ...            | ...      | ...    |
| Bachelor of Agriculture.            | 157                  | ...      | 157    | 91             | ...      | 91     | ...                  | ...      | ...    | ...            | ...      | ...    |

\* i.e., appearing from a recognised institution.

† Including the Diploma Examination of the Thomson Civil Engineering College, Roorkee.

‡ Figures pertain to Bombay only.

§ For United Provinces only.

## VIII.—Examination Results—contd.

| Examinations.                                | MALES.               |          |         |                |          |         | FEMALES.             |          |        |                |          |        |
|--|----------------------|----------|---------|----------------|----------|---------|----------------------|----------|--------|----------------|----------|--------|
|  | NUMBER OF EXAMINERS. |          |         | NUMBER PASSED. |          |         | NUMBER OF EXAMINERS. |          |        | NUMBER PASSED. |          |        |
|  | Public*.             | Private. | Total.  | Public*.       | Private. | Total.  | Public*.             | Private. | Total. | Public*.       | Private. | Total. |
| 1  | 2                    | 3        | 4       | 5              | 6        | 7       | 8                    | 9        | 10     | 11             | 12       |        |
| <b>INTERMEDIATE EXAMINATIONS.</b>            |                      |          |         |                |          |         |                      |          |        |                |          |        |
| Intermediate in Arts.                        | 13,833               | 7,657    | 21,490  | 6,632          | 2,476    | 9,108   | 309                  | 382      | 751    | 241            | 174      | 415    |
| Intermediate in Science.                     | 6,474                | 572      | 7,046   | 3,310          | 203      | 3,513   | 88                   | 13       | 101    | 51             | 2        | 53     |
| Licentiate of Civil Engineering.             | 81                   | 1        | 82      | 48             | ...      | 48      | ...                  | ...      | ...    | ...            | ...      | ...    |
| Licence, Diploma or Certificate in Teaching. | 1,306                | 111      | 1,507   | 1,063          | 72       | 1,135   | 251                  | 5        | 256    | 211            | 5        | 216    |
| Intermediate or Diploma in Commerce.         | 754                  | 20       | 783     | 471            | 13       | 484     | 1                    | ...      | 1      | 1              | ...      | 1      |
| Licentiate of Agriculture.                   | 250                  | ...      | 250     | 169            | ...      | 169     | 1                    | ...      | 1      | 1              | ...      | 1      |
| Veterinary Examinations.                     | 100                  | ...      | 100     | 125            | ...      | 125     | ...                  | ...      | ...    | ...            | ...      | ...    |
| <b>SCHOOL EXAMINATIONS.</b>                  |                      |          |         |                |          |         |                      |          |        |                |          |        |
| (a) On completion of High School course.     |                      |          |         |                |          |         |                      |          |        |                |          |        |
| Matriculation School Final, etc.             | 39,335               | 8,751    | 48,086  | 22,849         | 1,215    | 24,164  | 646                  | 212      | 878    | 400            | 116      | 516    |
| European High School.                        | 29,770               | 3,830    | 33,600  | 21,751         | 2,375    | 24,126  | 700                  | 84       | 784    | 542            | 48       | 590    |
| Cambridge School certificate.                | 341                  | 4        | 345     | 201            | 1        | 202     | 235                  | 7        | 292    | 171            | 2        | 173    |
| (b) On completion of Middle School course.   |                      |          |         |                |          |         |                      |          |        |                |          |        |
| Cambridge Junior                             | 427                  | 177      | 604     | 266            | 20       | 286     | 260                  | 17       | 277    | 51             | 6        | 57     |
| European Middle                              | 616                  | 5        | 621     | 400            | ...      | 400     | 409                  | 3        | 412    | 251            | 2        | 253    |
| Anglo-Vernacular Middle.                     | 639                  | ...      | 639     | 364            | ...      | 364     | 551                  | 14       | 565    | 366            | 13       | 389    |
| Vernacular Middle                            | 69,565               | 345      | 69,910  | 51,113         | 118      | 51,230  | 3,068                | 66       | 3,154  | 2,250          | 81       | 2,331  |
| (c) On completion of Primary course.         |                      |          |         |                |          |         |                      |          |        |                |          |        |
| Upper Primary                                | 48,004               | 8,413    | 56,417  | 29,447         | 2,694    | 32,131  | 3,900                | 987      | 4,887  | 1,948          | 373      | 2,321  |
| Lower Primary                                | 211,820              | 128      | 211,948 | 157,745        | 90       | 157,835 | 13,898               | 109      | 13,996 | 9,820          | 54       | 9,874  |
| (d) On completion of Vocational course.      |                      |          |         |                |          |         |                      |          |        |                |          |        |
| For teacher's certificates—                  |                      |          |         |                |          |         |                      |          |        |                |          |        |
| Vernacular, Higher.                          | 463,639              | 537      | 463,239 | 345,006        | 323      | 345,219 | 52,447               | 81       | 52,476 | 38,988         | 30       | 38,988 |
| Vernacular, Lower.                           | 4,967                | 390      | 5,267   | 3,608          | 413      | 4,023   | 1,610                | 70       | 1,680  | 1,230          | 39       | 1,269  |
| At Art Schools                               | 10,001               | 2,147    | 12,148  | 7,016          | 864      | 7,880   | 812                  | 33       | 845    | 521            | 19       | 540    |
| At Law Schools                               | 1,120                | 67       | 1,187   | 560            | 28       | 594     | 17                   | ...      | 17     | 12             | ...      | 12     |
| At Medical Schools                           | 41                   | ...      | 41      | 41             | ...      | 41      | ...                  | ...      | ...    | ...            | ...      | ...    |
| At Engineering Schools.                      | 1,508                | 219      | 1,723   | 760            | 122      | 882     | 130                  | 8        | 138    | 85             | 3        | 88     |
| At Technical and Industrial Schools          | 752                  | 473      | 1,124   | 542            | 164      | 706     | ...                  | ...      | ...    | ...            | ...      | ...    |
| At Commercial Schools.                       | 2,520                | 1,157    | 3,677   | 2,023          | 775      | 2,798   | 356                  | 205      | 640    | 306            | 184      | 490    |
| At Agricultural Schools.                     | 2,334                | 5,140    | 7,474   | 1,053          | 1,541    | 2,594   | 48                   | 26       | 74     | 20             | 9        | 29     |
| At other Schools.                            | 265                  | ...      | 265     | 246            | ...      | 246     | ...                  | ...      | ...    | ...            | ...      | ...    |
|  | 5,643                | 810      | 5,952   | 2,823          | 170      | 993     | 15                   | ...      | 15     | 9              | ...      | 9      |

\* i.e., appearing from a recognised institution.

† Includes Survey School.

**EDUCATION, INDIA.**

---

**EDUCATION IN INDIA**

**IN**

**1928-29.**



**CALCUTTA : GOVERNMENT OF INDIA  
CENTRAL PUBLICATION BRANCH  
1931**

*Price As. 14 or 1s. 6d.*



**Government of India Publications are obtainable from the Government of India Central Publication Branch, 3, Government Place, West, Calcutta, and from the following Agents :—**

**EUROPE.**

**OFFICE OF THE HIGH COMMISSIONER FOR INDIA,  
INDIA HOUSE, ALDWYCH, LONDON, W. C. 2.**  
And at all Booksellers.

**INDIA AND CEYLON : Provincial Book Depôts:**

**MADRAS:**—Superintendent, Government Press, Mount Road, Madras.  
**BOMBAY:**—Superintendent, Government Printing and Stationery, Queen's Road, Bombay.  
**SRINAGAR:**—Library attached to the Office of the Commissioner in Sind, Karachi.  
**BENARAS:**—Bengal Secretariat Book Depot, Writers' Buildings, Room No. 1, Ground Floor, Calcutta.  
**UNITED PROVINCES OF AGRA AND OUDH:**—Superintendent of Government Press, United Provinces of Agra and Oudh, Allahabad.

**PUNJAB:**—Superintendent, Government Printing, Punjab, Lahore.  
**BURMA:**—Superintendent, Government Printing, Burma, Rangoon.  
**CENTRAL PROVINCES AND BIKANER:**—Superintendent, Government Printing, Central Provinces, Nagpur.  
**AGRA AND ALWAR:**—Superintendent, Assam Secretariat Press, Shillong.  
**BIKANER AND OCHHA:**—Superintendent, Government Printing, Bikaner and Ochha, Jaipur.  
**WEST-WEST PROVINCE PROVINCE:**—Manager, Government Printing and Stationery, Ferozpur.

**Thacker, Spink & Co., Calcutta and Simla.**  
**W. Newman & Co., Ltd., Calcutta.**  
**S. K. Lahiri & Co., Calcutta.**  
**The Indian School Supply Depot, 209, Bow Bazar Street, Calcutta.**  
**Butterworth & Co. (India), Ltd., Calcutta.**  
**M. C. Barcar & Sons, 15, College Square, Calcutta.**  
**Standard Literature Company, Limited, Calcutta.**  
**Association Press, Calcutta.**  
**Chakraverty, Chatterjee & Co., Ltd., 12, College Square, Calcutta.**  
**The Book Company, Calcutta.**  
**James Murray & Co., 15, Government Place, Calcutta.**  
**(For Meteorological Publications only.)**  
**Ray Choudhury & Co., 68-6, Ashutosh Mukherjee Road, Calcutta.**  
**Scientific Publishing Co., R. Talbot Lane, Calcutta.**  
**Chatterjee & Co., 2-1, Bachchan Chatterjee Lane, Calcutta.**  
**Standard Law Book Society, 2-2, Hastings Street, Calcutta.**  
**The Hindu Library, 3, Nandlal Mulkoth Lane, Calcutta.**  
**Kamala Book Depot, Ltd., 15, College Square, Calcutta.**  
**Bengal Flying Club, Dum Dum Cantt., on Aviation.**  
**Kali Chandra and Co., Municipal Market, Calcutta.**  
**F. C. Basak, Esq., Proprietor, Albert Library, Dacca.**  
**Hitra Brothers, Rajshahi.**  
**Hirtabookhans, Madras.**  
**Boobans and Sons, Madras.**  
**G. A. Nateson & Co., Publishers, George Town, Madras.**  
**Theosophical Publishing House, Adyar, Madras.**  
**F. Varadachary & Co., Madras.**  
**S. Murthy & Co., Madras.**  
**City Book Co., Madras.**  
**Law Publishing Co., Mylapore, Madras.**  
**Bright & Co., Trivandrum.**  
**The Bookstore: Resort, Talkad, Trivandrum, South India.**  
**F. M. Gopalakrishna Kone, Padamandapuram, Madras.**  
**Central Book Depot, Madras.**  
**Vijayar & Co., Vizagapatnam.**  
**Thacker & Co., Ltd., Bombay.**  
**D. R. Taraporevala Sons & Co., Bombay.**  
**Munder Pandurang, Bombay.**  
**Ram Chandra Govind & Sons, Kalbadevi Road, Bombay.**  
**W. M. Tripathi & Co., Booksellers, Princess Street, Kalbadevi Road, Bombay.**  
**New & Secondhand Bookshop, Kalbadevi Road, Bombay.**  
**Mrs Radubhai Atmaram Sagoon, Kalbadevi Road, Bombay.**  
**J. M. Pandia & Co., Bombay.**  
**Central & Co., Bombay.**  
**A. H. Wheeler & Co., Allahabad, Calcutta and Bombay.**  
**S. Govind & Co., Sandhurst Road, Girgaon, Bombay.**  
**Bombay Book Depot, Girgaon, Bombay.**  
**Benneth Coleman and Co., Ltd., The Times of India Press, Bombay.**  
**Proprietor, New Kitabkhana, Poona.**  
**The Manager, Oriental Book Supplying Agency, 15, Shukrawar, Poona City.**  
**Rama Krishna Bros., Opposite Viharambag, Poona City.**  
**S. P. Bookstall, 21, Borchwar, Poona.**  
**Mansaldas & Sons, Booksellers and Publishers, Bhaga Talao, Surat.**  
**The Standard Book and Stationery Co., 33-35, Arbab Road, Peshawar.**  
**S. B. Umadikar & Co., The Bharat Book Depot, Dharwar.**  
**The Students Own Book Depot, Dharwar.**  
**Shri Shankar Karnataka Postaka Bhandara, Mahamaddi, Dharwar.**

**The Standard Bookstall, Karachi, Quetta, Delhi, Murree and Rawalpindi.**  
**The Karachi Book Dept., Elphinstone Street, Camp, Karachi.**  
**The English Bookstall, Karachi.**  
**The Standard Bookstall, Quetta.**  
**U. P. Malhotra & Co., Quetta.**  
**J. Ray & Sons, 43, K. & L., Edwardes Road, Rawalpindi, Murree and Lahore.**  
**The Standard Book Depot, Lahore, Nainital, Mussoorie, Dalhousie, Ambala Cantonment and Delhi.**  
**N. B. Mathur, Supdt., Nasir Kanun Hwad Press, Allahabad.**  
**The North India Christian Tract and Book Society, 12, Clive Road, Allahabad.**  
**Ram Dayal Agarwala, 184, Katra, Allahabad.**  
**Ram Narain Lal, Katra, Allahabad.**  
**The Indian Army Book Depot, Dayalbagh, Agra.**  
**Marayan & Co., Maston Road, Coawapore.**  
**The Indian Army Book Depot, Jullundur City—Daryaganj, Delhi.**  
**Manager, Newal Lahore Press, Lucknow**  
**The Upper India Publishing House, Ltd., Literature Palace, Aramudaula Park, Lucknow.**  
**Rai Sahib M. Gulab Singh & Sons, Muffid-Aam Press, Lahore and Allahabad.**  
**Rama Krishna & Sons, Bookellers, Anarkali, Lahore.**  
**Puri Brothers, Booksellers and Publishers, Katchari Road, Lahore.**  
**The Tilak School Bookshop, Lahore.**  
**The Standard Bookstall, Lahore.**  
**The Proprietor, Punjab Sanskrit Book Depot, Saldakhia Street, Lahore.**  
**The Insurance Publicity Co., Ltd., Lahore.**  
**The Punjab Religious Book Society, Lahore.**  
**The Commercial Book Co., Lahore.**  
**The University Book Agency, Kachari Road, Lahore.**  
**Manager of the Imperial Book Depot, 68, Chandney Chawk Street, Delhi.**  
**J. M. Jaina and Bros., Delhi.**  
**Foxo Book Agency, New Delhi, Simla.**  
**Oxford Book and Stationery Company, Delhi Lahore, Simla, Meerut and Calcutta.**  
**Supdt., American Baptist Mission Press, Rangoon.**  
**The Modern Pub.ishing House, Ltd., 39, Phayre Street, Rangoon.**  
**Burma Book Club, Ltd., Rangoon.**  
**Manager, The "Hitavadi," Nagpur.**  
**Bhisey Brothers, Booksellers and Stationers, Sitabaldi, Nagpur.**  
**S. C. Talukdar, Proprietor, Students & Co, Cooh Behar.**  
**The Manager, Ceylon Observer, Colombo.**  
**The Manager, The Indian Book Shop, Benares City.**  
**Vandikere & Bros., Chowk, Benares City.**  
**The Srivilliputtur Co-operative Trading Union, Ltd., Srivilliputtur (S. I. K.).**  
**Raghunath Prasad & Sons, Patna City.**  
**The Students' Emporium, Patna.**  
**N. L. Mathur & Bros., Gaur, Patna City.**  
**Kamala Book Stores, Bankipore, Patna.**  
**G. Banerjee and Bros., Ranchi.**  
**Dandekar Brothers, Indore City.**  
**Pratikshaya Sahayak Sahakari, Ltd., Baroda.**  
**M. C. Kothari, Raipura Road, Baroda.**  
**The Hyderabad Book Depot, Chaderghat, Hyderabad (Deccan).**  
**Thakur & Co., Amraoti.**  
**S. Krishna Rao & Co., Teppakulam P. O., Trichinopoly Fort.**  
**National College Teachers' Union Book Depot, Trichinopoly.**  
**Superintendent, Bangalore Press, Lake View, Mysore Road, Bangalore City.**

## TABLE OF CONTENTS.

### Preface.

|  | PAGE. |
|--|-------|
| I. General Summary . . . . .                                       | 1     |
| II. University Education . . . . .                                 | 10    |
| III. Secondary Education . . . . .                                 | 21    |
| IV. Primary Education (Boys) . . . . .                             | 25    |
| V. Education of Girls . . . . .                                    | 31    |
| VI. Professional and Technical Education . . . . .                 | 35    |
| VII. Education of Europeans and Anglo-Indians . . . . .            | 40    |
| VIII. Education of Muhammadans . . . . .                           | 42    |
| IX. Education of the Depressed Classes . . . . .                   | 44    |
| X. Miscellaneous . . . . .   | 46    |
| <b>APPENDIX—</b>   |       |
| General Educational Tables for British India for 1928-29 . . . . . | 51    |

## PREFACE.

The report on the progress of education in India for the year 1927-28 was published recently. The present report is for the year 1928-29 and carries the history of education in India down to March 31, 1929. I take this opportunity to express my obligations to provincial Directors of Public Instruction from whose reports I have borrowed freely in writing these two reviews.

A. H. MACKENZIE,

*Offg. Educational Commissioner  
with the Government of India.*

SIMLA;

*August, 1930.*

# EDUCATION IN INDIA

IN

## 1928-29

### I.—GENERAL SUMMARY.

*Hartog Committee on Education.*—The most notable event of the year was the appointment of the Auxiliary Committee to the Indian Statutory Commission, under the Chairmanship of Sir Philip Hartog, to make enquiries into the growth of education in British India and to prepare a “review of the growth of education” with particular reference to its organisation in British India and its relation to political and constitutional conditions and potentialities of progress. The committee toured through the various provinces conducting its enquiries and collecting evidence, but its report was not published until after the close of the year.

*Statistical progress.*—So far as progress can be measured by statistics the year was one of considerable advance, although the rate of expansion was slower than in the previous year. The number of recognised institutions of all kinds increased by 3,984 to 223,794 and their enrolment by 387,841 to 11,547,997. The corresponding increases in the previous year were 8,762 and 630,806. The total number of scholars in all institutions, both recognised and unrecognised, was over 12 millions, representing about five per cent. of the total population. The statement given below compares the figures of institutions and scholars for 1928-29 with those of the previous year.

| Types of Institutions.                            | Number of institutions. |                | Number of scholars. |                   |
|---|-------------------------|----------------|---------------------|-------------------|
|   | 1929                    | 1928           | 1929                | 1928              |
| <i>Recognised Institutions.</i>                   |                         |                |                     |                   |
| Universities . . . . .                            | 16                      | 15             | 8,078               | 7,562             |
| Arts Colleges . . . . .                           | 242                     | 236            | 68,527              | 65,952            |
| Professional Colleges . . . . .                   | 71                      | 71             | 17,652              | 17,162            |
| High Schools . . . . .                            | 2,834                   | 2,759          | 873,168             | 828,854           |
| Middle Schools . . . . .                          | 9,753                   | 9,240          | 1,238,808           | 1,173,700         |
| Primary Schools . . . . .                         | 201,688                 | 197,299        | 9,013,591           | 8,712,968         |
| Special Schools . . . . .                         | 9,190                   | 10,190         | 327,673             | 353,958           |
| <b>Total of Recognised Institutions . . . . .</b> | <b>223,794</b>          | <b>219,810</b> | <b>11,547,997</b>   | <b>11,160,156</b> |
| <b>Unrecognised Institutions . . . . .</b>        | <b>34,222</b>           | <b>34,914</b>  | <b>618,342</b>      | <b>615,066</b>    |
| <b>Grand total of all Institutions . . . . .</b>  | <b>258,016</b>          | <b>254,724</b> | <b>12,165,839</b>   | <b>11,775,222</b> |

The decrease of 26,285 scholars in special schools is mainly accounted for by the closure during the year of over 1,000 inefficient schools for adults in the Punjab. The number of unrecognised institutions declined slightly but their enrolment increased by over 3,000.

*Stages of instruction of pupils.*—The following table gives the number of scholars in the various stages of instruction in arts colleges and secondary and primary schools:—

| Stages of Instruction.                       | No. of scholars in institutions for Males. | No. of scholars in institutions for Females. |
|--|--|--|
| Graduate and post-graduate classes . . . . . | 21,959                                     | 296  |
| Intermediate classes . . . . .               | 42,845                                     | 781  |
| Secondary stage . . . . .                    | 987,788                                    | 53,843                                       |
| Primary stage . . . . .                      | 8,847,683                                  | 1,238,899                                    |
| <b>TOTAL . . . . .</b>                       | <b>9,900,275</b>                           | <b>1,293,819</b>                             |

The reasons for the difference between these figures and those given in the table on page 1 are that the classification of intermediate colleges and secondary and primary schools is not the same in all provinces and many institutions enrol students who are at a lower stage of instruction than that at which these institutions primarily aim.

*Pupils by communities.*—The following table is of interest; it compares the state of education among the principal communities of India:—

| Community.                            | Number of scholars. | Percentage to population of the community. |
|---------------------------------------|---------------------|--|
| Europeans and Anglo-Indians . . . . . | 48,686              | 18.5                                       |
| Indian Christians . . . . .           | 385,327             | 13.7                                       |
| Hindus . . . . .                      | 7,669,451           | 4.7  |
| Muhammadians . . . . .                | 3,115,169           | 5.2  |
| Budhists . . . . .                    | 621,980             | 5.4  |
| Parais . . . . .                      | 20,337              | 22.7                                       |
| Sikhs . . . . .                       | 167,282             | 7.1  |
| Others . . . . .                      | 137,236             | 2.1  |
| <b>TOTAL . . . . .</b>                | <b>12,165,528</b>   | <b>4.4</b>                                 |

*Expenditure.*—The total expenditure on education increased by Rs. 1,24,54,928 from Rs. 25,82,77,325 to Rs. 27,07,32,253. Towards this expenditure, government funds contributed 48.7 per cent., district board and municipal funds 14.6 per cent., fees 21.3 per cent. and all other sources (endowments, subscriptions, contributions, etc.) 15.4 per cent. The proportion of cost met from these sources, however, varies considerably from province to province. In most provinces, the proportion of cost met from Government funds was between 50 and 60 per cent. The average annual cost per scholar remained practically the same as last year, viz., Rs. 23 for the whole of British India. This cost was met as follows:—government funds—Rs. 11-6-8, local funds—Rs. 3-6-7, fees—Rs. 5-0-1, and other sources—Rs. 3-9-9. The provincial figures ranged from Rs. 16 in Assam to Rs. 96 in Central India.

*Provincial statistics.*—The four tables which follow summarise the salient features of educational progress in the different provinces in British India. For more detailed figures, reference may be made to the individual provincial reports on education for 1928-29.

(1) *Number of Institutions.*

| Province.                              | NO. OF RECOGNISED INSTITUTIONS. |         |                                     | NO. OF UNRECOGNISED INSTITUTIONS. |        |                                     | TOTAL NO. OF INSTITUTIONS. |         |                                     |
|--|---------------------------------|---------|-------------------------------------|-----------------------------------|--------|-------------------------------------|----------------------------|---------|-------------------------------------|
|  | 1929.                           | 1928.   | Increase (+)<br>or<br>Decrease (-). | 1929.                             | 1928.  | Increase (+)<br>or<br>Decrease (-). | 1929.                      | 1928.   | Increase (+)<br>or<br>Decrease (-). |
| Madras . . . . .                       | 56,016                          | 53,027  | +2,989                              | 2,078                             | 2,049  | -29                                 | 58,094                     | 55,076  | +3,018                              |
| Bombay* . . . . .                      | 15,714                          | 15,452  | +262                                | 1,880                             | 1,818  | +62                                 | 17,594                     | 17,270  | +324                                |
| Bengal . . . . .                       | 63,009                          | 61,736  | +2,273                              | 1,563                             | 1,500  | +63                                 | 64,572                     | 63,236  | +2,336                              |
| United Provinces . . . . .             | 23,774                          | 23,269  | +505                                | 2,524                             | 2,578  | -54                                 | 26,298                     | 25,847  | +451                                |
| Punjab . . . . .                       | 12,518                          | 12,754  | -236                                | 5,232                             | 5,306  | -74                                 | 17,750                     | 18,060  | -310                                |
| Burma † . . . . .                      | 7,282                           | 7,122   | +160                                | 18,200                            | 18,325 | -125                                | 25,482                     | 25,447  | +35                                 |
| Bihar and Orissa . . . . .             | 31,048                          | 32,023  | -975                                | 1,055                             | 1,773  | -718                                | 32,103                     | 33,796  | -1,693                              |
| Central Provinces and Berar . . . . .  | 5,240                           | 5,228   | +12                                 | 241                               | 192    | +49                                 | 5,481                      | 5,420   | +61                                 |
| Assam . . . . .                        | 6,068                           | 5,753   | +315                                | 582                               | 554    | +28                                 | 6,650                      | 6,307   | +343                                |
| North-West Frontier Province . . . . . | 912                             | 843     | +70                                 | 238                               | 275    | -37                                 | 1,150                      | 1,118   | +32                                 |
| Coorg . . . . .                        | 111                             | 113     | -2                                  | 20                                | 16     | +4                                  | 131                        | 129     | +2                                  |
| Delhi . . . . .                        | 323                             | 291     | +32                                 | 28                                | 64     | -36                                 | 351                        | 355     | -4                                  |
| Ajmer-Merwara . . . . .                | 241                             | 223     | +18                                 | 64                                | 86     | -22                                 | 305                        | 309     | -4                                  |
| Punjab States . . . . .                | 100                             | 99      | +1                                  | 190                               | 177    | +13                                 | 290                        | 276     | +14                                 |
| Bangalore . . . . .                    | 108                             | 104     | +4                                  | 17                                | 20     | -3                                  | 125                        | 124     | +1                                  |
| Minor Administered Areas ‡ . . . . .   | 129                             | 123     | +6                                  | 20                                | 19     | +1                                  | 149                        | 142     | +7                                  |
| TOTAL BRITISH INDIA . . . . .          | 223,794                         | 219,810 | +3,984                              | 24,222                            | 24,914 | -692                                | 248,016                    | 244,724 | +3,292                              |

\* Figures for Aden are included under Bombay.

† Figures for both Burma Proper and the Federated Shan States are given under Burma.

‡ Administered areas in the Bombay, Assam, Central India, Rajputana, Western India and Hyderabad States.

## (ii) Number of Scholars.

| Province.                          | NO. OF SCHOLARS IN RECOGNISED INSTITUTIONS. |            |                                     | NO. OF SCHOLARS IN UNRECOGNISED INSTITUTIONS |         |                                     | TOTAL NO. OF SCHOLARS IN ALL INSTITUTIONS. |            |                                     | PERCENTAGE OF TOTAL SCHOLARS TO POPULATION. |       |
|------------------------------------|---|------------|-------------------------------------|--|---------|-------------------------------------|--|------------|-------------------------------------|---|-------|
|                                    | 1929.                                       | 1928.      | Increase (+)<br>or<br>Decrease (-). | 1929.  | 1928.   | Increase (+)<br>or<br>Decrease (-). | 1929.                                      | 1928.      | Increase (+)<br>or<br>Decrease (-). | 1929.                                       | 1928. |
| Madras . . . . .                   | 2,729,237                                   | 2,586,544  | +142,693                            | 63,519                                       | 74,128  | -10,609                             | 2,792,756                                  | 2,660,672  | +132,084                            | 6.6   | 6.2   |
| Bombay* . . . . .                  | 1,196,823                                   | 1,162,578  | +34,245                             | 37,009                                       | 33,373  | +4,636                              | 1,233,832                                  | 1,195,951  | +37,881                             | 6.4   | 6.2   |
| Bengal . . . . .                   | 2,567,957                                   | 2,446,678  | +120,279                            | 57,865                                       | 35,034  | +2,831                              | 2,625,222                                  | 2,501,712  | +123,510                            | 5.6   | 5.3   |
| United Provinces . . . . .         | 1,423,672                                   | 1,368,807  | +54,865                             | 64,811                                       | 65,536  | -725                                | 1,488,483                                  | 1,434,343  | +54,140                             | 3.3   | 3.2   |
| Punjab . . . . .                   | 1,115,083                                   | 1,148,568  | -33,485                             | 105,696                                      | 99,563  | +6,133                              | 1,220,779                                  | 1,248,131  | -27,352                             | 5.9   | 6.0   |
| Burma † . . . . .                  | 503,564                                     | 478,441    | +25,123                             | 301,614                                      | 197,441 | +104,173                            | 705,178                                    | 675,882    | +29,296                             | 5.3   | 5.1   |
| Bihar and Orissa . . . . .         | 1,089,623                                   | 1,102,471  | -12,848                             | 41,157                                       | 44,590  | -3,433                              | 1,130,780                                  | 1,147,061  | -16,281                             | 3.3   | 3.4   |
| Central Provinces and Berar        | 422,470                                     | 407,938    | +14,532                             | 9,366  | 6,936   | +2,430                              | 431,836                                    | 414,874    | +16,962                             | 3.1   | 3.0   |
| Assam . . . . .                    | 216,530                                     | 295,541    | +79,011                             | 22,558                                       | 21,540  | +1,018                              | 339,088                                    | 317,081    | +22,007                             | 4.4   | 4.0   |
| North-West Frontier Pro-<br>vince. | 77,295                                      | 70,581     | +6,714                              | 4,857  | 6,175   | -1,318                              | 82,152                                     | 76,756     | +5,396                              | 3.6   | 3.4   |
| Coorg . . . . .                    | 9,766                                       | 9,787      | -21                                 | 405  | 422     | -17                                 | 10,171                                     | 10,209     | -38                                 | 6.2   | 6.7   |
| Delhi . . . . .                    | 37,841                                      | 30,626     | +7,215                              | 1,870  | 2,456   | -586                                | 39,111                                     | 33,082     | +6,029                              | 8.0   | 6.7   |
| Ajmer-Merwara . . . . .            | 15,658                                      | 13,724     | +1,934                              | 2,793  | 4,166   | -1,373                              | 18,451                                     | 17,890     | +561                                | 3.7   | 3.6   |
| Baluchistan . . . . .              | 6,391                                       | 5,846      | +545                                | 2,808  | 2,717   | +91                                 | 9,199                                      | 8,563      | +636                                | 2.2   | 2.0   |
| Bangalore . . . . .                | 14,276                                      | 13,913     | +363                                | 669  | 800     | -131                                | 14,945                                     | 14,715     | +230                                | 12.6  | 12.4  |
| Minor Administered Areas ‡         | 19,506                                      | 18,111     | +1,395                              | 1,355  | 1,189   | +166                                | 20,861                                     | 19,300     | +1,561                              | 9.0   | 8.4   |
| TOTAL.—BRITISH INDIA . . . . .     | 11,547,497                                  | 11,160,156 | +387,341                            | 618,342                                      | 615,066 | +3,276                              | 12,165,839                                 | 11,775,222 | +390,617                            | 4.9   | 4.8   |

\* Figures for Aden are included under Bombay.

† Figures for both Burma Proper and the Federated Shan States are given under Burma.

‡ Administered areas in the Bombay, Assam, Central India, Rajputana, Western India and Hyderabad States.

(iii) Distribution of Scholars in Recognised Institutions, 1929.

| Province.                              | NO. OF SCHOLARS IN INSTITUTIONS FOR MALES. |                   |                           |                  |                    |                     |                     | NO. OF SCHOLARS IN INSTITUTIONS FOR FEMALES. |                   |                           |                  |                    |                     |                     |           |
|--|--|-------------------|---------------------------|------------------|--------------------|---------------------|---------------------|--|-------------------|---------------------------|------------------|--------------------|---------------------|---------------------|-----------|
|  | In Universities.†                          | In Arts Colleges. | In Professional Colleges. | In High Schools. | In Middle Schools. | In Primary Schools. | In Special Schools. | Total.                                       | In Arts Colleges. | In Professional Colleges. | In High Schools. | In Middle Schools. | In Primary Schools. | In Special Schools. | Total.    |
| Madras . . . . .                       | ...  | 13,439            | 2,324                     | 145,987          | 27,847             | 2,194,961           | 24,895              | 2,409,433                                    | 376               | 56                        | 18,521           | 5,835              | 295,178             | 4,818               | 319,784   |
| Bombay* . . . . .                      | 61   | 7,132             | 2,667                     | 74,632           | 24,208             | 904,587             | 18,955              | 1,032,292                                    | ...               | ...                       | 11,975           | 3,575              | 147,037             | 1,944               | 164,531   |
| Bengal . . . . .                       | 1,998                                      | 20,469            | 5,500                     | 258,550          | 189,297            | 1,561,743           | 129,758             | 2,147,315                                    | 353               | 43                        | 11,550           | 8,876              | 397,355             | 1,865               | 420,042   |
| United Provinces . . . . .             | 4,321                                      | 6,253             | 3,502                     | 68,052           | 86,991             | 1,140,010           | 25,759              | 1,336,888                                    | 160               | 8                         | 5,361            | 23,180             | 60,062              | 1,023               | 89,784    |
| Punjab . . . . .                       | 18   | 10,691            | 1,903                     | 121,959          | 451,119            | 369,490             | 63,866              | 1,013,051                                    | 128               | 39                        | 8,395            | 17,286             | 73,937              | 2,247               | 102,082   |
| Burma† . . . . .                       | 1,583                                      | 106               | 43                        | 45,914           | 135,807            | 244,769             | 18,747              | 448,969                                      | ...               | ...                       | 7,141            | 14,194             | 34,858              | 907                 | 56,595    |
| Bihar and Orissa . . . . .             | ...  | 3,710             | 983                       | 44,098           | 75,642             | 876,629             | 18,060              | 1,019,122                                    | 7                 | ...                       | 939              | 4,572              | 64,079              | 909                 | 70,506    |
| Central Provinces and Berar . . . . .  | ...  | 1,645             | 379                       | 5,350            | 95,541             | 284,597             | 2,430               | 390,542                                      | ...               | ...                       | 211              | 6,340              | 24,747              | 621                 | 31,988    |
| Assam . . . . .                        | ...  | 1,160             | 90                        | 17,294           | 37,832             | 229,568             | 7,614               | 298,843                                      | ...               | ...                       | 1,380            | 4,076              | 17,641              | 90                  | 28,187    |
| North West Frontier Province . . . . . | ...  | 525               | 39                        | 10,733           | 23,765             | 38,556              | 118                 | 68,736                                       | ...               | ...                       | 119              | 2,943              | 5,463               | 34                  | 8,559     |
| Coorg . . . . .                        | ...  | ...               | ...                       | 735              | ...                | 8,098               | 12                  | 8,845  | ...               | ...                       | 241              | ...                | 680                 | ...                 | 921       |
| Delhi . . . . .                        | 97   | 1,869             | ...                       | 4,876            | 6,640              | 16,058              | 2,059               | 30,494                                       | 51                | 81                        | 635              | 1,947              | 3,942               | 41                  | 6,747     |
| Ajmer-Merwara . . . . .                | ...  | 168               | ...                       | 2,939            | 1,213              | 8,621               | 195                 | 13,186                                       | ...               | ...                       | 287              | 267                | 1,903               | 15                  | 2,472     |
| Baluchistan . . . . .                  | ...  | ...               | ...                       | 1,847            | 1,804              | 1,902               | 18                  | 5,266  | ...               | ...                       | ...              | 912                | 219                 | ...                 | 1,125     |
| Bangalore . . . . .                    | ...  | 243               | ...                       | 2,080            | 1,989              | 4,784               | 96                  | 9,192  | 299               | ...                       | 955              | 1,015              | 2,758               | 62                  | 5,064     |
| Minor Administered Areas.‡             | ...  | 353               | ...                       | 4,818            | 1,734              | 7,256               | 455                 | 14,118                                       | ...               | ...                       | 844              | 852                | 3,620               | 65                  | 5,390     |
| TOTAL BRITISH INDIA                    | 8,078                                      | 67,163            | 17,425                    | 809,564          | 1,142,929          | 7,880,619           | 313,032             | 10,236,810                                   | 1,364             | 227                       | 63,604           | 95,879             | 1,132,972           | 14,641              | 1,308,687 |

\* Figures for Aden are included under Bombay.

† Figures for both Burma Proper and the Federated States are given under Burma.

‡ Administered areas in the Bombay, Assam, Central India, Rajputana, Western India and Hyderabad States.

§ In teaching departments of universities both Arts and Professional).

|| Includes 389 students enrolled in the professional departments.



(iv) Expenditure on Education, 1929.

| Provinces.                             | Total Expenditure. |              |                                   | Percentage of Expenditure from |                 |       |                   | Average Annual Cost Per Scholar to |                 |           |                   | TOTAL COST. |
|--|--------------------|--------------|-----------------------------------|--------------------------------|-----------------|-------|-------------------|------------------------------------|-----------------|-----------|-------------------|-------------|
|  | 1929.              | 1928.        | Increase (+)<br>or<br>Decrease(—) | Government<br>Funds.           | Board<br>Funds. | Fees. | Other<br>Sources. | Government<br>Funds.               | Board<br>Funds. | Fees.     | Other<br>Sources. |             |
|  | Rs.                | Rs.          | Rs.                               |                                |                 |       |                   | Rs. a. p.                          | Rs. a. p.       | Rs. a. p. | Rs. a. p.         | Rs. a. p.   |
| Madras . . . . .                       | 5,42,33,333        | 4,73,91,151  | +63,42,152                        | 50.6                           | 13.1            | 17.0  | 19.3              | 10 3 8                             | 2 10 7          | 3 7 0     | 3 14 5            | 20 3 8      |
| Bombay* . . . . .                      | 3,97,30,411        | 3,91,11,623  | +6,18,788                         | 49.6                           | 13.1            | 18.3  | 14.0              | 16 7 5                             | 6 0 6           | 6 1 1     | 4 10 2            | 33 3 2      |
| Bengal . . . . .                       | 4,33,96,109        | 4,14,73,733  | +19,25,374                        | 35.2                           | 6.3             | 41.1  | 17.4              | 6 0 0                              | 1 1 7           | 6 14 5    | 2 14 5            | 16 14 5     |
| United Provinces . . . . .             | 3,75,98,161        | 3,54,06,431  | +21,86,730                        | 55.7                           | 13.2            | 15.0  | 16.1              | 14 10 11                           | 3 7 7           | 3 15 4    | 4 3 9             | 26 5 7      |
| Punjab . . . . .                       | 3,07,83,644        | 3,02,10,355  | +5,73,089                         | 56.0                           | 12.9            | 20.0  | 11.1              | 15 7 2                             | 3 9 1           | 5 8 6     | 3 0 11            | 27 9 8      |
| Burma† . . . . .                       | 2,16,29,743        | 2,18,44,839  | —2,14,596                         | 49.5                           | 13.7            | 12.6  | 13.2              | 21 4 0                             | 8 0 3           | 7 15 11   | 5 11 1            | 42 15 3     |
| Bihar and Orissa . . . . .             | 1,80,43,389        | 1,66,66,725  | —6,33,836                         | 35.5                           | 20.7            | 21.4  | 13.4              | 5 14 0                             | 4 14 8          | 3 8 8     | 2 3 7             | 16 8 11     |
| Central Provinces and Berar . . . . .  | 1,14,61,089        | 1,11,38,879  | +3,22,310                         | 58.2                           | 21.2            | 12.5  | 8.1               | 15 12 9                            | 5 12 0          | 3 6 4     | 2 3 0             | 27 2 1      |
| Assam . . . . .                        | 51,48,957          | 47,12,122    | +4,31,835                         | 56.8                           | 11.4            | 16.3  | 13.5              | 9 8 9                              | 1 13 8          | 2 10 5    | 2 3 2             | 16 4 0      |
| North-West Frontier Province . . . . . | 26,16,388          | 24,12,151    | +2,04,237                         | 66.2                           | 10.4            | 8.8   | 14.6              | 23 12 5                            | 3 11 5          | 3 2 5     | 5 4 0             | 35 14 3     |
| Coorg . . . . .                        | 2,89,710           | 2,30,400     | +9,310                            | 58.9                           | 20.2            | 17.6  | 3.3               | 14 7 0                             | 4 15 3          | 4 5 2     | 0 12 10           | 24 8 3      |
| Delhi . . . . .                        | 21,20,650          | 19,35,780    | +1,84,870                         | 45.7                           | 16.5            | 13.0  | 16.8              | 27 12 5                            | 9 7 2           | 10 4 6    | 9 9 4             | 57 1 5      |
| Ajmer-Merwara . . . . .                | 3,90,122           | 6,51,764     | +2,38,358                         | 56.0                           | 6.6             | 19.6  | 17.8              | 31 13 9                            | 3 11 10         | 11 1 7    | 10 2 3            | 56 13 5     |
| Baluchistan . . . . .                  | 4,93,628           | 4,72,593     | +20,035                           | 59.3                           | 13.4            | 16.4  | 10.9              | 45 14 7                            | 10 5 11         | 12 11 4   | 8 7 4             | 77 7 2      |
| Bangalore . . . . .                    | 9,36,877           | 8,77,281     | +59,596                           | 40.0                           | 4.9             | 31.8  | 23.3              | 31 9 3                             | 3 14 3          | 25 0 8    | 18 5 10           | 78 13 11    |
| Minor Administered Areas ‡ . . . . .   | 14,18,442          | 12,42,761    | +1,75,681                         | 22.3                           | 11.7            | 23.9  | 42.1              | 16 3 10                            | 8 7 7           | 17 5 9    | 30 10 4           | 72 11 6     |
| TOTAL—BRITISH INDIA . . . . .          | 27,07,32,253       | 25,82,77,325 | +1,24,54,928                      | 48.7                           | 14.6            | 21.3  | 15.4              | 11 6 3                             | 9 6 7           | 5 0 1     | 3 9 9             | 23 7 1      |

\* Figures for Aden are included under Bombay.

† Figures for both Burma Proper and the Federated Shan States are given under Burma.

‡ Administered areas in the Bombay, Assam, Central India, Rajputana, Western India and Hyderabad States.

§ Revised figures.

Statistics of Universities in India, 1929.

| University.       | Type.                     | Original Date of Foundation. | Faculties.*                                  | No. of MEMBERS OF TEACHING STAFF. |                         | No. of STUDENTS.           |                         | No. of Students who graduated in Arts and Science. | REMARKS.  |
|-------------------|---------------------------|------------------------------|--|-----------------------------------|-------------------------|----------------------------|-------------------------|--|---|
|                   |                           |                              |  | In University Departments.        | In Affiliated Colleges. | In University Departments. | In Affiliated Colleges. |  |   |
| 1                 | 2                         | 3                            | 4  | 5                                 | 6                       | 7                          | 8                       | 9  | 10  |
| 1. Calcutta .     | Teaching and Affiliating. | 1857                         | A., So., L., M., Eng.                        | 200                               | 1,268                   | 1,171                      | 2,928                   | 2,384  | The University also awards degrees in Commerce and Education.   |
| 2. Bombay .       | Teaching and Affiliating. | 1857                         | A., So., L., M.                              | 4                                 | 524                     | 61                         | 11,240                  | 1,087  | The University was reconstituted in 1928. It also awards degrees in Commerce, Education, Agriculture and Engineering.                                       |
| 3. Madras .       | Teaching and Affiliating. | 1857                         | A., So., L., M., Eng., Ed., Ag., Com., F. A. | 24                                | 1,157                   | 131                        | 15,967                  | 1,677  | The University was reconstituted in 1923. It also awards degrees or diplomas in Oriental Learning and Economics.  |
| 4. Punjab .       | Teaching and Affiliating. | 1882                         | O., A., So., M., L., Ag., Com.               | 58                                | 844                     | 19                         | 12,962                  | 1,121  | Faculty of Arts included Education. The figure in Col. 7 represents research scholars and excludes Honours School students enrolled in affiliated colleges. |
| 5. Allahabad .    | Unitary .                 | 1887                         | A., So., L., Com. .                          | 104                               | ..                      | 1,427                      | ..                      | 303  | The University was reconstituted in 1921.   |
| 6. Benares Hindu. | Unitary .                 | 1916                         | A., So., O., Th., L., M.                     | 182                               | ..                      | 2,359                      | ..                      | 169  | Faculty of Science includes Engineering. The University also awards diplomas in Education.  |

\* Abbreviations :—A. = Arts ; Ag. = Agriculture ; Com. = Commerce ; Ed. = Education (Teaching) ; Eng. = Engineering ; F. = Forestry ; F. A. = Fine Arts ; L. = Law ; M. = Medicine ; O. = Oriental Learning ; Sc. = Science ; Tech. = Technology ; Th. = Theology.

N. B.—The term "Affiliated Colleges" in Cols. 6 and 8 of the table means all colleges affiliated to, associated with, or recognised by, a University.

Statistics of Universities in India, 1929—contd.

| University.              | Type.       | Original Date of Foundation. | Faculties.*                     | NO. OF MEMBERS OF TEACHING STAFF. |                         | NO. OF STUDENTS.           |                         | No. of Students who graduated in Arts and Science. | REMARKS.  |
|--------------------------|-------------|------------------------------|---------------------------------|-----------------------------------|-------------------------|----------------------------|-------------------------|--|---|
|                          |             |                              |                                 | In University Departments.        | In Affiliated Colleges. | In University Departments. | In Affiliated Colleges. |  |   |
| 1                        | 2           | 3                            | 4                               | 5                                 | 6                       | 7                          | 8                       | 9  | 10  |
| 7. Mysore†               | Unitary     | 1916                         | A., So., Eng., and Tech., M.    | 291                               | ..                      | 3,307                      | ..                      | 260  | The University is located at two centres—Mysore and Bangalore. It also awards degrees in Commerce and Education.  |
| 8. Patna .               | Affiliating | 1917                         | A., So., Ed., L., Eng., M.      | ..                                | 313                     | ..                         | 4,967                   | 483  | ....  |
| 9. Osmant†               | Teaching    | 1918                         | A., Th., So., M., Eng., Ed., L. | 103                               | 22                      | 592                        | 175                     | 63   | Figures of the Intermediate Colleges recognised by the University are shown under "Affiliated Colleges".  |
| 10. Aligarh Mus-<br>lim. | Unitary     | 1920                         | A., So., L., Ed., Th.           | 70                                | 46                      | 1,096                      | 491                     | 268  | There are no Faculties, but there are Departments of Studies in various subjects. Figures for the Intermediate College of the University are shown under "Affiliated Colleges".             |
| 11. Rangoon              | Unitary     | 1920                         | A., So., M., Eng., F., Ed.      | 128                               | 12                      | 1,583                      | 106                     | 118  | There are no Faculties but there are Boards of Studies in various subjects. The figures in Cols. 9 and 8 relate to the Intermediate College at Mandalay which is managed by the University. |

|               |                              |      |                                   |     |     |       |       |     |  |
|---------------|------------------------------|------|-----------------------------------|-----|-----|-------|-------|-----|--|
| 12. Lucknow   | Unitary                      | 1920 | A., So., M., L.,<br>Com., Ed., O. | 119 | 10  | 1,619 | 41    | 201 | Figures for the Isabella Thoburn College, which is recognised by the University, are given under "Affiliated Colleges".  |
| 13. Dacca     | Unitary                      | 1921 | A., So., L.                       | 94  | ..  | 1,328 | --    | 170 | Figures for the Teachers' College, Dacca, which is associated with the University, are not given. Medical students, who took their Science courses at the University, are also excluded. The University also awards degrees in Commerce and Education. |
| 14. Delhi     | Teaching                     | 1922 | A., So., L.                       | 12  | 89  | 96    | 1,327 | 164 | ....   |
| 15. Nagpur    | Teaching and<br>Affiliating. | 1923 | A., So., L., Ed.,<br>Ag.          | 5   | 89  | 157   | 1,441 | 181 | ....   |
| 16. Andhra    | Affiliating                  | 1926 | A., So., M., Ed.,<br>O.           | ..  | 363 | ..    | 3,798 | 469 | ....   |
| 17. Agra      | Affiliating                  | 1927 | A., So., Com., L.,<br>Ag.         | ..  | 392 | ..    | 2,373 | 579 | ...  |
| 18. Annamalai | ..                           | ..   | ..                                | ..  | ..  | ..    | ..    | ..  | The University started work after the close of the period under review. The figures for its colleges are included under the Madras University.   |

\* Abbreviations:—A.—Arts; Ag.—Agriculture; Com.—Commerce; Ed.—Education (Teaching); Eng.—Engineering; F.—Forestry; F. A.—Fine Arts; L.—Law; M.—Medicine; O.—Oriental Learning; So.—Science; Tech.—Technology; Th.—Theology.

N. B.—The term "Affiliated Colleges" in Cols. 6 and 8 of the table means all colleges affiliated to, associated with, or recognised by, a University.

† Situated in an Indian State and outside British India.

## II.—UNIVERSITY EDUCATION.

*Statistics.*—There are now eighteen universities in India, of which two are situated in Indian States. The foregoing table gives some particulars about these universities. The following paragraphs indicate the chief developments which have taken place during the year under review.

*Agra University.*—The University has made considerable progress with the framing of statutes and regulations and has taken steps towards the improvement of teaching in the affiliated colleges. Regulations have been passed to prevent students from appearing at the final Law and M. A. or M.Sc. examinations in the same year. Maximum limits have been prescribed for the working periods of a teacher in a college and a system of moderation of question papers and of thorough inspection of colleges has been introduced.

*Aligarh Muslim University.*—With the advance of education among the Muslim community the pressure of admission to the university has increased and admission had to be refused to about 200 students for want of class-room and hostel accommodation. The university authorities have taken prompt and vigorous action on the recommendations of the Rahimtoolah Enquiry Committee. The Pro-Vice-Chancellor recorded with appreciation the spirit of helpfulness and the measure of co-operation on the part of staff and students extended to him in the work of restoring the prestige of the University. "Discipline and attendance both improved and the most hopeful augury for the future is the love of the students for their *alma mater*."

*Allahabad University.*—Provision has been made for the teaching of German to students who intend to proceed overseas for study. A professor was appointed to the Arabic-Persian department, which hitherto had been in charge of a reader. As judged by the success of students at the various competitive examinations for the all-India services, the standard of teaching is high and the university maintains a good reputation for research work carried out by staff and students. Additional buildings are required for the library and for hostels. To meet these needs the university appealed to the public for funds, but the response was poor.

*Andhra University.*—The Legislative Council passed measures substituting Vizagapatam for Bezwada as the headquarters of the university and excluding the Ceded Districts and Chittoor from its jurisdiction. The study of a vernacular language was made compulsory for the Intermediate examination.

*Annamalai University.*—This is the youngest university in India. It owes its origin to the generosity of Sir Annamalai Chettiyar who gave a sum of Rs. 26 lakhs for the endowment of the university. An Act to establish the university was passed in 1928. The Sri Minakshi College, the Sri Minakshi Tamil College and the Sri Minakshi Sanskrit College, which had been founded at Chidambaram and endowed by Sir Annamalai Chettiyar, were incorporated in the new university. The Government of Madras contributed a sum of

Rs. 26 lakhs to the permanent endowment fund of the university and gave further grants of Rs. 7½ lakhs non-recurring for buildings and equipment and Rs. 1½ lakhs recurring for general purposes.

*Benares Hindu University.*—The university was carrying a heavy burden of debt and recurring expenditure exceeded recurring income. But there were good prospects of a liberal grant from the Government of India towards the liquidation of the debt and the Vice-Chancellor, Pandit Madan Mohan Malaviya, was busily engaged in collecting funds. His Highness the Maharajah of Jodhpur has generously endowed the Jodhpur chair of technology and the Irwin chair of agriculture. A separate faculty of medicine and surgery (Ayurvedic) has been instituted. A stimulus has been given to physical training by the erection of a gymnasium at a cost of Rs. 40,000, collected by subscription.

*Bombay University.*—A new University Act came into operation in January 1929. The chief provisions of the Act were to extend the elective principle for the composition of the various authorities of the university and to entrust the technical part of university work to a newly constituted body, the Academic Council, which is composed entirely of persons connected directly with education. That there is something seriously wrong with either the standards of admission to university classes or the quality of teaching given in them is shown by the remarks of examiners. The examiner in English at the Intermediate Arts Examination said that the papers betrayed "ignorance of even the most elementary principles of composition" and abounded in errors. "The average student does not bother to read his texts but is content to learn by heart second-hand opinions on them, gleaned from cheap bazaar cram books." The examiner in English at the M.A. examination wrote in a similar strain. He said, "One cannot help feeling that the M.A. examination is taken by many students as a kind of gamble". The Director says that the chief reasons for the unsatisfactory condition of university teaching are the unwieldy size of college classes, which makes efficient tutorial work impossible, and the fact that "the majority of students want a degree merely as a passport to employment and are content to scramble through anyhow".

*Calcutta University.*—The post-graduate classes continue to expand; there were 1,227 students on the rolls as against 950 in the previous year. A Bill for the reorganization of the university was drafted and a committee considered the question of the future of the post-graduate department and connected financial problems. The Bill was under the consideration of Government and the committee was still sitting at the close of the year.

*Dacca University.*—The Dacca University Act was amended in order to make the Executive Council the chief authority of the university. Important changes in the ordinances and regulations included the introduction of a teachers' certificate in practical English and the recognition of commerce as a subject for the B.A. degree examination. There were 796 students in the university. "The increase in numbers continue to be slower than was

anticipated before the starting of the university and further efforts on the part of the university authorities seem desirable to bring home to the students of the eastern part of the province the facilities that Dacca offers both for taking a degree course in ideal surroundings and as an alternative centre to Calcutta for higher work."

*Delhi University.*—The financial position of the university was relieved by a grant of Rs. 45,000 from the Government of India. Government appointed a committee to consider the future of the university. The most important of the recommendations of this committee were that the Viceregal Lodge Estate, including all buildings on it, should be transferred to the university, that Intermediate classes should not be separated from the university, that the university should take complete responsibility for all the teaching of science subjects and for the teaching for B.A. Honours and M.A. courses in other subjects and that the university should appoint professors (to be selected by a body independent of the present colleges) "who would be in a position to direct and influence the teaching of the colleges". Government had not passed orders on the report of the committee by the end of the year.

*Lucknow University.*—The chief need of the university is a maternity hospital for the Medical College. Students have now to go to Madras for practical training in gynaecology. An up-to-date chemistry block was completed at a cost of three lakhs of rupees given by Government. The library has been improved by additional grants of Rs. 10,000 non-recurring from Government and Rs. 9,000 recurring from university funds. A gratifying feature of the year's working of the university union was the restoration of harmonious relations between Hindu and Muslim members.

*Madras University.*—A separate faculty of Fine Arts has been constituted and a few colleges are offering Indian music as a subject for the Intermediate examination. As opposed to these developments efforts were made to extend facilities for vocational training; a Bachelor of Commerce degree course was instituted and proposals were formulated for raising the Institute of Commerce to the status of a commercial college. Each college was required to depute a graduate to undergo training for nine months at the Y.M.C.A. National School of Physical Education, the university having agreed to meet two-thirds of the cost. The graduates, when trained, will be appointed as Physical Training Directors of their colleges. All affiliated colleges were inspected by a University Inspection Commission. After consideration of the report of this Commission the Senate resolved that there was no need for instituting any more universities in the area now under the jurisdiction of the Madras University.

*Nagpur University.*—The most important event of the year was the formation of a University Training Corps which reached a strength of 221 by the close of the year. A stimulus to mathematical studies at the university was given by the Indian Mathematical Conference which met at Nagpur under the presidency of Sir C. V. Raman. There is some doubt whether the university is

maintaining a sufficiently high standard. The Director of Public Instruction says, "The Principal of Morris College considers that the standard of university examinations is lower than that of corresponding examinations in Morris College. This observation should give food for reflection to the university authorities".

*Patna University.*—The vexed question of the control of the university over the colleges at Patna and over their staff was settled during the year. Government are of opinion that the creation of a university service is at the present time impracticable and have therefore decided that no change should be made in the present arrangement for staffing and managing the colleges. But with a view to giving the university a voice in the selection of candidates for appointments to government colleges, Government will, when making appointments, take the advice of a permanent selection board on which the Syndicate of the university will be represented. There will be a central university board which will control inter-collegiate teaching and non-collegiate hostels and the discipline and corporate life of the students in general. The Syndicate has been reconstituted and now consists of the Vice Chancellor, the Director of Public Instruction, nine teachers and seven non-teachers.

*Punjab University.*—Much attention has been devoted to the problem of the proper training of the more brilliant students. In science subjects considerable success has been attained and higher standards established with a satisfactory output of original work. In arts subjects, where concentration at one centre is more difficult, policy has oscillated and opinion is still divided. Nevertheless some attempts have been made to solve the problem and these efforts have helped to improve the general standard of higher teaching. An Academic Council, consisting mainly of teachers, has been instituted. This has relieved the Syndicate of an increasing amount of academic business. The university machinery has been overhauled and the disposal of business simplified. An interesting new development has been the institution of a diploma in arts for girls. The object of the course is to provide a general training for girls who do not seek professional qualifications. It is intended to be a three years' course from the average age of fourteen to seventeen corresponding to the period devoted to matriculation courses and the first intermediate year. The Vice Chancellor says, "On the whole, it may be claimed that there has been a development of academic ideals, a quickening of the academic conscience and a growing sense of the solidarity of the teaching body, not only in the central circle of university teachers but throughout the affiliated colleges". On the other hand the Director of Public Instruction quotes figures to show that there is serious "wastage" in the collegiate and university stage of education and says, "The figures afford ample proof that the university has scarcely been successful in making the right adjustment of admission to graduation standards, and that, in consequence, the university is burdening itself, and is encouraging the colleges to burden themselves, with a very large number of students who have little or no chance of completing the course successfully



and on whom the expenditure of money intended for higher education is very largely wasted”.

*Rangoon University.*—There is similar wastage also in the Rangoon University. Only two-fifths of the students who join the university pass the Intermediate examination and of those who pass less than three-fourths obtain a degree, *i.e.*, only 30 per cent. of the students who enter the university obtain a degree at the end of four years. In the matter of hostel accommodation the university now compares favourably with most of the new universities in England and the university college “can boast of playing-fields second to none”; there are several football and hockey grounds, a cricket ground and 25 tennis courts. With these facilities it is hoped that “a large number of the more ordinary players can now take part instead of remaining spectators”. Boxing, too, was not without adherents and there was a flourishing rowing club. His Excellency the Chancellor in his address to Convocation observed that “the Rangoon University, young though it is, is already building up an impressive record of research work”.

*Indian Institute of Science, Bangalore.*—The total expenditure for the year was approximately Rs. 5½ lakhs, which was met from the funds of the Institute and contributions of Rs. 1½ lakhs from the Government of India, Rs. 50,000 from the Government of Mysore and Rs. 10,000 from each of the Governments of Madras and Hyderabad. The total number of students was 114, of whom 52 held scholarships. The staff and students read at the Indian Science Congress, Madras, 76 papers on researches, which covered a wide field. During the year fourteen students obtained technical appointments.

*The Inter-University Board* has not yet had much influence on university policy in India but it has done a considerable amount of useful work in collecting information and in stimulating thought regarding current university problems, *e.g.*, the standardization of legal education in India, the facilities for physical training in Indian universities, the desirability of introducing geography in university courses, the periods of work which should be prescribed for teachers of various grades. The Board also put certain universities into touch with distinguished teachers from abroad who were available for lecturing at university centres and arranged for two sectional conferences, one of representatives of the five universities in the United Provinces and the other of representatives of the two universities in Bengal. It brought out a revised edition of its useful *Handbook of Indian Universities* and issued a pamphlet, “Facilities for Oriental Studies and Research at Indian Universities”. It may be claimed that the Board meets a real need in the educational organization of India. A weakness in its constitution is that Science is not represented.

*Indian students abroad.*—That there is need for an organization to assist Indian students who go abroad for study is clear from the figures given in the interesting report on the working of the Education Department of the office of the High Commissioner for

the year 1928-29. Thirty years ago the number of Indian students in Great Britain was about 400. The number now is well over 2,000. Including students at universities on the Continent and in the United States of America the total number who are abroad in one year is not far short of 2,500. Assuming an average course of three years, it would seem that each year over 800 young Indian students proceed abroad for further study or training of some kind or other. The Education Department of the office of the High Commissioner is rendering service of the greatest value to these students and through them to India. A mere catalogue of the duties and functions of the Department shows how admirably it is fulfilling its purpose. It is the main channel through which applications for the admission of Indian students are submitted to British educational institutions. The Department has consequently the duty of watching the regulations of British and Indian universities so far as these may bear on the admission of Indian students to British institutions. This work necessarily involves a considerable amount of correspondence and in the majority of cases correspondence is supplemented by personal interviews, of which there were over 4,500 in 1928-29. In order to be in a position to carry out its advisory work with accuracy and despatch the Department has to maintain itself as an up-to-date bureau of information covering the whole field of education. For this purpose it has compiled a *Handbook for Indian Students* of which the fifth edition has been published. The Department gives valuable assistance to the Indian Governments in arranging for and supervising the work of government scholars and paying their allowances. In collaboration with the Indian Stores Department it makes arrangements for placing technical scholars in factories, works or on railways for practical training. It also undertakes the guardianship of Indian students when parents so desire. Some idea of the work involved in this duty may be gathered from the fact that in 1928-29 the Department administered £30,000 sent to it from private sources. Finally there is the social and welfare work of the Department, including the supervision of a hostel for Indian students, the maintenance of a list of suitable lodgings and the administration of a loan fund, from which assistance is given to students who are in temporary distress or are stranded in England without the means of returning to India. The report of the Department emphasizes again that the Indian students who benefit from study abroad are those who are well equipped for higher study before they leave India and have reached an age when they have a sense of values and are able to appreciate and understand the best aspects of western life and civilization. Such students are usually welcomed at British educational institutions and do well. The failures are those who drift to England, without the necessary preliminary training for study there and with little or no idea of the exact purpose of their proposed training in Great Britain or of the use to which they are to put it on their return to India. Such students "return to their homes in many cases disgruntled and embittered, with no definite qualifications for employment of any kind and only too often completely

divorced in thought or feeling from the kindly family life and interests of their own people.

*Examinations.*—The four tables which follow show the results of examinations conducted by the universities and provincial boards.

(a) NUMBER OF UNIVERSITY GRADUATES AND UNDERGRADUATES.

| Province.                   | Year.   | NUMBER OF GRADUATES IN |      |           |              |            |           | NUMBER OF UNDERGRADUATES IN |                  |                   |           |              | Total. |                                    |
|-----------------------------|---------|------------------------|------|-----------|--------------|------------|-----------|-----------------------------|------------------|-------------------|-----------|--------------|--------|------------------------------------|
|                             |         | Arts and Science.      | Law. | Medicine. | Engineering. | Education. | Commerce. | Agriculture.                | Other Faculties. | Arts and Science. | Medicine. | Engineering. |        | Oriental Languages and Literature. |
| Madras                      | 1916-17 | 1,249                  | 194  | 16        | 15           | 107        | ...       | ...                         | 9,625            | 259               | 90        | ...          | ...    | 11,479                             |
|                             | 1921-22 | 1,176                  | 340  | 44        | 15           | 256        | ...       | ...                         | 8,435            | 981               | 144       | ...          | ...    | 10,781                             |
|                             | 1926-27 | 1,027                  | 283  | 46        | 23           | 172        | ...       | 20                          | 11,566           | 527               | 152       | ...          | 115    | 13,931                             |
|                             | 1927-28 | 2,020                  | 313  | 54        | 13           | 261        | ...       | 19                          | 15,919           | 629               | 240       | 728          | ...    | 20,196                             |
|                             | 1928-29 | 1,938                  | 312  | 75        | 13           | 291        | ...       | 19                          | 17,614           | 614               | 466       | 839          | 1,764  | 23,885                             |
| Bombay                      | 1916-17 | 678                    | 156  | 78        | 47           | 32         | 26        | 30                          | 4,702            | 644               | 189       | ...          | 305    | 6,884                              |
|                             | 1921-22 | 775                    | 303  | 192       | 35           | 29         | 31        | 46                          | 4,478            | 1,349             | 174       | ...          | 315    | 7,667                              |
|                             | 1926-27 | 1,150                  | 286  | 215       | 65           | 43         | 57        | 29                          | 6,743            | 1,210             | 303       | ...          | 396    | 10,497                             |
|                             | 1927-28 | 927                    | 396  | 176       | 70           | 42         | 57        | 41                          | 6,690            | 578               | 305       | ...          | 406    | 9,885                              |
|                             | 1928-29 | 1,004                  | 360  | 159       | 98           | 58         | 64        | 62                          | 6,796            | 642               | 302       | ...          | 424    | 9,969                              |
| Bengal                      | 1916-17 | 2,233                  | 488  | 125       | 6            | 50         | ...       | ...                         | 17,866           | 964               | 78        | ...          | ...    | 21,830                             |
|                             | 1921-22 | 2,726                  | 504  | 148       | 12           | 86         | ...       | ...                         | 16,851           | 1,667             | 63        | ...          | 257    | 23,314                             |
|                             | 1926-27 | 2,243                  | 786  | 263       | 27           | 103        | 61        | ...                         | 24,383           | (a)               | ...       | ...          | 46     | 27,917                             |
|                             | 1927-28 | 2,536                  | 591  | 196       | 38           | 132        | 55        | ...                         | 21,200           | (b) 478           | 208       | ...          | 42     | 25,478                             |
|                             | 1928-29 | 2,962                  | 662  | 270       | 45           | 143        | 61        | ...                         | 21,504           | 1,318             | 217       | ...          | ...    | 27,383                             |
| United Provinces            | 1916-17 | 675                    | 649  | 51        | ...          | 35         | ...       | 11                          | 4,537            | 187               | ...       | ...          | 37     | 6,182                              |
|                             | 1921-22 | 995                    | 418  | 44        | ...          | 108        | ...       | 5                           | 4,803            | 314               | 94        | 199          | 475    | 7,453                              |
|                             | 1926-27 | 1,644                  | 769  | 37        | 81           | 125        | 97        | ...                         | 3,665            | 221               | 223       | 3 6          | 184    | 7,492                              |
|                             | 1927-28 | 1,503                  | 769  | 32        | 62           | 149        | 90        | 13                          | 3,638            | 367               | 205       | 306          | 323    | 7,965                              |
|                             | 1928-29 | 2,069                  | 809  | 43        | 75           | 158        | 124       | ...                         | 4,125            | 890               | 368       | 339          | 304    | 8,883                              |
| Punjab                      | 1916-17 | 612                    | 69   | 16        | ...          | 40         | ...       | ...                         | 1,362            | 76                | ...       | 625          | ...    | 2,800                              |
|                             | 1921-22 | 745                    | 199  | 56        | ...          | 43         | ...       | 14                          | 4,147            | 377               | ...       | 96           | 223    | 5,900                              |
|                             | 1926-27 | 994                    | 176  | 44        | ...          | 69         | ...       | 30                          | 7,037            | 555               | ...       | ...          | 180    | 8,965                              |
|                             | 1927-28 | 981                    | 197  | 45        | ...          | 80         | ...       | 16                          | 7,575            | 531               | ...       | ...          | 281    | 9,656                              |
|                             | 1928-29 | 1,064                  | 182  | 35        | ...          | 76         | ...       | 27                          | 8,220            | 563               | ...       | 106          | 896    | 11,266                             |
| Burma                       | 1916-17 | 58                     | ...  | ...       | ...          | ...        | ...       | ...                         | 684              | ...               | ...       | ...          | ...    | 735                                |
|                             | 1921-22 | 69                     | 17   | ...       | ...          | ...        | ...       | ...                         | 214              | ...               | ...       | ...          | 144    | 444                                |
|                             | 1926-27 | 92                     | 19   | ...       | ...          | ...        | ...       | ...                         | 1,254            | 65                | 41        | ...          | 8      | 1,479                              |
|                             | 1927-28 | 125                    | 25   | ...       | ...          | ...        | ...       | ...                         | 1,420            | 68                | 52        | ...          | 11     | 1,701                              |
|                             | 1928-29 | 119                    | 31   | ...       | ...          | ...        | ...       | ...                         | 1,860            | 72                | 59        | ...          | 12     | 1,993                              |
| Bihar and Orissa            | 1916-17 | 232                    | 25   | ...       | ...          | 6          | ...       | ...                         | 2,534            | ...               | ...       | ...          | ...    | 2,797                              |
|                             | 1921-22 | 265                    | 72   | ...       | ...          | 16         | ...       | ...                         | 2,252            | ...               | ...       | ...          | 15     | 2,620                              |
|                             | 1926-27 | 357                    | 226  | 6         | ...          | 30         | ...       | ...                         | 3,511            | 1-3               | 71        | ...          | ...    | 4,356                              |
|                             | 1927-28 | 400                    | 257  | 16        | ...          | 6          | ...       | ...                         | 3,656            | 166               | 97        | ...          | ...    | 4,620                              |
|                             | 1928-29 | 471                    | 212  | 25        | 20           | 4          | ...       | ...                         | 3,902            | 196               | 105       | ...          | ...    | 4,986                              |
| Central Provinces and Berar | 1916-17 | 118                    | 145  | ...       | ...          | 23         | ...       | ...                         | 993              | ...               | ...       | ...          | ...    | 1,279                              |
|                             | 1921-22 | 77                     | 87   | ...       | ...          | 24         | ...       | ...                         | 597              | ...               | ...       | ...          | ...    | 785                                |
|                             | 1926-27 | 165                    | 55   | ...       | ...          | 22         | ...       | ...                         | 1,192            | ...               | ...       | ...          | 37     | 1,471                              |
|                             | 1927-28 | 159                    | 96   | ...       | ...          | 20         | ...       | 5                           | 1,290            | ...               | ...       | ...          | 59     | 1,629                              |
|                             | 1928-29 | 232                    | 61   | ...       | ...          | 28         | ...       | 8                           | 1,418            | ...               | ...       | ...          | 97     | 1,831                              |

(a) Information not available. (b) Figures of the Calcutta Medical College are excluded.

(a) NUMBER OF UNIVERSITY GRADUATES AND UNDERGRADUATES—  
contd.

| Province.                    | Year.   | NUMBER OF GRADUATES IN |       |           |              |            |           |                               | NUMBER OF UNDERGRADUATES IN |           |              |                                    |                  | Total. |
|------------------------------|---------|------------------------|-------|-----------|--------------|------------|-----------|-------------------------------|-----------------------------|-----------|--------------|------------------------------------|------------------|--------|
|                              |         | Arts and Science.      | Law.  | Medicine. | Engineering. | Education. | Commerce. | Agriculture. Other Faculties. | Arts and Science.           | Medicine. | Engineering. | Oriental Languages and Literature. | Other Faculties. |        |
| Assam                        | 1916-17 | 50                     | 3     | ...       | ...          | ...        | ...       | ...                           | 740                         | ...       | ...          | ...                                | ...              | 738    |
|                              | 1921-22 | 119                    | 8     | ...       | ...          | ...        | ...       | ...                           | 839                         | ...       | ...          | ...                                | ...              | 966    |
|                              | 1925-27 | 82                     | 20    | ...       | ...          | ...        | ...       | ...                           | 1,040                       | ...       | ...          | ...                                | ...              | 1,142  |
|                              | 1927-28 | 108                    | 15    | ...       | ...          | ...        | ...       | ...                           | 1,029                       | ...       | ...          | ...                                | ...              | 1,147  |
|                              | 1928-29 | 157                    | 21    | ...       | ...          | ...        | ...       | ...                           | 1,182                       | ...       | ...          | ...                                | ...              | 1,360  |
| Delhi                        | 1916-17 | 27                     | ...   | ...       | ...          | ...        | ...       | ...                           | 118                         | ...       | ...          | ...                                | ...              | 145    |
|                              | 1921-22 | 75                     | ...   | ...       | ...          | ...        | ...       | ...                           | 556                         | 83        | ...          | ...                                | ...              | 716    |
|                              | 1926-27 | 130                    | 49    | ...       | ...          | ...        | ...       | ...                           | 1,140                       | ...       | ...          | ...                                | ...              | 1,319  |
|                              | 1927-28 | 112                    | 51    | ...       | ...          | ...        | ...       | ...                           | 1,143                       | ...       | ...          | ...                                | ...              | 1,306  |
|                              | 1928-29 | 149                    | 51    | 4         | ...          | ...        | ...       | ...                           | 1,252                       | ...       | ...          | ...                                | ...              | 1,456  |
| Other Minor Administrations. | 1916-17 | 18                     | 1     | ...       | ...          | 1          | ...       | ...                           | 199                         | ...       | ...          | ...                                | ...              | 219    |
|                              | 1921-22 | 24                     | ...   | ...       | ...          | ...        | ...       | ...                           | 249                         | ...       | ...          | ...                                | ...              | 273    |
|                              | 1926-27 | 83                     | 1     | 2         | ...          | ...        | ...       | ...                           | 500                         | ...       | ...          | ...                                | ...              | 586    |
|                              | 1927-28 | 123                    | 1     | 1         | ...          | 15         | ...       | ...                           | 533                         | ...       | ...          | ...                                | ...              | 673    |
|                              | 1928-29 | 158                    | ...   | 4         | ...          | 16         | ...       | ...                           | 595                         | ...       | ...          | ...                                | ...              | 773    |
| Total of all Provinces       | 1916-17 | 5,934                  | 1,722 | 266       | 68           | 294        | 26        | 41                            | 43,358                      | 2,100     | 297          | 625                                | 342              | 55,093 |
|                              | 1921-22 | 7,046                  | 1,946 | 424       | 62           | 562        | 31        | 65                            | 43,411                      | 4,173     | 475          | 295                                | 1,428            | 59,919 |
|                              | 1926-27 | 7,887                  | 2,672 | 613       | 196          | 170        | 215       | 79                            | 62,050                      | 2,731     | 790          | 316                                | 946              | 79,065 |
|                              | 1927-28 | 9,269                  | 2,713 | 524       | 183          | 705        | 202       | 94                            | 64,293                      | 2,832     | 1,107        | 1,036                              | 1,072            | 84,058 |
|                              | 1928-29 | 10,333                 | 2,941 | 614       | 251          | 711        | 249       | 116                           | 68,068                      | 3,795     | 1,517        | 1,264                              | 3,494            | 93,393 |

(b) NUMBER OF UNDERGRADUATES IN INSTITUTIONS CONTROLLED BY  
PROVINCIAL BOARDS OF EDUCATION IN 1928-29.

| Province.                                      | Arts and Science. | Oriental Languages and Literature. | Other Faculties. | Total. |
|--|-------------------|------------------------------------|------------------|--------|
| Bengal (Dacca)                                 | * 1,112           | ...                                | ...              | 1,112  |
| United Provinces                               | 4,131             | ...                                | 616              | 4,747  |
| Ajmer-Merwara (controlled by the U. P. Board). | 106               | ...                                | ...              | 106    |

\* Includes figures for Islamic Studies, Dyeing and Commerce.

## (c).—Results of Examinations in Arts

| Nature of Examination.                | Madras.   | Andhra. | Bombay.   | Calcutta. | Decca. | Alabar-<br>bad. | Looh-<br>now. | Benares<br>Hindn. | Agra. |
|---------------------------------------|-----------|---------|-----------|-----------|--------|-----------------|---------------|-------------------|-------|
| <i>Matriculation.</i>                 |           |         |           |           |        |                 |               |                   |       |
| Number of candidates . . .            | 61        | ...     | (a) 8,535 | 15,415    | ...    | ...             | ...           | 510               | ...   |
| „ passes . . .                        | 11        | ...     | (a) 5,189 | 10,298    | ...    | ...             | ...           | 318               | ...   |
| Percentage of passes . . .            | 18.0      | ...     | (a) 60.79 | 66.8      | ...    | ...             | ...           | 62.3              | ...   |
| <i>Intermediate Arts.</i>             |           |         |           |           |        |                 |               |                   |       |
| Number of candidates . . .            | (b) 7,078 | 12,991  | 1,574     | 3,351     | ...    | ...             | ...           | 201               | ...   |
| „ passes . . .                        | (b) 2,255 | 865     | 663       | 1,640     | ...    | ...             | ...           | 87                | ...   |
| Percentage of passes . . .            | (b) 31.9  | 28.9    | 42.05     | 48.9      | ...    | ...             | ...           | 43.2              | ...   |
| <i>Intermediate Science.</i>          |           |         |           |           |        |                 |               |                   |       |
| Number of candidates . . .            | ...       | ...     | 955       | 3,279     | ...    | ...             | ...           | 156               | ...   |
| „ passes . . .                        | ...       | ...     | 482       | 1,813     | ...    | ...             | ...           | 70                | ...   |
| Percentage of passes . . .            | ...       | ...     | 50.47     | 55.2      | ...    | ...             | ...           | 44.0              | ...   |
| <i>Bachelor of Arts (Honours).</i>    |           |         |           |           |        |                 |               |                   |       |
| Number of candidates . . .            | 190       | ...     | 382       | 602       | 65     | ...             | 10            | 11                | ...   |
| „ passes . . .                        | 153       | ...     | 323       | 445       | 36     | ...             | 8             | 1                 | ...   |
| Percentage of passes . . .            | 80.5      | ...     | 84.55     | 73.9      | 55.4   | ...             | 80.0          | 9.1               | ...   |
| <i>Bachelor of Arts (Pass).</i>       |           |         |           |           |        |                 |               |                   |       |
| Number of candidates . . .            | (c)       | 1,118   | 824       | 3,017     | 157    | 299             | 208           | 234               | 505   |
| „ passes . . .                        | 1,244     | 418     | 371       | 1,364     | 72     | 310             | 146           | 133               | 287   |
| Percentage of passes . . .            | ...       | 37.4    | 45.02     | 45.2      | 37.5   | 71              | 71.92         | 59.4              | 56.83 |
| <i>Bachelor of Science (Honours).</i> |           |         |           |           |        |                 |               |                   |       |
| Number of candidates . . .            | ...       | ...     | ...       | 236       | 25     | 26              | 5             | 9                 | ...   |
| „ passes . . .                        | ...       | ...     | ...       | 180       | 13     | 20              | 5             | 1                 | ...   |
| Percentage of passes . . .            | ...       | ...     | ...       | 76.2      | 52.0   | 76.9            | 100           | 11.1              | ...   |
| <i>Bachelor of Science (Pass).</i>    |           |         |           |           |        |                 |               |                   |       |
| Number of candidates . . .            | ...       | ...     | 366       | 888       | 62     | 116             | 66            | 69                | 123   |
| „ passes . . .                        | ...       | ...     | 223       | 461       | 49     | 84              | 48            | 34                | 83    |
| Percentage of passes . . .            | ...       | ...     | 60.92     | 51.9      | 66.1   | 75.0            | 65.15         | 50.0              | 68.08 |
| <i>Master of Arts.</i>                |           |         |           |           |        |                 |               |                   |       |
| Number of candidates . . .            | 106       | ...     | 110       | 361       | 55     | 77              | 65            | 48                | 129   |
| „ passes . . .                        | 72        | ...     | 77        | 289       | 46     | 64              | 61            | 44                | 110   |
| Percentage of passes . . .            | 67.9      | ...     | 70.00     | 66.2      | 83.6   | 84              | 93.85         | 91.6              | 85.27 |
| <i>Master of Science.</i>             |           |         |           |           |        |                 |               |                   |       |
| Number of candidates . . .            | ...       | ...     | 17        | 198       | 35     | 35              | 31            | 15                | 17    |
| „ passes . . .                        | ...       | ...     | 11        | 161       | 24     | 33              | 31            | 12                | 14    |
| Percentage of passes . . .            | ...       | ...     | 64.70     | 51.01     | 68.5   | 94              | 100           | 80.0              | 82.35 |

(a) The Bombay University does not hold a Matriculation Examination. A school leaving examination

(b) Includes figures for

(c) The number cannot be stated as the candidates may at their

(d) Includes figures for

## and Science of Indian Universities, 1929.

| Alicah<br>Madin. | Punjab. | Delhi. | Rangoon.  | Patna. | Nagpur. | Mysore. | Omanis. | Total. | Nature of Examination.   |
|------------------|---------|--------|-----------|--------|---------|---------|---------|--------|--|
| 377              | 14,322  | ...    | ...       | 4,676  | ...     | ...     | 461     | 44,357 | <i>Matriculation.</i><br>Number of candidates.                           |
| 260              | 8,596   | ...    | ...       | 1,866  | ...     | ...     | 117     | 26,675 | .. passes.   |
| 68.9             | 60.0    | ...    | ...       | 40.3   | ...     | ...     | 25.4    | 60.14  | Percentage of passes   |
| 380              | 2,098   | 361    | (b) 578   | 1,299  | 267     | 335     | 233     | 20,606 | <i>Intermediate Arts</i><br>Number of candidates.                        |
| 218              | 1,030   | 117    | (b) 226   | 509    | 159     | 122     | 129     | 8,019  | .. passes.   |
| 57.4             | 50.5    | 44.8   | (b) 30.01 | 39.2   | 55.4    | 36.4    | 55.4    | 38.92  | Percentage of passes   |
| 173              | 1,362   | 115    | ...       | 522    | 177     | 470     | ...     | 7,209  | <i>Intermediate Sciences.</i><br>Number of candidates.                   |
| 86               | 623     | 48     | ...       | 187    | 133     | 165     | ...     | 3,607  | .. passes.   |
| 40.7             | 45.7    | 44.8   | ...       | 35.8   | 75.1    | 35.1    | ...     | 50.03  | Percentage of passes.  |
| 1                | 231     | 39     | 20        | 114    | ...     | ...     | ...     | 1,665  | <i>Bachelor of Arts (Honours).</i><br>Number of candidates.              |
| 1                | 80      | 32     | 17        | 57     | ...     | ...     | ...     | 1,153  | .. passes.   |
| 100              | 34.5    | 83.1   | 85.0      | 50.0   | ...     | ...     | ...     | 69.25  | Percentage of passes.  |
| 265              | 1,621   | 184    | 63        | 786    | 304     | (c)     | (d) 155 | 9,745  | <i>Bachelor of Arts (Pass).</i><br>Number of candidates.                 |
| 210              | 777     | 110    | 46        | 283    | 156     | 200     | (d) 57  | 6,064  | .. passes  |
| 79.2             | 47.9    | 59.7   | 55.42     | 36.0   | 51.8    | ...     | 36.8    | 62.43  | Percentage of passes   |
| 10               | 5       | 3      | 16        | 10     | ...     | ...     | ...     | 347    | <i>Bachelor of Science</i><br><i>(Honours).</i><br>Number of candidates. |
| 5                | 1       | 1      | 15        | 4      | ...     | ...     | ...     | 245    | .. passes.   |
| 50.9             | 20.0    | 33.8   | 83.33     | 40.0   | ...     | ...     | ...     | 70.61  | Percentage of passes.  |
| 67               | 145     | 36     | 74        | 68     | 57      | (c)     | ...     | 2,156  | <i>Bachelor of Science (Pass).</i><br>Number of candidates.              |
| 52               | 87      | 21     | 39        | 41     | 33      | 60      | ...     | 1,810  | .. passes.   |
| 77.6             | 60.0    | 53.3   | 52.70     | 46.6   | 57.8    | ...     | ...     | 60.76  | Percentage of passes.  |
| 70               | 216     | 31     | 2         | 106    | 26      | 54      | 6       | 1,462  | <i>Master of Arts</i><br>Number of candidates.                           |
| 47               | 118     | 19     | 1         | 69     | 24      | 41      | 5       | 1,087  | .. passes.   |
| 67.1             | 54.6    | 61.2   | 50.0      | 66.0   | 92.3    | 75.9    | 83.33   | 70.93  | Percentage of passes.  |
| 13               | 45      | ...    | 3         | 14     | 11      | 3       | 8       | 445    | <i>Master of Science.</i><br>Number of candidates.                       |
| 3                | 23      | ...    | 2         | 7      | 9       | 2       | 8       | 286    | .. passes.   |
| 69.2             | 51.1    | ...    | 66.7      | 50.0   | 81.8    | 66.7    | 100     | 64.27  | Percentage of passes.  |

is held by a special Board constituted jointly by the University and Government.  
 Intermediate Science.  
 option take the examination as a whole or appear by parts separately.  
 Bachelor of Science.

## (d) Results of examinations conducted by Provincial Boards of Education, 1929.

| Nature of Examination.                     | Madras<br>S. S.<br>L. C.<br>Board. | Decca<br>Inter-<br>mediate<br>and Sec-<br>ondary<br>Board. | United<br>Provinces<br>High<br>School<br>and Inter-<br>mediate<br>Board. | Burma<br>English<br>and A. V.<br>and<br>Secondary<br>Board. | Central<br>Provinces<br>High<br>School<br>Board. | Hyderabad<br>(Deccan)<br>H. S. L. C.<br>Board. | Delhi<br>Sec-<br>ondary<br>Board. |
|--|------------------------------------|--|--|---|--|--|-----------------------------------|
| <i>High School or Leaving certificate.</i> |                                    |  |  |   |  |  |                                   |
| Number of candidates .                     | (a)                                | 323  | 8,156  | 2,404   | 1,633  | 477  | 1,417                             |
| „ passes .                                 | 3,433                              | 223  | 4,945  | 765   | 895  | 256  | 784                               |
| Percentage of passes                       | ..                                 | 69.0   | 60.6   | 32.0  | 54.8   | 54.0   | 55.3                              |
| <i>Intermediate Arts.</i>                  |                                    |  |  |   |  |  |                                   |
| Number of candidates .                     | ..                                 | (b)296   | (d)2,520   | ..  | ..   | ..   | ..                                |
| „ passes .                                 | ..                                 | 166  | (d)1,375   | ..  | ..   | ..   | ..                                |
| Percentage of passes .                     | ..                                 | 56.1   | 54.6   | ..  | ..   | ..   | ..                                |
| <i>Intermediate Science.</i>               |                                    |  |  |   |  |  |                                   |
| Number of candidates .                     | ..                                 | (c)161   | ..   | ..  | ..   | ..   | ..                                |
| „ passes .                                 | ..                                 | 102  | ..   | ..  | ..   | ..   | ..                                |
| Percentage of passes .                     | ..                                 | 63.4   | ..   | ..  | ..   | ..   | ..                                |

(a) Complete information not available.

(b) Excludes 81 candidates (of whom 44 passed) in Intermediate examination in Islamic studies.

(c) Excludes 31 and 22 candidates (of whom 9 and 14 passed) in Intermediate examination in Dyeing and in Commerce respectively.

(d) Includes figures for Intermediate Science.

## III. SECONDARY EDUCATION.

*Statistics.*—The number of secondary schools of all kinds increased by over 600 to 12,587 and their enrolment by about 9,500 to 2,111,976. These figures, however, do not include the scholars who were reading in the Intermediate colleges but, on the other hand, include pupils reading in the primary stage in high and middle schools. The number of pupils reading in secondary (*i.e.*, middle and high) stages was as follows:—

| Type of institution.            | Number of secondary scholars in institutions |               |
|---------------------------------|--|---------------|
|                                 | For males.                                   | For females.  |
| Intermediate colleges . . . . . | 1,605  | 117           |
| High schools . . . . .          | 606,379                                      | 32,331        |
| Middle schools . . . . .        | 379,761                                      | 21,357        |
| Primary schools . . . . .       | 43   | 38            |
| <b>TOTAL</b> . . . . .          | <b>987,788</b>                               | <b>53,843</b> |
|                                 | 1,041,631                                    |               |

It will be observed that the number of pupils in the middle and high stages is barely fifty per cent. of the total enrolment of secondary schools, more than half the pupils enrolled being in the primary classes. As reported last year, the policy of converting primary schools into lower middle schools was continued in the Punjab; this province alone accounts for an increase of 320 secondary schools during the year under review. The total expenditure on secondary education increased by over Rs. 45 lakhs to Rs. 7,67,32,289. This amount was distributed as follows:—

|                                      | Rs.                |
|--------------------------------------|--------------------|
| High schools for males . . . . .     | 4,42,01,804        |
| High schools for females . . . . .   | 61,20,653          |
| Middle schools for males . . . . .   | 2,26,94,909        |
| Middle schools for females . . . . . | 37,14,921          |
| <b>TOTAL</b> . . . . .               | <b>7,67,32,289</b> |

*Quality.*—At one end of the scale there are some schools well-organised and efficient. At the other end there are many schools which are no better than cramming establishments. In between there are the majority, struggling to maintain a level of mediocrity. There is an ever-increasing demand for secondary education. But funds are not available to provide sufficient trained teachers or even accommodation for the growing number of pupils. The managers of aided schools are usually in financial straits and therefore, in order to obtain some additional fee income, admit new pupils even when there are not facilities for teaching them. Thus, in Bengal there was a substantial increase in the number of aided



secondary schools and in their enrolment, but there were no funds for giving them additional aid and "the Department was therefore left in the most unsatisfactory position of having to carry on and hope for better days". In the neighbouring province of Assam no assistance could be given to the existing schools, which badly needed it, but "new schools are being opened on all sides". These are inefficient; it is impossible for them to be efficient when their only sources of income are an uncertain subscription list and inadequate fees. In the Bombay presidency there has been no increase in the allotment for grants to secondary schools during the last five years, with the result that the amount provided is inadequate to pay the full grants admissible under the terms of the grant-in-aid code even to those schools which are already recognised. In other provinces also the increasing demand for secondary education is creating financial problems which will not be solved unless, as in other countries, the number of pupils admitted to secondary schools is restricted to those who are fit to profit by a secondary education.

*Instruction.*—The Punjab report refers to defects which are general throughout India—carelessness in written work, loose thinking and cramming. In the majority of schools the absence of necessary equipment, the paucity of trained teachers, the overcrowding of class rooms and, above all, the dominance of examinations are responsible for dull stereotyped methods of teaching. But the Education Departments are aware of these defects and are doing what they can, with the limited funds available, to improve the teaching. Here and there experiments are being made with the Dalton Plan, manual training is making its way slowly into the schools, nature study is finding a place in the curriculum and there is improvement in the teaching of drawing. Given the funds, the Departments could do much more than they are now doing for the extension of practical training through educational handwork and elementary science.

*Teachers.*—In most provinces the pay and prospects of teachers in secondary schools have improved considerably during the last decade. Also on account of increasing competition in other professions men of high qualifications and good ability are now willing to undergo training for the profession. But there is still a disposition on the part of teachers to work along the old grooves and to wait for orders rather than to devise and put into practice new methods of teaching. What is needed is more earnestness and enthusiasm on the part of the teacher. But his work is frequently rendered difficult by the interference of the managing bodies of private institutions in the internal affairs of the school and by the lack of consideration with which some of these bodies treat their teachers. In the United Provinces the Government have compelled aided schools to adopt a carefully prepared agreement which will establish the relations between managers and teachers on a clear and well-defined basis. The general adoption of agreements of this kind would do much to build up a self-respecting teaching profession. It is desirable also that some pressure should be brought to

bear on managing bodies through the leverage of the grant-in-aid to employ trained teachers, as there is often a tendency among them "to appoint untrained relations and cousins, generally unsuccessful vakils".

*Examinations.*—Assam bitterly complains of the dominance of the Calcutta University matriculation examination. "It is a snare and delusion to the youths of Assam in that it certifies them as fit for collegiate education when they are absolutely unfit". Consequently thousands of rupees are wasted annually in the province on collegiate expenses by the parents of boys who can never profit by collegiate instruction or return even a fraction of these expenses by the results of their education. The report quotes figures to show that the Calcutta University is continuing to "subordinate the standards of the examination to the need for fees". At least half of the boys who pass are unfit to enter the university. Their admission to the college makes the employment of the usual methods of university instruction impossible. The general standard of work in the colleges is lowered and the professors are over-burdened with the task of trying to impart knowledge to pupils who are still only fit for the school room. Examination scandals due to the leakage of question papers are much less frequent than they used to be, but disquieting reports come from Madras. "The most disturbing element in connexion with the public examinations is the leakage of question papers. It is a humiliating fact that it is impossible to conduct any public examination in this Presidency unless elaborate arrangements are made, minute rules laid down and every precaution, which secrecy and ingenuity can devise, adopted. Leakage of question papers could be stopped at once if an articulate public opinion condemned it and was strong enough to require co-operation with the authorities and the supply of evidence as to the source of the evil". There is also a trade in bogus question papers and complaints were actually preferred by parent purchasers of bogus papers because none of the questions appeared in the genuine papers!

*Unemployment.*—These evils are probably mainly due to the keen struggle for employment. Unemployment amongst those who have passed through secondary schools is increasing rapidly and has become a grave social problem. The problem has been examined in some provinces by committees, but while some of them have collected interesting statistics they have not been able to make constructive proposals which offer an adequate solution. In India the openings for the educated classes are much fewer than in Western countries and there is the additional difficulty that many boys and young men, although unfit for higher education, have been admitted to secondary schools and colleges, where they spend several years in a vain effort to obtain certificates or degrees, and find when they emerge from these institutions that there are no suitable openings for them and that they are unemployable in professions or trades which demand trained intelligence.

*Physical training.*—In all provinces the importance of physical training is receiving greater recognition, probably because of the

interest which the central and provincial legislatures have taken in the matter. But there are practical difficulties which are not always realised by those who press for compulsory physical training. Some of these are mentioned in the Assam report. The majority of the pupils are day scholars. "Many come with an apology for a meal taken at 10 A.M. and have to remain without food till 4-30 P.M." Boys who have to walk some miles—not an inconsiderable number in many high schools—take their morning meal earlier and get home later. In the circumstances it is not possible to compel the pupils to do physical exercises for thirty or forty minutes during the day, especially when there are no arrangements for changing clothes. In the Central Provinces the experiment of holding early morning and afternoon school was tried "in order that students might not have to go too long without food" but the scheme was found to be unworkable. The best course would be to arrange for a light cheap midday meal for all pupils. But there are economic and social difficulties in the way of such an arrangement. In many schools, physical training is left entirely to a drill instructor. As the Bombay report says, "The teachers as a rule do not take readily to games and regard them rather as an imposition than as something for which they ought to have a taste". Notwithstanding these difficulties physical training is making good progress. In the Punjab the "play-for-all" movement has been in force for the last few years and is said to be of great value in bringing home to the teacher "the necessity of all boys taking exercise and of his own participation in the games together with the boys". In the United Provinces improved methods of physical training are spreading through the efforts of the three superintendents of physical training who are attached to the training colleges at Allahabad, Lucknow and Agra. In some provinces there are athletic tournaments which arouse great keenness although, as in the North-West Frontier Province, "it must be acknowledged that the league system occasionally has to face a serious obstacle in the shape of inter-school rivalry amounting almost to animosity".

*Medical inspection.*—Some provinces are endeavouring to improve their systems of medical inspection. Thus in the Punjab efforts are being made to follow up inspection by treatment. "In the cities boys requiring medical treatment attend the hospital and present to the officer in charge inspection cards on which the nature of the treatment is stated". But parents are indifferent, unless the complaints of the children are obviously troublesome, and teachers are apathetic. In the United Provinces conferences of heads of institutions, school medical officers, the civil surgeons and medical officers of health, with the inspector as president, were held in each division to enlist the co-operation of all the authorities concerned. As a result the working of the scheme has improved. But the greatest need continues to be the establishment of central school dispensaries to ensure that advice will be succeeded by treatment. In the Central Provinces medical inspection was carried out in all government anglo-vernacular schools by assistant surgeons and assistant medical officers. "Wherever this work is carefully done

results have been found to be satisfactory". Defects of sight and teeth were brought to the notice of parents; but unfortunately they "do not always act on the advice given". In Peshawar there was an experimental scheme of medical inspection, which "conclusively proved the need for such inspections". Accordingly the scheme is being extended in the North-West Frontier Province. In Assam it is reported that "the inspection though necessarily somewhat perfunctory is of value". In one province efforts have been made to introduce a somewhat elaborate scheme of medical inspection in rural schools. It is doubtful whether much can be attempted in rural areas, on account of the lack of facilities for treatment. Probably some good would result from the modest measures suggested by a Punjab inspector: "With a bucket of clean water, a little soap and clean towels, some *datans* (indigenous tooth brushes)," and boric acid the teacher can at least ensure that the children start their day's work with clean hands, faces, teeth and eyes.

*Hostels.*—There is great need for better hostels for aided anglo-vernacular schools and district board vernacular middle schools. Many aided schools use as hostels ill-ventilated and ill-lighted houses situated in insanitary surroundings. The picture which the Central Provinces report gives of hostels attached to vernacular middle schools is true of such hostels in other provinces. "Rooms are generally badly ventilated, dark and small; boys in most cases do their own cooking often in the same room in which they sleep". While the problem of hostel accommodation is important it is equally important that superintendents should introduce more interest into hostel life so that the residential system may be effective in producing its intended results, an improvement in the health and character of the boys who are in residence. One inspector of schools in the Punjab says "I cannot say much for the supervision of these hostels.....Nowhere have I seen a sensible programme drawn up for the supervision of cleanly bodily habits, for regular exercise, for regular meals, for friendly talks between the superintendent and the pupils regarding current events of importance, for lantern lectures, indoor games, etc."

#### IV. PRIMARY EDUCATION (BOYS).

*Statistics.*—The number of primary schools for boys increased by 2,738 from 168,648 to 171,386 and their enrolment by 218,952 from 7,661,667 to 7,880,619. These figures do not include the number of pupils reading in primary sections of secondary schools; the number of such pupils was 966,353 in 1928-29, of whom 203,185 were in high schools and 763,168 in middle schools. The increase in the number of pupils was shared by all provinces except the Punjab and Bihar and Orissa. In these provinces, the number of pupils decreased by 26,030 and 21,842 respectively. The decrease in the Punjab is due partly to the conversion of primary schools into vernacular middle schools and partly to the closure of a number of inefficient schools. In Bihar and Orissa, the fall is ascribed to

financial reasons, to the failure of crops and to the exclusion of many unaided schools that had never been formally recognised. It is noteworthy that in each of these provinces, the enrolment in class I alone (the lowest class in primary schools) decreased by about 40,000 and that every other class showed a substantial rise in enrolment. In the Punjab, although there has been a decrease in enrolment there has been a substantial increase in the average attendance of pupils.

*Insufficient funds.*—Of the various causes which retard the progress of primary education the most serious is lack of funds. “The crux of the whole problem is money”, says the Bombay report. “If sufficient funds were available much more could be done”. In the Bihar and Orissa report also the need for more money is emphasized. “The outstanding problem at present is one of finance.....We need far more money”. In Western countries programmes for expansion are worked out and if these are approved additional taxation is imposed in order that funds may be obtained to give effect to the programmes. But in India provincial and local revenues are inelastic. Accordingly many proposals for the development of vernacular education have to be postponed or put into force only to a limited extent because there is no expanding revenue from which the cost can be met. Bihar and Orissa was in a particularly bad plight in 1927-28. “In the three years ending with 1925-26, Government were able to give all the boards large new recurring grants. Nothing of the kind was possible in 1926-27; this did not matter much, for few of the boards had fully spent the grants already given to them. In 1927-28 things began to take a more serious turn: no more money was available: the demand for more schools and teachers was pressing: more teachers came out from the training schools and expected higher stipends”. But funds were insufficient to meet these demands. On the contrary, some boards had in the previous year mortgaged part of their income for 1928-29 and accordingly had to retrench, with the result that there was a decrease of about 900 in the number of primary schools and of about 22,000 in the number of pupils. In the Punjab there is much complaint that towards the end of the year the payment of teachers’ salaries is postponed until the beginning of the next year. “It is by these doubtful means that some local bodies tide over their financial embarrassments”. What the Assam report says is true of all provinces: “If any real approach to general literacy is to be made during the present generation it will be necessary to provide funds very much more freely than has been done in the past, even to the extent of doubling or trebling our expenditure on primary education”.

*Administration.*—But such funds as are available are not always used to the best advantage. Some local authorities put party and personal advantages before educational efficiency. The Central Provinces report says, “Excessive personal interest was shown by members of many district councils in the transfer of teachers. This is much to be deprecated. If transfers are made for personal

reasons and not on merit and in the interests of the public, efficiency is bound to deteriorate". In the United Provinces also an undesirable feature of the administration of education by district boards has been the frequency with which teachers have been transferred during a school session. The Director says that "the reasons for transfer have often no relation to educational efficiency and are frequently discreditable to the controlling authority". In the Punjab, "ill-timed transfers of teachers from one place to another are less than they used to be, but in some districts this undesirable practice is far too common". It is certain that education cannot flourish in rural areas unless and until transfers are reduced to reasonable and moderate proportions and are made solely in the interests of the schools. The Assam report says that "in certain areas there are too many schools and in many no school is met for miles together". The Director endorses the views of an inspector that what is needed is a thorough and careful survey, but that "the busy local board is not the proper machinery" for this work and he supports the inspector's proposal that in each sub-division there should be a separate school-board with executive officers of the Government on it "to organise primary education into a sound system with the limited funds available".

*Teachers.*—In some provinces considerable sums of money are required in order to provide teachers with a living wage. In Bengal there were 59,000 teachers employed in primary schools. On the average each teacher "received a pittance of Rs. 9½ per mensem for his work, the pay ranging from as little as Rs. 5 to Rs. 14 a month". To give the teachers an average increase of only Re. 1 a month would cost approximately Rs. 7 lakhs a year. In Assam "everyone is agreed that the village school teacher is poorly paid, heavily worked and inconsiderately treated". The Inspector of Schools, Jubbulpore Circle, Central Provinces, writes: "Some district boards do not pay the minimum salary fixed for trained men, for the first year or so of their service, and thus try to reduce their expenditure. This practice causes heart-burning and is not likely to prove beneficial in the long run". The Inspector of the Chhatisgarh Circle says, "On the whole, as compared with other departments, the conditions of service in vernacular schools are too disappointing to attract young men". In the North-West Frontier Province, "many schools have at present only one master and their average attendance of fifty-four is far beyond the efficient control of one man". The Punjab report strikes a more cheerful note. The Inspector of Vernacular Education is of opinion that "the teachers' thrift societies have done much to increase contentment and happiness among them" and that "the teachers' conferences and refresher courses are resulting in a greater efficiency in teaching and in school organization". The United Provinces report says that the inadequacy of the number of sub-deputy inspectors (the average number of schools in charge of a sub-deputy inspector is now 109) makes it difficult for the district inspecting officer to keep personal contact with the teachers in village schools. Such contact is required in order to help and guide teachers, especially as

special attention has now been directed towards improvement in methods of teaching in infant classes in an endeavour to remove the stagnation generally found in preparatory sections of primary schools.

*Wastage.*—As in previous reports the following table is inserted in order to indicate the extent of “wastage” in primary schools.

| Class. | * Number of pupils in 1927-28. | * Number of pupils in 1928-29. | Wastage.  |
|--------|--------------------------------|--------------------------------|-----------|
| I      | 5,406,913                      | 5,563,353                      | —         |
| II     | 1,558,236                      | 1,833,936                      | 3,522,977 |
| III    | 1,243,619                      | 1,315,060                      | 543,176   |
| IV     | 803,155                        | 857,409                        | 386,210   |
| TOTAL  | 9,311,933                      | 9,619,758                      | —         |

\* These figures are for both boys' and girls' schools; separate figures for boys' schools are not available.

This table shows that out of nearly 5.40 million pupils reading in class I in 1927-28, less than 1.90 million were reading in class II in 1928-29; out of nearly 1.85 million pupils reading in class II in 1927-28 less than 1.32 million were reading in class III in 1928-29; out of nearly 1.24 million pupils reading in class III in 1927-28 about 0.86 million were reading in class IV in 1928-29. The wastage, although considerable, is not quite as large as the figures would appear to indicate, as the enrolment of class I includes not only those pupils who are expecting promotion in the month succeeding the collection of statistics but also those pupils who have only recently been admitted to the schools. Much can be done to reduce wastage by restricting admissions as far as possible to the first month of the session and thus making it possible for the teacher to form classes of pupils with fairly uniform attainments. This restriction has been enforced in some districts of Bihar and Orissa and the results are reported to be very encouraging. Wastage can be reduced also by improved methods of teaching in infant classes. In the United Provinces the interest of teachers and of the district inspecting staff has been aroused in modern methods of teaching infants “in an endeavour to secure a more normal standard of promotion”. Much can be achieved also by the elimination of the single-teacher school in which a teacher is expected to deal single-handed with three or four classes. A school formed by combining two single-teacher schools to form a two-teacher school is much more efficient than either of the single-teacher schools. But it is difficult to concentrate the children in some provinces, as villages, even when they are less than three miles apart, are often separated by ravines and dreary spaces and parents are therefore reluctant to send their children to school outside their own village. Also schools are frequently started for other than educational reasons and once vested interests are established it is difficult to abolish the schools. Thus in some villages are to be found a primary school, a maktab

and a pathshala when a single primary school would fully serve its educational needs. It is now generally admitted that the only effective means of removing "wastage" is the introduction of compulsion.

*Compulsory education.*—The following table shows the number of municipal and rural areas in each province in which compulsion has been introduced.

| Province.                    | Acts.  | Areas under "compulsion". |              |
|------------------------------|--|---------------------------|--------------|
|                              |  | Urban areas.              | Rural areas. |
|                              |  | Towns.                    | Villages.    |
| Madras . . .                 | Elementary Education Act, 1920 . . .   | 25                        | 7*           |
| Bombay . . .                 | Primary Education Act, 1918 . . .  | 4                         | ..           |
|                              | City of Bombay Primary Education Act, 1920.<br>Primary Education Act, 1923 . . . | 1<br>3                    | ..<br>1      |
| Bengal . . .                 | Primary Education Act, 1919 . . .  | 1                         | ..           |
| United Provinces             | Primary Education Act, 1919 . . .  | 35                        | ..           |
|                              | District Boards Primary Education Act, 1926.                                     | ..                        | 320†         |
| Punjab . . .                 | Primary Education Act, 1919 . . .  | 57                        | 2,351‡       |
| Bihar and Orissa . . .       | Primary Education Act, 1919 . . .  | 1                         | 4§           |
| Central Provinces and Berar. | Primary Education Act, 1920 . . .  | 10                        | 275          |
| Assam . . .                  | Primary Education Act, 1926 . . .  | ..                        | ..           |
| Delhi . . .                  | (Punjab Act applied 1925) . . .  | 1                         | 4            |
|                              | Total . . .  | 138                       | 2,962        |

\* Taluk boards.

† These areas are distributed over 19 districts in which compulsion has been introduced.

‡ Individual school areas.

§ Unions.

This table includes areas in which schemes of compulsory primary education have been partially introduced.

It cannot be said, however, that in all these areas compulsion is a reality. In one division of the Punjab, "the number of areas under compulsion has increased during the year under report". But "in a large number of places the introduction of compulsion has so far only been nominal and has had little effect upon the



reduction of wastage in the primary classes." In the Central Provinces, "reluctance to resort to prosecutions has generally been most marked; attendance officers and attendance authorities appear to be too soft-hearted or negligent or afraid of incurring unpopularity". It is, however, not easy to devise effective machinery by which the penal sections of the Act can be applied with expedition and thoroughness. The Director of Public Instruction of the Punjab thinks that punitive measures should be taken with greater rigour against those who send their children to school and then withdraw them prematurely than against those who do not send their children to school at all and in this connexion quotes the view of the Royal Commission on Agriculture that "it is more important to stop the wastage than to strain after the last truant". One of the Inspectors in the Punjab thinks that some of the areas now under compulsion have been judiciously selected and that the criterion for selecting an area should be the enthusiasm, rather than the apathy, of the parents. Similar views are expressed in the United Provinces report, which says, "Some inspectors remark that the early success of compulsory education depends on the suitability of the areas selected for introducing compulsion. The attitude of the people inhabiting the area is the decisive factor in assuring success". As might be expected compulsion is more of a reality in urban than in rural areas. In Lahore, 90 per cent. of the boys of school going-age are reported to be at school, while the regularity of attendance has shown considerable improvement. Prosecutions have been instituted and "these have had a salutary effect on the recalcitrant".

*School buildings.*—Several local Governments have given substantial grants for school buildings but the boards have proved to be ineffective agencies for utilizing the money. Thus the Government of the Central Provinces distributed to boards grants aggregating Rs. 5½ lakhs for school buildings. Unfortunately the grants were not utilized to the best advantage. The Director gives instances of waste of money on account of lack of care and vigilance on the supervision of works and says that "the system of giving large doles to local bodies every now and then for buildings is thoroughly unsatisfactory and has led to considerable waste of public funds". In Bihar and Orissa "the grants given by Government for primary school buildings in the years 1925-26 and 1926-27 have not yet been fully utilised; only two boards having spent all the money given to them, though so many buildings are urgently required". The United Provinces report says, "Some district boards are still dilatory in utilizing government grants for buildings.....The boards continue to find difficulty in securing good contractors". In the North-West Frontier Province "the problem of obtaining sites for new buildings was most troublesome. Owners of land thought they saw their way to making large gains. So much so that in some cases the owner asked for the site alone several times more than the cost of the building". Assam gives a depressing picture: "A large number of schools are without buildings of their own. The buildings of by far the larger number of schools which can boast buildings of their own remain in chronic disrepair. Many

buildings are too small for the enrolment, many are ill-lighted and ill-ventilated". Bombay on the other hand writes of the success of Sir Purshotamdas Thakordas' scheme, which was described in the last year's report. "The buildings are constructed by local agency according to the plan given. They are *pucca* buildings, airy and well-ventilated. Up to the end of the year under report 50 buildings providing accommodation for 4,080 pupils were constructed at a total cost of Rs. 2,19,250 of which Rs. 82,349 were contributed by the villagers and Rs. 1,36,901 by Sir Purshotamdas."

*Schools for adults.*—In the Punjab there has been a waning of enthusiasm for these schools and in the course of the year a number were closed down. The reduction, however, is described as "the cutting away of dead wood" and actually as "a form of progress since the totals of former years were swollen by numbers of pupils who did not earnestly attend to their studies". The Director says, "With the scope thus contracted and brought within more manageable limits, inspectors report more solid progress than in the past, but it is still a complex problem to provide satisfactory teaching and inspection for these schools". In the United Provinces it is reported that the results of the experiment of establishing night schools in cities "do not justify an extension of the system". But the schools managed by co-operative societies in the district are said to be more successful. In Benares a "rural reconstruction association" was started to train teachers for work in night schools for adults. In Bengal there were 1,506 night schools with 34,937 pupils. In the Bombay presidency there were 253 primary schools for adults with 8,867 students. In Bihar and Orissa the number of night schools fell from 739 with 15,741 pupils to 555 with 13,620, "these schools having been generally selected for attention, when retrenchment became necessary". In the Central Provinces the district council of Seoni opened 43 night schools which were taught by day school teachers who received an allowance of Rs. 5 per mensem for the extra work. The enrolment in these schools was 1,310. In Nagpur eight night schools were opened for the benefit of millhands but were closed as they did not thrive "partly for want of proper organization and partly on account of the general apathy of the labouring classes who prefer rest after the day's hard labour". In Madras adult education classes were conducted through the agency of non-official and honorary workers at nine centres. These classes were in the nature of an experiment and "the results so far attained justify continuance of the experiment." At the Teachers' College, Saidapet, there was an adult school with an enrolment of 83 students. The activities of this school included music and singing, the reading of stories and current news from newspapers and journals, lantern lectures and entertainments, the object being to make the adult school a social centre.

## V. EDUCATION OF GIRLS.

*Statistics.*—The number of girls under instruction in recognised institutions rose from 1,899,890 to 2,032,388, of whom

775,732 were reading in boys' schools. The number of recognised institutions for girls rose from 30,003 to 31,738 and their enrolment from 1,213,546 to 1,308,687, of whom 52,031 were boys. The total number of girls reading in both recognised and unrecognised institutions was 2,137,753 as against 1,996,445 in the previous year. The percentage of girls under instruction to total female population increased from 1.66 in 1927-28 to 1.78 in 1928-29. The figure is still far below that for boys, which is 7.89 per cent.

*Wastage.*—As the table below shows, there is much wastage and stagnation in the lower primary classes of girls' schools.

*Number of girls in primary classes.*

| Class.          | 1927-28.  | 1928-29.  | Wastage. |
|-----------------|-----------|-----------|----------|
| I . . . . .     | 1,213,522 | 1,317,675 | —        |
| II . . . . .    | 313,813   | 311,281   | 904,541  |
| III . . . . .   | 169,184   | 183,143   | 130,629  |
| IV . . . . .    | 85,622    | 93,234    | 75,950   |
| TOTAL . . . . . | 1,784,341 | 1,905,233 | —        |

The figures show that of 1.2 million girls in class I in the previous year, only 0.3 million proceeded to class II; of 314 thousand girls in class II, only 183 thousand reached class III; and of 169 thousand girls in class III, only 93 thousand reached class IV. The figures show that a very large number of girls leave school before reaching class IV, *i.e.*, before they have acquired education of any permanent value.

*Demand for girls' schools.*—Every province reports a growing demand for additional girls' schools and each year brings a change in the attitude of the public towards girls' education. In the more advanced centres it is now recognised as a matter of first importance. Indeed it is no longer possible to speak of the apathy of the middle class population in the towns towards the education of girls and in all classes there is a growing sense of its value. As an example of progress the case of Assam may be mentioned: there has been an increase of 30 per cent. in the enrolment during the past two years. But there is no reason for complacency. An overwhelming majority of girls are still only in the infant classes. Persistence of old customs, especially child marriage and the seclusion of girls from an early age, still hamper progress. But lack of money is at present the chief obstacle to progress. There are not sufficient funds to meet even the existing demand for more and better schools. Thus in Madras a conference of women officers drew up a programme of expansion but "financial considerations will not admit of as rapid progress as was hoped".

*Buildings.*—Amongst the more urgent needs for which money is required is the provision of suitable buildings in open spaces. In most large towns the nature of the buildings in which girls' schools are housed are in striking contrast to those for boys. The

following is a description of many district board schools for girls in one province. "Most of the district board schools are lodged in *kachcha*, badly built, ill-ventilated little houses where it is impossible to stop for more than an hour or so, on account of the smell from the open drains. . . . No steps are taken till the inspectress reports the matter and even then the reply to an enquiry as to what action has been taken is generally that the matter is receiving the attention of the board." It is not surprising that children do not stay at schools of this kind beyond the infant stage; it is surprising that they attend them at all. One inspectress in the Bombay presidency reports that "boys' schools still absorb what seems an undue proportion of the funds and there is little improvement in the accommodation provided for girls' schools". The report of the North-West Frontier Province says: "The most important need, at present, is the provision of better and more hygienic buildings with playgrounds. There are as yet few public or private bodies that fully recognise this and progress is hindered because money is either grudgingly given for this all-important object or is entirely withheld". Apart from the obvious, but much neglected, duty of ensuring that girls work in hygienic conditions there is also the important consideration that when buildings are good more girls are attracted to schools and more rapid progress is made. In the interests of expansion therefore the improvement of buildings is essential.

*The curriculum.*—In recent years subjects of special interest and value to girls have been obtaining a prominent place in the curriculum. Hygiene, cooking and needlework are growing in favour in girls' schools in Bengal. "Many secondary girls' schools are now paying serious attention to the need for physical culture and organized games for their pupils." There has been an appreciable improvement in the standard of needlework. The Lady Carmichael diploma examination in needlework is proving more and more successful every year and almost all the important schools in the Eastern Bengal divisions take part in it. A similar examination for the "Lady Stephenson medals and diplomas" has been started in Bihar and Orissa. In the Bombay presidency a lady who had been trained as a physical instructress in Denmark conducted courses for women teachers. "Her suggestions and practical demonstrations and the enthusiasm she inspires have given drill and games a new value in training college and school life." In Burma one of the best features of the curriculum is the emphasis laid on practice in domestic economy. "The girls take it in turns to do the marketing, cooking, housekeeping, etc. and they get a practical training alongside the theoretical work of the class-rooms." The Punjab report says that "more attention is now being paid to hygiene and home crafts" in secondary schools. But in the Bombay presidency, although girls are allowed to offer domestic science for matriculation purposes and the schools are encouraged by the Department to adopt the course, very few girls choose domestic science as a subject. Perhaps the most

pleasing report comes from the North-West Frontier Province. Specimens of the work of Hindu and Muslim girls were sent to England. Her Grace the Duchess of Atholl, Parliamentary Under Secretary to the Board of Education, who inspected the exhibits, said, "I do not think I have ever seen anything approaching the finish of these specimens".

*Inspection.*—The need for good and independent inspection of schools has been emphasised by the Indian Statutory Commission. "It is only through such inspection that Governments and Ministers can guard against large waste of money, which, if permitted, will quickly exhaust resources and cripple all endeavours to build up a good system. The Government cannot in this matter properly rely on any officers but its own. And even when the foundations of a good system have been finally established, government inspection remains just as important on its constructive side and as a stimulus to fruitful development. Efficient educational inspection is just as essential as efficient railway inspection: safe and rapid advance on the right lines is not possible without it. And its maintenance involves no suggestion of distrust either of local bodies or of teachers or of slight to them." Inspection is even of more importance for girls' schools than for boys' schools. Women teachers are very inexperienced and, not unnaturally, timid; and thus they need much encouragement and guidance from the inspecting staff. Usually the only contact which they have with the outer educational world is through the visit of the inspectress. Girls' schools are widely scattered and if they are to be visited, as they should be, at least twice a year by the inspectress, the number of inspectresses must be increased. The need for more direction and control by Government over girls' education in rural areas is illustrated by the following extract from the report of an inspectress in the United Provinces. "The condition of the district board schools was worse than in the previous year, for many remained closed for want of a mistress. The only middle school belonging to a district board in the circle was without a head-mistress. Suitable mistresses applied but were not taken. With the exception of two mistresses in one district all the rest were uncertificated, most of whom know notation to 100 only. It is no wonder that out of sixty who appeared from these schools for the class IV examination, only one should have been successful." An inspectress in the Bombay presidency writes in a similar strain: "In the eight districts visited by me, fully half of the total number of the district local girls' schools have one teacher only, and this teacher often has to manage from 30 to 50 children, or even more, distributed usually between the infant class and standards I to IV".

*Girls in boys' schools.*—In towns co-education is not favoured by parents. But in villages there is no strong feeling against co-education. In the Central Provinces the system of awarding bonuses to school masters to encourage the attendance of girls in boys' schools is reported to be yielding satisfactory results. The

following figures show for the various provinces the number of girls reading in boys' primary schools.

| Province.                    | Number of girls reading in boys' primary schools. |
|------------------------------|---|
| Madras                       | 318,844   |
| Bombay                       | 77,181  |
| Bengal                       | 70,572  |
| United Provinces             | 46,218  |
| Punjab                       | 3,978   |
| Burma                        | 99,779  |
| Bihar and Orissa             | 47,594  |
| Central Provinces and Berar  | 16,681  |
| Assam                        | 21,600  |
| North-West Frontier Province | 189   |
| <b>TOTAL (British India)</b> | <b>705,213</b>                                    |

The total number of girls reading in girls' primary schools was 1,094,860; thus about 39 per cent. of the girls in primary schools are in boys' schools.

## VI. PROFESSIONAL AND TECHNICAL EDUCATION.

### (a) *The Training of Teachers.*

*Statistics.*—The number of students under training on March 31st 1929, was 32,751 as against 29,841 in the previous year. The details are given in the table below.

|              | NUMBER OF STUDENTS UNDER TRAINING. |              |                                 |               |
|--------------|------------------------------------|--------------|---------------------------------|---------------|
|              | In Training Colleges.              |              | In Normal and Training Schools. |               |
|              | 1928.                              | 1929.        | 1928.                           | 1929.         |
| Men          | 1,157                              | 1,235        | 23,227                          | 25,677        |
| Women        | 141                                | 166          | 5,316                           | 5,773         |
| <b>TOTAL</b> | <b>1,298</b>                       | <b>1,401</b> | <b>28,543</b>                   | <b>31,350</b> |

The following figures indicate to what extent facilities for the training of teachers are adequate in the various provinces:—

| Province.                              | TEACHERS IN PRIMARY, MIDDLE AND HIGH SCHOOLS. |                             |                                 |                                    |
|--|---|-----------------------------|---------------------------------|------------------------------------|
|  | Total number of teachers.                     | Number of trained teachers. | Percentage of trained teachers. | Annual output of trained teachers. |
| Madras . . . . .                       | 114,416                                       | 62,774                      | 54·9                            | 6,273                              |
| Bombay . . . . .                       | 41,763  | 18,348                      | 43·9                            | 1,107                              |
| Bengal . . . . .                       | 98,30   | 23,464                      | 23·9                            | 1,660                              |
| United Provinces . . . . .             | 51,003  | 30,776                      | 60·3                            | 2,164                              |
| Punjab . . . . .                       | 35,657  | 23,861                      | 66·9                            | 4,142                              |
| Burma . . . . .                        | 15,740  | 9,942                       | 63·2                            | 322                                |
| Bihar and Orissa . . . . .             | 46,937  | 19,793                      | 42·2                            | 1,763                              |
| Central Provinces . . . . .            | 16,254  | 8,785                       | 54·0                            | 773                                |
| Assam . . . . .                        | 9,706   | 3,568                       | 36·8                            | 178                                |
| North-West Frontier Province . . . . . | 2,639   | 1,449                       | 54·9                            | 166                                |
| Coorg . . . . .                        | 351   | 261                         | 74·4                            | 13                                 |
| Delhi . . . . .                        | 1,234   | 849                         | 68·8                            | 44                                 |
| Ajmer-Merwara . . . . .                | 722   | 329                         | 45·6                            | 56                                 |
| Baluchistan . . . . .                  | 300   | 210                         | 70·0                            | 13                                 |
| Bangalore . . . . .                    | 704   | 482                         | 68·5                            | 43                                 |
| Other administered areas . . . . .     | 912   | 271                         | 29·7                            | 130                                |
| <b>TOTAL (British India)</b> . . . . . | <b>436,468</b>                                | <b>205,162</b>              | <b>47·0</b>                     | <b>18,847</b>                      |

The table shows that the position as regards trained teachers is satisfactory in the United Provinces, the Punjab, Burma, Coorg, Delhi and Bangalore, where at least 60 per cent. of the staffs are trained. In other provinces, the position is less satisfactory, especially in Bombay, Bengal, Bihar and Orissa, Assam and Ajmer-Merwara, where the proportion of trained teachers is below the general average for India. It is particularly bad in Bengal in which the number of trained teachers is less than 25 per cent. of the total staff employed. The output of teachers annually required to replace casualties (due to death, retirement, etc.) may be estimated at four per cent. The figures in the last column of the table show that in Bombay, Bengal, Burma, Bihar and Orissa, Assam, Coorg and Delhi, the output of trained teachers is not sufficient to replace wastage of the existing staff and leaves no margin to meet the demands of new schools.

*Teachers for anglo-vernacular boys' schools.*—A summer school of geography was conducted at the Teachers' College, Saidapet, in the Madras presidency. \*The Secondary Training College, Bombay, has undertaken the preparation of educational pamphlets for teachers. Two have been published and two more are in the hands of the publishers. The college played an important part in the Bombay Presidency Secondary Teachers Conference. "The staff contributed papers of considerable merit and gave demonstrations of modern methods of teaching." Staff and students also prepared an exhibition of educational material "which, if now shown, was of great educational value". The two Bengal training col-

leges continue to do good work. At the David Hare Training College, Calcutta, college work was supplemented by visits to important institutions such as the Medical College, the Indian Museum, the Mint and the Bengal Engineering College and included, outside the prescribed curriculum, lectures on the League of Nations, hygiene and sanitation, new educational experiments in India and the educational treatment of backward children. At the Dacca Training College, researches were conducted in the teaching of English speech, based on a previously acquired vocabulary, and the staff and students contributed six papers to the Indian Science Congress. In the *United Provinces*, physical training was made compulsory for all students at the Training College, Allahabad, and 25 students took a three months' specialist course to enable them to qualify as teachers of physical training. The improved prospects of the teaching profession are attracting a superior class of graduate to this college. 'Refresher' courses were conducted for teachers of physics and drawing. At the Training College of the Benares Hindu University all students were trained in the elements of drawing and sketching and the majority of them took a course of music. Special attention was given to the teaching of Hindi and Sanskrit according to modern methods. The Training College of the Aligarh Muslim University strengthened the staff and wisely barred students from combining study for the B. T. degree with study for the M.A. or LL.B. degree. The most important developments at the Training Colleges at Lucknow and Agra, were improvements in the system of physical training, consequent on the appointment at the colleges of specialists who had been trained at the Dunfermline school of physical training. In the *Punjab* the supply of trained anglo-vernacular teachers now exceeds the demand as "very few anglo-vernacular schools are being opened either by local bodies or by private agency". The Principal of the Central Training College, Lahore, says that many students who enter the teaching profession have taken a most unsuitable combination of subjects for their Arts degree. A similar complaint is made by the Principal of the Patna Training College in *Bihar and Orissa*. In *Burma* the work of training teachers for anglo-vernacular schools will be taken over by the university in 1931 when the buildings, which are estimated to cost Rs. 13 lakhs, are ready. Special features at the Spence Training College, *Central Provinces*, were classes in manual training and physical training. The course in physical training consists of two parts, physical activities and health education. The former includes training in marching, calisthenics, athletics and games and the latter includes lectures in hygiene, physiology, anatomy, first aid and sanitation. It has not been possible, on account of lack of funds, to take any steps towards the formation of a training college in *Assam*. The *North-West Frontier Province* is dependent on the Punjab for trained anglo-vernacular teachers.

*Teachers for vernacular boys' schools.*—The number of teachers under training in *Madras* is much larger than in any other provinces and increased by 1,447 to 8,737 during the year. In



*Bengal* the majority of primary school teachers are trained in *guru*-training schools. Some improvement has been made by the abolition of some old *guru*-training schools and the establishment of larger schools of a better type, but the training is of a low standard as the teachers at present admitted to these schools are "men of very inferior qualifications" and "the primary schools attached to *guru*-training schools, where practice of teaching is carried on, are not generally well attended". In the *Bombay* presidency Government have adopted a policy of restricting admissions to training institutions. "The main problem of primary education is an economic one, how to secure the greatest amount of literacy with the funds available, and it has been found necessary to keep down expenses by restricting the number of pupils admitted to training institutions." There is room for improvement in the selection of students made by local authorities "as it is found that many of the students sent up for training by these bodies are quite raw and do not therefore much profit by the instruction imparted to them in training institutions". Special attention is paid to instruction in the best methods of managing one-teacher schools, of which there are a large number. In the *United Provinces* the two years' course at the normal schools leading to the vernacular teachers' certificate examination has been split into two self-contained courses, each of one year, leading to the primary teachers' and vernacular teachers' certificate examination respectively. The change was effected in order to avoid duplication of training for teachers who joined the normal school after having passed the primary teachers' certificate examination. Some normal schools have done good work in improving the methods of teaching infants. Six government central training schools, which were described in last year's report, were opened during the year and district board training schools have been improved by the appointment of a 'master of method' who is in charge of the whole institution, including the practising school and is particularly responsible for the instruction of the pupil teachers. But training schools maintained by local boards are not efficient institutions and the Director thinks that "it is desirable to combine the more efficient of these schools and thus establish central training schools in every district". In the training institutions of the *Punjab* it is reported that "the happy mean is being reached between the narrowness of the training which was given in the olden days and the somewhat riotous diffusion of effort in the training of recent times". Great improvement has been made in the libraries and in the use made of them. An important innovation in the organization of training institutions has been the introduction of the "assignment system" on the lines of the well-known Dalton plan. It is said that "wherever entrusted to capable hands it has achieved satisfactory results". In the *Central Provinces* the system of training in normal schools was reviewed by a committee which recommended changes with a view to concentration on the subjects which the students of the normal schools will teach in primary schools and improvement in practice of teaching. In *Bihar and Orissa* Gov-

ernment have been unable, on account of lack of funds, to give effect to a scheme for the reorganization of training schools. The quality of candidates for training tends to fall as "many local bodies can no longer afford to pay trained teachers at the rates prescribed by Government". The Director says, "In the case of the elementary training schools there is no fee income, the schools are admittedly inefficient, a scheme for their improvement is ready; only the want of money stands in the way". The provision for the training of vernacular teachers in *Burma* is deficient and the schools have to rely largely on Christian missions for trained teachers. Proposals for establishing two government normal schools were dropped for lack of funds. The course of training for vernacular teachers in the *North-West Frontier Province* lasts for only one year. The Director says that until a two-year course can be substituted for the present one-year course "it is impossible to hope for such improvement as is desirable". But at present it taxes all the resources of the Department to provide a sufficient number of recruits for even a one-year course.

*Teachers for girls' schools.*—Of all educational objects on which money could be spent none is so deserving as the provision of adequate facilities for the training of teachers for girls' schools. Projects are ready but the funds are not forthcoming. Both in Bengal and in the Punjab there is a need for a training college for women. In the United Provinces, where there is a great need for trained women teachers, a number of candidates had to be refused admission to the normal schools. "At least two more normal schools are required but there are no prospects that funds for the purpose will be available." Candidates seeking admission to the training schools (institutions of lower grade than normal schools) had to be turned away as there was not sufficient accommodation. The North-West Frontier Province report draws attention to the changes that have taken place since 1920. In that year "there was no question of opening a senior vernacular class as no candidates could be found". A "good senior vernacular class" has now been opened and "the supply of candidates for the future seems assured". The aims of a training school for women are set forth by the Inspectress in the following words:—

"The training school does not aim at producing the type of teacher who, when armed with a departmental certificate, will think that she has reached the summit of human knowledge and will do the minimum amount of work on the maximum amount of pay. Neither does it aim at turning out fine ladies who will think household work beneath them. It aims rather at turning out women who will be really useful members of society and will grace any sphere they may be called upon to occupy, who will be imbued with ideals of honesty, self-sacrifice and devotion to duty and who will realise the dignity, responsibility and nobility of their profession."

(b) *Other professional and technical institutions.*

The majority of these institutions are not under the control of provincial departments of education and are therefore not described in provincial educational reports. The following table shows in summary form the number of such institutions and of students attending them:—

| Type of Institution.                        | 1928.         |               | 1929.         |               |
|---|---------------|---------------|---------------|---------------|
|   | Institutions. | Students.     | Institutions. | Students.     |
| Law colleges and schools . . . . .          | 16            | 7,732         | 16            | 7,572         |
| Medical colleges and schools . . . . .      | 42            | 9,163         | 41            | 9,693         |
| Engineering colleges and schools . . . . .  | 18            | 4,233         | 17            | 4,159         |
| Agricultural colleges and schools . . . . . | 21            | 1,528         | 23            | 1,604         |
| Commercial colleges and schools . . . . .   | 160           | 9,150         | 156           | 8,676         |
| Forest colleges . . . . .                   | 2             | 138           | 2             | 107           |
| Veterinary colleges . . . . .               | 3             | 378           | 3             | 428           |
| Technical and Industrial schools . . . . .  | 473           | 26,141        | 492           | 27,266        |
| Schools of Art . . . . .                    | 11            | 4,094         | 12            | 2,331         |
| <b>TOTAL (British India)</b> . . . . .      | <b>746</b>    | <b>60,612</b> | <b>762</b>    | <b>61,836</b> |

## VII. EDUCATION OF EUROPEANS AND ANGLO-INDIANS.

*Statistics.*—The following table gives the figures for European schools in India:—

|                        | Number of schools. | Number of scholars. | Total expenditure.  |
|------------------------|--------------------|---------------------|---------------------|
|                        |                    |                     | Rs.                 |
| For boys . . . . .     | 174                | 25,839              | 43,11,223           |
| For girls . . . . .    | 249                | 30,079              | 40,89,418           |
| <b>TOTAL</b> . . . . . | <b>423</b>         | <b>55,918</b>       | <b>1,58,89,995*</b> |

\* Inclusive of Rs. 74,89,354 spent on inspection, buildings and miscellaneous items.

There were 3,303 girls reading in boys' schools and 6,559 boys in girls' schools. Of the 55,918 scholars, 11,224, or nearly 20 per cent. were non-Europeans. The total number of European and Anglo-Indian scholars in all kinds of institutions, for both Europeans and Indians, was 48,686, *i.e.*, about 18·8 per cent. of the population. They were distributed as follows:—

|                                   |  |               |
|-----------------------------------|--|---------------|
| In Arts colleges—                 |  |               |
| For males . . . . .               |  | 382           |
| For females . . . . .             |  | 163           |
| In secondary and primary schools— |  |               |
| For males . . . . .               |  | 23,560        |
| For females . . . . .             |  | 22,780        |
| In professional colleges—         |  |               |
| For males . . . . .               |  | 140           |
| For females . . . . .             |  | 113           |
| In special schools—               |  |               |
| For males . . . . .               |  | 740           |
| For females . . . . .             |  | 803           |
| <b>TOTAL</b> . . . . .            |  | <b>48,686</b> |

The following figures show the percentage of cost of European education borne by public funds, fees and other private funds respectively.

| Province.                              | PERCENTAGE OF COST OF EUROPEAN EDUCATION BORNE BY |             |                      |
|--|---|-------------|----------------------|
|  | Public funds.                                     | Fees.       | Other private funds. |
| Madras . . . . .                       | 34.9  | 26.3        | 38.8                 |
| Bombay . . . . .                       | 34.7  | 41.7        | 23.6                 |
| Bengal . . . . .                       | 25.9  | 42.4        | 31.7                 |
| United Provinces . . . . .             | 38.2  | 34.7        | 27.1                 |
| Punjab . . . . .                       | 53.8  | 24.2        | 22.0                 |
| Burma . . . . .                        | 28.4  | 48.2        | 23.4                 |
| Bihar and Orissa . . . . .             | 36.1  | 39.6        | 24.3                 |
| Central Provinces . . . . .            | 24.9  | 37.8        | 37.3                 |
| Assam . . . . .                        | 20.0  | 65.6        | 14.4                 |
| North-West Frontier Province . . . . . | 37.7  | 62.3        | —                    |
| <b>TOTAL—British India . . . . .</b>   | <b>32.9</b>                                       | <b>38.0</b> | <b>29.1</b>          |

During the year some important changes were made in the courses of study. In the United Provinces the curriculum for European schools was overhauled and a new schedule of studies was prescribed by the Education Department. The main object of the revision of the courses was to ensure that no important element should be left out from the scheme of school studies in any school. The obligatory subjects will include the history of India and civics. The Inspector says, "It will now be possible to adopt from the alternatives set for the school certificate examination a scheme of study that will be well-suited to the needs of the children reading in these schools, a scheme that will be in harmony with their surroundings". The revision thus meets the criticism sometimes made that the Cambridge examinations impose on European schools a system of education which is unsuited to the circumstances of the domiciled community. In Madras also the syllabuses of studies for European schools have been revised and in Bengal a new code of regulations for European schools came into force on the 1st January 1929. In the Bombay presidency a conference of the heads of European girls' schools was held. At this conference, over which the Inspector presided, important questions regarding the curriculum of girls' schools were discussed. Changes have taken place also in examinations. The United Provinces have abolished the Cambridge Preliminary examination as its influence on the work of the schools was considered to be harmful. But the Cambridge Junior and School Certificate examinations are still retained in the United Provinces. In the Central Provinces the Cambridge School Certificate examination has taken the place of a departmental high school examination. In the Punjab the schools have obtained relief from a multiplicity of external examinations by the abolition of the Cambridge Junior examination and the departmental high school examination. The final school examination in the Punjab is now the Cambridge School Certificate examination.

It is encouraging to find that in some provinces boys from European schools are passing examinations which admit them to the degree courses of Indian universities. In Calcutta three schools prepare boys for the Intermediate examination of the Calcutta University. Of the eighteen boys sent up during the year by these schools seventeen passed. In the United Provinces there are four, and in the Punjab three, schools teaching up to the intermediate standard. In all provinces the number of Indians who read in European schools is increasing. The relations subsisting between Anglo-Indian and Indian boys are usually excellent. The Punjab report says, "It is pleasant to record that most of the Indian boys take an active part in the general activities of the schools and that there is a real spirit of comradeship between them and their Anglo-Indian comrades. Indeed in one of the larger schools an Indian boy was captain of the hockey team and also a prefect, while one of the best middle weight boxers in the Punjab schools was an Indian boy". An interesting feature of the European school system in Bengal is the extent to which vocational training is given in the schools. Of the 64 institutions for general education, 22 had technical or vocational classes attached to them. These included courses in commerce, agriculture, and telegraphy for boys and courses in domestic science, dress-making, needle-work, cookery and nursing for girls.

#### VIII. EDUCATION OF MUHAMMADANS.

*Statistics.*—The number of Muhammadan scholars in various institutions during 1928 and 1929 was as follows:—

| Institutions.                   | NUMBER OF MUHAMMADAN SCHOLARS ON MARCH 31ST. |          |           |           |          |           |
|---------------------------------|--|----------|-----------|-----------|----------|-----------|
|                                 | 1928.  |          |           | 1929.     |          |           |
|                                 | Males.                                       | Females. | Total.    | Males.    | Females. | Total.    |
| Arts colleges and Universities. | 8,448  | 35       | 8,483     | 8,699     | 46       | 8,745     |
| Professional colleges.          | 2,344  | 9        | 2,353     | 2,419     | 9        | 2,428     |
| Secondary and primary schools.  | 2,166,798                                    | 439,846  | 2,606,644 | 2,261,628 | 469,645  | 2,721,173 |
| Special schools.                | 156,771                                      | 1,325    | 158,096   | 147,780   | 1,603    | 149,383   |
| Unrecognised institutions.      | 168,281                                      | 76,735   | 235,016   | 162,921   | 70,519   | 233,440   |
| Total                           | 2,502,642                                    | 507,950  | 3,010,592 | 2,573,347 | 541,822  | 3,115,169 |
| Percentage of population.       | 8.0  | 1.8      | 5.0       | 8.3       | 1.9      | 5.2       |

There was a fall of about 9,000 Muhammadan scholars reading in special schools which may be ascribed mainly to the closure of inefficient schools for adults in the Punjab. The enrolment in unrecognised institutions also decreased slightly during the year but no reliance can be placed on the returns of these ephemeral institutions. The percentage of Muhammadan scholars to population increased by 0.2 to 5.2 as against an increase of 0.16 (from 4.76 to 4.92) in the case of pupils of all communities taken together. Judged by these statistics Muhammadan education seems to have

progressed at a satisfactory pace. But a closer examination of the figures will show that the Muhammadan community cannot derive much satisfaction from them. Out of a total of 3,115,169 Muhammadan pupils in all types of institutions on March 31, 1929, there were 2,015,968 in classes I and II of primary and secondary schools, *i.e.*, in infant classes. A considerable number of the infants were in madrasahs, maktabas, mulla and Koran schools, which are extremely inefficient institutions, and there were 233,440 in unrecognised institutions, of which the great majority are imparting secular education of a very poor quality.

In order to estimate the real educational progress of the community we should include in the category of "pupils" only those who are receiving education in classes above class II in recognised institutions. The following table gives the facts:—

| Province.                      | PERCENTAGE OF MALES.   |  | PERCENTAGE OF FEMALES.                                       |  |
|--------------------------------|--|--|--|--|
|                                | Muham-<br>madan popu-<br>lation of<br>total popu-<br>lation. | Muham-<br>madan<br>pupils* of<br>total<br>pupils.* | Muham-<br>madan popu-<br>lation of<br>total popu-<br>lation. | Muham-<br>madan<br>pupils* of<br>total<br>pupils*. |
| Madras . . . . .               | 6·7  | 8·3  | 6·7  | 8·1  |
| Bombay . . . . .               | 20·8   | 14·4   | 18·6   | 11·2   |
| Bengal . . . . .               | 53·7   | 32·4   | 54·4   | 30·5   |
| United Provinces . . . . .     | 14·2   | 15·9   | 14·3   | 7·7  |
| Punjab . . . . .               | 54·8   | 42·7   | 56·0   | 24·0   |
| Burma . . . . .                | 4·7  | 5·7  | 2·9  | 2·4  |
| Bihar and Orissa . . . . .     | 10·8   | 9·3  | 10·9   | 12·6   |
| Central Provinces . . . . .    | 4·2  | 9·0  | 3·9  | 5·9  |
| Assam . . . . .                | 29·1   | 17·8   | 28·8   | 7·8  |
| <b>BRITISH INDIA . . . . .</b> | <b>24·5</b>  | <b>19·7</b>  | <b>23·6</b>  | <b>12·7</b>  |

\* Pupils in classes above class II of recognised institutions for general education.

The table is instructive. It shows that in all provinces in which Muhammadans constitute more than 15 per cent. of the population, the ratio of Muhammadan pupils to total pupils, both male and female, is considerably below their ratio to the population. The position is especially unsatisfactory in Bengal, the Punjab and Assam. In provinces in which the Muhammadans are less than 15 per cent. of the population, the position is much better. But the figures, taken as a whole, show that the Muhammadan community has not made satisfactory progress in education. The chief cause of the educational backwardness of Muhammadan education is the reluctance of the members of the community to avail themselves of the public undenominational system of education. The Hartog Committee has shown how the Muhammadan pupils of special schools are very seriously handicapped in climbing the educational ladder not only by the inefficiency of most of these institutions but also because, having begun their education in institutions which stand outside the ordinary organization of schools, it is not easy for them to take their place later in the

ordinary schools and colleges. The Committee said that they had no doubt that it was both in the public interest and in the interest of the Muhammadan community that the segregate Muhammadan institutions should be replaced by a system under which Muhammadan pupils in all stages will take their place in ordinary schools side by side with the pupils of other communities. In the past the special institutions have undoubtedly brought Muhammadan pupils under some form of instruction more extensively and quickly than would have been the case had the only facilities been those afforded by the publicly managed schools. But "these institutions have done but little to raise the general standard of education among Muhammadans to that of other communities". In Bengal, where the Muhammadan population is 54 per cent. of the total population, there were only 17,759 Muhammadan pupils in the high stage of secondary education as against 94,451 Hindu pupils. The disproportion in numbers prompted the Inspector of Schools, Chittagong, (who is himself a Muhammadan) to say, with reference particularly to madrasahs of the old type: "These institutions are cropping up everywhere choking all the secular and reformed institutions. It is time that something was done to prevent this deplorable waste of energy of an already backward community." A Muhammadan inspector in the Bombay presidency writes in a similar strain: "Those madrasahs that receive grant-in-aid from provincial and other funds, though they include the teaching of Urdu and other subjects in their curriculum, practically pay no attention to the teaching of these subjects . . . . The rudimentary smattering gained at the maktabs is forgotten almost as soon as the children leave school. This means that almost all children studying in the maktabs quickly relapse into illiteracy."

#### IX. EDUCATION OF THE DEPRESSED CLASSES.

*Statistics.*—The number of depressed class pupils under instruction in the seven major provinces, for which figures are available, was as follows:—

| Province.                             | NUMBER OF PUPILS ON MARCH 31ST. |                  |                       |
|---------------------------------------|---------------------------------|------------------|-----------------------|
|                                       | 1928.                           | 1929.            | Increase or decrease. |
| Madras . . . . .                      | 292,540                         | 324,862          | +31,622               |
| Bombay . . . . .                      | 61,750                          | 61,048           | —702                  |
| Bengal . . . . .                      | 367,910                         | 405,643          | +37,733               |
| United Provinces . . . . .            | 104,181                         | 119,152          | +14,971               |
| Punjab . . . . .                      | 26,731                          | 28,071           | +1,340                |
| Bihar and Orissa . . . . .            | 25,608                          | 23,562           | —2,046                |
| Central Provinces and Barar . . . . . | 40,848                          | 43,487           | +2,639                |
| <b>TOTAL . . . . .</b>                | <b>919,568</b>                  | <b>1,005,125</b> | <b>+85,557</b>        |

In spite of the decrease of nearly 3,000 scholars in Bombay and Bihar and Orissa, the number of depressed class pupils as a whole increased by 9·2 per cent., the corresponding figure for pupils of all communities taken together being only 3·5 per cent. The rate

of expansion, notwithstanding all obstacles, has thus been considerable. The percentage of pupils to the total depressed class population has increased to 3.5 (by 0.5 per cent.) as against 4.9 in the case of all pupils. The considerable fall in the number of scholars in Bihar and Orissa is said to be due to the closure, owing to lack of funds, of weak schools, to floods and epidemics and to the amalgamation of certain schools.

Far more encouraging than these figures is the fact, to which several provincial reports make pointed reference, that the prejudices which have for centuries worked to the detriment of low caste people are disappearing. The United Provinces report says that almost all inspectors report the breakdown of prejudice against the depressed classes. One inspector writes, "The attendance of the depressed classes is falling in the so-called depressed class schools but the fact is not regrettable as their number is increasing in the ordinary schools". Another inspector remarks that this increase "shows that caste prejudices are gradually declining". A number of students belonging to the depressed classes have been trained as teachers in the United Provinces and as such will greatly help in the uplift of the community. In the Punjab it is the policy of Government to encourage the depressed classes in the ordinary schools rather than to institute separate schools for them. This policy is in the best interests of these classes, as special schools for them tend to crystallize disabilities which are now tending to disappear, and is meeting with success. One inspector writes, "Except in large towns where special schools for the low castes are provided, the boys of the depressed classes attend the ordinary schools where they receive exactly the same treatment as the caste boys. In the beginning, no doubt, the high caste boys feel a little reluctant to mix with the low caste boys, but the teachers' equal treatment gradually breaks down their prejudices, and they begin to play and mix with them as freely as if the low caste children were their own kith and kin. In villages, this shyness on the part of the caste children wears off very quickly but in the towns it takes a longer time to disappear". Another inspector says that "generally speaking the depressed classes are now showing a very keen interest in their educational advance; and the future is full of promise". Almost equally encouraging is the report from the Bombay presidency. "In the central division and southern division the old prejudices are said to be gradually dying out and a marked improvement in the attitude of the public in general towards these classes is reported. In the Bombay division there have been a few cases in which proper seating accommodation was not provided and in the northern division old-fashioned prejudices led to trouble of a similar nature in a few cases. But the problem of untouchability is being tackled with tact and firmness." In Madras this advance in recent years has been marked. During the year 122 schools held in *agraharams*, *chavadis*, etc., from which the depressed class children were excluded were removed to places accessible to them. Of 17,626 schools under public management in the Madras presidency 15,744 are accessible to the children of



depressed classes and in 7,023 the children of the depressed classes are admitted freely. On the other hand in the Central Provinces prejudices persist. In the Berar Circle "the depressed class communities complain that they find it difficult to secure admission in anglo-vernacular schools of all types on merit alone". The Government of the Central Provinces are making a comprehensive examination of the problem. They placed an officer of the Indian Educational Service on special duty to study the whole question of the education of the depressed classes and to make recommendations. He toured extensively and got into touch with leaders of the community. In the Punjab also the Government placed a senior officer on special duty "to examine the present position and to make recommendations for future improvement". The reports of these officers belong to next year's review, in which they will be discussed.

#### X. MISCELLANEOUS.

*Education in legislative bodies.*—All provincial legislative councils have shown a keen interest in educational affairs. In the Bengal Legislative Council a Bill making some important amendments to the Dacca University Act was passed. By the new Bill the Academic Council was made a purely advisory body, all executive functions being centred in the Executive Council, and the University was enabled to recognise teaching given in the Training College and College of Engineering. A non-official member's Bill, designed to increase the elective element on the Senate of the Calcutta University, was introduced but consideration was postponed in view of the fact that Government proposed to bring forward their own Bill. A Bengal (Rural) Primary Education Bill was introduced and referred to a select committee. The increasing interest of members in girls' education was reflected in a resolution, which was passed, recommending to Government "that steps be taken at once for the expansion and development of female education by establishing one high English school (for girls) at the headquarters of each district". The Madras Council gave a considerable amount of attention to university legislation and about 200 questions were asked, mainly relating to admission of students to educational institutions, appointments of members of various communities to the educational service, courses of study, grants-in-aid and physical education. The Bihar and Orissa Council recommended that Government should take steps to equip the Ravenshaw College for post-graduate teaching in all Arts subjects and for Honours teaching in Science and that they should make annual grants to district boards for the opening of libraries in important villages. Both resolutions were withdrawn, as Government were taking action along the lines recommended. In the budget debate there was a motion for the reduction in the number of divisional inspectors but Government were able to show that the work of the Education Department had considerably increased during the last few years and the motion was withdrawn. In the United Provinces two resolutions were adopted. One asked that

elections to university bodies should be made by means of the single transferable vote in order to safeguard the interests of minorities; the second recommended the provision of special facilities for the education of the depressed classes. Other matters discussed, during the budget debate, were the expansion of girls' education and the need for economy in university education. In the *Punjab* important debates were held on a variety of topics, including the intensive development of compulsory education, the education of girls, special educational facilities for the children of agriculturists, the location of intermediate colleges and the introduction of military training in colleges. In the central legislature, the Legislative Assembly adopted a resolution recommending the expansion of facilities for the education of girls and women in the territories administered by the Government of India. In the course of the debate on this resolution, it was pointed out that the Government had already decided to appoint a committee, consisting of educational experts and representatives of the Assembly, to investigate the problems of primary education for boys and girls and of the education of untouchables in these areas. The Committee was appointed after the close of the year under review.

*Boy Scouts and Girl Guides.*—These movements are making progress in all provinces. In *Bengal* there were 53 local associations. Government distributed a sum of Rs. 4,000 amongst schools for equipment and camp expenses. In *Madras* there were 600 units with a total strength of 13,000 scouts of all ranks. "Side by side with the increase in numbers efficiency has also increased as is evidenced by the large number of proficiency badges won during the year by the various units at the rallies and competitions conducted by the different associations all over the province." The movement has not only taken deep root in the secondary schools but has also spread to the villages. The districts are reported to be self-supporting as regards finance; parents and the public have contributed largely. The Girl Guides Association has at the request of the Madras Corporation introduced guiding into their schools. "This meant thirty new companies and the first step that was taken was the institution of a training class for teachers." The *Bombay* Government gives a grant of Rs. 40,000 per annum to the Boy Scouts Association. The number of scouts of all ranks in the presidency now exceeds 28,000. The number of local associations increased by 11 to 138 and a special feature of the year was the formation of local associations in rural areas. The *Seva Samiti* and *Baden-Powell* Associations in the *United Provinces* have well maintained their progress and have now, between them, a total enrolment of about 24,000 scouts. The special feature of both associations during the year was the number of successful training camps. Government give each association a recurring grant of Rs. 12,000 per annum. The Girl Guides Association is extending its work, with the help of a grant of Rs. 5,000 per annum from Government. It greatly benefited from the services of a trainer from England who worked with the Association for part of the year. Inspectors in the *Punjab* write

hopefully of the efforts which have been made to encourage in the scouts a spirit of service and of self-help. The Director says that it would be difficult to overestimate the valuable and healthy influence which the boy scout movement is exercising on the lives of the boys of the province. In the *Central Provinces* the Boy Scouts Association records a year of remarkable activity; the enrolment of scouts of all ranks increased by 6,731 from 13,428 to 20,159. The Director, writing of the social work done by the scouts, says, "Scouts have been particularly useful in guarding bridges where dense masses of people have been crossing, in acting as life-saving guards on the ghats, in looking after lost children, in rendering first-aid, in helping the police with heavy traffic, etc.". The Director of Public Instruction, *Bihar and Orissa*, writes of the movement with restraint. He says, "The boy scout movement continues to spread. One report, however, speaks of sacrificing quality to quantity and another of troops maintained only for spectacular purposes. It is undoubtedly difficult to keep the true scout spirit alive, though in many cases social service is being performed by individual troops". These words contain a warning which might be applied more widely, as there is a tendency in other provinces also to emphasize work of a kind which attracts public notice to the neglect of activities which require thorough training. For this reason scouts in *Burma* have pursued a policy of concentration, aiming rather at quality than quantity. There are now 125 troops with about 3,200 scouts, over a thousand less than last year. The Secretary of the Association says, "There would be little difficulty in increasing numbers very considerably but unless troops are efficiently run they discredit the movement". The work of the girl guides also "centred on the better training and efficiency of existing companies and flocks rather than on the establishment of new ones". The number of guiders more than doubled during the year but still "the crying need was for trained and experienced guiders and some companies had to close down owing to the departure of the guider". In *Assam* the number of scouts of all ranks rose from 2,978 to 3,414 and "the girl guides and blue birds of Sylhet are gradually securing the appreciation of Indian ladies of the town". In the *North-West Frontier Province* the Education Department has been able to enlist the co-operation of many gentlemen, official and non-official, in the movement, with the result that the province has a boy scouts association with considerable public favour and support behind it. Tangible evidence of this support was given when an appeal was made for subscriptions towards the expenses of the contingent of Frontier boy scouts who were sent to the International Jamboree at Birkenhead. A sum of Rs. 25,000 was raised for this purpose. This was a remarkable achievement for the smallest of the provinces.

*Discipline.*—The boy scout movement has had an excellent effect in all provinces in creating amongst boys an active sense of good discipline. But respect for the authority of the teacher has not a strong hold on the student community and they are easily

led astray by influences from outside. In Bombay some colleges complain of the disturbing activities of the Youth League, "in consequence of which a certain number of students have from time to time absented themselves from lectures". In Assam there is much room for improvement. "Students and school boys seem to regard themselves, and are treated by those who ought to know better, as serious politicians. They are given an exaggerated and false idea of their own importance, and regard themselves as seriously as if they were responsible citizens, earning their own living, contributing to the finances of the State and entitled to a say in its Government. The result is evident in the manners of a very large number of college students and schools boys. They have little or no respect for position or age, resent any enforcement of discipline and flout authority whether that of their parents or that of their teachers."

*The Chiefs' Colleges.*—The following was the enrolment at these colleges during the year:—

|                                     |     |
|-------------------------------------|-----|
| Mayo College, Ajmer . . . . .       | 101 |
| Aitchison College, Lahore . . . . . | 106 |
| Daly College, Indore . . . . .      | 75  |
| Rajkumar College, Rajkot . . . . .  | 39  |
| Rajkumar College, Raipur . . . . .  | 50  |

The number of candidates who appeared for the final diploma examination, conducted by the Government of India, was 33 of whom 21 passed.

The Mayo College, Ajmer, did particularly well in the diploma examination, passing ten out of twelve presented and securing the first three places. The Aitchison College, Lahore, had a successful year. The Principal aims at a high standard of work but is hampered by the fact that the Indian staff of the college are inadequately paid. A new science building has been completed and equipped at the Daly College, Indore. The college maintained its reputation for vigorous life, both in the class-rooms and on the playing fields. The Rajkumar College, Rajkot, has a small enrolment and therefore the boys receive more individual attention than at the other colleges. The Princes and Chiefs of Kathiawar express their interest in the college by financial support and consequently it is in a sound condition. The Rajkumar College, Raipur, has introduced an interesting experiment in school discipline, of which the object is "to make senior boys feel that they are not being kept in leading strings but are expected and trusted to look after themselves to an appreciable extent". But there are defects in the colleges. In some of them separate dining arrangements are made for the students, who thus do not obtain the full benefit of a residential school education. In some boarding houses boys differing greatly in age live together and it is common to find a great difference in age between the youngest and the eldest boy in a class. In some colleges the students are permitted to have private servants, a privilege which is bad for discipline.

*Education of defectives.*—The following table shows the number of institutions for the education of defectives in India and their enrolment :—

| Province.                      | Number of schools |                | Number of pupils. |            |            |
|--------------------------------|-------------------|----------------|-------------------|------------|------------|
|                                | For deaf-mutes.   | For the blind. | Deaf-mutes.       | Blind.     | Total.     |
| Madras . . . . .               | 2                 | 4*             | 156               | 122        | 278        |
| Bombay . . . . .               | 4                 | 3              | 157               | 125        | 282        |
| Bengal . . . . .               | 6                 | 1              | 205               | 77         | 282        |
| Punjab† . . . . .              | —                 | 1              | —                 | 29         | 29         |
| Burma . . . . .                | —                 | 2              | —                 | 44         | 44         |
| Bihar and Orissa . . . . .     | —                 | 2              | —                 | 53         | 53         |
| Central Provinces and Berar    | 1                 | —              | 21                | —          | 21         |
| <b>TOTAL (British India)</b> . | <b>13</b>         | <b>13</b>      | <b>539</b>        | <b>450</b> | <b>989</b> |

\* One of these schools is a combined institution for the blind and for deaf-mutes.

† There is also in the Punjab an aided school for defectives which had an enrolment of 36 pupils.

In the school for the blind at Palamcottah in the Madras Presidency an attempt is being made to transliterate books for general reading into Braille. Other institutions for defectives which deserve mention are the Children's House at Kurseong, Bengal, with 19 pupils; the Leper School at Bapatla, Madras Presidency, with 12 pupils; and the Leper Asylum at Purulia, Bihar and Orissa, with 177 pupils.

**A. H. MACKENZIE.**

# APPENDIX.

## BRITISH INDIA.

### General Educational Tables, 1928-29.

#### INDEX.

|   | PAGES. |
|---|--------|
| General Summary of Educational Institutions and Scholars . . . . .                            | 52     |
| General Summary of Expenditure on Education . . . . .   | 53     |
| Explanations . . . . .  | 54     |
| I. Classification of Educational Institutions . . . . .                                       | 55     |
| II-A. Distribution of Scholars attending Educational Institutions<br>for Males . . . . .      | 56—57  |
| II-B. Distribution of Scholars attending Educational Institutions<br>for Females . . . . .    | 58—59  |
| III-A. Expenditure on Education for Males . . . . .   | 60—62  |
| III-B. Expenditure on Education for Females . . . . .   | 63—65  |
| IV-A. Race or Creed of Male Scholars receiving General Education                              | 66     |
| IV-B. Race or Creed of Female Scholars receiving General<br>Education . . . . .               | 67     |
| V-A. Race or Creed of Male Scholars receiving Vocational and<br>Special Education . . . . .   | 68     |
| V-B. Race or Creed of Female Scholars receiving Vocational and<br>Special Education . . . . . | 69     |
| VI-A. Men Teachers . . . . .  | 70     |
| VI-B. Women Teachers . . . . .  | 71     |
| VII. European Education . . . . .   | 72     |
| VIII. Examination Results . . . . .   | 73—74  |

## General Summary of Educational Institutions and Scholars.

|                                |             | Percentage of Scholars to population. |       |                   |       |      |  |
|--------------------------------|-------------|---------------------------------------|-------|-------------------|-------|------|--|
|                                |             | Recognised Institutions.              |       | All Institutions. |       |      |  |
|                                |             | 1929.                                 | 1928. | 1929.             | 1928. |      |  |
| Area in square miles . . . . . | 1,091,385   |                                       |       |                   |       |      |  |
| Population --                  |             |                                       |       |                   |       |      |  |
| Males . . . . .                | 127,042,463 | Males . . . . .                       | 7.49  | 7.29              | 7.89  | 7.70 |  |
| Females : . . . . .            | 120,235,463 | Females . . . . .                     | 1.69  | 1.58              | 1.78  | 1.66 |  |
| Total . . . . .                | 247,327,946 | Total . . . . .                       | 4.67  | 4.51              | 4.92  | 4.76 |  |

| Recognised Institutions.        | Institutions. |         |                       | Scholars.  |            |                       | Stages of Instruction of Scholars entered in column 4. |
|---------------------------------|---------------|---------|-----------------------|------------|------------|-----------------------|--|
|                                 | 1929.         | 1928.   | Increase or decrease. | 1929.      | 1928.      | Increase or decrease. |  |
|                                 | 1             | 2       | 3                     | 4          | 5          | 6                     |  |
| Universities . . . . .          | 16            | 15      | +1                    | (a)8,078   | 7,563      | +516                  | ...  |
| For Males.                      |               |         |                       |            |            |                       |  |
| Arts Colleges . . . . .         | 238           | 217     | +6                    | 67,168     | 64,638     | +2,531                | { (a)21,959<br>(b)42,845<br>(c) 1,605                  |
| Professional Colleges . . . . . | 64            | 64      | ...                   | 17,425     | 16,962     | +463                  | { (a)13,055<br>(b) 2,340                               |
| High Schools . . . . .          | 2,556         | 2,407   | +59                   | 809,564    | 771,927    | +37,637               | { (c) 606,379<br>(d)203,185                            |
| Middle Schools . . . . .        | 9,010         | 8,528   | +482                  | 1,142,929  | 1,083,289  | +59,640               | { (c)379,761<br>(d)763,168                             |
| Primary Schools . . . . .       | 171,866       | 168,648 | +2,738                | 7,880,619  | 7,661,667  | +218,952              | (d)7,880,619   |
| Special Schools . . . . .       | 8,601         | 9,893   | -1,037                | 313,032    | 340,571    | -27,539               | ...  |
| Totals . . . . .                | 192,040       | 189,792 | +2,248                | 10,230,732 | 9,939,048  | +291,684              | ...  |
| For Females.                    |               |         |                       |            |            |                       |  |
| Arts Colleges . . . . .         | 19            | 19      | ...                   | 1,364      | 1,320      | +44                   | { (a)296<br>(b)781<br>(c) +287                         |
| Professional Colleges . . . . . | 7             | 7       | ...                   | 227        | 200        | +27                   | { (a)153<br>(b) 66                                     |
| High Schools . . . . .          | 278           | 262     | +16                   | 63,604     | 56,927     | +6,677                | { (c)32,331<br>(d)31,273                               |
| Middle Schools . . . . .        | 743           | 712     | +81                   | 95,879     | 90,411     | +5,468                | { (c)21,357<br>(d)74,522                               |
| Primary Schools . . . . .       | 30,302        | 28,651  | +1,651                | 1,132,972  | 1,051,301  | +81,671               | (d)1,132,972   |
| Special Schools . . . . .       | 389           | 352     | +37                   | 14,641     | 13,387     | +1,254                | ...  |
| Totals . . . . .                | 31,738        | 30,003  | +1,735                | 1,306,687  | 1,213,546  | +93,141               | ...  |
| Unrecognised Institutions.      |               |         |                       |            |            |                       |  |
| For Males . . . . .             | 30,792        | 31,536  | -744                  | 541,470    | 545,854    | -4,384                | ...  |
| For Females . . . . .           | 3,430         | 3,378   | +52                   | 76,672     | 69,212     | +7,660                | ...  |
| Totals . . . . .                | 34,222        | 34,914  | -692                  | 618,342    | 615,066    | +3,276                | ...  |
| Grand Totals . . . . .          | 258,016       | 254,724 | +3,292                | 12,165,839 | 11,775,222 | +390,617              | ...  |

(a) In Graduate and post-graduate classes.

(b) In Intermediate classes.

(c) In Secondary stage.

(d) In Primary stage.

(e) Includes 29 scholars of professional colleges in Burma and 97 Law scholars in Delhi.

\* Includes 43 scholars in secondary stage in Assam.

† Includes 170 scholars in primary stage in Bangalore.

‡ Includes 36 scholars in secondary stage in Assam.

NOTE 1.—There are also 6 Boards of Secondary and Intermediate Education in British India which are not separately shown in this table.

NOTE 2.—Details under column 7 do not in some cases agree with the totals under column 4 as classification by stages in respect of all scholars has not been furnished by all provinces.

General Summary of Expenditure on Education.

|   | TOTAL EXPENDITURE.  |                        |                       | PERCENTAGE OF EXPENDITURE FROM |              |             |                | COST PER SCHOLAR TO |               |              |                | Total cost per scholar. |
|---|---------------------|------------------------|-----------------------|--------------------------------|--------------|-------------|----------------|---------------------|---------------|--------------|----------------|-------------------------|
|   | 1929.               | 1928.                  | Increase or decrease. | Govt. funds.                   | Local funds. | Fees.       | Other sources. | Govt. funds.        | Local funds.  | Fees.        | Other sources. |                         |
|   | 1                   | 2                      | 3                     | 4                              | 5            | 6           | 7              | 8                   | 9             | 10           | 11             |                         |
|   | Rs.                 | Rs.                    | Rs.                   |                                |              |             |                | Rs. a p.            | Rs. a p.      | Rs. a p.     | Rs. a p.       | Rs. a p.                |
| Direction and Inspection                        | 1,11,55,007         | 1,11,11,840            | +43,667               | 93.1                           | 6.6          | ...         | 0.8            | ...                 | ...           | ...          | ...            | ...                     |
| Universities                                    | 1,43,29,539         | 1,11,58,956            | +31,70,583            | 54.5                           | ...          | 31.1        | 14.4           | ...                 | ...           | ...          | ...            | ...                     |
| Boards of Secondary and Intermediate Education. | 3,17,351            | 2,93,413               | +23,938               | 18.4                           | ...          | 81.6        | ...            | ...                 | ...           | ...          | ...            | ...                     |
| †Miscellaneous                                  | 4,95,37,521         | 5,12,14,579            | -16,57,058            | 45.2                           | 12.1         | 15.0        | 27.7           | ...                 | ...           | ...          | ...            | ...                     |
| <b>TOTALS</b>                                   | <b>7,53,59,418</b>  | <b>7,37,78,288</b>     | <b>+15,81,130</b>     | <b>54.0</b>                    | <b>8.9</b>   | <b>16.1</b> | <b>21.0</b>    | <b>...</b>          | <b>...</b>    | <b>...</b>   | <b>...</b>     | <b>...</b>              |
| <i>Institutions for Males.</i>                  |                     |                        |                       |                                |              |             |                |                     |               |              |                |                         |
| Arts Colleges                                   | 1,36,22,921         | 1,28,43,219            | +7,79,702             | 42.7                           | 0.5          | 42.7        | 14.1           | 88 10 10            | 1 0 4         | 88 13 6      | 29 5 11        | 207 14 7                |
| Professional Colleges                           | 77,81,172           | 75,62,826              | +1,98,346             | 73.6                           | 3.2          | 19.2        | 5.0            | 320 8 11            | 9 10 7        | 33 8 9       | 21 14 7        | 435 10 10               |
| High Schools                                    | 4,42,01,804         | 4,18,68,131            | +23,33,673            | 31.9                           | 3.5          | 50.0        | 14.6           | 16 10 6             | 1 13 5        | 26 1 6       | 7 9 10         | 52 3 3                  |
| Middle Schools                                  | 2,26,94,909         | (a)2,11,43,473         | +15,51,436            | 38.4                           | 24.1         | 26.8        | 10.7           | 7 9 10              | 4 12 7        | 5 5 2        | 2 2 1          | 19 13 8                 |
| Primary Schools                                 | 6,50,79,192         | (a)6,23,69,925         | +27,09,267            | 51.6                           | 30.8         | 8.3         | 9.3            | 4 4 3               | 2 8 8         | 0 10 11      | 0 13 4         | 8 4 2                   |
| Special Schools                                 | 1,78,51,557         | 1,59,73,362            | +18,78,195            | 66.3                           | 4.0          | 9.9         | 19.8           | 36 11 9             | 2 3 10        | 5 7 5        | 10 15 11       | 55 6 11                 |
| <b>TOTALS</b>                                   | <b>17,07,11,555</b> | <b>(a)16,17,60,926</b> | <b>+89,50,619</b>     | <b>46.6</b>                    | <b>16.4</b>  | <b>24.9</b> | <b>12.1</b>    | <b>7 12 5</b>       | <b>2 11 8</b> | <b>4 2 4</b> | <b>2 0 4</b>   | <b>16 10 9</b>          |
| <i>Institutions for Females.</i>                |                     |                        |                       |                                |              |             |                |                     |               |              |                |                         |
| Arts Colleges                                   | 5,27,801            | 5,12,865               | +14,936               | 60.8                           | 0.9          | 17.8        | 20.5           | 277 4 4             | 4 3 3         | 81 1 8       | 93 2 7         | 455 11 10               |
| Professional Colleges                           | 2,74,779            | 2,72,122               | +2,657                | 83.7                           | ...          | 11.8        | 4.5            | 1,013 4 11          | ...           | 142 12 8     | 54 4 1         | 1,210 7 8               |
| High Schools                                    | 61,20,655           | 57,63,418              | +3,57,237             | 44.0                           | 1.7          | 32.9        | 21.4           | 41 10 11            | 1 9 8         | 31 3 0       | 20 4 6         | 94 12 1                 |
| Middle Schools                                  | 37,14,921           | 34,55,659              | +2,59,262             | 38.5                           | 13.6         | 16.1        | 31.8           | 14 14 5             | 5 4 5         | 6 3 9        | 12 5 4         | 36 11 11                |
| Primary Schools                                 | 1,14,88,249         | 1,05,01,330            | +9,86,869             | 44.7                           | 35.8         | 3.2         | 16.3           | 4 8 6               | 8 10 2        | 0 5 2        | 1 10 5         | 10 2 3                  |
| Special Schools                                 | 25,34,875           | 22,32,657              | +3,02,218             | 66.4                           | 1.6          | 4.4         | 27.6           | 115 0 9             | 2 11 9        | 7 9 4        | 47 12 3        | 178 2 1                 |
| <b>TOTALS</b>                                   | <b>2,46,61,280</b>  | <b>2,27,38,101</b>     | <b>+19,23,179</b>     | <b>46.7</b>                    | <b>19.3</b>  | <b>13.0</b> | <b>21.0</b>    | <b>8 12 9</b>       | <b>3 10 4</b> | <b>2 7 1</b> | <b>3 15 4</b>  | <b>18 13 6</b>          |
| <b>GRAND TOTALS</b>                             | <b>27,07,32,253</b> | <b>(a)25,82,77,325</b> | <b>+1,24,54,928</b>   | <b>48.7</b>                    | <b>14.6</b>  | <b>21.3</b> | <b>15.4</b>    | <b>11 6 8</b>       | <b>3 6 7</b>  | <b>5 0 1</b> | <b>3 9 9</b>   | <b>23 7 1</b>           |

N.B.—For explanation of certain terms used in the tables please see overleaf.

\* Include both District Board and Municipal Funds.

† Includes expenditure on buildings.

(a) Revised.



## EXPLANATIONS.

1. *School Year*.—In these tables the school year is assumed to coincide with the financial year, *i.e.*, to extend from April 1st of one year to March 31st of the next, though in actual practice some institutions, *e.g.*, European schools, may close in December and others, *e.g.*, colleges, in May.

2. *Recognised Institutions* are those in which the course of study followed is that which is prescribed or recognised by the Department of Public Instruction or by a University or a Board of Secondary and Intermediate Education constituted by law and which satisfy one or more of these authorities, as the case may be, that they attain to a reasonable standard of efficiency. They are open to inspection and their pupils are ordinarily eligible for admission to public examinations and tests held by the Department or the University or the Board.

3. *Unrecognised Institutions* are those which do not come under the above definition of recognised institutions. They are for the most part indigenous institutions for education of a religious character.

4. *Other sources* include income from endowments, subscriptions, contributions, etc.

5. *Classification*.—In tables IV-A and IV-B, Class I represents the lowest class in the school, whether called infant class, sub-standard A or Class I. Where the number of school classes exceeds 10, the additional classes should be entered in the space left blank below X and numbered for the purposes of this table XI and XII.

6. *Intermediate colleges and examinations*.—An "Intermediate college" means an institution preparing students for admission to the degree courses of a University or for entrance into vocational colleges. The Intermediate examination means an examination qualifying for admission to a course of studies for a degree.

7. *European scholars* are included in the General Summary and General Tables II-A and B, IV-A and B, V-A and B, VIII and IX. The expenditure on European Schools is included in the General Summary and General Tables III-A and B. *Teachers* in European Schools are included in Tables VI-A and B.

8. All statistics refer to Recognised Institutions only, except where side-headings for Unrecognised Institutions are entered.

9. In Tables IV-A and B and V-A and B, the top-heading "*Hindus*" may be sub-divided into such necessary sub-headings as may be considered suitable in each province, *e.g.*, "*Higher castes*" and "*Depressed*" or "*Backward classes*", or "*Brahmins*" and "*Non-Brahmins*", etc. [In the consolidated tables for all India, all Hindu scholars will, however, be entered in one column only.]

10. Table IX is prepared at the end of each Quinquennium and gives figures for the last year of the Quinquennium only.

11. In calculating the expenditure from Government, District Board or Municipal Funds, entered in Tables III-A and B and other expenditure tables, all payments or contributions from fees and other sources, which are credited to such funds, should be deducted.

## I.—Classification of Educational Institutions.

|   | FOR MALES.   |                 |                  |                |               |                | FOR FEMALES. |                 |                  |               |              |               |
|---|--------------|-----------------|------------------|----------------|---------------|----------------|--------------|-----------------|------------------|---------------|--------------|---------------|
|   | Government.  | District Board. | Municipal Board. | Aided.         | Unaided.      | Total.         | Government.  | District Board. | Municipal Board. | Aided.        | Unaided.     | Total.        |
|   | 1            | 2               | 3                | 4              | 5             | 6              | 7            | 8               | 9                | 10            | 11           | 12            |
| <b>RECOGNISED INSTITUTIONS.</b>                 |              |                 |                  |                |               |                |              |                 |                  |               |              |               |
| Universities                                    | ...          | ...             | ...              | 16             | ...           | 16             | ...          | ...             | ...              | ...           | ...          | ...           |
| Boards of Secondary and Intermediate Education. | 4            | ...             | ...              | 2              | ...           | 6              | ...          | ...             | ...              | ...           | ...          | ...           |
| Colleges—                                       |              |                 |                  |                |               |                |              |                 |                  |               |              |               |
| Arts and Science*                               | 33           | 1               | ...              | 33             | 14            | 190            | 3            | ...             | ...              | 6             | 1            | 10            |
| Law   | 4            | ...             | ...              | 3              | 7             | 14             | ...          | ...             | ...              | ...           | ...          | ...           |
| Medicine  | 7            | ...             | 1                | 1              | ...           | 9              | ...          | ...             | ...              | 1             | ...          | 1             |
| Education                                       | 15           | ...             | ...              | ...            | ...           | 15             | 2            | ...             | ...              | 3             | 1            | 6             |
| Engineering                                     | 6            | ...             | ...              | 1              | ...           | 7              | ...          | ...             | ...              | ...           | ...          | ...           |
| Agriculture                                     | 6            | ...             | ...              | ...            | 1             | 7              | ...          | ...             | ...              | ...           | ...          | ...           |
| Commerce  | 1            | ...             | ...              | 5              | 1             | 7              | ...          | ...             | ...              | ...           | ...          | ...           |
| Forestry  | 2            | ...             | ...              | ...            | ...           | 2              | ...          | ...             | ...              | ...           | ...          | ...           |
| Veterinary Science                              | 3            | ...             | ...              | ...            | ...           | 3              | ...          | ...             | ...              | ...           | ...          | ...           |
| Intermediate and 2nd grade Colleges.            | 28           | ...             | 1                | 48             | 16            | 93             | 2            | ...             | ...              | 7             | ...          | 9             |
| <b>TOTALS</b>                                   | <b>104</b>   | <b>1</b>        | <b>2</b>         | <b>141</b>     | <b>39</b>     | <b>287</b>     | <b>7</b>     | <b>...</b>      | <b>...</b>       | <b>17</b>     | <b>2</b>     | <b>26</b>     |
| High Schools                                    | 325          | 136             | 94               | 1,456          | 545           | 2,556          | 41           | 1               | 2                | 224           | 10           | 278           |
| Middle Schools { English                        | 105          | 396             | 142              | 2,137          | 744           | 3,524          | 20           | 1               | 13               | 256           | 24           | 314           |
| Primary Schools { Vernacular                    | 53           | 4,263           | 85               | 1,070          | 15            | 5,466          | 82           | 82              | 68               | 243           | 4            | 429           |
|   | 2,912        | 56,562          | 4,358            | 96,967         | 10,567        | 171,386        | 378          | 5,751           | 1,592            | 18,677        | 3,904        | 30,302        |
| <b>TOTALS</b>                                   | <b>3,395</b> | <b>61,357</b>   | <b>4,679</b>     | <b>101,630</b> | <b>11,891</b> | <b>182,952</b> | <b>521</b>   | <b>5,785</b>    | <b>1,675</b>     | <b>19,400</b> | <b>3,942</b> | <b>31,323</b> |
| Special Schools:—                               |              |                 |                  |                |               |                |              |                 |                  |               |              |               |
| Art   | 6            | ...             | ...              | 5              | 1             | 12             | ...          | ...             | ...              | ...           | ...          | ...           |
| Law   | 2            | ...             | ...              | ...            | ...           | 2              | ...          | ...             | ...              | ...           | ...          | ...           |
| Medical   | 17           | ...             | ...              | 4              | 3             | 26             | 2            | ...             | ...              | 3             | ...          | 5             |
| Normal and Training.                            | 419          | 67              | 9                | 43             | 5             | 543            | 109          | 2               | 3                | 82            | 5            | 201           |
| Engineering †                                   | 8            | ...             | ...              | 1              | 1             | 10             | ...          | ...             | ...              | ...           | ...          | ...           |
| Technical and Industrial.                       | 128          | 25              | 6                | 226            | 19            | 404            | 4            | ...             | ...              | 78            | 6            | 88            |
| Commercial                                      | 18           | ...             | 1                | 26             | 98            | 143            | ...          | ...             | ...              | 6             | ...          | 6             |
| Agricultural                                    | 10           | ...             | 1                | 3              | 1             | 15             | ...          | ...             | ...              | 1             | ...          | 1             |
| Reformatory                                     | 10           | ...             | ...              | 3              | ...           | 13             | ...          | ...             | ...              | ...           | ...          | ...           |
| Schools for Defectives.                         | 1            | ...             | 1                | 24             | ...           | 26             | ...          | ...             | ...              | 4             | ...          | 4             |
| Schools for Adults                              | 16           | 1,654           | 247              | 1,606          | 165           | 4,110          | ...          | 9               | ...              | 16            | 8            | 33            |
| Other Schools.                                  | 68           | 24              | 17               | 2,653          | 785           | 3,497          | 8            | 3               | ...              | 37            | 3            | 51            |
| <b>TOTALS</b>                                   | <b>703</b>   | <b>1,770</b>    | <b>282</b>       | <b>4,596</b>   | <b>1,450</b>  | <b>8,801</b>   | <b>123</b>   | <b>14</b>       | <b>3</b>         | <b>227</b>    | <b>22</b>    | <b>389</b>    |
| <b>TOTALS FOR RECOGNISED INSTITUTIONS.</b>      | <b>4,206</b> | <b>63,188</b>   | <b>4,969</b>     | <b>106,385</b> | <b>13,380</b> | <b>192,062</b> | <b>651</b>   | <b>5,799</b>    | <b>1,678</b>     | <b>19,644</b> | <b>3,966</b> | <b>31,738</b> |
| <b>UNRECOGNISED INSTITUTIONS</b>                | ...          | 96              | 10               | 81             | 30,605        | 30,792         | ...          | 1               | 8                | 24            | 3,397        | 3,490         |
| <b>GRAND TOTALS, ALL INSTITUTIONS.</b>          | <b>4,206</b> | <b>63,324</b>   | <b>4,973</b>     | <b>106,466</b> | <b>43,985</b> | <b>222,854</b> | <b>651</b>   | <b>5,800</b>    | <b>1,686</b>     | <b>19,668</b> | <b>7,363</b> | <b>35,198</b> |

\* Includes 3 Oriental Colleges.

† Includes Survey Schools.

## II-A.—Distribution of Scholars attending

|   | Government.                     |                           |                                       | District Board.                 |                           |                                       | Municipal Board.                |                           |                                       |
|---|---------------------------------|---------------------------|---------------------------------------|---------------------------------|---------------------------|---------------------------------------|---------------------------------|---------------------------|---------------------------------------|
|   | Scholars on roll on March 31st. | Average daily attendance. | No. of residents in approved hostels. | Scholars on roll on March 31st. | Average daily attendance. | No. of residents in approved hostels. | Scholars on roll on March 31st. | Average daily attendance. | No. of residents in approved hostels. |
|   | 1                               | 2                         | 3                                     | 4                               | 5                         | 6                                     | 7                               | 8                         | 9                                     |
| <b>READING—</b>                                   |                                 |                           |                                       |                                 |                           |                                       |                                 |                           |                                       |
| <b>IN RECOGNISED INSTITUTIONS.</b>                |                                 |                           |                                       |                                 |                           |                                       |                                 |                           |                                       |
| <b>University and Intermediate Education. (a)</b> |                                 |                           |                                       |                                 |                           |                                       |                                 |                           |                                       |
| Arts and Science (b) & (c).                       | 17,695                          | 15,788                    | 5,007                                 | 59                              | 56                        | 58                                    | 153                             | 141                       | 31                                    |
| Law   | 1,603                           | 1,506                     | 81                                    | ...                             | ...                       | ...                                   | ...                             | ...                       | ...                                   |
| Medicine  | 2,450                           | 2,229                     | 854                                   | ...                             | ...                       | ...                                   | 192                             | 180                       | 94                                    |
| Education   | 1,121                           | 1,083                     | 906                                   | ...                             | ...                       | ...                                   | ...                             | ...                       | ...                                   |
| Engineering                                       | 1,643                           | 1,542                     | 1,237                                 | ...                             | ...                       | ...                                   | ...                             | ...                       | ...                                   |
| Agriculture                                       | 907                             | 837                       | 786                                   | ...                             | ...                       | ...                                   | ...                             | ...                       | ...                                   |
| Commerce  | 233                             | 228                       | 61                                    | ...                             | ...                       | ...                                   | ...                             | ...                       | ...                                   |
| Forestry  | 92                              | 89                        | 51                                    | ...                             | ...                       | ...                                   | ...                             | ...                       | ...                                   |
| Veterinary Science                                | 428                             | 394                       | 312                                   | ...                             | ...                       | ...                                   | ...                             | ...                       | ...                                   |
| <b>TOTALS</b>                                     | <b>26,623</b>                   | <b>23,695</b>             | <b>9,925</b>                          | <b>59</b>                       | <b>56</b>                 | <b>58</b>                             | <b>345</b>                      | <b>321</b>                | <b>125</b>                            |
| <b>School and Special Education.</b>              |                                 |                           |                                       |                                 |                           |                                       |                                 |                           |                                       |
| In High Schools                                   | 110,286                         | 98,701                    | 14,507                                | 42,013                          | 38,217                    | 1,670                                 | 34,978                          | 31,618                    | 863                                   |
| In Middle (English                                | 17,183                          | 13,866                    | 1,633                                 | 54,864                          | 46,483                    | 2,734                                 | 26,421                          | 23,469                    | 727                                   |
| Schools & Vernacular                              | 6,605                           | 5,421                     | 750                                   | 594,569                         | 494,545                   | 32,066                                | 15,186                          | 12,636                    | 453                                   |
| In Primary Schools                                | 120,651                         | 91,636                    | 392                                   | 3,243,746                       | 2,475,686                 | 1,968                                 | 541,809                         | 414,018                   | 24                                    |
| <b>TOTALS</b>                                     | <b>254,725</b>                  | <b>211,624</b>            | <b>17,382</b>                         | <b>3,935,192</b>                | <b>3,054,931</b>          | <b>38,436</b>                         | <b>618,394</b>                  | <b>481,736</b>            | <b>2,067</b>                          |
| In Art Schools                                    | 1,940                           | 1,492                     | 161                                   | ...                             | ...                       | ...                                   | ...                             | ...                       | ...                                   |
| In Law  | 163                             | 103                       | ...                                   | ...                             | ...                       | ...                                   | ...                             | ...                       | ...                                   |
| In Medical Schools                                | 4,097                           | 3,650                     | 1,258                                 | ...                             | ...                       | ...                                   | ...                             | ...                       | ...                                   |
| In Normal and Training Schools.                   | 21,995                          | 20,263                    | 13,440                                | 770                             | 743                       | 536                                   | 117                             | 106                       | 13                                    |
| In Engineering Schools *                          | 1,633                           | 1,512                     | 997                                   | ...                             | ...                       | ...                                   | ...                             | ...                       | ...                                   |
| In Technical and Industrial Schools.              | 2,676                           | 7,906                     | 1,390                                 | 965                             | 785                       | 90                                    | 271                             | 202                       | 33                                    |
| In Commercial School's                            | 1,102                           | 987                       | 103                                   | ...                             | ...                       | ...                                   | 10                              | 8                         | ...                                   |
| In Agricultural Schools.                          | 303                             | 283                       | 371                                   | ...                             | ...                       | ...                                   | 38                              | 33                        | ...                                   |
| In Reformatory Schools.                           | 1,444                           | 1,725                     | 1,693                                 | ...                             | ...                       | ...                                   | ...                             | ...                       | ...                                   |
| In School's for Defectives.                       | 29                              | 20                        | 23                                    | ...                             | ...                       | ...                                   | 30                              | 26                        | 30                                    |
| In School's for Adults                            | 523                             | 454                       | ...                                   | 40,636                          | 33,164                    | ...                                   | 7,871                           | 4,881                     | ...                                   |
| In Other Schools                                  | 5,859                           | 4,953                     | 1,581                                 | 853                             | 703                       | 152                                   | 832                             | 663                       | ...                                   |
| <b>TOTALS</b>                                     | <b>49,228</b>                   | <b>43,347</b>             | <b>20,915</b>                         | <b>43,234</b>                   | <b>35,400</b>             | <b>778</b>                            | <b>8,669</b>                    | <b>5,918</b>              | <b>75</b>                             |
| <b>Totals for Recognised Institutions.</b>        | <b>330,575</b>                  | <b>278,666</b>            | <b>48,122</b>                         | <b>3,978,535</b>                | <b>3,090,387</b>          | <b>39,274</b>                         | <b>627,408</b>                  | <b>487,975</b>            | <b>2,267</b>                          |
| In Unrecognised Institutions.                     | ...                             | ...                       | ...                                   | 3,914                           | 2,685                     | ...                                   | 563                             | 856                       | ...                                   |
| <b>Grand Totals, all Institutions for Males.</b>  | <b>330,575</b>                  | <b>278,666</b>            | <b>48,122</b>                         | <b>3,982,479</b>                | <b>3,093,072</b>          | <b>39,274</b>                         | <b>627,976</b>                  | <b>488,831</b>            | <b>2,267</b>                          |

(a) Scholars reading more than one of the following subjects should be entered under only one head.

(b) Includes 545 scholars also reading Law, and 55 students of Ravenshaw College in Bihar and Orissa reading Law only.

(c) Includes 790 scholars in Oriental Colleges, and 319 Scholars in the Oriental department of Lucknow and Benares Universities.

\* Includes Survey Schools.

## Educational Institutions for Males.

| Aided.                          |                           |                                       | Unaided.                        |                           |                                       | Grand total of scholars on rolls. | Grand total of average attendance. | Grand total of residents in approved hostels. | Number of females included in column 16. |
|---------------------------------|---------------------------|---------------------------------------|---------------------------------|---------------------------|---------------------------------------|-----------------------------------|------------------------------------|---|--|
| Scholars on roll on March 31st. | Average daily attendance. | No. of residents in approved hostels. | Scholars on roll on March 31st. | Average daily attendance. | No. of residents in approved hostels. |                                   |                                    |   |  |
| 10                              | 11                        | 12                                    | 13                              | 14                        | 15                                    | 16                                | 17                                 | 18  | 19                                       |
| 45,566                          | 39,974                    | 15,200                                | 11,179                          | 9,772                     | 2,893                                 | 74,852                            | 65,731                             | 23,789  | 916                                      |
| 3,593                           | 3,461                     | 673                                   | 2,013                           | 1,617                     | 517                                   | 7,409                             | 6,584                              | 1,271   | 10                                       |
| 1,100                           | 1,076                     | 582                                   | ...                             | ...                       | ...                                   | 3,742                             | 3,485                              | 1,560   | 149                                      |
| 134                             | 123                       | 40                                    | ...                             | ...                       | ...                                   | 1,255                             | 1,210                              | 946   | 20                                       |
| 673                             | 584                       | 534                                   | ...                             | ...                       | ...                                   | 2,318                             | 2,126                              | 1,771   | ...                                      |
| ...                             | ...                       | ...                                   | 49                              | 47                        | 49                                    | 956                               | 854                                | 835   | 1  |
| 1,001                           | 831                       | 394                                   | 315                             | 261                       | ...                                   | 1,599                             | 1,320                              | 455   | 2  |
| 15                              | 15                        | ...                                   | ...                             | ...                       | ...                                   | 107                               | 104                                | 51  | ...                                      |
| ...                             | ...                       | ...                                   | ...                             | ...                       | ...                                   | 428                               | 394                                | 312   | ...                                      |
| 52,084                          | 46,069                    | 17,423                                | 13,556                          | 11,697                    | 3,459                                 | 93,666                            | 81,638                             | 30,990  | 1,098                                    |
| 460,996                         | 417,071                   | 43,551                                | 141,291                         | 111,043                   | 6,504                                 | 809,564                           | 696,650                            | 67,095  | 11,366                                   |
| 240,361                         | 197,362                   | 11,935                                | 63,889                          | 52,963                    | 1,336                                 | 497,738                           | 436,143                            | 18,365  | 6,609                                    |
| 117,802                         | 116,049                   | 12,644                                | 1,029                           | 849                       | 148                                   | 735,191                           | 629,500                            | 46,061  | 47,808                                   |
| 3,663,166                       | 2,998,847                 | 12,904                                | 311,247                         | 243,836                   | 232                                   | 7,680,619                         | 6,219,018                          | 15,520  | 705,213                                  |
| 4,502,345                       | 3,724,329                 | 81,034                                | 522,456                         | 408,691                   | 8,220                                 | 9,833,112                         | 7,981,311                          | 147,041                                       | 770,996                                  |
| 369                             | 278                       | ...                                   | 22                              | 10                        | ...                                   | 2,331                             | 1,780                              | 161   | 54                                       |
| ...                             | ...                       | ...                                   | ...                             | ...                       | ...                                   | 163                               | 103                                | ...   | ...                                      |
| 485                             | 401                       | 149                                   | 916                             | 776                       | 214                                   | 5,498                             | 4,827                              | 1,620   | 100                                      |
| 2,789                           | 2,622                     | 1,374                                 | 82                              | 79                        | 53                                    | 25,753                            | 23,813                             | 15,415  | 176                                      |
| 40                              | 38                        | ...                                   | 168                             | 168                       | ...                                   | 1,841                             | 1,718                              | 997   | ...                                      |
| 10,704                          | 8,421                     | 2,797                                 | 1,140                           | 976                       | 8                                     | 23,756                            | 18,290                             | 4,327   | 553                                      |
| 1,872                           | 1,669                     | 61                                    | 3,859                           | 2,826                     | 4                                     | 6,843                             | 5,490                              | 168   | 232                                      |
| 124                             | 131                       | 14                                    | 74                              | 49                        | ...                                   | 598                               | 496                                | 285   | ...                                      |
| 522                             | 483                       | 522                                   | ...                             | ...                       | ...                                   | 2,366                             | 2,208                              | 2,204   | 31                                       |
| 885                             | 704                       | 562                                   | ...                             | ...                       | ...                                   | 924                               | 750                                | 615   | 150                                      |
| 42,249                          | 33,342                    | ...                                   | 13,686                          | 10,605                    | ...                                   | 104,530                           | 83,046                             | ...   | 531                                      |
| 98,967                          | 80,470                    | 2,300                                 | 32,917                          | 25,428                    | 353                                   | 139,429                           | 112,210                            | 4,366   | 1,809                                    |
| 158,987                         | 129,149                   | 7,778                                 | 52,564                          | 40,917                    | 632                                   | 313,082                           | 254,731                            | 30,178  | 3,636                                    |
| 4,713,416                       | 3,899,547                 | 106,235                               | 588,876                         | 461,905                   | 12,311                                | 10,236,810                        | 8,217,860                          | 206,209                                       | 775,732                                  |
| 4,087                           | 3,326                     | ...                                   | 532,871                         | 371,182                   | 137                                   | 541,470                           | 377,549                            | 137   | 34,451                                   |
| 4,717,503                       | 3,902,873                 | 106,235                               | 1,121,747                       | 832,487                   | 12,448                                | 10,780,280                        | 8,595,429                          | 208,346                                       | 810,186                                  |

## II-B.—Distribution of Scholars attending

|  | GOVERNMENT.                     |                           |                                       | DISTRICT BOARD.                 |                           |                                       | MUNICIPAL BOARD.                |                           |                                       |
|--|---------------------------------|---------------------------|---------------------------------------|---------------------------------|---------------------------|---------------------------------------|---------------------------------|---------------------------|---------------------------------------|
|  | Scholars on roll on March 31st. | Average daily attendance. | No. of residents in approved hostels. | Scholars on roll on March 31st. | Average daily attendance. | No. of residents in approved hostels. | Scholars on roll on March 31st. | Average daily attendance. | No. of residents in approved hostels. |
|  | 1                               | 2                         | 3                                     | 4                               | 5                         | 6                                     | 7                               | 8                         | 9                                     |
| <b>READING--</b>   |                                 |                           |                                       |                                 |                           |                                       |                                 |                           |                                       |
| <b>IN RECOGNISED INSTITUTIONS.</b>                         |                                 |                           |                                       |                                 |                           |                                       |                                 |                           |                                       |
| <b>UNIVERSITY AND INTERMEDIATE EDUCATION (a).</b>          |                                 |                           |                                       |                                 |                           |                                       |                                 |                           |                                       |
| Arts and Science (b)                                       | 463                             | 366                       | 244                                   | ...                             | ...                       | ...                                   | ...                             | ...                       | ...                                   |
| Medicine   | ...                             | ...                       | ...                                   | ...                             | ...                       | ...                                   | ...                             | ...                       | ...                                   |
| Education  | 60                              | 56                        | 54                                    | ...                             | ...                       | ...                                   | ...                             | ...                       | ...                                   |
| <b>TOTALS</b>  | <b>523</b>                      | <b>442</b>                | <b>298</b>                            | ...                             | ...                       | ...                                   | ...                             | ...                       | ...                                   |
| <b>SCHOOL AND SPECIAL EDUCATION.</b>                       |                                 |                           |                                       |                                 |                           |                                       |                                 |                           |                                       |
| In High Schools  | 12,701                          | 10,227                    | 1,267                                 | 231                             | 213                       | ...                                   | 390                             | 377                       | 23                                    |
| .. Middle Schools { English                                | 2,421                           | 1,869                     | 80                                    | 101                             | 88                        | ...                                   | 1,648                           | 1,352                     | ...                                   |
| .. Vernacular  | 11,337                          | 8,208                     | 145                                   | 2,446                           | 1,834                     | 19                                    | 10,062                          | 8,031                     | 25                                    |
| .. Primary Schools   | 25,655                          | 18,009                    | 71                                    | 263,602                         | 194,873                   | 22                                    | 164,188                         | 115,002                   | ...                                   |
| <b>TOTALS</b>  | <b>52,114</b>                   | <b>38,318</b>             | <b>1,563</b>                          | <b>266,330</b>                  | <b>197,010</b>            | <b>81</b>                             | <b>176,288</b>                  | <b>124,762</b>            | <b>48</b>                             |
| <b>In Medical Schools</b>                                  | <b>136</b>                      | <b>139</b>                | <b>128</b>                            | ...                             | ...                       | ...                                   | ...                             | ...                       | ...                                   |
| .. Normal and Training Schools.                            | 3,006                           | 2,564                     | 2,038                                 | 69                              | 46                        | 65                                    | 33                              | 32                        | ...                                   |
| .. Technical and Industrial Schools.                       | 413                             | 379                       | 7                                     | ...                             | ...                       | ...                                   | ...                             | ...                       | ...                                   |
| .. Commercial Schools.                                     | ...                             | ...                       | ...                                   | ...                             | ...                       | ...                                   | ...                             | ...                       | ...                                   |
| .. Agricultural Schools.                                   | ...                             | ...                       | ...                                   | ...                             | ...                       | ...                                   | ...                             | ...                       | ...                                   |
| .. School for Adults                                       | ...                             | ...                       | ...                                   | 229                             | 201                       | ...                                   | ...                             | ...                       | ...                                   |
| .. Other Schools   | 135                             | 102                       | ...                                   | 93                              | 76                        | 17                                    | ...                             | ...                       | ...                                   |
| <b>TOTALS</b>  | <b>3,692</b>                    | <b>3,484</b>              | <b>2,173</b>                          | <b>391</b>                      | <b>323</b>                | <b>52</b>                             | <b>33</b>                       | <b>32</b>                 | ...                                   |
| <b>TOTALS FOR RECOGNISED INSTITUTIONS.</b>                 | <b>56,329</b>                   | <b>42,239</b>             | <b>4,084</b>                          | <b>266,771</b>                  | <b>197,333</b>            | <b>163</b>                            | <b>176,321</b>                  | <b>124,794</b>            | <b>48</b>                             |
| <b>IN UNRECOGNISED INSTITUTIONS.</b>                       | ...                             | ...                       | ...                                   | 21                              | 11                        | ...                                   | 335                             | 153                       | ...                                   |
| <b>GRAND TOTALS. ALL INSTITUTIONS FOR FEMALES.</b>         | <b>56,329</b>                   | <b>42,239</b>             | <b>4,084</b>                          | <b>266,792</b>                  | <b>197,344</b>            | <b>163</b>                            | <b>176,706</b>                  | <b>124,949</b>            | <b>48</b>                             |
| <b>GRAND TOTALS. ALL INSTITUTIONS — MALES AND FEMALES.</b> | <b>386,904</b>                  | <b>320,905</b>            | <b>52,156</b>                         | <b>4,249,271</b>                | <b>3,290,416</b>          | <b>139,427</b>                        | <b>804,692</b>                  | <b>613,280</b>            | <b>2,315</b>                          |

(a) Scholars reading more than one of the following subjects should be entered under only one head.

(b) Includes nil scholars in Oriental Colleges.

## Educational Institutions for Females.

| Aided.                          |                           |                                       | Unaided.                        |                           |                                       | Grand total of scholars on rolls. | Grand total of average attendance. | Grand total of residents in approved hostels. | Number of males included in column 16. |
|---------------------------------|---------------------------|---------------------------------------|---------------------------------|---------------------------|---------------------------------------|-----------------------------------|------------------------------------|---|--|
| Scholars on roll on March 31st. | Average daily attendance. | No. of residents in approved hostels. | Scholars on roll on March 31st. | Average daily attendance. | No. of residents in approved hostels. |                                   |                                    |   |  |
| 10                              | 11                        | 12                                    | 13                              | 14                        | 15                                    | 16                                | 17                                 | 18  | 19                                     |
| 845                             | 786                       | 449                                   | 56                              | 50                        | 22                                    | 1,364                             | 1,222                              | 715   | ...                                    |
| 81                              | 74                        | 81                                    | ...                             | ...                       | ...                                   | 81                                | 74                                 | 81  | ...                                    |
| 77                              | 71                        | 72                                    | 9                               | 9                         | ...                                   | 146                               | 136                                | 126   | ...                                    |
| 1,006                           | 981                       | 602                                   | 65                              | 59                        | 22                                    | 1,591                             | 1,432                              | 922   | ...                                    |
| 49,254                          | 43,692                    | 14,176                                | 1,028                           | 842                       | 181                                   | 63,604                            | 55,351                             | (a)15,655                                     | 5,423                                  |
| 32,712                          | 28,146                    | 7,083                                 | 2,082                           | 1,707                     | 277                                   | 38,914                            | 33,162                             | 7,440   | 4,958                                  |
| 32,573                          | 27,612                    | 2,819                                 | 548                             | 420                       | 87                                    | 56,965                            | 46,105                             | 3,135   | 3,264                                  |
| 569,074                         | 466,107                   | 9,292                                 | 90,453                          | 70,335                    | 109                                   | 1,132,972                         | 864,378                            | 9,494   | 38,112                                 |
| 703,612                         | 565,557                   | 33,370                                | 94,061                          | 73,304                    | 684                                   | 1,292,455                         | 998,946                            | (a)35,724                                     | 51,757                                 |
| 236                             | 294                       | 157                                   | ...                             | ...                       | ...                                   | 372                               | 373                                | 265   | ...                                    |
| 2,422                           | 2,262                     | 1,802                                 | 64                              | 59                        | 29                                    | 5,597                             | 5,263                              | 3,934   | ...                                    |
| 3,996                           | 3,316                     | 1,281                                 | 104                             | 61                        | 11                                    | 4,610                             | 3,756                              | 1,299   | 32                                     |
| 234                             | 160                       | 10                                    | ...                             | ...                       | ...                                   | 334                               | 160                                | 10  | ...                                    |
| 50                              | 30                        | ...                                   | ...                             | ...                       | ...                                   | 50                                | 30                                 | ...   | ...                                    |
| 1,048                           | 738                       | 28                                    | 169                             | 146                       | ...                                   | 1,446                             | 1,085                              | 28  | ...                                    |
| 2,099                           | 1,736                     | 324                                   | 105                             | 75                        | ...                                   | 2,432                             | 1,989                              | 341   | 242(b)                                 |
| 10,063                          | 8,476                     | 3,602                                 | 442                             | 341                       | 40                                    | 14,641                            | 12,656                             | 5,897   | 374                                    |
| 714,692                         | 574,964                   | 37,574                                | 94,568                          | 73,704                    | 716                                   | 1,308,687                         | 1,013,024                          | (a)49,543                                     | 52,031                                 |
| 2,417                           | 1,740                     | ...                                   | 74,049                          | 52,092                    | 129                                   | 76,872                            | 58,996                             | 129   | 5,961                                  |
| 717,115                         | 576,704                   | 37,574                                | 168,617                         | 123,796                   | 845                                   | 1,385,549                         | 1,067,032                          | (a)43,672                                     | 57,992                                 |
| 5,434,618                       | 4,479,577                 | 143,809                               | 1,290,364                       | 958,283                   | 13,293                                | 12,165,839                        | 9,662,461                          | (a)251,018                                    | ...                                    |

(a) Includes 8 boarders attending the Provincial Hostel, Peshawar (students of the Anglo-Vernacular Secondary Schools at Peshawar) not shown in details.

(b) Includes 104 scholars of schools for Defectives.

### III-A.—Expenditure on Education for Males.

Expenditure on Buildings includes Rs. 56,77,929 the Public Works Department on educational buildings.

"Miscellaneous" includes the following main items:—

Scholarships, Hostel charges and other contingent charges.

|   | GOVERNMENT INSTITUTIONS. |               |                  |                  |                 | DISTRICT BOARD AND MUNICIPAL INSTITUTIONS. |                    |                    |                  |                  |                 |                    |
|---|--------------------------|---------------|------------------|------------------|-----------------|--|--------------------|--------------------|------------------|------------------|-----------------|--------------------|
|   | Government funds.        | Board funds.  | Municipal funds. | Fees.            | Other sources.  | TOTALS.                                    | Government funds.  | Board funds.       | Municipal funds. | Fees.            | Other sources.  | TOTALS.            |
|   | 1                        | 2             | 3                | 4                | 5               | 6  | 7                  | 8                  | 9                | 10               | 11              | 12                 |
|   | Rs.                      | Rs.           | Rs.              | Rs.              | Rs.             | Rs.  | Rs.                | Rs.                | Rs.              | Rs.              | Rs.             | Rs.                |
| <b>UNIVERSITY AND INTERMEDIATE EDUCATION.</b>   |                          |               |                  |                  |                 |  |                    |                    |                  |                  |                 |                    |
| Universities.                                   | ..                       | ..            | ..               | ..               | ..              | ..   | ..                 | ..                 | ..               | ..               | ..              | ..                 |
| Boards of Secondary and Intermediate Education. | 31,190                   | ..            | ..               | 2,80,230         | ..              | 2,61,420                                   | ..                 | ..                 | ..               | ..               | ..              | ..                 |
| Arts Colleges                                   | 33,41,148                | ..            | 1,689            | 19,49,178        | 1,72,594        | 48,63,996                                  | ..                 | ..                 | ..               | ..               | 12,800          | 12,800             |
| Professional Colleges—                          |                          |               |                  |                  |                 |  |                    |                    |                  |                  |                 |                    |
| Law   | 11,383                   | ..            | ..               | 1,06,368         | 215             | 1,78,066                                   | ..                 | ..                 | ..               | ..               | ..              | ..                 |
| Medicine  | 17,92,856                | ..            | ..               | 3,90,832         | 48,727          | 22,30,415                                  | ..                 | ..                 | 1,61,256         | 56,017           | ..              | 2,17,273           |
| Education                                       | 10,94,082                | 689           | 280              | 1,441            | 6,489           | 11,02,321                                  | ..                 | ..                 | ..               | ..               | ..              | ..                 |
| Engineering                                     | 11,86,832                | ..            | ..               | 1,83,990         | 2,58,198        | 16,28,948                                  | ..                 | ..                 | ..               | ..               | ..              | ..                 |
| Agriculture                                     | 7,38,887                 | ..            | ..               | 41,794           | 251             | 7,80,112                                   | ..                 | ..                 | ..               | ..               | ..              | ..                 |
| Commerce  | 12,076                   | ..            | ..               | 40,088           | 19,999          | 72,153                                     | ..                 | ..                 | ..               | ..               | ..              | ..                 |
| Forestry  | 2,95,990                 | ..            | ..               | ..               | ..              | 2,95,990                                   | ..                 | ..                 | ..               | ..               | ..              | ..                 |
| Veterinary Science                              | 4,24,960                 | ..            | ..               | 32,049           | ..              | 4,57,009                                   | ..                 | ..                 | ..               | ..               | ..              | ..                 |
| Intermediate Colleges                           | 11,25,078                | ..            | ..               | 4,18,605         | 6,736           | 15,50,419                                  | 2,500              | ..                 | ..               | 11,832           | 2,601           | 16,933             |
| <b>TOTALS</b>                                   | <b>1,00,84,643</b>       | <b>689</b>    | <b>1,219</b>     | <b>23,54,448</b> | <b>5,10,287</b> | <b>1,34,21,334</b>                         | <b>2,500</b>       | <b>..</b>          | <b>1,61,256</b>  | <b>67,849</b>    | <b>15,401</b>   | <b>2,47,006</b>    |
| <b>SCHOOL EDUCATION.</b>                        |                          |               |                  |                  |                 |  |                    |                    |                  |                  |                 |                    |
| <i>General.</i>                                 |                          |               |                  |                  |                 |  |                    |                    |                  |                  |                 |                    |
| High Schools                                    | 60,48,526                | 4,173         | 10,340           | 26,42,700        | 27,648          | 91,23,581                                  | 8,10,372           | 6,76,572           | 3,94,267         | 17,94,139        | 64,735          | 27,44,036          |
| Middle Schools—                                 |                          |               |                  |                  |                 |  |                    |                    |                  |                  |                 |                    |
| English   | 7,21,447                 | 6,600         | ..               | 2,96,790         | 2,135           | 10,26,972                                  | 6,82,605           | 5,62,853           | 3,02,444         | 2,54,434         | 41,907          | 24,44,293          |
| Vernacular                                      | 1,83,466                 | ..            | ..               | 6,237            | 15              | 1,89,768                                   | 53,80,417          | 21,47,084          | 2,19,567         | 9,56,992         | 57,348          | 87,11,393          |
| Primary Schools                                 | 12,51,546                | 18,049        | 8,480            | 9,274            | 8,328           | 12,95,657                                  | 2,46,40,609        | 87,92,440          | 55,92,332        | 11,23,528        | 5,91,808        | 4,07,39,621        |
| <b>TOTALS</b>                                   | <b>82,04,936</b>         | <b>23,821</b> | <b>18,700</b>    | <b>33,55,051</b> | <b>38,421</b>   | <b>1,16,45,978</b>                         | <b>3,14,63,908</b> | <b>1,21,78,958</b> | <b>65,08,600</b> | <b>47,82,143</b> | <b>7,85,789</b> | <b>5,56,39,392</b> |
| <i>Special.</i>                                 |                          |               |                  |                  |                 |  |                    |                    |                  |                  |                 |                    |
| Arts Schools                                    | 3,64,738                 | 775           | 654              | 32,737           | 6,629           | 4,08,478                                   | ..                 | ..                 | ..               | ..               | ..              | ..                 |
| Law Schools                                     | ..                       | ..            | ..               | 19,022           | 47              | 10,079                                     | ..                 | ..                 | ..               | ..               | ..              | ..                 |
| Medical Schools                                 | 12,50,905                | 950           | ..               | 2,31,858         | 29,359          | 15,12,969                                  | ..                 | ..                 | ..               | ..               | ..              | ..                 |
| Normal and Training Schools                     | 40,22,321                | 26,994        | 12,570           | 11,789           | 14,109          | 40,99,243                                  | 1,26,186           | 76,177             | 22,169           | 532              | 62              | 2,25,125           |
| Engineering Schools*                            | 6,27,987                 | ..            | ..               | 66,007           | 9,069           | 7,23,063                                   | ..                 | ..                 | ..               | ..               | ..              | ..                 |
| Technical and Industrial Schools                | 19,37,187                | 19,748        | 10,843           | 27,724           | 1,27,218        | 31,22,320                                  | 42,094             | 78,752             | 24,916           | 7,626            | 29,847          | 1,93,235           |
| Commercial Schools                              | 1,14,001                 | ..            | ..               | 39,800           | 1,667           | 1,74,068                                   | ..                 | ..                 | 216              | ..               | ..              | 216                |
| Agricultural Schools                            | 1,15,225                 | ..            | ..               | 2,055            | 1,726           | 1,18,066                                   | 4,640              | ..                 | ..               | ..               | 243             | 4,883              |
| Reformatory Schools                             | 4,19,504                 | ..            | ..               | 670              | 16,647          | 4,85,821                                   | ..                 | ..                 | ..               | ..               | ..              | ..                 |
| Schools for Defectives                          | 5,802                    | ..            | ..               | ..               | 18              | 5,820                                      | ..                 | ..                 | 5,199            | ..               | ..              | 5,199              |
| Schools for Adults                              | 1,788                    | ..            | ..               | ..               | ..              | 1,788                                      | 72,704             | 21,574             | 26,082           | 3                | 40,063          | 1,66,394           |
| Other Schools                                   | 5,62,832                 | 1,923         | 2,600            | 1,18,419         | 84,954          | 7,70,637                                   | 72,156             | 28,955             | 19,465           | 64,236           | 89,384          | 2,63,895           |
| <b>TOTALS</b>                                   | <b>94,22,846</b>         | <b>60,359</b> | <b>26,587</b>    | <b>5,80,548</b>  | <b>2,92,843</b> | <b>1,08,22,703</b>                         | <b>3,24,783</b>    | <b>2,08,158</b>    | <b>97,997</b>    | <b>72,437</b>    | <b>1,60,433</b> | <b>8,58,918</b>    |
| <b>GRAND TOTALS</b>                             | <b>2,76,82,478</b>       | <b>89,819</b> | <b>46,586</b>    | <b>67,90,985</b> | <b>8,42,051</b> | <b>3,54,51,014</b>                         | <b>3,17,91,191</b> | <b>1,23,82,116</b> | <b>67,67,353</b> | <b>48,72,479</b> | <b>9,31,677</b> | <b>5,67,45,316</b> |

\* Include Survey Schools.

### III-A.—Expenditure on Education for Males—contd.

|  | AIDED INSTITUTIONS. |              |                  |             |                |             | RECOGNISED UNAIDED INSTITUTIONS. |                |           |
|--|---------------------|--------------|------------------|-------------|----------------|-------------|----------------------------------|----------------|-----------|
|  | Government funds.   | Board funds. | Municipal funds. | Fees.       | Other sources. | TOTALS.     | Fees.                            | Other sources. | TOTALS.   |
|  | 13                  | 14           | 15               | 16          | 17             | 18          | 19                               | 20             | 21        |
|  | Rs.                 | Rs.          | Rs.              | Rs.         | Rs.            | Rs.         | Rs.                              | Rs.            | Rs.       |
| <b>UNIVERSITY AND INTERMEDIATE EDUCATION.</b>            |                     |              |                  |             |                |             |                                  |                |           |
| Universities . . . . .                                   | 78,05,121           | ..           | ..               | 44,54,128   | 20,70,290      | 1,43,29,589 | ..                               | ..             | ..        |
| Boards of Secondary and Intermediate Education . . . . . | 27,330              | ..           | ..               | 28,601      | ..             | 58,931      | ..                               | ..             | ..        |
| Arts Colleges . . . . .                                  | 15,86,090           | 20,429       | 40,691           | 32,39,565   | 12,34,373      | 61,21,148   | 8,37,122                         | 1,61,263       | 9,98,385  |
| Professional Colleges—                                   |                     |              |                  |             |                |             |                                  |                |           |
| Law . . . . .  | 80,000              | ..           | ..               | 2,25,816    | ..             | 2,55,816    | 1,61,100                         | ..             | 1,61,100  |
| Medicine . . . . .                                       | 14,500              | ..           | ..               | 1,14,249    | ..             | 1,28,749    | ..                               | ..             | ..        |
| Education . . . . .                                      | ..                  | ..           | ..               | ..          | ..             | ..          | ..                               | ..             | ..        |
| Engineering . . . . .                                    | 32,000              | ..           | 10,000           | 23,200      | 18,368         | 88,568      | ..                               | ..             | ..        |
| Agriculture . . . . .                                    | ..                  | ..           | ..               | ..          | ..             | ..          | ..                               | ..             | ..        |
| Commerce . . . . .                                       | 76,694              | ..           | ..               | 24,873      | 20,883         | 1,22,450    | 4,774                            | 20,102         | 24,876    |
| Forestry . . . . .                                       | ..                  | ..           | ..               | ..          | ..             | ..          | ..                               | ..             | ..        |
| Veterinary Science . . . . .                             | ..                  | ..           | ..               | ..          | ..             | ..          | ..                               | ..             | ..        |
| Intermediate Colleges . . . . .                          | 5,71,681            | 898          | 10,300           | 6,23,808    | 8,65,753       | 15,72,385   | 1,70,231                         | 2,58,170       | 4,28,401  |
| <b>TOTALS</b>  | 1,01,43,866         | 21,327       | 60,991           | 87,39,235   | 37,09,667      | 2,26,74,586 | 11,90,068                        | 4,37,535       | 16,27,603 |
| <b>SCHOOL EDUCATION.</b>                                 |                     |              |                  |             |                |             |                                  |                |           |
| <i>General.</i>  |                     |              |                  |             |                |             |                                  |                |           |
| High Schools . . . . .                                   | 66,23,139           | 1,21,184     | 2,81,671         | 1,27,23,903 | 49,76,050      | 2,47,25,841 | 35,60,395                        | 10,98,366      | 46,58,751 |
| Middle Schools—  |                     |              |                  |             |                |             |                                  |                |           |
| English . . . . .  | 16,98,254           | 4,51,132     | 1,00,604         | 32,16,694   | 16,97,099      | 71,68,783   | 7,00,972                         | 4,98,193       | 11,99,165 |
| Vernacular . . . . .                                     | 85,943              | 12,82,624    | 3,99,074         | 52,400      | 1,16,762       | 19,89,708   | 1,769                            | 18,043         | 19,832    |
| Primary Schools . . . . .                                | 77,14,689           | 46,08,550    | 9,99,164         | 38,70,097   | 40,84,549      | 2,21,77,029 | 3,00,882                         | 4,76,003       | 8,66,885  |
| <b>TOTALS</b>  | 1,61,21,999         | 64,63,490    | 17,81,313        | 1,98,63,094 | 1,17,76,460    | 5,60,06,356 | 46,54,038                        | 20,90,595      | 67,44,633 |
| <i>Special.</i>  |                     |              |                  |             |                |             |                                  |                |           |
| Art Schools . . . . .                                    | 20,992              | 480          | 3,000            | 4,289       | 11,852         | 40,613      | 259                              | 1,899          | 2,159     |
| Law Schools . . . . .                                    | ..                  | ..           | ..               | ..          | ..             | ..          | ..                               | ..             | ..        |
| Medical Schools . . . . .                                | 8,000               | 1,000        | 1,166            | 31,574      | 23,805         | 33,345      | 75,194                           | 34,310         | 1,10,004  |
| Normal and Training Schools . . . . .                    | 3,70,859            | 2,178        | ..               | 4,239       | 1,42,397       | 5,20,023    | 3,440                            | 4,771          | 8,211     |
| Engineering Schools* . . . . .                           | 2,729               | 375          | ..               | 2,761       | ..             | 5,865       | 1,625                            | ..             | 11,625    |
| Technical and Industrial Schools . . . . .               | 5,66,958            | 34,201       | 61,020           | 1,41,705    | 13,27,250      | 21,21,134   | 10,608                           | 24,099         | 35,608    |
| Commercial Schools . . . . .                             | 16,220              | ..           | 6,550            | 38,691      | 30,863         | 1,01,324    | 1,69,569                         | 27,834         | 1,97,403  |
| Agricultural Schools . . . . .                           | 2,300               | 800          | 1,500            | ..          | 9,736          | 14,636      | ..                               | 300            | 300       |
| Reformatory Schools . . . . .                            | 33,741              | ..           | 1,705            | 2,743       | 40,414         | 1,34,608    | ..                               | ..             | ..        |
| Schools for Defectives . . . . .                         | 62,224              | 550          | 14,308           | 8,460       | 1,31,724       | 2,17,160    | ..                               | ..             | ..        |
| Schools for Adults . . . . .                             | 73,551              | 24,907       | 10,916           | 21,294      | 53,380         | 1,84,798    | 5,359                            | 9,337          | 14,687    |
| Other schools . . . . .                                  | 5,45,358            | 1,17,385     | 40,361           | 3,99,625    | 7,61,236       | 18,43,915   | 1,26,524                         | 3,44,000       | 6,81,514  |
| <b>TOTALS</b>  | 17,51,332           | 1,91,326     | 1,80,426         | 6,45,436    | 26,38,407      | 62,47,427   | 4,12,570                         | 4,48,940       | 8,61,510  |
| <b>GRAND TOTALS</b>                                      | 2,80,16,697         | 66,66,813    | 19,72,730        | 2,92,47,785 | 1,80,24,584    | 8,39,23,899 | 62,56,636                        | 29,77,070      | 92,33,746 |

\*Include Survey Schools.



## III-A.—Expenditure on Education for Males—concl'd.

|  | TOTAL EXPENDITURE FROM |                    |                    |                    |                    |                     |
|--|------------------------|--------------------|--------------------|--------------------|--------------------|---------------------|
|  | Government funds.      | Board funds.       | Municipal funds.   | Fees.              | Other sources.     | GRAND TOTALS.       |
|  | 22                     | 23                 | 24                 | 25                 | 26                 | 27                  |
|  | Rs.                    | Rs.                | Rs.                | Rs.                | Rs.                | Rs.                 |
| Direction . . . . .                                      | 16,63,648              | 494                | ..                 | ..                 | ..                 | 16,64,130           |
| Inspection . . . . .                                     | 79,02,817              | 4,96,682           | 2,80,094           | 294                | 33,722             | 86,04,309           |
| Buildings, etc. . . . .                                  | 1,87,60,056            | 21,01,742          | 7,47,288           | 4,49,957           | 64,19,463          | 2,44,78,508         |
| Miscellaneous . . . . .                                  | 65,92,949              | 13,77,078          | 4,28,799           | 43,83,887          | 42,60,802          | 1,74,78,515         |
| <b>TOTALS</b>  | <b>2,99,19,270</b>     | <b>49,15,986</b>   | <b>14,02,081</b>   | <b>52,84,138</b>   | <b>1,07,03,967</b> | <b>5,32,25,462</b>  |
| <b>UNIVERSITY AND INTERMEDIATE EDUCATION.</b>            |                        |                    |                    |                    |                    |                     |
| Universities . . . . .                                   | 78,05,121              | ..                 | ..                 | 44,54,123          | 20,70,290          | 1,43,29,539         |
| Boards of Secondary and Intermediate Education . . . . . | 58,520                 | ..                 | ..                 | 2,58,831           | ..                 | 8,17,351            |
| Arts Colleges . . . . .                                  | 49,85,805              | 20,429             | 41,771             | 54,25,861          | 15,72,468          | 1,19,96,329         |
| Professional Colleges—                                   |                        |                    |                    |                    |                    |                     |
| Law . . . . .  | 41,383                 | ..                 | ..                 | 5,53,284           | 315                | 5,94,982            |
| Medicine . . . . .                                       | 18,08,356              | ..                 | 1,61,256           | 5,61,098           | 45,727             | 25,76,437           |
| Education . . . . .                                      | 10,94,068              | 639                | 239                | 1,441              | 6,439              | 11,02,821           |
| Engineering . . . . .                                    | 12,18,882              | ..                 | 10,000             | 2,11,590           | 2,76,494           | 17,16,916           |
| Agriculture . . . . .                                    | 7,88,867               | ..                 | ..                 | 46,168             | 20,453             | 8,04,988            |
| Commerce . . . . .                                       | 88,770                 | ..                 | ..                 | 81,777             | 40,888             | 2,11,429            |
| Forestry . . . . .                                       | 2,95,990               | ..                 | ..                 | ..                 | ..                 | 2,95,990            |
| Veterinary Science . . . . .                             | 4,24,660               | ..                 | ..                 | 32,949             | ..                 | 4,57,609            |
| Intermediate Colleges . . . . .                          | 17,01,671              | 898                | 18,800             | 12,24,471          | 6,25,798           | 35,66,138           |
| <b>TOTALS</b>  | <b>2,02,11,638</b>     | <b>21,966</b>      | <b>2,26,560</b>    | <b>1,28,51,598</b> | <b>46,63,861</b>   | <b>3,79,70,529</b>  |
| <b>SCHOOL EDUCATION.</b>                                 |                        |                    |                    |                    |                    |                     |
| <i>General.</i>  |                        |                    |                    |                    |                    |                     |
| High Schools . . . . .                                   | 1,34,83,243            | 8,01,928           | 6,86,078           | 2,11,25,137        | 61,65,872          | 4,22,62,259         |
| Middle Schools—  |                        |                    |                    |                    |                    |                     |
| English . . . . .  | 81,02,306              | 10,20,585          | 4,08,048           | 50,68,940          | 22,39,324          | 1,18,34,213         |
| Vernacular . . . . .                                     | 55,99,826              | 84,29,708          | 6,19,581           | 10,17,468          | 1,94,168           | 1,08,60,696         |
| Primary Schools . . . . .                                | 2,86,06,734            | 1,24,18,048        | 65,99,956          | 58,92,781          | 60,60,683          | 6,50,79,192         |
| <b>TOTALS</b>  | <b>5,67,92,099</b>     | <b>1,86,71,269</b> | <b>83,08,613</b>   | <b>3,86,04,326</b> | <b>1,46,60,052</b> | <b>13,00,36,359</b> |
| <i>Special.</i>  |                        |                    |                    |                    |                    |                     |
| Art Schools . . . . .                                    | 3,85,775               | 1,265              | 3,654              | 37,285             | 23,280             | 4,51,249            |
| Law Schools . . . . .                                    | ..                     | ..                 | ..                 | 10,082             | 47                 | 10,079              |
| Medical Schools . . . . .                                | 12,56,906              | 1,950              | 1,166              | 3,28,623           | 87,674             | 16,86,318           |
| Normal and Training Schools . . . . .                    | 48,19,675              | 1,15,309           | 34,789             | 20,040             | 1,81,839           | 48,51,602           |
| Engineering Schools . . . . .                            | 6,30,718               | 875                | ..                 | 1,00,393           | 9,069              | 7,40,533            |
| Technical and Industrial Schools . . . . .               | 25,46,239              | 1,33,701           | 86,779             | 1,87,664           | 15,19,414          | 44,72,797           |
| Commercial Schools . . . . .                             | 1,30,221               | ..                 | 6,766              | 2,67,660           | 69,364             | 4,73,911            |
| Agricultural Schools . . . . .                           | 1,22,525               | 800                | 1,500              | 2,053              | 12,004             | 1,38,884            |
| Reformatory Schools . . . . .                            | 5,03,245               | ..                 | 1,705              | 3,418              | 62,061             | 5,70,429            |
| Schools for Defectives . . . . .                         | 68,026                 | 550                | 19,407             | 8,460              | 1,31,742           | 2,28,136            |
| Schools for Adults . . . . .                             | 1,54,293               | 46,481             | 36,948             | 26,647             | 1,03,320           | 3,67,589            |
| Other schools . . . . .                                  | 11,81,605              | 1,45,922           | 62,326             | 7,08,904           | 12,61,204          | 33,59,961           |
| <b>TOTALS</b>  | <b>1,14,99,235</b>     | <b>4,45,343</b>    | <b>2,54,990</b>    | <b>17,11,081</b>   | <b>34,40,918</b>   | <b>1,73,51,557</b>  |
| <b>GRAND TOTALS</b>                                      | <b>11,74,22,132</b>    | <b>2,40,54,566</b> | <b>1,01,92,250</b> | <b>5,24,51,143</b> | <b>3,34,63,818</b> | <b>23,76,83,907</b> |

\*Include Survey Schools.

Expenditure on buildings includes Rs. 4,14,085 spent by the Public Works Department on educational buildings.

"Miscellaneous" includes the following main items:—

Scholarships, Hostel charges and other Contingent charges.

|   | GOVERNMENT INSTITUTIONS. |               |                  |                  |                 |                    | DISTRICT BOARD AND MUNICIPAL INSTITUTIONS. |                    |                  |                  |                 |                    |
|---|--------------------------|---------------|------------------|------------------|-----------------|--------------------|--|--------------------|------------------|------------------|-----------------|--------------------|
|   | Government funds.        | Board funds.  | Municipal funds. | Fees.            | Other sources.  | TOTALS.            | Government funds.                          | Board funds.       | Municipal funds. | Fees.            | Other sources.  | TOTALS.            |
|   | 1                        | 2             | 3                | 4                | 5               | 6                  | 7  | 8                  | 9                | 10               | 11              | 12                 |
| <b>UNIVERSITY AND INTERMEDIATE EDUCATION.</b> | <b>Rs.</b>               | <b>Rs.</b>    | <b>Rs.</b>       | <b>Rs.</b>       | <b>Rs.</b>      | <b>Rs.</b>         | <b>Rs.</b>                                 | <b>Rs.</b>         | <b>Rs.</b>       | <b>Rs.</b>       | <b>Rs.</b>      | <b>Rs.</b>         |
| Arts Colleges                                 | 2,12,592                 | ..            | ..               | 29,794           | ..              | 2,42,386           | ..   | ..                 | ..               | ..               | ..              | ..                 |
| Professional Colleges—                        |                          |               |                  |                  |                 |                    |  |                    |                  |                  |                 |                    |
| Medicine                                      | ..                       | ..            | ..               | ..               | ..              | ..                 | ..   | ..                 | ..               | ..               | ..              | ..                 |
| Education                                     | 80,753                   | ..            | ..               | 2,465            | ..              | 83,218             | ..   | ..                 | ..               | ..               | ..              | ..                 |
| Intermediate Colleges                         | 21,275                   | ..            | ..               | 2,330            | ..              | 24,105             | ..   | ..                 | ..               | ..               | ..              | ..                 |
| <b>TOTALS</b>                                 | <b>2,84,620</b>          | <b>..</b>     | <b>..</b>        | <b>35,089</b>    | <b>..</b>       | <b>3,19,709</b>    | <b>..</b>                                  | <b>..</b>          | <b>..</b>        | <b>..</b>        | <b>..</b>       | <b>..</b>          |
| <b>SCHOOL EDUCATION.</b>                      |                          |               |                  |                  |                 |                    |  |                    |                  |                  |                 |                    |
| <i>General.</i>                               |                          |               |                  |                  |                 |                    |  |                    |                  |                  |                 |                    |
| High Schools                                  | 6,32,871                 | ..            | 1,203            | 1,61,905         | 4,504           | 10,00,548          | 10,360                                     | 35                 | 32,612           | 3,698            | 1,770           | 48,472             |
| Middle Schools—                               |                          |               |                  |                  |                 |                    |  |                    |                  |                  |                 |                    |
| English                                       | 1,46,562                 | ..            | ..               | 14,250           | 976             | 1,61,788           | 11,044                                     | 3,020              | 45,733           | 7,561            | 158             | 67,525             |
| Vernacular                                    | 2,16,159                 | ..            | ..               | 2,871            | 46              | 2,19,076           | 52,955                                     | 23,303             | 1,61,677         | 7,662            | 112             | 2,45,709           |
| Primary Schools                               | 3,64,411                 | 2,291         | 10               | 1,108            | 506             | 3,68,326           | 31,57,175                                  | 9,58,235           | 21,66,901        | 10,549           | 36,751          | 63,25,661          |
| <b>TOTALS</b>                                 | <b>15,00,003</b>         | <b>2,291</b>  | <b>1,273</b>     | <b>1,80,134</b>  | <b>6,032</b>    | <b>17,49,733</b>   | <b>32,31,534</b>                           | <b>9,84,662</b>    | <b>24,05,023</b> | <b>29,467</b>    | <b>33,791</b>   | <b>66,90,367</b>   |
| <i>Special.</i>                               |                          |               |                  |                  |                 |                    |  |                    |                  |                  |                 |                    |
| Medical Schools                               | 1,15,166                 | ..            | ..               | 480              | ..              | 1,15,646           | ..   | ..                 | ..               | ..               | ..              | ..                 |
| Normal and Training Schools                   | 9,47,508                 | 829           | 1,338            | 622              | 1,350           | 9,51,647           | 4,373                                      | 14,830             | 7,089            | 203              | 3,744           | 30,297             |
| Technical and Industrial Schools              | 20,679                   | ..            | ..               | ..               | ..              | 20,679             | ..   | ..                 | ..               | ..               | ..              | ..                 |
| Commercial Schools                            | ..                       | ..            | ..               | ..               | ..              | ..                 | ..   | ..                 | ..               | ..               | ..              | ..                 |
| Agricultural Schools                          | ..                       | ..            | ..               | ..               | ..              | ..                 | ..   | ..                 | ..               | ..               | ..              | ..                 |
| Schools for Adults                            | ..                       | ..            | ..               | ..               | ..              | ..                 | 442  | ..                 | ..               | ..               | ..              | 442                |
| Other Schools                                 | 10,601                   | ..            | ..               | ..               | ..              | 10,601             | 9,818                                      | 243                | ..               | ..               | ..              | 10,061             |
| <b>TOTALS</b>                                 | <b>11,03,954</b>         | <b>829</b>    | <b>1,338</b>     | <b>1,102</b>     | <b>1,350</b>    | <b>11,08,573</b>   | <b>14,633</b>                              | <b>15,131</b>      | <b>7,089</b>     | <b>203</b>       | <b>3,744</b>    | <b>49,800</b>      |
| <b>GRAND TOTALS FOR FEMALES.</b>              | <b>21,48,677</b>         | <b>3,120</b>  | <b>2,611</b>     | <b>2,16,325</b>  | <b>7,382</b>    | <b>31,78,015</b>   | <b>32,46,167</b>                           | <b>9,99,783</b>    | <b>24,13,012</b> | <b>29,670</b>    | <b>42,535</b>   | <b>67,31,167</b>   |
| <b>GRAND TOTALS FOR MALES.</b>                | <b>2,76,82,473</b>       | <b>89,819</b> | <b>46,586</b>    | <b>67,90,085</b> | <b>8,42,051</b> | <b>3,54,51,014</b> | <b>3,17,91,191</b>                         | <b>1,23,82,116</b> | <b>67,67,853</b> | <b>48,72,479</b> | <b>9,31,677</b> | <b>5,67,45,316</b> |
| <b>GRAND TOTALS FOR ALL.</b>                  | <b>3,06,81,050</b>       | <b>92,939</b> | <b>49,197</b>    | <b>70,06,410</b> | <b>8,49,433</b> | <b>3,86,29,029</b> | <b>3,60,37,358</b>                         | <b>1,33,81,899</b> | <b>91,80,865</b> | <b>49,02,149</b> | <b>9,74,212</b> | <b>6,34,76,483</b> |

### III-B.—Expenditure on Education for Females—contd.

|   | AIDED INSTITUTIONS. |                  |                  |                    |                    | RECOGNISED UNAIDED INSTITUTIONS. |                  |  |                  |
|---|---------------------|------------------|------------------|--------------------|--------------------|----------------------------------|------------------|--|------------------|
|   | Government funds.   | Board funds.     | Municipal funds. | Fees.              | Other sources.     | TOTALS.                          | Fees.            | Other sources.                         | TOTALS.          |
|   | 13                  | 14               | 15               | 16                 | 17                 | 18                               | 19               | 20                                     | 21               |
|   | Rs.                 | Rs.              | Rs.              | Rs.                | Rs.                | Rs.                              | Rs.              | Rs.                                    | Rs.              |
| <b>UNIVERSITY AND INTERMEDIATE EDUCATION.</b> |                     |                  |                  |                    |                    |                                  |                  |  |                  |
| Arts Colleges . . . . .                       | 57,869              | ..               | ..               | 33,648             | 66,846             | 1,58,363                         | 8,040            | 2,510                                  | 10,550           |
| Professional Colleges—<br>Medicine . . . . .  | 1,40,666            | ..               | ..               | 23,656             | ..                 | 1,73,321                         | ..               | ..                                     | ..               |
| Education . . . . .                           | 29,631              | ..               | ..               | 6,293              | 12,316             | 48,240                           | ..               | ..                                     | ..               |
| Intermediate Colleges . . . . .               | 84,462              | ..               | 5,736            | 36,313             | 59,718             | 1,86,229                         | ..               | ..                                     | ..               |
| <b>TOTALS</b>                                 | <b>3,31,627</b>     | <b>..</b>        | <b>5,736</b>     | <b>99,910</b>      | <b>1,39,880</b>    | <b>5,66,163</b>                  | <b>8,040</b>     | <b>2,510</b>                           | <b>10,550</b>    |
| <b>SCHOOL EDUCATION.</b>                      |                     |                  |                  |                    |                    |                                  |                  |  |                  |
| <i>General.</i>                               |                     |                  |                  |                    |                    |                                  |                  |  |                  |
| High Schools . . . . .                        | 16,07,884           | 5,058            | 68,127           | 17,85,738          | 12,13,768          | 48,75,520                        | 32,437           | 69,851                                 | 1,02,288         |
| Middle Schools—                               |                     |                  |                  |                    |                    |                                  |                  |  |                  |
| English . . . . .                             | 8,13,862            | 12,120           | 80,291           | 5,28,278           | 8,11,154           | 22,25,193                        | 15,908           | 55,648                                 | 71,551           |
| Vernacular . . . . .                          | 1,87,460            | 43,436           | 1,56,448         | 21,217             | 3,06,958           | 7,15,719                         | ..               | 8,360                                  | 8,360            |
| Primary Schools . . . . .                     | 16,15,482           | 6,25,513         | 3,66,781         | 3,29,033           | 16,92,781          | 46,29,690                        | 22,694           | 1,88,978                               | 1,61,672         |
| <b>TOTALS</b>                                 | <b>46,24,328</b>    | <b>6,86,122</b>  | <b>6,46,647</b>  | <b>26,64,264</b>   | <b>40,24,661</b>   | <b>1,24,46,022</b>               | <b>71,089</b>    | <b>2,72,882</b>                        | <b>3,43,871</b>  |
| <i>Special.</i>                               |                     |                  |                  |                    |                    |                                  |                  |  |                  |
| Medical Schools . . . . .                     | 59,799              | 6,347            | 2,246            | 24,482             | 65,468             | 1,58,342                         | ..               | ..                                     | ..               |
| Normal and Training Schools . . . . .         | 2,67,897            | 35               | 350              | 30,469             | 2,46,297           | 6,45,048                         | 1,520            | 8,304                                  | 9,824            |
| Technical and Industrial Schools . . . . .    | 78,250              | 680              | 4,901            | 20,536             | 2,81,959           | 3,86,326                         | 150              | 6,147                                  | 6,297            |
| Commercial Schools . . . . .                  | 12,653              | ..               | ..               | 15,984             | 2,148              | 30,770                           | ..               | ..                                     | ..               |
| Agricultural Schools . . . . .                | 880                 | ..               | ..               | ..                 | ..                 | 360                              | ..               | ..                                     | ..               |
| Schools for Adults . . . . .                  | 11,516              | ..               | ..               | 2,268              | 22,330             | 36,112                           | ..               | ..                                     | ..               |
| Other schools . . . . .                       | 26,369              | 1,100            | ..               | 12,676             | 58,794             | 1,07,939                         | 1,678            | 2,811                                  | 4,484            |
| <b>TOTALS</b>                                 | <b>5,85,849</b>     | <b>8,163</b>     | <b>7,497</b>     | <b>1,06,393</b>    | <b>6,76,996</b>    | <b>13,64,897</b>                 | <b>3,843</b>     | <b>17,262</b>                          | <b>20,605</b>    |
| <b>GRAND TOTALS FOR FEMALES</b>               | <b>53,11,804</b>    | <b>6,94,284</b>  | <b>6,59,880</b>  | <b>28,70,567</b>   | <b>48,40,537</b>   | <b>1,43,77,072</b>               | <b>82,422</b>    | <b>2,92,60<sup>4</sup><sub>0</sub></b> | <b>3,75,026</b>  |
| <b>GRAND TOTALS FOR MALES.</b>                | <b>2,80,16,697</b>  | <b>66,66,843</b> | <b>19,72,730</b> | <b>2,92,47,765</b> | <b>1,80,24,534</b> | <b>8,39,28,369</b>               | <b>62,56,676</b> | <b>29,77,07<sup>4</sup></b>            | <b>92,33,746</b> |
| <b>GRAND TOTALS FOR ALL</b>                   | <b>3,33,28,501</b>  | <b>73,60,927</b> | <b>26,32,610</b> | <b>3,21,18,332</b> | <b>2,28,65,071</b> | <b>9,83,05,441</b>               | <b>68,39,098</b> | <b>32,69,67<sup>4</sup></b>            | <b>96,08,772</b> |

III-B.—Expenditure on Education for Females—*concl'd.*

|   | TOTAL EXPENDITURE FROM |                    |                    |                    |                    |                     |
|---|------------------------|--------------------|--------------------|--------------------|--------------------|---------------------|
|   | Government funds.      | Board funds.       | Municipal funds.   | Fees.              | Other sources.     | GRAND TOTALS.       |
|   | 22                     | 23                 | 24                 | 25                 | 26                 | 27                  |
|   | Rs.                    | Rs.                | Rs.                | Rs.                | Rs.                | Rs.                 |
| Inspection . . . . .                          | 8,18,117               | 9,605              | 57,849             | ..                 | 997                | 8,86,568            |
| Buildings, etc. . . . .                       | 8,64,435               | 1,04,770           | 88,738             | 1,15,684           | 12,94,470          | 25,68,095           |
| Miscellaneous . . . . .                       | 10,94,046              | 59,273             | 74,632             | 20,52,018          | 17,50,485          | 50,32,408           |
| <b>TOTALS</b>                                 | <b>28,78,597</b>       | <b>1,73,648</b>    | <b>2,21,217</b>    | <b>21,67,702</b>   | <b>30,45,902</b>   | <b>84,87,066</b>    |
| <b>UNIVERSITY AND INTERMEDIATE EDUCATION.</b> |                        |                    |                    |                    |                    |                     |
| Arts Colleges . . . . .                       | 2,72,461               | ..                 | ..                 | 71,482             | 67,356             | 4,11,299            |
| Professional Colleges—                        |                        |                    |                    |                    |                    |                     |
| Medicine . . . . .                            | 1,49,665               | ..                 | ..                 | 23,656             | ..                 | 1,73,321            |
| Education . . . . .                           | 80,384                 | ..                 | ..                 | 8,758              | 12,816             | 1,01,458            |
| Intermediate Colleges . . . . .               | 1,05,737               | ..                 | 5,738              | 39,143             | 59,718             | 2,10,334            |
| <b>TOTALS</b>                                 | <b>6,08,247</b>        | <b>..</b>          | <b>5,738</b>       | <b>1,43,039</b>    | <b>1,39,390</b>    | <b>8,96,412</b>     |
| <b>SCHOOL EDUCATION.</b>                      |                        |                    |                    |                    |                    |                     |
| <i>General.</i>                               |                        |                    |                    |                    |                    |                     |
| High Schools . . . . .                        | 26,51,065              | 5,088              | 97,002             | 19,83,775          | 12,89,898          | 60,26,828           |
| Middle Schools—                               |                        |                    |                    |                    |                    |                     |
| English . . . . .                             | 9,71,828               | 15,149             | 1,06,024           | 5,65,995           | 3,67,063           | 25,26,057           |
| Vernacular . . . . .                          | 4,56,774               | 69,739             | 3,18,125           | 31,750             | 3,15,476           | 11,88,864           |
| Primary Schools . . . . .                     | 51,37,098              | 15,86,989          | 25,32,692          | 3,83,384           | 18,69,016          | 1,14,88,249         |
| <b>TOTALS</b>                                 | <b>92,16,733</b>       | <b>16,73,065</b>   | <b>30,53,843</b>   | <b>29,44,904</b>   | <b>43,41,448</b>   | <b>2,12,29,938</b>  |
| <i>Special.</i>                               |                        |                    |                    |                    |                    |                     |
| Medical Schools . . . . .                     | 1,74,965               | 6,347              | 2,246              | 24,942             | 65,468             | 2,73,968            |
| Normal and Training Schools . . . . .         | 13,19,778              | 15,752             | 8,777              | 32,814             | 2,59,895           | 16,36,816           |
| Technical and Industrial Schools . . . . .    | 1,08,929               | 680                | 4,901              | 20,686             | 2,88,106           | 4,22,302            |
| Commercial Schools . . . . .                  | 12,653                 | ..                 | ..                 | 15,964             | 2,148              | 30,770              |
| Agricultural Schools . . . . .                | 800                    | ..                 | ..                 | ..                 | ..                 | 360                 |
| Schools for Adults . . . . .                  | 11,958                 | ..                 | ..                 | 3,266              | 22,330             | 34,554              |
| Other schools . . . . .                       | 55,788                 | 1,343              | ..                 | 14,349             | 61,805             | 1,33,085            |
| <b>TOTALS</b>                                 | <b>16,84,436</b>       | <b>24,122</b>      | <b>16,924</b>      | <b>1,11,041</b>    | <b>6,99,352</b>    | <b>25,34,875</b>    |
| <b>GRAND TOTALS FOR FEMALES</b>               | <b>1,48,88,013</b>     | <b>18,70,835</b>   | <b>32,96,720</b>   | <b>53,66,686</b>   | <b>82,26,092</b>   | <b>3,31,48,246</b>  |
| <b>GRAND TOTALS FOR MALES</b>                 | <b>11,74,22,132</b>    | <b>2,40,54,564</b> | <b>1,01,92,250</b> | <b>5,24,51,143</b> | <b>3,34,68,818</b> | <b>28,75,88,907</b> |
| <b>GRAND TOTALS FOR ALL</b>                   | <b>13,18,10,145</b>    | <b>2,59,25,399</b> | <b>1,34,88,970</b> | <b>5,78,18,829</b> | <b>4,16,89,910</b> | <b>27,07,32,253</b> |

## IV-A.—Race or Creed of Male Scholars receiving General Education.

| —   | Europeans and Anglo-Indians. | Indian Christians. | Hindus.*   | Mahamadans. | Bud-dhists. | Parsis. | Sikhs.    | Others.   | Total.              |
|---|------------------------------|--------------------|------------|-------------|-------------|---------|-----------|-----------|---------------------|
|   | 1                            | 2                  | 3          | 4           | 5           | 6       | 7         | 8         | 9                   |
| TOTAL POPULATION .                            | 162,746                      | 1,426,165          | 83,968,484 | 31,116,291  | 5,672,897   | 46,681  | 1,345,979 | 3,196,093 | 126,957,28<br>‡     |
| <i>School Education.</i>                      |                              |                    |            |             |             |         |           |           |                     |
| <i>Classes.</i>                               |                              |                    |            |             |             |         |           |           |                     |
| Primary . . . . . I                           | 6,125                        | 94,672             | 2,723,692  | 1,176,907   | 135,790     | 1,373   | 40,231    | 67,869    | 4,245,778           |
| II  | 2,691                        | 37,096             | 1,024,160  | 418,375     | 35,576      | 990     | 32,173    | 21,592    | 1,572,655           |
| III   | 2,495                        | 16,416             | 776,904    | 265,133     | 26,004      | 948     | 15,272    | 14,725    | 1,131,917           |
| IV  | 2,401                        | 21,570             | 5,51,308   | 149,129     | 18,738      | 855     | 11,928    | 8,246     | 764,175             |
| V   | 2,124                        | 13,059             | 332,764    | 84,972      | 8,624       | 802     | 8,478     | 2,739     | 453,562             |
| † Middle . . . . . VI                         | 2,304                        | 8,771              | 219,978    | 54,602      | 8,374       | 955     | 7,364     | 1,351     | 303,749             |
| VII   | 1,944                        | 6,996              | 169,561    | 39,883      | 8,572       | 856     | 5,828     | 674       | 234,514             |
| VIII  | 1,464                        | 5,420              | 118,042    | 28,195      | 1,797       | 889     | 5,162     | 937       | 161,266             |
| † High . . . . . IX                           | 786                          | 3,194              | 76,659     | 14,996      | 1,651       | 794     | 3,221     | 257       | 101,510             |
| X   | 696                          | 2,612              | 63,290     | 13,054      | 1,539       | 668     | 2,522     | 192       | 82,782              |
| .   | 277                          | 1,796              | 44,482     | 6,218       | 60          | 646     | 31        | 96        | 55,628              |
| .   | 41                           | 189                | 9,127      | 1,204       | ...         | 665     | 17        | 34        | 11,277              |
| TOTALS .                                      | 23,560                       | 228,995            | 6,110,976  | 2,251,528   | 248,785     | 10,400  | 132,247   | 118,362   | 9,119,803<br>(a)    |
| <i>University and Intermediate Education.</i> |                              |                    |            |             |             |         |           |           |                     |
| Intermediate 1st year classes.                | 130                          | 506                | 15,908     | 2,338       | 280         | 206     | 601       | 44        | 20,005              |
| 2nd year                                      | 135                          | 577                | 15,258     | 2,292       | 365         | 167     | 600       | 47        | 19,461              |
| Degree classes 1st year                       | 55                           | 385                | 8,392      | 1,467       | 126         | 82      | 182       | 17        | 10,728              |
| 2nd year                                      | 56                           | 396                | 9,918      | 1,868       | 137         | 85      | 240       | 30        | 12,668              |
| 3rd year                                      | 3                            | 24                 | 297        | 60          | ...         | ...     | 9         | ...       | 393                 |
| Post-graduate 1st year classes.               | 2                            | 37                 | 1,800      | 298         | 9           | 16      | 41        | 5         | 2,063               |
| 2nd year                                      | 1                            | 19                 | 1,149      | 235         | 1           | 11      | 23        | 1         | 1,440               |
| Research Students                             | ...                          | ...                | 67         | 5           | ...         | ...     | 2         | ...       | 74                  |
| TOTALS .                                      | 382                          | 1,976              | (b) 53,275 | (c) 8,699   | 920         | 587     | 1,698     | 144       | (d) & (e)<br>67,681 |
| No. of scholars in recognised institutions.   | 23,942                       | 223,971            | 6,164,251  | 2,260,227   | 249,655     | 10,967  | 133,945   | 118,506   | 9,187,484           |
| No. of scholars in unrecognised institutions. | ...                          | 5,127              | 146,400    | 163,921     | 169,744     | 64      | 4,535     | 4,176     | 512,977             |
| GRAND TOTALS .                                | 23,942                       | 231,106            | 6,310,651  | 2,423,148   | 439,399     | 11,051  | 138,480   | 122,682   | 9,700,461           |

\* See explanation No. 9 on page 52.

† Please draw two broad lines across the table indicating the stages where the High and Middle Departments begin. (These lines could not be drawn as there is no uniformity in the different provinces as to the stages where the High and Middle Departments begin.)

‡ Excludes 21,453 and 63,724 persons not enumerated by religion in Burma and in the Administered Areas in the Hyderabad State respectively.

(a) Excludes 104 pupils reading purely classical languages not shown by race or creed and one pupil of St. Edmund's College in Assam.

(b) Includes 788 scholars in U. P. not shown in details.

(c) 121 " " " U. P. " " " "

(d) Vide foot notes (b) and (c) above.

(e) Excludes 164 scholars of one Oriental College in the Punjab and 53 students of the Ravenshaw College in Bihar and Orissa reading Law only, also excludes 4,492 and 1,605 scholars reading in school stages in colleges in the United Provinces and in the Punjab respectively, and includes one pupil of St. Edmund's College in Assam.

## IV-B.—Race or Creed of Female Scholars receiving General Education.

|  | Europeans and Anglo-Indians. | Indian Christians. | Hindus.*   | Muham-<br>madans. | Bud-<br>dhists. | Parsis. | Sikhs.    | Others.   | Total.                   |                          |
|--|------------------------------|--------------------|------------|-------------------|-----------------|---------|-----------|-----------|--------------------------|--------------------------|
|  | 1                            | 2                  | 3          | 4                 | 5               | 6       | 7         | 8         | 9                        |                          |
| <b>TOTAL POPULATION.</b>                                       | 96,171                       | 1,374,588          | 80,296,024 | 28,370,926        | 5,815,506       | 42,931  | 1,020,895 | 3,191,537 | 120,208,538 <sup>†</sup> |                          |
| <i>School Education.</i>                                       |                              |                    |            |                   |                 |         |           |           |                          |                          |
| <b>Primary</b>   | <b>Classes.</b>              |                    |            |                   |                 |         |           |           |                          |                          |
|  | I                            | 6,351              | 66,510     | 762,483           | 353,369         | 105,596 | 1,877     | 10,312    | 7,637                    | 1,317,575                |
|  | II                           | 2,810              | 19,235     | 185,962           | 65,477          | 31,687  | 921       | 3,222     | 1,827                    | 311,231                  |
|  | III                          | 2,498              | 15,126     | 115,149           | 30,545          | 15,262  | 903       | 2,421     | 1,240                    | 183,143                  |
|  | IV                           | 2,529              | 11,957     | 60,449            | 11,713          | 3,967   | 687       | 1,516     | 796                      | 93,234                   |
|  | V                            | 2,110              | 8,571      | 30,181            | 4,147           | 1,632   | 671       | 936       | 309                      | 48,557                   |
| <b>Middle</b>  | VI                           | 1,948              | 5,712      | 11,883            | 1,357           | 2,094   | 772       | 324       | 147                      | 24,157                   |
|  | VII                          | 1,673              | 4,264      | 7,108             | 621             | 1,434   | 602       | 189       | 128                      | 16,017                   |
|  | VIII                         | 1,900              | 2,543      | 3,449             | 354             | 237     | 482       | 139       | 59                       | 8,562                    |
| <b>High</b>  | IX                           | 637                | 1,069      | 1,603             | 135             | 155     | 400       | 53        | 66                       | 4,119                    |
|  | X                            | 694                | 778        | 1,070             | 64              | 122     | 294       | 27        | 38                       | 3,087                    |
|  |                              | 218                | 438        | 750               | 20              | 1       | 196       | 1         | 28                       | 1,652                    |
|  |                              | 12                 | 72         | 389               | 3               | ...     | 192       | 2         | 10                       | 690                      |
| <b>TOTALS</b>  |                              | 22,780             | 137,675    | 1,180,473         | 469,645         | 162,347 | 7,697     | 19,142    | 12,285                   | 2,012,044 <sup>(e)</sup> |
| <i>University and Inter-<br/>mediate Education.</i>            |                              |                    |            |                   |                 |         |           |           |                          |                          |
| <b>Intermediate</b>  | <b>1st year</b>              | 61                 | 195        | 341               | 24              | 16      | 25        | 16        | 14                       | 692                      |
|  | <b>2nd year</b>              | 47                 | 151        | 242               | 9               | 35      | 43        | 5         | 17                       | 549                      |
| <b>Degree</b>  | <b>1st year</b>              | 22                 | 108        | 138               | 7               | 8       | 82        | ...       | 3                        | 318                      |
|  | <b>2nd year</b>              | 36                 | 71         | 115               | 5               | 5       | 7         | ...       | 8                        | 247                      |
|  | <b>3rd year</b>              | ...                | 1          | 3                 | ...             | ...     | ...       | ...       | ...                      | 4                        |
| <b>Post-graduate</b>   | <b>1st year</b>              | 2                  | 11         | 37                | ...             | 1       | 4         | 1         | ...                      | 56                       |
|  | <b>2nd year</b>              | ...                | 4          | 16                | 1               | ...     | 1         | 1         | ...                      | 23                       |
| <b>Research students</b>                                       |                              | ...                | ...        | ...               | ...             | ...     | ...       | ...       | ...                      | ...                      |
| <b>TOTALS</b>  |                              | 166                | 541        | 892               | 45              | 65      | 112       | 23        | 42                       | 1,889 <sup>(b)</sup>     |
| <b>No. of scholars in<br/>recognised insti-<br/>tutions</b>    |                              | 22,948             | 138,216    | 1,181,355         | 469,691         | 162,412 | 7,809     | 19,165    | 12,327                   | 2,013,933                |
| <b>No. of scholars in<br/>unrecognised insti-<br/>tutions.</b> |                              | ...                | 3,453      | 25,545            | 70,519          | 3,682   | 316       | 2,297     | 581                      | 105,365                  |
| <b>GRAND TOTALS</b>  |                              | 22,948             | 140,639    | 1,206,910         | 540,210         | 166,094 | 8,125     | 21,462    | 12,910                   | 2,119,298                |

\* See explanation No. 9 on page 52.

† Excludes 21,610 and 155,315 persons not enumerated by religion in Burma and in the Administered Areas in the Hyderabad State, respectively.

(e) Excludes 43 girls reading classics in Assam not shown by race or creed.

(b) Excludes 104 and 297 scholars reading in School stages in colleges in the United Provinces and Bangalore, respectively.

## V-A.—Race or Creed of Male Scholars receiving Vocational and Special Education.

|   | Europeans and Anglo-Indians. | Indian Christians. | Hindus.*       | Maham-madans.  | Bud-dhists.   | Parseis.   | Sikhs.       | Others.      | Total.         |
|---|------------------------------|--------------------|----------------|----------------|---------------|------------|--------------|--------------|----------------|
|   | 1                            | 2                  | 3              | 4              | 5             | 6          | 7            | 8            | 9              |
| <i>School Education.</i>                      |                              |                    |                |                |               |            |              |              |                |
| Art Schools . . . . .                         | 22                           | 113                | 1,773          | 273            | 34            | 30         | 23           | 10           | 2,277          |
| Law Schools . . . . .                         | ...                          | ...                | 146            | 17             | ...           | ...        | ...          | ...          | 163            |
| Medical Schools . . . . .                     | 28                           | 199                | 4,165          | 691            | 48            | 1          | 115          | 11           | 5,398          |
| Normal and Training Schools.                  | 2                            | 2,483              | 16,173         | 4,906          | 1,327         | 1          | 582          | 104          | 23,577         |
| Engineering and Surveying Schools.            | 47                           | 33                 | 1,330          | 241            | 139           | 16         | 69           | 6            | 1,841          |
| Technical and Industrial Schools.             | 501                          | 2,578              | 12,170         | 5,806          | 117           | 177        | 469          | 415          | 22,235         |
| Commercial Schools . . . . .                  | 109                          | 404                | 4,966          | 531            | 187           | 319        | 67           | 28           | 6,611          |
| Agricultural Schools . . . . .                | 1                            | 101                | 419            | 72             | 1             | ...        | ...          | 4            | 598            |
| Reformatory Schools . . . . .                 | 5                            | 99                 | 1,391          | 750            | 72            | 2          | 5            | 11           | 2,335          |
| Schools for Defectives . . . . .              | 19                           | 245                | 511            | 80             | 9             | 11         | 1            | 2            | 878            |
| Schools for Adults . . . . .                  | ...                          | 450                | 45,582         | 52,430         | 380           | 8          | 4,899        | 250          | 103,999        |
| Other schools . . . . .                       | 6                            | 482                | 41,615         | 81,861         | 12,761        | 118        | 328          | 417          | 137,758        |
| <b>TOTALS</b> . . . . .                       | <b>740</b>                   | <b>7,077</b>       | <b>130,499</b> | <b>147,730</b> | <b>15,073</b> | <b>683</b> | <b>6,558</b> | <b>1,258</b> | <b>309,670</b> |
| <i>University and Intermediate Education.</i> |                              |                    |                |                |               |            |              |              |                |
| Law . . . . .                                 | 8                            | 113                | 6,021          | 1,113          | 59            | 42         | 92           | 7            | 7,454(a)       |
| Medicine . . . . .                            | 43                           | 180                | 2,785          | 433            | 25            | 46         | 85           | 6            | 3,593          |
| Education . . . . .                           | 23                           | 53                 | 794            | 296            | 3             | 1          | 61           | 2            | 1,235          |
| Engineering . . . . .                         | 52                           | 54                 | 1,923          | 175            | 20            | 24         | 66           | 4            | 2,316          |
| Agriculture . . . . .                         | 4                            | 30                 | 615            | 180            | 38            | 14         | 71           | 13           | 955            |
| Commerce . . . . .                            | 4                            | 25                 | 1,377          | 112            | 4             | 50         | 14           | 11           | 1,597          |
| Forestry . . . . .                            | 5                            | 8                  | 70             | 16             | 8             | ...        | ...          | ...          | 107            |
| Veterinary Science . . . . .                  | 1                            | 17                 | 273            | 103            | 3             | ...        | 30           | 1            | 428            |
| <b>TOTALS</b> . . . . .                       | <b>140</b>                   | <b>470</b>         | <b>13,858</b>  | <b>3,419</b>   | <b>160</b>    | <b>177</b> | <b>419</b>   | <b>44</b>    | <b>17,687</b>  |
| <b>GRAND TOTALS</b> . . . . .                 | <b>880</b>                   | <b>7,547</b>       | <b>144,357</b> | <b>150,199</b> | <b>15,233</b> | <b>860</b> | <b>6,977</b> | <b>1,302</b> | <b>327,357</b> |

\* See explanation No. 9 on page 52.

(a) Includes 55 students of the Ravenshaw College reading Law only.

## V-B.—Race or Creed of Female Scholars receiving Vocational and Special Education.

|   | Europeans<br>and<br>Anglo-<br>Indians. | Indian<br>Christians. | Hindus*      | Muham-<br>madans. | Bud-<br>dhists. | Parsis.    | Sikhs.     | Others.    | Total         |
|---|--|-----------------------|--------------|-------------------|-----------------|------------|------------|------------|---------------|
|   | 1                                      | 2                     | 3            | 4                 | 5               | 6          | 7          | 8          | 9             |
| <b>SCHOOL EDUCATION.</b>                      |  |                       |              |                   |                 |            |            |            |               |
| Medical Schools . . . . .                     | 23                                     | 304                   | 112          | 7                 | 2               | 1          | 13         | 10         | 472           |
| Normal and Training Schools . . . . .         | 245                                    | 2,618                 | 1,688        | 467               | 586             | 27         | 116        | 26         | 5,773         |
| Technical and Industrial Schools . . . . .    | 70                                     | 2,505                 | 2,121        | 109               | 61              | 1          | 51         | 113        | 5,031         |
| Commercial Schools . . . . .                  | 394                                    | 23                    | 8            | 3                 | 32              | 6          | ...        | ...        | 466           |
| Agricultural Schools . . . . .                | ...                                    | 44                    | ...          | ...               | ...             | ...        | ...        | 6          | 50            |
| Schools for Adults . . . . .                  | ...                                    | 13                    | 1,305        | 438               | 7               | 62         | 138        | 19         | 1,977         |
| Other Schools . . . . .                       | 71                                     | 432                   | 2,149        | 584               | 580             | 178        | 37         | 223        | 4,234         |
| <b>TOTALS</b> . . . . .                       | <b>803</b>                             | <b>5,939</b>          | <b>7,363</b> | <b>1,603</b>      | <b>1,248</b>    | <b>275</b> | <b>355</b> | <b>397</b> | <b>18,003</b> |
| <b>UNIVERSITY AND INTERMEDIATE EDUCATION.</b> |  |                       |              |                   |                 |            |            |            |               |
| Medicine . . . . .                            | 32                                     | 50                    | 113          | 9                 | ...             | 17         | 8          | 1          | 230           |
| Education . . . . .                           | 79                                     | 43                    | 32           | ...               | 3               | 5          | ...        | 4          | 166           |
| Law . . . . .                                 | 2                                      | 1                     | 4            | ...               | 1               | 2          | ...        | ...        | 10            |
| Agriculture . . . . .                         | ...                                    | ...                   | 1            | ...               | ...             | ...        | ...        | ...        | 1             |
| Commerce . . . . .                            | ...                                    | ...                   | ...          | ...               | ...             | 2          | ...        | ...        | 2             |
| <b>TOTALS</b> . . . . .                       | <b>113</b>                             | <b>94</b>             | <b>150</b>   | <b>9</b>          | <b>4</b>        | <b>26</b>  | <b>8</b>   | <b>5</b>   | <b>409</b>    |
| <b>GRAND TOTALS</b>                           | <b>916</b>                             | <b>6,033</b>          | <b>7,533</b> | <b>1,612</b>      | <b>1,252</b>    | <b>301</b> | <b>363</b> | <b>402</b> | <b>18,412</b> |

\* See explanation No. 9 on page 52.



## VI-A.—Men Teachers.

| CLASS OF INSTITUTIONS.     | TRAINED TEACHERS WITH THE FOLLOWING EDUCATIONAL QUALIFICATIONS. |                                |                       |                        |                       | UNTRAINED TEACHERS.  |                 |                       |                 | Total Trained Teachers. | Total un-trained Teachers. | Grand totals of Teachers. |
|----------------------------|---|--------------------------------|-----------------------|------------------------|-----------------------|----------------------|-----------------|-----------------------|-----------------|-------------------------|----------------------------|---------------------------|
|                            | A Degree.   | Passed Matric or School Final. | Passed Middle School. | Passed Primary School. | Lower qualifications. | Possessing a degree. |                 | Possessing no degree. |                 |                         |                            |                           |
|                            |   |                                |                       |                        |                       | Certificated.        | Uncertificated. | Certificated.         | Uncertificated. |                         |                            |                           |
| 1                          | 2   | 3                              | 4                     | 5                      | 6                     | 7                    | 8               | 9                     | 10              | 11                      | 12                         |                           |
| <i>Primary Schools.</i>    |   |                                |                       |                        |                       |                      |                 |                       |                 |                         |                            |                           |
| Government                 | 2   | 177                            | 1,327                 | 1,562                  | 19                    | 3                    | 10              | 256                   | 884             | 3,087                   | 1,153                      | 4,240                     |
| Local Board and Municipal. | 12  | 1,727                          | 46,755                | 88,954                 | 524                   | 137                  | 96              | 5,885                 | 39,569          | 87,972                  | 45,707                     | 133,679                   |
| Aided                      | 32  | 1,583                          | 35,571                | 18,008                 | 820                   | 62                   | 160             | 26,495                | 82,723          | 46,014                  | 109,440                    | 155,454                   |
| Unaided                    | 2   | 39                             | 963                   | 608                    | 12                    | 6                    | 7               | 3,466                 | 9,813           | 1,624                   | 13,292                     | 14,916                    |
| TOTALS                     | 48  | 3,526                          | 74,616                | 59,132                 | 1,375                 | 208                  | 273             | 36,102                | 133,009         | 138,697                 | 169,592                    | 308,289                   |
| <i>Middle Schools.</i>     |   |                                |                       |                        |                       |                      |                 |                       |                 |                         |                            |                           |
| Government                 | 72  | 428                            | 366                   | 6                      | 8                     | 9                    | 8               | 56                    | 123             | 880                     | 195                        | 1,075                     |
| Local Board and Municipal. | 296   | 1,541                          | 16,642                | 852                    | 237                   | 43                   | 160             | 702                   | 5,756           | 19,568                  | 6,661                      | 26,229                    |
| Aided                      | 196   | 1,220                          | 9,931                 | 1,266                  | 333                   | 183                  | 454             | 3,976                 | 5,029           | 6,970                   | 9,622                      | 16,592                    |
| Unaided                    | 42  | 147                            | 872                   | 34                     | 12                    | 82                   | 170             | 961                   | 1,883           | 1,107                   | 3,046                      | 4,153                     |
| TOTALS                     | 606   | 3,336                          | 21,811                | 2,178                  | 593                   | 267                  | 772             | 5,695                 | 12,790          | 28,525                  | 19,524                     | 48,049                    |
| <i>High Schools.</i>       |   |                                |                       |                        |                       |                      |                 |                       |                 |                         |                            |                           |
| Government                 | 2,147   | 1,223                          | 878                   | 56                     | 149                   | 161                  | 379             | 305                   | 786             | 4,448                   | 1,581                      | 6,029                     |
| Local Board and Municipal. | 990   | 1,275                          | 323                   | 52                     | 353                   | 88                   | 145             | 208                   | 634             | 2,992                   | 1,073                      | 4,067                     |
| Aided                      | 3,043   | 3,009                          | 2,404                 | 348                    | 634                   | 1,952                | 2,789           | 3,441                 | 5,563           | 9,488                   | 13,745                     | 23,163                    |
| Unaided                    | 204   | 161                            | 495                   | 22                     | 12                    | 1,218                | 1,121           | 1,839                 | 2,156           | 894                     | 6,744                      | 7,238                     |
| TOTALS                     | 6,384   | 5,668                          | 4,094                 | 478                    | 1,148                 | 3,419                | 4,444           | 5,793                 | 9,069           | 17,772                  | 22,745                     | 40,517                    |
| GRAND TOTALS               | 7,040   | 12,530                         | 100,521               | 61,788                 | 3,115                 | 3,894                | 5,489           | 47,590                | 154,888         | 184,994                 | 211,661                    | 396,655                   |

## VI-B.—Women Teachers.

| ---                           | TRAINED TEACHERS WITH THE FOLLOWING EDUCATIONAL QUALIFICATIONS. |                                |                       |                        |                       | UNTRAINED TEACHERS.  |                  |                       |                  | Total Trained Teachers | Total Un-trained Teachers. | Grand totals of Teachers. |
|-------------------------------|---|--------------------------------|-----------------------|------------------------|-----------------------|----------------------|------------------|-----------------------|------------------|------------------------|----------------------------|---------------------------|
|                               | A Degree.   | Passed Matric or School Final. | Passed Middle School. | Passed Primary School. | Lower qualifications. | Possessing a degree. |                  | Possessing no degree. |                  |                        |                            |                           |
|                               |   |                                |                       |                        |                       | Certificated.        | Un-certificated. | Certificated.         | Un-certificated. |                        |                            |                           |
| 1                             | 2   | 3                              | 4                     | 5                      | 6                     | 7                    | 8                | 9                     | 10               | 11                     | 12                         |                           |
| <b>CLASS OF INSTITUTIONS.</b> |   |                                |                       |                        |                       |                      |                  |                       |                  |                        |                            |                           |
| <i>Primary Schools.</i>       |   |                                |                       |                        |                       |                      |                  |                       |                  |                        |                            |                           |
| Government . . .              | ...   | 45                             | 253                   | 299                    | 2                     | 1                    | ...              | 28                    | 401              | 599                    | 430                        | 1,029                     |
| Local Board and Municipal.    | ...   | 165                            | 2,405                 | 3,923                  | 68                    | 2                    | 1                | 261                   | 4,795            | 6,561                  | 5,059                      | 11,620                    |
| Aided . . .                   | 31  | 428                            | 3,238                 | 2,474                  | 320                   | 25                   | 40               | 2,007                 | 7,451            | 6,491                  | 9,523                      | 16,014                    |
| Unaided . . .                 | 1   | 5                              | 65                    | 57                     | ...                   | 1                    | ...              | 209                   | 804              | 128                    | 1,014                      | 1,142                     |
| <b>TOTALS</b> . . .           | <b>32</b>   | <b>643</b>                     | <b>5,961</b>          | <b>6,753</b>           | <b>390</b>            | <b>29</b>            | <b>41</b>        | <b>2,505</b>          | <b>13,451</b>    | <b>13,779</b>          | <b>16,026</b>              | <b>29,805</b>             |
| <i>Middle Schools.</i>        |   |                                |                       |                        |                       |                      |                  |                       |                  |                        |                            |                           |
| Government . . .              | 16  | 88                             | 206                   | 93                     | 6                     | 1                    | 7                | 13                    | 220              | 409                    | 241                        | 650                       |
| Local Board and Municipal.    | 4   | 37                             | 188                   | 113                    | 23                    | ...                  | 2                | 26                    | 267              | 365                    | 295                        | 660                       |
| Aided . . .                   | 67  | 650                            | 1,256                 | 727                    | 140                   | 40                   | 56               | 261                   | 1,130            | 2,840                  | 1,459                      | 4,329                     |
| Unaided . . .                 | 4   | 8                              | 43                    | 1                      | ...                   | 1                    | ...              | 16                    | 64               | 56                     | 81                         | 137                       |
| <b>TOTALS</b> . . .           | <b>91</b>   | <b>783</b>                     | <b>1,693</b>          | <b>934</b>             | <b>169</b>            | <b>42</b>            | <b>67</b>        | <b>316</b>            | <b>1,681</b>     | <b>3,670</b>           | <b>2,106</b>               | <b>5,776</b>              |
| <i>High Schools.</i>          |   |                                |                       |                        |                       |                      |                  |                       |                  |                        |                            |                           |
| Government . . .              | 84  | 250                            | 141                   | 7                      | 16                    | 14                   | 49               | 14                    | 72               | 496                    | 149                        | 647                       |
| Local Board and Municipal.    | 6   | 19                             | 23                    | 13                     | 4                     | ...                  | 1                | 2                     | 10               | 55                     | 13                         | 69                        |
| Aided . . .                   | 321   | 1,127                          | 518                   | 125                    | 60                    | 88                   | 185              | 145                   | 684              | 2,151                  | 1,102                      | 3,253                     |
| Unaided . . .                 | 6   | 6                              | 1                     | ...                    | 1                     | 3                    | 12               | 6                     | 28               | 14                     | 49                         | 63                        |
| <b>TOTALS</b> . . .           | <b>417</b>  | <b>1,399</b>                   | <b>683</b>            | <b>145</b>             | <b>81</b>             | <b>105</b>           | <b>247</b>       | <b>167</b>            | <b>794</b>       | <b>2,719</b>           | <b>1,313</b>               | <b>4,032</b>              |
| <b>GRAND TOTALS</b>           | <b>540</b>  | <b>2,819</b>                   | <b>8,337</b>          | <b>7,832</b>           | <b>640</b>            | <b>176</b>           | <b>355</b>       | <b>2,968</b>          | <b>15,926</b>    | <b>20,168</b>          | <b>19,445</b>              | <b>39,613</b>             |

## VII.—European Education.

Total European and Anglo-Indian population

|              |                |
|--------------|----------------|
| Male         | 162,746        |
| Female       | 96,171         |
| <b>Total</b> | <b>258,917</b> |

Percentage to European and Anglo-Indian population of those at school.

|       |       |         |       |               |              |
|-------|-------|---------|-------|---------------|--------------|
| Males | 17.68 | Females | 27.89 | <b>Total.</b> | <b>21.60</b> |
|-------|-------|---------|-------|---------------|--------------|

|  | Institutions. | Scholars on roll on March 31st. | Number of females in institutions for males and vice versa. | Number of Non-Europeans on roll. | TEACHERS.    |              | EXPENDITURE FROM |               |                  |                  |                    |
|--|---------------|---------------------------------|---|----------------------------------|--------------|--------------|------------------|---------------|------------------|------------------|--------------------|
|  |               |                                 |   |                                  | Trained.     | Untrained.   | Govt. funds.     | Local funds.* | Fees.            | Other sources.   | Total expenditure. |
|  |               |                                 |   |                                  |              |              |                  |               |                  |                  |                    |
|  | 1             | 2                               | 3   | 4                                | 5            | 6            | 7                | 8             | 9                | 10               | 11                 |
| <b>Institutions for Males.</b>   |               |                                 |   |                                  |              |              | Rs.              | Rs.           | Rs.              | Rs.              | Rs.                |
| Arts Colleges  | 7             | 159                             | ...   | 12                               | 46           | 13           | 1,62,770         | 200           | 1,44,387         | 62,878           | 3,70,235           |
| Training Colleges  | 1             | 22                              | ...   | ...                              | ...          | ...          | 19,929           | ...           | ...              | ...              | 19,929             |
| High Schools   | 70            | 17,548                          | 857   | 3,827                            | 591          | 359          | 11,52,441        | 15,748        | 11,73,176        | 7,12,517         | 30,53,882          |
| Middle Schools   | 41            | 4,798                           | 1,408   | 968                              | 217          | 137          | 1,94,652         | 697           | 1,57,151         | 1,65,307         | 5,17,807           |
| Primary Schools  | 52            | 3,094                           | 1,090   | 486                              | 125          | 70           | 96,444           | 1,135         | 77,324           | 1,14,359         | 2,89,262           |
| Training Schools   | ...           | ...                             | ...   | ...                              | ...          | ...          | 1,318            | ...           | ...              | ...              | 1,318              |
| Technical and Industrial Schools   | 2             | 199                             | ...   | 41                               | 8            | 2            | 25,680           | ...           | 3,844            | 18,500           | 48,024             |
| Commercial Schools   | ...           | ...                             | ...   | ...                              | ...          | ...          | ...              | ...           | ...              | ...              | ...                |
| Other schools  | 1             | 19                              | 8   | ...                              | 1            | 2            | 10,443           | ...           | 323              | ...              | 10,766             |
| <b>TOTALS</b>  | <b>174</b>    | <b>25,639</b>                   | <b>3,903</b>  | <b>5,334</b>                     | <b>988</b>   | <b>583</b>   | <b>16,63,677</b> | <b>17,780</b> | <b>15,56,205</b> | <b>10,73,561</b> | <b>43,11,223</b>   |
| <b>Institutions for Females.</b>   |               |                                 |   |                                  |              |              |                  |               |                  |                  |                    |
| Arts Colleges  | 1             | 390                             | ...   | 93                               | 15           | 10           | 9,387            | ...           | 12,696           | 3,694            | 30,777             |
| Training Colleges  | 2             | 60                              | ...   | 2                                | 8            | 2            | 40,728           | ...           | 4,905            | 2,246            | 47,879             |
| High Schools   | 101           | 18,071                          | 3,184   | 3,454                            | 911          | 403          | 11,11,976        | 21,355        | 10,52,546        | 4,87,965         | 26,73,842          |
| Middle Schools   | 66            | 7,416                           | 1,958   | 1,502                            | 335          | 158          | 2,94,273         | 18,564        | 2,69,649         | 2,71,430         | 8,53,956           |
| Primary Schools  | 63            | 3,865                           | 1,437   | 807                              | 133          | 124          | 96,434           | 4,825         | 1,07,785         | 1,45,829         | 3,54,873           |
| Training Schools   | 9             | 179                             | ...   | 17                               | 36           | 5            | 56,806           | ...           | 14,920           | 18,936           | 90,632             |
| Technical and Industrial Schools   | 1             | 72                              | ...   | 15                               | 2            | 3            | 700              | ...           | ...              | 1,903            | 2,603              |
| Commercial Schools   | 3             | 90                              | ...   | ...                              | 7            | 3            | 11,336           | ...           | 11,069           | 2,765            | 24,172             |
| Other schools  | 1             | 18                              | ...   | ...                              | 1            | ...          | 7,203            | ...           | ...              | 3,472            | 10,674             |
| <b>TOTALS</b>  | <b>249</b>    | <b>30,079</b>                   | <b>5,559</b>  | <b>5,890</b>                     | <b>1,448</b> | <b>706</b>   | <b>16,28,844</b> | <b>44,764</b> | <b>14,13,570</b> | <b>9,42,240</b>  | <b>40,89,418</b>   |
| <b>GRAND TOTALS FOR INSTITUTIONS.</b>  | <b>423</b>    | <b>55,918</b>                   | <b>...</b>  | <b>11,224</b>                    | <b>2,436</b> | <b>1,289</b> | <b>32,92,521</b> | <b>62,544</b> | <b>30,29,775</b> | <b>20,15,801</b> | <b>84,00,641</b>   |
| Expenditure on buildings includes Rs. 1,69,257 spent by the Public Works Department. |               |                                 |   | Inspection                       |              |              | 1,36,466         | ...           | ...              | ...              | 1,36,466           |
| "Miscellaneous" includes the following main items:—                                  |               |                                 |   | Buildings, etc.                  |              |              | 6,87,319         | 14,500        | 1,42,038         | 10,71,674        | 19,05,551          |
| Scholarships, hostel charges and other contingent charges.                           |               |                                 |   | Miscellaneous                    |              |              | 10,38,079        | 3,180         | 28,63,402        | 15,42,656        | 54,47,317          |
|  |               |                                 |   | <b>TOTALS</b>                    |              |              | <b>18,61,894</b> | <b>7,680</b>  | <b>30,05,460</b> | <b>26,14,330</b> | <b>74,89,324</b>   |
|  |               |                                 |   | <b>GRAND TOTALS</b>              |              |              | <b>51,54,405</b> | <b>70,224</b> | <b>60,35,235</b> | <b>46,30,131</b> | <b>1,58,59,994</b> |

\* Include both District Board and Municipal Funds.

## VIII.—Examination Results.

| Examinations.                      | MALES.               |          |        |                |          |        | FEMALES.             |          |        |                |          |        |
|------------------------------------|----------------------|----------|--------|----------------|----------|--------|----------------------|----------|--------|----------------|----------|--------|
|                                    | NUMBER OF EXAMINERS. |          |        | NUMBER PASSED. |          |        | NUMBER OF EXAMINERS. |          |        | NUMBER PASSED. |          |        |
|                                    | Public.*             | Private. | Total. | Public.*       | Private. | Total. | Public.*             | Private. | Total. | Public.*       | Private. | Total. |
|                                    | 1                    | 2        | 3      | 4              | 5        | 6      | 7                    | 8        | 9      | 10             | 11       | 12     |
| <b>DEGREE EXAMINATIONS.</b>        |                      |          |        |                |          |        |                      |          |        |                |          |        |
| <i>Arts and Science.</i>           |                      |          |        |                |          |        |                      |          |        |                |          |        |
| B. Litt.                           | ...                  | ...      | ...    | ...            | ...      | ...    | ...                  | ...      | ...    | ...            | ...      | ...    |
| B. D.                              | ...                  | ...      | 13     | ...            | ...      | 7      | ...                  | ...      | ...    | ...            | ...      | ...    |
| B. Sc.                             | 1                    | 6        | 7      | 1              | 5        | 6      | ...                  | ...      | ...    | ...            | ...      | ...    |
| B. A.                              | 1,065                | 379      | 1,444  | 778            | 212      | 1,020  | 28                   | 17       | 45     | 19             | 9        | 28     |
| B. Sc.                             | 434                  | 46       | 480    | 303            | 26       | 329    | 1                    | ...      | 1      | ...            | ...      | ...    |
| B. A. (Honours)                    | 1,433                | 211      | 1,614  | 827            | 142      | 969    | 51                   | 4        | 55     | 43             | 4        | 47     |
| B. Sc. (Honours)                   | 328                  | 16       | 344    | 180            | 4        | 184    | 1                    | 1        | 1      | 1              | 1        | 1      |
| B. A. (Pass)                       | 8,415                | 4,783    | 13,198 | 4,401          | 1,795    | 6,196  | 147                  | 133      | 280    | 107            | 67       | 174    |
| B. Sc. (Pass)                      | 2,046                | 202      | 2,248  | 1,296          | 97       | 1,363  | 13                   | 2        | 15     | 7              | 2        | 9      |
| <i>Law.</i>                        |                      |          |        |                |          |        |                      |          |        |                |          |        |
| Master of Law                      | ...                  | 56       | 56     | ...            | 7        | 7      | ...                  | ...      | ...    | ...            | ...      | ...    |
| Bachelor of Law                    | 5,001                | 322      | 5,323  | 2,750          | 163      | 2,933  | 3                    | ...      | 3      | 1              | ...      | 1      |
| <i>Medicine.</i>                   |                      |          |        |                |          |        |                      |          |        |                |          |        |
| B. D.                              | 18                   | 8        | 26     | 3              | 4        | 7      | 1                    | ...      | 1      | 1              | ...      | 1      |
| B. B. S.                           | 1,371                | 4        | 1,375  | 488            | 4        | 490    | 45                   | ...      | 48     | 20             | ...      | 20     |
| M. S.                              | 75                   | ...      | 75     | 37             | ...      | 33     | 5                    | ...      | 5      | 2              | ...      | 2      |
| B. C. P. & S. (Bombay)             | 5                    | ...      | 5      | 1              | ...      | 1      | ...                  | ...      | ...    | ...            | ...      | ...    |
| B. S. F. M. (Calcutta)             | 19                   | ...      | 19     | 5              | ...      | 5      | ...                  | ...      | ...    | ...            | ...      | ...    |
| B. S.                              | 11                   | 4        | 15     | 4              | 2        | 6      | ...                  | ...      | ...    | ...            | ...      | ...    |
| B. Obstetrics                      | ...                  | ...      | ...    | ...            | ...      | ...    | ...                  | ...      | ...    | ...            | ...      | ...    |
| B. Hyg.                            | 11                   | ...      | 11     | 2              | ...      | 2      | ...                  | ...      | ...    | ...            | ...      | ...    |
| B. P. H.                           | 12                   | 24       | 36     | 9              | 18       | 27     | ...                  | ...      | ...    | ...            | ...      | ...    |
| B. O.                              | 6                    | ...      | 6      | 3              | ...      | 3      | ...                  | ...      | ...    | ...            | ...      | ...    |
| B. Sc. (Sanitary)                  | 31                   | ...      | 31     | 16             | ...      | 16     | ...                  | ...      | ...    | ...            | ...      | ...    |
| B. T. M. (Calcutta)                | 17                   | 23       | 40     | 14             | 20       | 34     | 1                    | ...      | ...    | ...            | ...      | ...    |
| <i>Engineering.</i>                |                      |          |        |                |          |        |                      |          |        |                |          |        |
| Bachelor of C. E.                  | 225                  | ...      | 225    | 172            | ...      | 172    | ...                  | ...      | ...    | ...            | ...      | ...    |
| Bachelor of M. E.                  | 87                   | ...      | 87     | 75             | ...      | 75     | ...                  | ...      | ...    | ...            | ...      | ...    |
| Bachelor of Mining and Metallurgy. | 4                    | ...      | 4      | 4              | ...      | 4      | ...                  | ...      | ...    | ...            | ...      | ...    |
| <i>Education.</i>                  |                      |          |        |                |          |        |                      |          |        |                |          |        |
| B. E., B. T., & L. T.              | 714                  | 96       | 810    | 579            | 58       | 637    | 66                   | 28       | 94     | 53             | 21       | 74     |
| <i>Commerce.</i>                   |                      |          |        |                |          |        |                      |          |        |                |          |        |
| Master of Commerce.                | 2                    | ...      | 2      | 1              | ...      | 1      | ...                  | ...      | ...    | ...            | ...      | ...    |
| Bachelor of Commerce.              | 329                  | 83       | 412    | 210            | 38       | 248    | ...                  | ...      | ...    | ...            | ...      | ...    |
| <i>Agriculture.</i>                |                      |          |        |                |          |        |                      |          |        |                |          |        |
| Master of Agriculture              | 6                    | ...      | 6      | 2              | ...      | 2      | ...                  | ...      | ...    | ...            | ...      | ...    |
| Bachelor of Agriculture.           | 157                  | ...      | 157    | 114            | ...      | 114    | ...                  | ...      | ...    | ...            | ...      | ...    |

\* i.e., appearing from a recognised institution.

† Including the Diploma Examination of the Thomason Civil Engineering College, Roorkee.

## VIII.—Examination Results—contd.

| Examinations.                                | MALES.               |          |         |                |          |         | FEMALES.             |          |        |                |          |        |
|--|----------------------|----------|---------|----------------|----------|---------|----------------------|----------|--------|----------------|----------|--------|
|  | NUMBER OF EXAMINERS. |          |         | NUMBER PASSED. |          |         | NUMBER OF EXAMINERS. |          |        | NUMBER PASSED. |          |        |
|  | Public*.             | Private. | Total.  | Public*.       | Private. | Total.  | Public*.             | Private. | Total. | Public*.       | Private. | Total. |
| 1  | 2                    | 3        | 4       | 5              | 6        | 7       | 8                    | 9        | 10     | 11             | 12       |        |
| <b>INTERMEDIATE EXAMINATIONS.</b>            |                      |          |         |                |          |         |                      |          |        |                |          |        |
| Intermediate in Arts.                        | 11,084               | 2,310    | 13,374  | 5,630          | 803      | 6,433   | 375                  | 117      | 492    | 245            | 82       | 3      |
| Intermediate in Science.                     | 3,816                | 6,647    | 15,463  | 4,110          | 2,046    | 6,156   | 150                  | 190      | 340    | 91             | 77       | 168    |
| Licentiate of Civil Engineering.             | 105                  | ...      | 105     | 78             | ...      | 78      | ...                  | ...      | ...    | ...            | ...      | ...    |
| Licence, Diploma or Certificate in Teaching. | 1,753                | 87       | 1,840   | 1,853          | 63       | 1,416   | 397                  | 2        | 299    | 246            | ...      | 246    |
| Intermediate or Diploma in Commerce.         | 858                  | 31       | 889     | 594            | 16       | 610     | 1                    | ...      | 1      | 1              | ...      | 1      |
| Licentiate of Agriculture.                   | 374                  | 1        | 275     | 154            | 1        | 153     | ...                  | ...      | ...    | ...            | ...      | ...    |
| Veterinary Examinations.                     | 190                  | 2        | 201     | 132            | 1        | 133     | ...                  | ...      | ...    | ...            | ...      | ...    |
| <b>SCHOOL EXAMINATIONS.</b>                  |                      |          |         |                |          |         |                      |          |        |                |          |        |
| (a) On completion of High School course.     |                      |          |         |                |          |         |                      |          |        |                |          |        |
| Matriculation                                | 32,922               | 2,779    | 35,701  | 30,750         | 1,063    | 31,813  | 339                  | 260      | 599    | 242            | 171      | 413    |
| School Final, etc.                           | 56,236               | 6,678    | 62,914  | 27,208         | 4,450    | 31,658  | 1,151                | 149      | 1,300  | 876            | 78       | 948    |
| European High School.                        | 296                  | 5        | 301     | ...            | 203      | ...     | 279                  | 9        | 288    | 210            | 4        | 214    |
| Cambridge School certificate.                | 507                  | 131      | 638     | 334            | 12       | 346     | 289                  | 14       | 303    | 169            | 4        | 173    |
| (b) On completion of Middle School course.   |                      |          |         |                |          |         |                      |          |        |                |          |        |
| Cambridge Junior                             | 635                  | 4        | 639     | 420            | ...      | 420     | 451                  | 2        | 453    | 306            | 2        | 302    |
| European Middle                              | 674                  | ...      | 674     | 573            | ...      | 573     | 494                  | 1        | 495    | 375            | 1        | 376    |
| Anglo-Vernacular Middle.                     | 75,066               | 1,014    | 76,080  | 55,407         | 268      | 55,675  | 3,569                | 118      | 3,687  | 2,473          | 36       | 2,509  |
| Vernacular Middle                            | 56,666               | 10,169   | 66,835  | 36,793         | 3,799    | 40,592  | 4,707                | 1,213    | 5,920  | 2,497          | 516      | 3,013  |
| (c) On completion of Primary course.         |                      |          |         |                |          |         |                      |          |        |                |          |        |
| Upper Primary                                | 235,860              | 2,116    | 237,976 | 177,783        | 502      | 178,285 | 16,697               | 327      | 17,024 | 12,190         | 139      | 12,269 |
| Lower Primary                                | 515,657              | 516      | 516,173 | 368,304        | 471      | 368,775 | 60,578               | 163      | 60,740 | 44,370         | 128      | 44,498 |
| (d) On completion of Vocational course.      |                      |          |         |                |          |         |                      |          |        |                |          |        |
| For teacher's certificates—                  |                      |          |         |                |          |         |                      |          |        |                |          |        |
| Vernacular, Higher.                          | 6,317                | 1,172    | 7,489   | 4,628          | 531      | 5,149   | 1,772                | 76       | 1,848  | 1,224          | 37       | 1,261  |
| Vernacular, Lower.                           | 11,843               | 3,374    | 14,116  | 8,649          | 323      | 9,471   | 936                  | 41       | 947    | 563            | 20       | 583    |
| At Art Schools                               | 1,466                | 50       | 1,536   | 831            | 19       | 850     | 32                   | ...      | 32     | 18             | ...      | 13     |
| At Law Schools                               | ...                  | ...      | ...     | ...            | ...      | ...     | ...                  | ...      | ...    | ...            | ...      | ...    |
| At Medical Schools                           | 1,579                | 311      | 1,790   | 849            | 150      | 999     | 154                  | 18       | 172    | 112            | 16       | 128    |
| At Engineering Schoolst.                     | 713                  | 523      | 1,236   | 496            | 181      | 607     | ...                  | ...      | ...    | ...            | ...      | ...    |
| At Technical and Industrial Schools          | 2,917                | 1,295    | 4,212   | 2,493          | 849      | 3,254   | 468                  | 308      | 771    | 323            | 163      | 486    |
| At Commercial Schools.                       | 2,169                | 5,239    | 7,408   | 1,086          | 1,517    | 2,555   | 30                   | 43       | 73     | 20             | 15       | 35     |
| At Agricultural Schools.                     | 259                  | ...      | 258     | 236            | ...      | 236     | ...                  | ...      | ...    | ...            | ...      | ...    |
| At other Schools.                            | 5,792                | 826      | 6,118   | 3,337          | 127      | 3,464   | 9                    | ...      | 8      | 6              | ...      | 6      |

\* i.e., appearing from a recognised institution.

† Include Surrey Schools.

**EDUCATION, INDIA**

---

**EDUCATION IN INDIA**

**IN**

**1929-30.**



**CALCUTTA: GOVERNMENT OF INDIA  
CENTRAL PUBLICATION BRANCH  
1932**

Government of India Publications are obtainable from the Government of India Central Publication Branch, 3, Government Place, West, Calcutta, and from the following Agents :—

**EUROPE.**

OFFICE OF THE HIGH COMMISSIONER FOR INDIA,  
INDIA HOUSE, ALDWYCH, LONDON, W. C. 2.

And at all Booksellers.

**INDIA AND CEYLON : Provincial Book Depôts.**

**MADRAS:**—Superintendent, Government Press, Mount Road, Madras.  
**BOMBAY:**—Superintendent, Government Printing and Stationery, Queen's Road, Bombay.  
**BIRD:**—Library attached to the Office of the Commissioner in Sind, Karachi.  
**BOMBAY:**—Bengal Secretariat Book Depot, Writers' Buildings, Room No. 1, Ground Floor, Calcutta.  
**UNITED PROVINCES OF AGRA AND OUDH:**—Superintendent of Government Press, United Provinces of Agra and Oudh, Allahabad.  
**PUNJAB:**—Superintendent, Government Printing, Punjab, Lahore.  
**BURMA:**—Superintendent, Government Printing, Burma, Rangoon.  
**CENTRAL PROVINCES AND BEHAR:**—Superintendent, Government Printing, Central Provinces, Nagpur.  
**ASSAM:**—Superintendent, Assam Secretariat Press, Shillong.  
**BIHAR AND ORISSA:**—Superintendent, Government Printing, Bihar and Orissa, P. O. Gularbagh, Patna.  
**NORTH-WEST FRONTIER PROVINCE:**—Manager, Government Printing and Stationery, Peshawar.

Thacker Spink & Co., Ltd., Calcutta and Simla.  
 W. Newman & Co., Ltd., Calcutta.  
 S. K. Lahiri & Co., Calcutta.  
 The Indian School Supply Depot 300, Bow Bazar Street, Calcutta.  
 Butterworth & Co. (India), Ltd., Calcutta.  
 M. C. Sarcar & Sons, 15, College Square, Calcutta.  
 Standard Literature Company, Limited, Calcutta.  
 Association Press, Calcutta.  
 Chokkervetty, Chatterjee & Co., Ltd., 18, College Square, Calcutta.  
 The Book Company, Calcutta.  
 James Murray & Co., 12, Government Place, Calcutta. (For Meteorological Publications only.)  
 Ray Chaudhury & Co., 68-5, Ashutosh Mukherji Road, Calcutta.  
 Scientific Publishing Co., 9, Taitola Lane, Calcutta.  
 Chatterjee & Co., 3-1, Bacharam Chatterjee Lane, Calcutta.  
 Standard Law Book Society, 5, Hastings Street, Calcutta.  
 The Hindu Library, 3, Nandalal Mullick Lane, Calcutta.  
 Kamala Book Depot, Ltd., 15, College Square, Calcutta.  
 The Pioneer Book Supply Co., 20, Shiv Narain Das Lane, Calcutta.  
 P. C. Sarkar & Co., 2, Shama Charan De Street, Calcutta.  
 Bengal Flying Club, Dum Dum Cantt.  
 Kall Charan & Co., Municipal Market, Calcutta.  
 N. M. Roy Chowdhury & Co., 11, College Sq., Calcutta.  
 Grantha Mandir, Cuttack.  
 B. C. Basak, Esq., Proprietor, Albert Library, Dacca.  
 Higginbothams, Madras.  
 Boobose & Sons, Madras.  
 G. A. Nateson & Co., Publishers, George Town, Madras.  
 P. Varadachary & Co., Madras.  
 City Book Co., Madras.  
 Law Publishing Co., Mylapore, Madras.  
 The Booklover's Resort, Talkad, Trivandrum, South India.  
 K. M. Gopalakrishna Kone, Pudukmandapam, Madras.  
 Central Book Depot, Madras.  
 Vijnapur & Co., Vizagapatam.  
 Thacker & Co., Ltd., Bombay.  
 D. B. Taraporevala Sons & Co., Bombay.  
 Ram Chandra Govind & Sons, Kalbadevi Road, Bombay.  
 N. M. Tripathi & Co., Booksellers, Princes Street, Kalbadevi Road, Bombay.  
 New and Secondhand Bookshop, Kalbadevi Road, Bombay.  
 J. M. Pandia & Co., Bombay.  
 A. H. Wheeler & Co., Allahabad, Calcutta and Bombay.  
 Bombay Book Depot, Girgaon, Bombay.  
 Bennett, Coleman & Co., Ltd., The Times of India Press, Bombay.  
 The Popular Book Depot, Bombay.  
 Lawrence & Mayo, Ltd., Bombay.  
 The Manager, Oriental Book Supplying Agency, 15, Shukrawar, Poona City.  
 Rama Krishna Bros., Opposite Vishrambag, Poona City.  
 B. P. Bookstall, 21, Budhwar, Poona.  
 The International Book Service, Poona 4.  
 Mangaldas & Sons, Booksellers and Publishers, Bhaga Talao, Surat.  
 The Standard Book and Stationery Co., 32-38, Arbab Road, Peshawar.  
 The Students' Own Book Depot, Dharwar.  
 Shri Sha kar Karnataka Pustaka Bhandara, Malamuddi, Dharwar.  
 The English Book Depot Ferozapore.

Frontier Book & Stationery Co., Rawalpindi.  
 \*Hosenbhoy Karimji & Sons, Karachi.  
 The English Bookstall, Karachi.  
 Iqbal & Co., Karachi.  
 Keale & Co., Karachi.  
 Ram Chander & Sons, Umballa, Kasauli.  
 The Standard Bookstall, Quetta and Lahore.  
 U. P. Malhotra & Co., Quetta.  
 J. Ray & Sons, 43, K. & L., Edwardes Road, Rawalpindi, Murree and Lahore.  
 The Standard Book Depot, Lahore, Nainital, Mussoorie, Dehra, Ambala Cantonment and Delhi.  
 The North India Christian Tract and Book Society, 18, Olive Road, Allahabad.  
 Ram Narain Lal, Katra, Allahabad.  
 "The Leader," Allahabad.  
 The Indian Army Book Depot, Dayalbagh, Agra.  
 The English Book Depot, Taj Road, Agra.  
 Gays Prasad & Sons, Agra.  
 Narain & Co., Meston Road, Cawnpore.  
 The Indian Army Book Depot, Jullundur City—Daryaganj, Delhi.  
 Manager, Newal Kishore Press, Lucknow.  
 The Upper India Publishing House Ltd., Literature Palace, Ammuddania Park, Lucknow.  
 Rai Sahib M. Gulab Singh & Sons, Mudd-ai-Am Press, Lahore and Allahabad.  
 Rama Krishna & Sons, Booksellers, Anarkali, Lahore.  
 Students' Popular Depot, Anarkali, Lahore.  
 The Proprietor, Punjab Sanskrit Book Depot, Saidmatta Street, Lahore.  
 The Insurance Publicity Co., Ltd., Lahore.  
 The Punjab Religious Book Society, Lahore.  
 The Commercial Book Co., Lahore.  
 The University Book Agency, Kachari Road, Lahore.  
 Manager of the Imperial Book Depot, 63, Chandni Chowk Street, Delhi.  
 J. M. Jaina and Bros., Delhi.  
 Fono Book Agency, New Delhi and Simla.  
 Oxford Book and Stationery Company, Delhi, Lahore, Simla, Meerut and Calcutta.  
 Mchahal Dossabhai Shah, Rajkot.  
 Supdt., American Baptist Mission Press, Rangoon.  
 Burma Book Club, Ltd., Rangoon.  
 S. C. Tankdar, Proprietor, Students & Co., Cooch Behar.  
 The Manager, The Indian Book Shop, Benares City.  
 Nandkishore & Bros., Chowk, Benares City.  
 The Srivilliputtur Co-operative Trading Union, Ltd., Srivilliputtur (S. I. E.).  
 Raghunath Prasad & Sons, Patna City.  
 The Students' Emporium, Patna.  
 K. L. Mathur & Bros. Gursi, Patna City.  
 Kamala Book Stores, Bankipore, Patna.  
 G. Banerjee & Bros., Ranchi.  
 M. C. Kothari, Raipura Road, Baroda.  
 B. Parikh & Co., Baroda.  
 The Hyderabad Book Depot, Chaderghat, Hyderabad (Deccan).  
 S. Krishnaswami & Co., Tappakulam P. O., Trichinopoly Post.  
 Standard Book and Map Agency, Book sellers and Publishers Ballygange.  
 Karnataka Publishing House, Bangalore City.  
 Bheema Sons, Fort, Bangalore City.  
 Superintendent, Bangalore Press, Lake View, Mysore Road Bangalore City.

AGENT IN PALESTINE:—Steinmatsky, Jerusalem.  
 \*Agent's for publications on aviation only.

## TABLE OF CONTENTS.

|  | PAGE. |
|--|-------|
| Preface.   |       |
| I.—General Summary . . . . .                                       | 1     |
| II.—University and Intermediate Education . . . . .                | 10    |
| III.—Secondary Education . . . . .                                 | 21    |
| IV.—Primary Education (Boys) . . . . .                             | 26    |
| V.—Education of Girls . . . . .                                    | 31    |
| VI.—The Training of Teachers . . . . .                             | 34    |
| VII.—Professional and Technical Education . . . . .                | 38    |
| VIII.—Education of Special Classes . . . . .                       | 40    |
| IX.—Miscellaneous . . . . .  | 47    |
| APPENDIX—  |       |
| General Educational Tables for British India for 1929-30 . . . . . | 53    |



## **PREFACE.**

This report deals with the period from April 1, 1929, to March 31, 1930. It is based on the reports of Directors of Public Instruction in the different provinces and gives a brief account of the chief educational developments which have taken place in British India during the period under review. For fuller details, reference should be made to the provincial reports on education.

**F. K. CLARK,**

*Educational Commissioner  
with the Government of India.*

SIMLA :  
*April, 1932.*

# EDUCATION IN INDIA

IN

1929-30

## I.—GENERAL SUMMARY.

*General.*—The Auxiliary Committee to the Indian Statutory Commission, to the appointment of which reference was made in last year's report, submitted their "Review of the Growth of Education in British India" during the year. Though restricted by their terms of reference to a review of "education and its organisation in British India in relation to political and constitutional conditions and potentialities", the Committee have given a valuable survey of existing educational institutions and their progress. Valuable suggestions have been made for the improvement of education in all its aspects, special emphasis being laid on the importance of female education and of a strong inspectorate. It was also urged that "the Government of India should serve as a centre of educational information for the whole of India and as a means of co-ordinating the educational experience of the different provinces" and that they should not be entirely relieved "of all responsibility for the attainment of universal primary education".

*Statistics.*—From an examination of the statistics it can be seen that some advance has been made in the year under report but the rate of expansion was slower than in the previous year. The number of recognised institutions increased by 3,038 and the number of scholars by 350,605, the corresponding increases in the previous year being 3,984 and 387,841 respectively. The number of scholars reading in all institutions, recognised and unrecognised, increased by 349,287 as against an increase of 390,617 in 1928-29. The subjoined table shows the different types of institutions with the number of scholars attending them.

| Types of Institutions.                            | Number of Institutions. |                | Number of Scholars. |                   |
|---|-------------------------|----------------|---------------------|-------------------|
|   | 1929.                   | 1930.          | 1929.               | 1930.             |
| <i>Recognised Institutions.</i>                   |                         |                |                     |                   |
| Universities . . . . .                            | 16                      | 16             | 8,078               | 9,027             |
| Arts Colleges . . . . .                           | 242                     | 241            | 68,527              | 70,487            |
| Professional Colleges . . . . .                   | 71                      | 72             | 17,652              | 17,652            |
| High Schools . . . . .                            | 2,834                   | 2,944          | 873,168             | 922,880           |
| Middle Schools . . . . .                          | 9,753                   | 10,208         | 1,238,808           | 1,323,328         |
| Primary Schools . . . . .                         | 201,688                 | 204,094        | 9,013,591           | 9,224,084         |
| Special Schools . . . . .                         | 9,190                   | 9,257          | 327,673             | 331,144           |
| <b>Total of Recognised Institutions . . . . .</b> | <b>223,794</b>          | <b>226,832</b> | <b>11,547,997</b>   | <b>11,898,602</b> |
| <b>Unrecognised Institutions . . . . .</b>        | <b>34,222</b>           | <b>34,114</b>  | <b>618,342</b>      | <b>616,524</b>    |
| <b>Grand total of all Institutions . . . . .</b>  | <b>258,016</b>          | <b>260,946</b> | <b>12,165,839</b>   | <b>12,515,126</b> |

*Institutions.*—The total number of institutions increased in all provinces except in the United Provinces, Bihar and Orissa, Burma and the North West Frontier Province, the largest increase being 1,480 in Bengal. The decrease in the United Provinces, Burma and the North-West Frontier Province was due largely to the fall in the number of unrecognised institutions. Bihar and Orissa recorded the largest decrease, 1,007. This was mainly due to the large fall in the number of primary schools both for boys and girls. The Director of Public Instruction, Bihar and Orissa, however, thinks that “this is not entirely to be deplored” for there is “ground for thinking that it is the least satisfactory schools which have disappeared”.

*Pupils.*—In spite of the decrease in the number of institutions, there is an increase in the number of scholars in all provinces except Bihar and Orissa; this is especially noticeable in the Punjab with an increase of 92,607 and in Madras with 87,031. In Bihar and Orissa the decrease was 29,496.

The following table indicating the state of education among the principal communities of India should be of considerable interest:—

| Community.                            | Number of Scholars. | Percentage to population of the community. |
|---------------------------------------|---------------------|--|
| Europeans and Anglo-Indians . . . . . | 49,440              | 19.0                                       |
| Indian Christians . . . . .           | 396,658             | 14.2                                       |
| Hindus . . . . .                      | 7,828,887           | 4.8  |
| Muhammadans . . . . .                 | 3,233,498           | 5.4  |
| Buddhists . . . . .                   | 641,885             | 5.6  |
| Parsis . . . . .                      | 19,891              | 22.2                                       |
| Sikhs . . . . .                       | 184,757             | 7.7  |
| Others . . . . .                      | 161,081             | 2.5  |
|                                       | 12,516,097          | 5.0  |

*Expenditure.*—The total expenditure on education increased by Rs. 35,42,677 as against an increase of Rs. 1,24,54,928 in the previous year. To this increase Bengal, among the provinces, made the largest contribution, Rs. 10,01,884; the Punjab, Bombay, Bihar and Orissa, Assam, United Provinces and Central Provinces contributing Rs. 689,559, 6,90,535, 5,82,213, 472,682, 214,903, 89,259 and 60,302 respectively. Among the minor Administrations, Delhi was responsible for the largest amount—Rs. 2,62,773. The total increase during the year would, however, have been much higher if in Madras, the North West Frontier Province and Ajmer-Merwara expenditure had not decreased by Rs. 4,25,368, 97,067 and 30,965 respectively. Of the total expenditure Government funds contributed 48.3 per cent., district board and municipal funds 15.5 per cent., fees 22.0 per cent. and all other sources 14.2 per cent., the corresponding percentages for the year 1928-29 being 48.7, 14.6,

21·3 and 15·4. In the North-West Frontier Province expenditure from government funds represents as much as 70 per cent. of the total expenditure, whereas in Bengal it is only 34·9. In Bengal local funds provide only 6·6 per cent. of the total expenditure, but in Bihar and Orissa 28·5 per cent. In the North-West Frontier Province and the Central Provinces only 9·3 and 14·2 per cent. of the total expenditure is met from fees whereas in Bengal it is 42·4. The average annual cost per scholar decreased slightly from Rs. 23-7-1 to Rs. 23-0-10. Of this amount Government provided Rs. 11-2-3, local funds Rs. 3-9-1, fees Rs. 5-1-4 and other sources Rs. 3-4-2. The provincial figures ranged from Rs. 15-12-2 in Assam to Rs. 90-8-0 in Central India.

## (i) Number of Institutions, 1930.

| Province.                              | NO. OF RECOGNISED INSTITUTIONS. |                |                                     | NO. OF UNRECOGNISED INSTITUTIONS. |               |                                     | TOTAL NO. OF INSTITUTIONS. |                |                                     |
|--|---------------------------------|----------------|-------------------------------------|-----------------------------------|---------------|-------------------------------------|----------------------------|----------------|-------------------------------------|
|  | 1930.                           | 1929.          | Increase (+)<br>or<br>Decrease (-). | 1930.                             | 1929.         | Increase (+)<br>or<br>Decrease (-). | 1930.                      | 1929.          | Increase (+)<br>or<br>Decrease (-). |
| Madras . . . . .                       | 56,959                          | 56,016         | +943                                | 1,818                             | 2,078         | -260                                | 58,777                     | 58,094         | +683                                |
| Bombay* . . . . .                      | 15,946                          | 15,714         | +232                                | 1,238                             | 1,380         | -142                                | 17,179                     | 17,094         | +85                                 |
| Bengal . . . . .                       | 65,451                          | 63,909         | +1,542                              | 1,521                             | 1,583         | -62                                 | 66,972                     | 65,492         | +1,480                              |
| United Provinces . . . . .             | 28,880                          | 28,774         | +106                                | 2,305                             | 2,524         | -219                                | 29,185                     | 29,298         | -113                                |
| Punjab . . . . .                       | 18,807                          | 12,818         | +489                                | 6,162                             | 5,282         | +880                                | 19,469                     | 18,100         | +1,369                              |
| Burma† . . . . .                       | 7,418                           | 7,282          | +136                                | 18,072                            | 18,290        | -218                                | 25,490                     | 25,572         | -82                                 |
| Bihar and Orissa . . . . .             | 30,090                          | 31,048         | -958                                | 1,846                             | 1,695         | +151                                | 31,736                     | 32,743         | -1,007                              |
| Central Provinces and Berar . . . . .  | 5,347                           | 5,240          | +107                                | 249                               | 241           | +8                                  | 5,596                      | 5,481          | +115                                |
| Assam . . . . .                        | 6,429                           | 6,068          | +361                                | 577                               | 562           | +15                                 | 7,006                      | 6,650          | +356                                |
| North-West Frontier Province . . . . . | 940                             | 913            | +27                                 | 147                               | 238           | -91                                 | 1,087                      | 1,151          | -64                                 |
| Coorg . . . . .                        | 111                             | 111            | ..                                  | 18                                | 20            | -2                                  | 129                        | 131            | -2                                  |
| Delhi . . . . .                        | 321                             | 323            | +8                                  | 57                                | 28            | +29                                 | 388                        | 351            | +37                                 |
| Ajmer-Merwara . . . . .                | 265                             | 241            | +24                                 | 60                                | 64            | -4                                  | 325                        | 305            | +20                                 |
| Baluchistan . . . . .                  | 107                             | 100            | +7                                  | 210                               | 180           | +30                                 | 317                        | 280            | +37                                 |
| Bangalore . . . . .                    | 114                             | 108            | +6                                  | 17                                | 17            | ..                                  | 131                        | 125            | +6                                  |
| Minor Administered Areas‡ . . . . .    | 187                             | 181            | +6                                  | 22                                | 20            | +2                                  | 169                        | 151            | +18                                 |
| <b>TOTAL BRITISH INDIA</b> . . . . .   | <b>226,882</b>                  | <b>223,796</b> | <b>+3,086</b>                       | <b>34,114</b>                     | <b>34,222</b> | <b>-108</b>                         | <b>260,946</b>             | <b>258,018</b> | <b>+2,928</b>                       |

\* The figures for Aiden are included under Bombay.

† Figures for both Burma Proper and the Federated Shans State, are given under Burma.

‡ Administered Areas in the Bombay, Assam, Central India, Rajputana, Western India, Baroda and Hyderabad States.

(iv) Number of Scholars, 1930.

| Province.                              | NO. OF SCHOLARS IN RECOGNISED INSTITUTIONS. |                   |                                     | NO. OF SCHOLARS IN UNRECOGNISED INSTITUTIONS. |                |                                     | TOTAL NO. OF SCHOLARS IN ALL INSTITUTIONS. |                   |                                     | PERCENTAGE OF TOTAL SCHOLARS TO TOTAL POPULATION. |            |
|--|---|-------------------|-------------------------------------|---|----------------|-------------------------------------|--|-------------------|-------------------------------------|---|------------|
|  | 1930.                                       | 1929.             | Increase (+)<br>or<br>Decrease (-). | 1930.   | 1929.          | Increase (+)<br>or<br>Decrease (-). | 1930.                                      | 1929.             | Increase (+)<br>or<br>Decrease (-). | 1930.   | 1929.      |
| Madras . . . . .                       | 2,824,646                                   | 2,729,237         | +95,709                             | 54,841  | 63,519         | -8,678                              | 2,879,787                                  | 2,792,756         | +87,031                             | 6.8   | 6.6        |
| Bombay . . . . .                       | 1,231,274                                   | 1,196,823         | +34,451                             | 33,777  | 37,009         | -3,232                              | 1,265,051                                  | 1,233,832         | +31,219                             | 6.6   | 6.4        |
| Bengal . . . . .                       | 2,633,082                                   | 2,567,357         | +65,725                             | 54,754  | 57,865         | -3,111                              | 2,687,836                                  | 2,625,222         | +62,614                             | 5.7   | 5.6        |
| United Provinces . . . . .             | 1,459,775                                   | 1,428,672         | +31,103                             | 61,973  | 64,811         | -2,838                              | 1,521,748                                  | 1,491,483         | +30,265                             | 3.3   | 3.3        |
| Punjab . . . . .                       | 1,139,232                                   | 1,115,083         | +24,149                             | 124,144                                       | 105,686        | +18,458                             | 1,313,376                                  | 1,220,760         | +92,607                             | 6.3   | 5.9        |
| Burma . . . . .                        | 528,925                                     | 503,564           | +25,361                             | 197,256                                       | 201,614        | -4,358                              | 726,181                                    | 705,178           | +21,003                             | 5.5   | 5.3        |
| Bihar and Orissa . . . . .             | 1,059,072                                   | 1,089,623         | -30,556                             | 42,217  | 47,157         | +4,940                              | 1,101,289                                  | 1,136,781         | -35,492                             | 3.2   | 3.3        |
| Central Provinces and Berar . . . . .  | 440,565                                     | 422,470           | +18,095                             | 10,617  | 9,868          | +749                                | 451,182                                    | 432,338           | +18,844                             | 3.2   | 3.1        |
| Assam . . . . .                        | 339,984                                     | 316,530           | +23,454                             | 23,276  | 22,558         | +718                                | 363,260                                    | 339,088           | +24,172                             | 4.7   | 4.4        |
| North-West Frontier Province . . . . . | 80,691                                      | 77,295            | +3,396                              | 3,432   | 4,857          | -1,425                              | 84,123                                     | 82,152            | +1,971                              | 3.7   | 3.6        |
| Coorg . . . . .                        | 10,000                                      | 9,768             | +234                                | 469   | 405            | +64                                 | 10,469                                     | 10,171            | +298                                | 6.4   | 6.3        |
| Delhi . . . . .                        | 40,474                                      | 37,241            | +3,233                              | 2,044   | 1,870          | +174                                | 42,518                                     | 39,111            | +3,407                              | 8.7   | 8.0        |
| Ajmer-Merwara . . . . .                | 17,527                                      | 15,658            | +1,869                              | 2,532   | 2,793          | -261                                | 20,059                                     | 18,451            | +1,608                              | 4.0   | 3.7        |
| Baluchistan . . . . .                  | 6,626                                       | 6,391             | +235                                | 3,089   | 2,808          | +281                                | 9,915                                      | 9,199             | +716                                | 2.4   | 2.2        |
| Bangalore . . . . .                    | 15,370                                      | 14,276            | +1,094                              | 728   | 669            | +59                                 | 16,098                                     | 14,945            | +1,153                              | 13.5  | 12.6       |
| Minor Administered Areas . . . . .     | 20,859                                      | 19,771            | +1,088                              | 1,375   | 1,355          | +20                                 | 22,234                                     | 21,126            | +1,108                              | 9.5   | 9.0        |
| <b>TOTAL BRITISH INDIA</b>             | <b>11,898,602</b>                           | <b>11,547,762</b> | <b>+350,840</b>                     | <b>616,524</b>                                | <b>618,342</b> | <b>-1,818</b>                       | <b>12,515,126</b>                          | <b>12,166,104</b> | <b>+349,022</b>                     | <b>5.1</b>  | <b>4.9</b> |

N.B.—Vide foot-notes to table (i).

(iii) Distribution of Scholars in Recognised Institutions, 1930.

| Province.   | NO. OF SCHOLARS IN INSTITUTIONS FOR MALES. |                      |                                   |                     |                          |                           |                           |            | NO. OF SCHOLARS IN INSTITUTIONS FOR FEMALES. |                                   |                        |                          |                           |                           |           |
|---|--|----------------------|-----------------------------------|---------------------|--------------------------|---------------------------|---------------------------|------------|--|-----------------------------------|------------------------|--------------------------|---------------------------|---------------------------|-----------|
|   | In Un-<br>ver-<br>sities.                  | In Arts<br>Colleges. | In Pro-<br>fessional<br>Colleges. | In High<br>Schools. | In<br>Middle<br>Schools. | In<br>Primary<br>Schools. | In<br>Special<br>Schools. | Total.     | In<br>Arts<br>Colleges.                      | In Pro-<br>fessional<br>Colleges. | In<br>High<br>Schools. | In<br>Middle<br>Schools. | In<br>Primary<br>Schools. | In<br>Special<br>Schools. | Total.    |
| Madras . . . . .                                    | 619  | 12,514               | 1,904                             | 152,374             | 27,107                   | 2,258,869                 | 26,183                    | 2,479,160  | 404  | 64                                | 14,396                 | 6,347                    | 319,520                   | 5,065                     | 345,736   |
| Bombay . . . . .                                    | 63   | 7,952                | 2,814                             | 77,470              | 25,609                   | 927,873                   | 18,122                    | 1,059,903  | ..   | ..                                | 18,534                 | 3,058                    | 152,650                   | 2,131                     | 171,371   |
| Bengal . . . . .                                    | 2,309                                      | 20,496               | 5,404                             | 271,124             | 175,174                  | 1,591,167                 | 183,444                   | 2,199,118  | 375  | 52                                | 14,355                 | 8,181                    | 409,088                   | 1,013                     | 432,964   |
| United Provinces . . . . .                          | 4,260                                      | 4,702                | 3,603                             | 72,425              | 93,503                   | 1,155,192                 | 25,969                    | 1,361,754  | 155  | 9                                 | 9,770                  | 27,366                   | 63,652                    | 1,069                     | 98,021    |
| Punjab . . . . .                                    | 16   | 11,806               | 1,971                             | 124,923             | 497,146                  | 374,733                   | 62,312                    | 1,072,912  | 161  | 34                                | 9,542                  | 22,426                   | 81,907                    | 2,250                     | 110,320   |
| Burma . . . . .                                     | 1,555                                      | 99                   | 38                                | 50,473              | 141,287                  | 258,129                   | 18,333                    | 469,914    | ..   | ..                                | 7,976                  | 13,598                   | 36,523                    | 914                       | 59,011    |
| Bihar and Orissa . . . . .                          | ..   | 3,756                | 1,008                             | 47,010              | 79,592                   | 840,840                   | 18,015                    | 990,221    | 7  | ..                                | 1,447                  | 4,868                    | 61,705                    | 824                       | 68,851    |
| Central Provinces<br>and Berar . . . . .            | ..   | 1,669                | 464                               | 7,276               | 97,434                   | 295,126                   | 4,101                     | 406,070    | ..   | 7                                 | 251                    | 6,745                    | 26,806                    | 686                       | 84,495    |
| Assam . . . . .                                     | ..   | 1,222                | 76                                | 18,725              | 40,639                   | 245,448                   | 6,675                     | 312,735    | ..   | ..                                | 1,595                  | 5,030                    | 20,433                    | 141                       | 27,199    |
| North-West Frontier<br>Province.<br>Coorg . . . . . | ..   | 545                  | 40                                | 11,220              | 25,179                   | 84,194                    | 118                       | 71,296     | ..   | ..                                | 182                    | 3,407                    | 5,823                     | 33                        | 9,396     |
| Delhi . . . . .                                     | 105  | 1,886                | ..                                | 4,953               | 7,476                    | 16,970                    | 1,756                     | 32,646     | 88   | 84                                | 679                    | 2,192                    | 4,784                     | 51                        | 7,823     |
| Ajmer-Merwara . . . . .                             | ..   | 186                  | ..                                | 3,049               | 1,355                    | 9,707                     | 291                       | 14,588     | ..   | ..                                | 277                    | 259                      | 3,370                     | 24                        | 2,939     |
| Baluchistan . . . . .                               | ..   | ..                   | ..                                | 1,898               | 1,558                    | 2,117                     | 12                        | 5,585      | ..   | ..                                | ..                     | 992                      | 249                       | ..                        | 1,241     |
| Bangalore . . . . .                                 | ..   | 263                  | ..                                | 2,230               | 1,956                    | 5,062                     | 102                       | 9,613      | 369  | ..                                | 1,087                  | 1,164                    | 3,090                     | 67                        | 5,757     |
| Minor Administered<br>Areas . . . . .               | ..   | 872                  | ..                                | 4,371               | 1,967                    | 7,822                     | 472                       | 14,804     | ..   | ..                                | 1,299                  | 715                      | 3,972                     | 60                        | 6,055     |
| TOTAL BRITISH INDIA                                 | 9,027                                      | 68,968               | 17,412                            | 850,283             | 1,216,982                | 8,030,772                 | 315,917                   | 10,509,361 | 1,519  | 240                               | 72,597                 | 106,346                  | 1,193,312                 | 15,227                    | 1,389,241 |

N.B.—Vide foot-notes to table (4).

(iv) Expenditure on Education, 1930.

| Provinces.                                       | TOTAL EXPENDITURE. |              |                                     | PERCENTAGE OF EXPENDITURE.   |                         |               |                           | AVERAGE ANNUAL COST PER SCHOLAR. |                       |             |                         |                |
|--|--------------------|--------------|-------------------------------------|------------------------------|-------------------------|---------------|---------------------------|----------------------------------|-----------------------|-------------|-------------------------|----------------|
|  | 1929.              | 1930.        | Increase (+)<br>or<br>Decrease (-). | From<br>Government<br>Funds. | From<br>Board<br>Funds. | From<br>Fees. | From<br>Other<br>Sources. | To<br>Government<br>Funds.       | To<br>Board<br>Funds. | To<br>Fees. | To<br>Other<br>Sources. | Total<br>Cost. |
|  | Rs.                | Rs.          | Rs.                                 | Per<br>cent.                 | Per<br>cent.            | Per<br>cent.  | Per<br>cent.              | Rs. A. P.                        | Rs. A. P.             | Rs. A. P.   | Rs. A. P.               | Rs. A. P.      |
| Madras . . . . .                                 | 5,38,07,065        | 5,42,33,333  | -4,25,368                           | 49.5                         | 16.0                    | 16.78         | 17.69                     | 9 9 9                            | 3 2 1                 | 3 4 4       | 3 7 2                   | 19 7 4         |
| Bombay . . . . .                                 | 4,04,20,946        | 3,97,30,411  | +6,90,535                           | 51.95                        | 17.12                   | 18.56         | 12.37                     | 17 0 10                          | 5 9 11                | 6 1 6       | 4 1 0                   | 32 13 3        |
| Bengal . . . . .                                 | 4,43,99,993        | 4,33,98,109  | +10,01,884                          | 34.0                         | 6.6                     | 42.4          | 10.1                      | 5 14 5                           | 1 1 7                 | 7 1 7       | 2 11 2                  | 16 12 9        |
| United Provinces . . . . .                       | 3,76,82,420        | 3,75,93,161  | +89,259                             | 57.3                         | 18.0                    | 16.17         | 13.48                     | 11 12 8                          | 3 5 11                | 4 2 9       | 3 7 8                   | 25 13 0        |
| Punjab . . . . .                                 | 3,14,73,203        | 3,07,83,644  | +6,89,559                           | 56.7                         | 12.9                    | 20.43         | 10.02                     | 15 0 1                           | 3 6 5                 | 5 6 6       | 2 10 5                  | 26 7 5         |
| Burma . . . . .                                  | 2,22,14,047        | 2,16,29,743  | +5,84,304                           | 45.5                         | 22.4                    | 19.65         | 12.41                     | 10 2 0                           | 9 6 7                 | 8 4 0       | 5 3 4                   | 41 15 11       |
| Bihar and Orissa . . . . .                       | 1,85,16,071        | 1,80,43,389  | +4,72,682                           | 34.9                         | 28.5                    | 21.69         | 14.86                     | 1 8                              | 4 15 9                | 3 12 8      | 2 9 7                   | 17 7 3         |
| Central Provinces and Berar . . . . .            | 1,15,21,391        | 1,14,61,089  | +60,302                             | 49.9                         | 27.2                    | 14.2          | 8.7                       | 13 0 11                          | 7 1 7                 | 3 11 5      | 2 4 6                   | 26 2 5         |
| Assam . . . . .                                  | 53,58,028          | 51,43,957    | +2,14,071                           | 53.3                         | 11.9                    | 16.4          | 13.4                      | 9 2 11                           | 1 14 2                | 2 9 1       | 2 2 0                   | 15 12 2        |
| North-West Frontier Province.<br>Coorg . . . . . | 25,19,021          | 26,16,098    | -97,067                             | 70.0                         | 11.1                    | 9.8           | 9.6                       | 23 3 3                           | 3 11 7                | 3 1 11      | 3 3 7                   | 33 9 4         |
| Delhi . . . . .                                  | 2,38,764           | 2,39,710     | -946                                | 53.3                         | 21.0                    | 17.4          | 3.3                       | 13 14 7                          | 5 0 1                 | 4 2 5       | 0 12 5                  | 23 13 6        |
| Delhi . . . . .                                  | 23,83,423          | 21,20,650    | +2,62,773                           | 49.5                         | 11.3                    | 19.8          | 19.4                      | 29 3 7                           | 6 10 9                | 11 10 1     | 11 8 2                  | 59 0 7         |
| Ajmer-Merwara . . . . .                          | 8,59,157           | 8,90,122     | -30,965                             | 53.1                         | 6.9                     | 21.0          | 19.0                      | 26 0 6                           | 3 6 5                 | 10 4 4      | 9 5 1                   | 49 0 4         |
| Baluchistan . . . . .                            | 5,53,769           | 4,92,628     | +61,141                             | 59.5                         | 12.2                    | 15.9          | 12.4                      | 48 4 8                           | 9 14 7                | 12 13 5     | 10 1 3                  | 81 1 11        |
| Bangalore<br>Minor Administered Areas . . . . .  | 9,75,056           | 9,36,877     | +38,179                             | 40.8                         | 3.6                     | 32.9          | 22.7                      | 31 9 8                           | 2 11 10               | 25 7 2      | 17 8 6                  | 77 5 1         |
| Minor Administered Areas . . . . .               | 13,57,864          | 14,25,531    | -67,666                             | 20.0                         | 14.2                    | 28.3          | 37.5                      | 13 0 1                           | 9 4 4                 | 18 6 5      | 24 6 8                  | 65 1 6         |
| TOTAL BRITISH INDIA . . . . .                    | 27,42,32,018       | 27,07,39,341 | +35,42,677                          | 48.3                         | 15.5                    | 22.0          | 14.2                      | 11 2 3                           | 3 9 1                 | 5 1 4       | 3 4 2                   | 23 0 10        |

N.B.—Vide foot-notes to table (s).



*Statistics of Universities in India, 1930.*

| University.       | Type.†                    | Original Date of Foundation. | Faculties.‡                                     | No. of MEMBERS OF TEACHING STAFF. |                          | No. of STUDENTS.           |                          | No. of Students who graduated in Arts and Science. | REMARKS.   |
|-------------------|---------------------------|------------------------------|---|-----------------------------------|--------------------------|----------------------------|--------------------------|--|--|
|                   |                           |                              |   | In University Departments.        | In Affiliated Colleges.§ | In University Departments. | In Affiliated Colleges.§ |  |  |
| 1. Calcutta       | Affiliating and Teaching. | 1857                         | A., Sc., L., M., Eng.                           | 201                               | 1,311                    | 1,442                      | 27,558                   | 1,984  | Degrees in <i>Commerce and Education</i> are also awarded.                           |
| 2. Bombay         | Affiliating and Teaching. | 1857                         | A., Sc., L., M.                                 | 4                                 | 527                      | 63                         | 12,607                   | 1,140  | Degrees in <i>Commerce, Education, Agriculture and Engineering</i> are also awarded. |
| 3. Madras         | Affiliating and Teaching. | 1857                         | A., Sc., Ed., L., M., Eng., Ag., Com., O., F.A. | 26                                | 1,291                    | 110                        | 16,286                   | 1,979  | Degrees and Diplomas in <i>Oriental Learning and Economics</i> are also awarded.     |
| 4. Punjab         | Affiliating and Teaching. | 1882                         | O., A., Sc., M., L., Ag., Com.                  | 72                                | 852                      | 255                        | 14,307                   | 1,202  | Faculty of <i>Arts</i> includes <i>Education</i> .                                   |
| 5. Allahabad      | Unitary                   | 1887                         | A., Sc., L., Com.                               | 108                               | ..                       | 1,626                      | ..                       | 277  | ....   |
| 6. Benares Hindu. | Unitary                   | 1916                         | A., Sc., O., Th., L., M.                        | 188                               | ..                       | 2,533                      | ..                       | 198  | ....   |
| 7. Mysore*        | Teaching                  | 1916                         | A., Sc., M., Eng. Tech.                         | 271                               | ..                       | 3,127                      | ..                       | 387  | Degrees in <i>Commerce and Education</i> are also awarded.                           |
| 8. Patna          | Affiliating               | 1917                         | A., Sc., L., Edn., M., Eng.                     | ..                                | 323                      | ..                         | 4,869                    | 385  | ....   |

|                     |                           |      |  |     |     |       |       |     |  |
|---------------------|---------------------------|------|--|-----|-----|-------|-------|-----|--|
| 9. Osmania*         | Teaching                  | 1918 | A., Th., Sc., M.,<br>Eng., Ed., L.,<br>Tech. | 117 | 35  | 794   | 218   | 70  | ....   |
| 10. Aligarh Muslim. | Unitary                   | 1920 | A., So., L., Ed.,<br>Th.                     | 74  | 84  | 885   | 816   | 176 | There are Departments of Studies in various subjects instead of Faculties.   |
| 11. Rangoon         | Teaching                  | 1920 | A., Sc., M., Eng.,<br>F., Ed.                | 134 | 12  | 1,833 | 106   | 129 | There are Boards of Studies in various subjects instead of Faculties.  |
| 12. Lucknow         | Unitary                   | 1920 | A., Sc., M., L.,<br>Com.                     | 113 | 10  | 1,638 | 64    | 146 | Diplomas in <i>Education</i> and <i>Oriental Languages</i> are also awarded.   |
| 13. Dacca           | Unitary                   | 1921 | A., So., L.                                  | 97  | ..  | 1,288 | ..    | 156 | Degrees in <i>Commerce</i> and <i>Education</i> are also awarded. Figures for Teachers' College, Dacca, which is associated with the Dacca University, are not given. Medical students, who take science courses at the University, and Research students are also excluded. |
| 14. Delhi           | Teaching                  | 1922 | A., Sc., L.                                  | 11  | 88  | 105   | 1,605 | 202 | ....   |
| 15. Nagpur          | Affiliating and Teaching. | 1923 | A., Sc., L., Ed., Ag.                        | 5   | 118 | 216   | 1,879 | 200 | ....   |
| 16. Andhra          | Affiliating               | 1926 | A., Sc., M., Ed., O.                         | ..  | 309 | ..    | 3,537 | 405 | ....   |
| 17. Agra            | Affiliating               | 1927 | A., Sc., Com., L.,<br>Ag.                    | ..  | 332 | ..    | 2,558 | 531 | ....   |
| 18. Annamalai       | Unitary                   | 1929 | A., Sc., O.                                  | 56  | ..  | 613   | ..    | ..  | No examination was held during the year.   |

\* Situated in an Indian State outside British India.

† An "Affiliating" University is a University which recognises external colleges offering instruction in its courses of studies; a "Teaching" University is one in which some or all of the teaching is controlled and conducted by teachers appointed by the University; a "Unitary" University is one, usually localised in a single centre, in which the whole of the teaching is conducted by teachers appointed by and under the control of the University.

‡ Faculties:—A.=Arts; Ag.=Agriculture; Com.=Commerce; Ed.=Education (Teaching); Eng.=Engineering; F.=Forestry; F.A.=Fine Arts; L.=Law; M.=Medicine; O.=Oriental Learning; Sc.=Science; Tech.=Technology; Th.=Theology.

§ The term "Affiliated Colleges" here includes all colleges affiliated to, associated with or recognised by a University of any type.

## II.—UNIVERSITY AND INTERMEDIATE EDUCATION.

### (a) *University Education.*

*General.*—There are 16 universities in British India and two in Indian States. The total number of students in the teaching departments of the universities in British India was 9,027 as against 8,078 last year; the total expenditure on these universities decreased from Rs. 1,43,29,539 to Rs. 1,19,52,653. The table given on pages 8—9 gives some particulars about these universities. The chief developments, which took place during the year under review, are indicated briefly in the following paragraphs.

*Agra University.*—The most important event of the year was the creation of a Faculty and Board of Studies in Agriculture. The Agra, St. John's and Meerut Colleges were allowed to teach Military Science, which is treated as an extra optional subject for the B.A., and B.Sc. examinations. Five colleges were inspected by the panel of inspectors appointed by the University. There is a healthy competition among the affiliated colleges, most of which made appreciable progress in improving their staff and equipment. The University received a donation of Rs. 50,000 from the Rev. Canon A. W. Davies, M.A., D. Litt. The work connected with the framing of statutes and regulations of the University was continued during the year.

*Aligarh Muslim University.*—The number of students decreased from 1,170 to 922, mainly because admissions were made by the Admission Committee this year and the number was restricted. The proportion of day scholars was reduced to 32 per cent. The tutorial system is being reorganised and developed. A new building for the training college was commenced and the chemistry laboratory considerably extended. His Exalted Highness the Nizam of Hyderabad gave a generous donation of Rs. 10 lakhs and increased the recurring grant from Rs. 3,600 to Rs. 60,000 per annum. The Government of India increased their recurring grant to Rs. 3 lakhs a year and also promised a non-recurring grant of Rs. 15 lakhs to be spread over a number of years. The University, however, needs more funds for extension and development. The University suffered a great loss in the death of its Pro-Vice-Chancellor, Mr. E. A. Horne, M.A., I.E.S., whose services had been lent by the Government of Bihar and Orissa.

*Allahabad University.*—The number of students rose to 1,659. As financial conditions do not permit of any increase of staff, it has been decided to limit the enrolment to 1,700 students. Proposals for the establishment of degrees in agriculture and the recognition of the Naini Agricultural Institute as a college of the University were under consideration during the year. Two new wings were added to the Muir Hostel to provide accommodation for 40 additional students. Steps have been taken to acquire a site for a girls' college.

*Andhra University.*—Under the Andhra University Amendment Act of 1930, a Statutory Finance Committee was created and

the Finance Secretary to the Government of Madras was included in the Syndicate as a member. Provision was made in the Act for the payment of a non-recurring endowment grant of Rs. 27 lakhs, an annual grant of not less than Rs. 1½ lakhs for the general expenditure of the University and a non-recurring grant of not less than Rs. 7½ lakhs for buildings and equipment. The University decided to omit from the B.A. course all science subjects except Mathematics and to include them in the B.Sc. course from 1930-31. The move of the University to Vizagapatam was delayed owing to the difficulty in securing satisfactory buildings.

*Annamalai University.*—The University commenced work in July 1929. The senate was inaugurated by His Excellency the Chancellor in March 1930. The courses of study and syllabuses for the several examinations of this University are for the present largely based on those of Madras University.

*Benares Hindu University.*—The University had 2,600 students, of whom 1,499 were accommodated in the eight University hostels. The Women's College had 40 students. The Engineering College continued to be popular and had 480 students on its rolls. The Government of India sanctioned the enhancement of the recurring grant to Rs. 3 lakhs per annum and the payment of a non-recurring grant of Rs. 15 lakhs spread over three years to wipe out debt. The dissection hall for the College of Ayurveda was completed. Several valuable donations to promote the education of women and to provide facilities for research have been made. The University has instituted a certificate examination in French and German and has introduced agricultural botany as an independent subject for the M.A. Examination. The degree of B. T. (Bachelor of Teaching) has now been substituted for that of L. T.

*Bombay University.*—The Bombay University Act of 1928, came into operation in January 1929. The Senate was formally constituted in August 1929, while the Academic Council and the Syndicate were constituted in December 1929 and January 1930, respectively. Under this Act, the Government have undertaken to make an annual grant of Rs. 1,17,000 to the University. The actual working of the Act brought to light certain defects which necessitated the passing of three amending Acts. The School Leaving Examination Board ceased to function in August 1929 and the control of the Matriculation examination was taken over by the University.

*Calcutta University.*—A Committee was appointed by the Senate to consider the draft Bill of Dr. W. A. Jenkins for the reconstitution and reorganisation of the University but it had not submitted its final report by the close of the year. The report of the University Organisation Committee was submitted to Government shortly after the close of the year, after some amendments had been made in it by the Senate. The University constituted an Arbitration Board having jurisdiction over non-Government high schools for dealing with differences arising between teachers and

managers. The number of students in the Arts and Science classes of the Post-graduate Departments was 1,177 (including 26 women) and 306 (including 2 women), respectively. These were also 121 students in the Commerce classes of the University.

*Dacca University.*—The foundation stone of the Salimullah Muslim Hall was laid by His Excellency the Governor of Bengal during the year. The University had 826 students (including 17 women and 21 research scholars) in the Arts and Science classes and 32 students in the Commerce classes. The Social Service League of the Halls of Residence has established a labour bank and carried on various kinds of social welfare work.

*Delhi University.*—The report of the Delhi University Enquiry Committee, which outlined a scheme for the future development of the University, is still under the consideration of Government. The Anglo-Arabic Intermediate College was permitted to teach certain specified subjects up to the B.A. standard. The University also accepted the proposal to allow the Commercial Intermediate College to open degree classes and teach certain commercial subjects for which there is no provision in the University degree courses. This proposal has, however, not yet received the assent of the Governor-General in Council. The Government of India agreed to give the authorities of the Indraprastha Girls' Intermediate College the first refusal of Alipur House in the Civil Lines, as soon as it was vacated, and granted them a sum of Rs. 60,000 as a help towards the cost which would amount to Rs. 1,25,000. The University has instituted B.A. Honours courses in the subjects under the control of the Faculty of Arts, a feature of which is the introduction of a qualifying test in the vernacular as well as in English.

*Lucknow University.*—The total enrolment slightly increased to 1,662 but there was a fall in the number of students reading for law, commerce and medicine. The new chemistry block was completed and equipped at a cost of Rs. 3½ lakhs. A separate pharmacology laboratory has been built and equipped, a block for zoology is nearing completion and a new hostel to accommodate 100 students is under construction. Special attention is paid to research and the quality of the work done is continually improving.

*Madras University.*—The Madras University Amendment Act, 1929, came into force in October 1929. The principal changes introduced by the Act were the abolition of the Council of Affiliated Colleges and of the Library Committee and the extension of the powers of the Syndicate. On the new Academic Council, headmasters of secondary schools are now represented. There is also provision in the amended Act for a Publication Bureau, an Employment Bureau, University Extension Boards and University Athletic Clubs. The courses for Honours degrees are under revision. Geography, mechanical and electrical engineering and Indian music have been included among optional subjects for the B.A.

degree examination. A school of geography will, in due course, be instituted to offer instruction for the new diploma in the subject. The recommendation of the Madras University Inspection Committee, that it was not desirable at present to establish any additional universities in the Presidency, was accepted by Government.

*Nagpur University.*—The University authorities have resolved to arrange courses of popular lectures for the benefit of the general public outside Nagpur. The University lost the services of Sir B. K. Bose, M.A., LL.D.; K.C.I.E., who, after holding the office of Vice-Chancellor for more than six years, resigned in 1929 on account of ill-health. The budget showed a deficit of Rs. 11,500 which was met from the closing balance of the previous year.

*Patna University.*—The Senate resolved that a recommendation be made to Government that provision for the award of a Diploma in Music be incorporated in the regulations. Other note-worthy recommendations were that intermediate classes in Arts should be attached to the Girls' High School, Bankipore, and that the regulations be so changed as to restrict the eligibility of candidates to appear at the supplementary examinations.

*Punjab University.*—The Academic Council has broadened its constitution by including representatives from mofussil degree and intermediate colleges and tends to assume more and more final control over academic matters. A course in German has been started. University extension lectures have proved very popular and it is hoped to extend the programme of such lectures. The question of raising the standard of the Matriculation examination has engaged attention but no final decision has yet been arrived at. There is a noticeable demand in many places that existing intermediate colleges should abolish their Matriculation classes and add instead two degree classes. The Syndicate of the University has decided that, subject to certain safeguards, the establishment of new degree colleges in the mofussil is both wise and necessary and should be permitted.

*Rangoon University.*—The total attendance was 1,692, of whom 1,277 were at the University College, 278 at Judson College, 99 at the Intermediate College, Mandalay, and 38 in the Agricultural College, Mandalay. The statistics collected by the Principal, University College, in regard to the intermediate examination show that a certain number of students can do the intermediate course in one year; that a considerable number cannot do it in less than three years; and that those who fail at the second attempt must be considered incapable of profiting by University studies. The experiment of employing a large number of post-graduate students of the college as Hall Tutors was not very successful.

*Inter-University Board, India.*—The second conference of Indian Universities was held at Delhi on the 30th and 31st October and 1st November, 1929. The conference was opened by His Excellency the Viceroy and was attended by representatives of all the Universities except the Rangoon University. An important

adjunct to the conference was the exhibition by the Translation Bureau of the Osmania University of its numerous Urdu publications. This was of special interest in view of the experiment, now being conducted by the University, of imparting education through the medium of the vernacular. The Board continued to be in touch with the Universities' Bureau of the British Empire and the League of Nations (Intellectual Co-operation). The Bulletins of the Board were published regularly; the Handbook of Indian Universities for 1929-30 was prepared with the addition of an introductory historical account of the development of Universities in India; and a special report on the work of the Board during 1924-1929 was compiled and presented to the Universities' Conference. During the year, four representatives of Indian Universities were elected by the Board to the Imperial Council of Agricultural Research. In order to arrive at a satisfactory solution of the complaints made by some of the newer Universities of their diplomas and degrees not being recognised by the senior Universities, the Board collected valuable data on the mutual recognition of the diplomas and degrees granted by Indian Universities during the last five years.

*Indian students abroad.*—Indian students are flocking in large numbers to educational institutions not only in Great Britain and Ireland but also in the United States of America and on the continent of Europe. The great majority of them, however, are found in Great Britain as the following figures will indicate:—

|  |              |
|--|--------------|
| In Great Britain and Ireland . . . . . | 1,819        |
| In United States of America . . . . .  | 205          |
| In France . . . . .                    | 25           |
| In Germany . . . . .                   | 46           |
| In Italy . . . . .                     | 12           |
| In Sweden . . . . .                    | 2            |
| In Switzerland . . . . .               | 4            |
| In Austria . . . . .                   | 10           |
| <b>Total</b> . . . . .                 | <b>2,123</b> |

The Education Department of the office of the High Commissioner for India renders great assistance to students who proceed to Great Britain for further study or practical training and the work of the Department, which covers all kinds of activities in this respect, has greatly increased of late. The staff has therefore been strengthened to cope with the increased work and there is now a qualified lady educationalist on the staff of the Department to advise the increasing number of young Indian women going to Great Britain and Europe for advanced courses of instruction. The number of students interviewed by the Department has doubled during the last five years, while the number of cases in which offers of admission to educational institutions were secured for new arrivals was 556. The Department was directly in charge of 417 students. Practical training for as many as 194 young Indians was obtained. The Government of India have accepted the recommendation of the High Commissioner that a decision in regard to

the future of the Indian Government Hostel at Cromwell Road, should be deferred for the time being.

(b) *Intermediate Education.*

Intermediate education forms an integral part of University instruction in all Universities except the Dacca University in Bengal and the Allahabad, Lucknow, Agra and Aligarh Muslim Universities in the United Provinces. Intermediate colleges of the type recommended by the Calcutta University Commission, *i.e.*, those which are entirely dissociated from University control and consist mainly of the two intermediate and two high school or matriculation classes, are therefore confined principally to Dacca and the United Provinces. Such colleges have, however, been established in the Punjab also, but they are under the control of the Punjab University. In the case of Madras and Delhi Universities, it has not yet been practicable to exclude intermediate education from their jurisdiction, notwithstanding the provision made in the relevant Acts for exercising such exclusion.

The Board of Intermediate and Secondary Education, Dacca, which was constituted in 1921, controls intermediate education within the territorial limits of the Dacca University. There were four intermediate colleges under the Board, apart from the three Islamic intermediate colleges at Dacca, Chittagong and Serajganj. The total cost of the Board amounted to Rs. 53,348 of which Rs. 23,397 was met from Government funds.

In the United Provinces, the Board of High School and Intermediate Education, constituted under the Intermediate Education Act of 1921, operates within the jurisdiction of the Allahabad, Lucknow and Agra Universities; while the Intermediate Education Board of the Aligarh Muslim University controls intermediate education within the territorial limits of that University. In this province, intermediate colleges are of three types—(i) those with classes III to XII; (ii) those with classes IX to XII; and (iii) intermediate classes attached to the degree colleges associated with the Agra University. For obvious reasons, the product of these institutions is not uniform. Institutions of the first type are enlarged high schools and methods of instruction and the type of discipline in them are suited to high schools. The second type of institution is better adapted to the needs of students at the intermediate stage, but it has not proved entirely successful in achieving its object, as the intermediate classes in such colleges are filled up by students from various high schools, few of whom stay in the colleges for more than two years. The classes attached to the degree colleges have not adopted methods of instruction suitable for the intermediate stage. The total number of institutions of the three types was 20, 3 and 7, respectively. With regard to institutions of the first type, the Board of High School and Intermediate Education, United Provinces passed the following resolution in November 1928:—“An intermediate college comprising classes III to XII may be recognised provided its total enrolment does not exceed 500 and provided



further a headmaster is appointed in charge of junior section of the college, but in case the total enrolment exceeds 500, classes IX to XII or VII to XII should be formed into a separate institution." The resolution, however, cannot be enforced until funds to meet the additional expense involved become available. The position of the Intermediate College at Aligarh was considered by a special Committee of the Aligarh Muslim University, which came to the conclusion that the college should be abolished, the high school classes being transferred to the Muslim University school and the intermediate classes to the University. It was therefore resolved to take the necessary steps to amend the Aligarh Muslim University Act in order to give effect to this decision.

In the Punjab, intermediate colleges are reported to be popular. The demand for admission to the intermediate classes is generally greater than the accommodation available. But, as in the United Provinces, great difficulty is being experienced in filling the matriculation classes and "it can only be concluded that the general public resolutely refuses to send its sons to the matriculation classes of these colleges in preference to the local high schools". These colleges have so far failed to fulfil the hope that they would be true four-year institutions with scholars remaining in the same institution for a four-years' course.

(c) *Examinations.*

The four tables which follow give the statistics of certain examinations conducted by the Universities and boards of secondary and intermediate education, as well as of graduates and undergraduates in the different provinces.

(a) *Number of University Graduates and Undergraduates.*

| Province.        | Year.   | NUMBER OF GRADUATES IN |       |           |              |            |           |              |                  | NUMBER OF UNDERGRADUATES IN |           |              |                                    |                  | Total. |
|------------------|---------|------------------------|-------|-----------|--------------|------------|-----------|--------------|------------------|-----------------------------|-----------|--------------|------------------------------------|------------------|--------|
|                  |         | Arts and Science.      | Law.  | Medicine. | Engineering. | Education. | Commerce. | Agriculture. | Other Faculties. | Arts and Science.           | Medicine. | Engineering. | Oriental Languages and Literature. | Other Faculties. |        |
| Madras           | 1916-17 | 1,243                  | 184   | 16        | 15           | 107        | ..        | ..           | ..               | 9,625                       | 259       | 30           | ..                                 | ..               | 11,479 |
|                  | 1921-22 | 1,176                  | 340   | 44        | 15           | 236        | ..        | ..           | ..               | 8,425                       | 381       | 144          | ..                                 | ..               | 10,781 |
|                  | 1926-27 | 1,027                  | 283   | 46        | 23           | 172        | ..        | 20           | ..               | 11,566                      | 527       | 152          | ..                                 | 115              | 13,931 |
|                  | 1927-28 | 2,020                  | 313   | 54        | 13           | 261        | ..        | 19           | ..               | 16,919                      | 629       | 240          | 728                                | ..               | 20,196 |
|                  | 1928-29 | 1,938                  | 312   | 75        | 13           | 231        | ..        | 19           | ..               | 17,614                      | 614       | 466          | 839                                | 1,764            | 23,885 |
|                  | 1929-30 | 1,995                  | 377   | 51        | 30           | 332        | ..        | 24           | ..               | 14,695                      | 605       | 465          | 717                                | 122              | 18,404 |
|                  | 1916-17 | 673                    | 158   | 78        | 47           | 32         | 26        | 30           | ..               | 2,762                       | 644       | 189          | ..                                 | ..               | 3,065  |
| Bombay           | 1921-22 | 775                    | 308   | 132       | 35           | 29         | 31        | 46           | ..               | 4,478                       | 1,349     | 174          | ..                                 | 315              | 7,667  |
|                  | 1926-27 | 1,150                  | 295   | 215       | 65           | 43         | 57        | 29           | ..               | 6,743                       | 1,210     | 308          | ..                                 | 396              | 10,497 |
|                  | 1927-28 | 927                    | 396   | 176       | 79           | 42         | 57        | 41           | ..               | 6,690                       | 573       | 305          | ..                                 | 406              | 9,685  |
|                  | 1928-29 | 1,004                  | 380   | 159       | 98           | 58         | 64        | 62           | ..               | 6,796                       | 642       | 302          | ..                                 | 424              | 9,989  |
|                  | 1929-30 | 1,091                  | 554   | 112       | 73           | 97         | 50        | 97           | ..               | 7,908                       | 673       | 310          | ..                                 | 473              | 11,093 |
|                  | 1916-17 | 2,233                  | 483   | 125       | 6            | 50         | ..        | ..           | ..               | 17,866                      | 964       | 78           | ..                                 | ..               | 21,830 |
|                  | 1921-22 | 2,726                  | 504   | 148       | 12           | 86         | ..        | ..           | ..               | 16,851                      | 1,667     | 68           | ..                                 | 257              | 22,314 |
| Bengal           | 1926-27 | 2,243                  | 786   | 263       | 27           | 109        | 61        | ..           | ..               | 24,382                      | (a)       | (a)          | ..                                 | 46               | 27,917 |
|                  | 1927-28 | 2,538                  | 591   | 198       | 38           | 132        | 55        | ..           | ..               | 21,200                      | (b)478    | 298          | ..                                 | 42               | 25,478 |
|                  | 1928-29 | 2,962                  | 862   | 270       | 46           | 143        | 61        | ..           | ..               | 21,504                      | 1,318     | 217          | ..                                 | ..               | 27,832 |
|                  | 1929-30 | 2,449                  | 1,027 | 269       | 47           | 139        | 93        | ..           | ..               | 21,566                      | 1,234     | 175          | ..                                 | 44               | 27,033 |
|                  | 1916-17 | 675                    | 649   | 51        | ..           | 35         | ..        | 11           | ..               | 4,537                       | 137       | ..           | ..                                 | ..               | 5,132  |
|                  | 1921-22 | 395                    | 416   | 44        | ..           | 108        | ..        | 5            | ..               | 4,803                       | 314       | 94           | 199                                | 475              | 7,455  |
|                  | 1926-27 | 1,664                  | 769   | 37        | 81           | 125        | 97        | ..           | ..               | 3,685                       | 221       | 223          | 316                                | 184              | 7,402  |
| United Provinces | 1927-28 | 1,803                  | 769   | 32        | 62           | 149        | 90        | 13           | 6                | 3,838                       | 367       | 205          | 308                                | 323              | 7,965  |
|                  | 1928-29 | 2,089                  | 809   | 42        | 75           | 158        | 124       | ..           | ..               | 4,125                       | 390       | 368          | 339                                | 304              | 8,823  |
|                  | 1929-30 | 1,941                  | 720   | 57        | 77           | 155        | 148       | ..           | ..               | 4,398                       | 382       | 412          | 286                                | 321              | 8,897  |

## (a) Number of University Graduates and Undergraduates—contd.

| Province.                            | Year.   | NUMBERS OF GRADUATES IN |       |           |              |            |           |              | NUMBER OF UNDERGRADUATES IN |                   |           |              |                                    | Total. |                  |
|--------------------------------------|---------|-------------------------|-------|-----------|--------------|------------|-----------|--------------|-----------------------------|-------------------|-----------|--------------|------------------------------------|--------|------------------|
|                                      |         | Arts and Science.       | Law.  | Medicine. | Engineering. | Education. | Commerce. | Agriculture. | Other Faculties.            | Arts and Science. | Medicine. | Engineering. | Oriental Languages and Literature. |        | Other Faculties. |
| Punjab                               | 1916-17 | 612                     | 69    | 16        | ..           | 40         | ..        | 14           | ..                          | 1,362             | 78        | ..           | 625                                | ..     | 2,800            |
|                                      | 1921-22 | 745                     | 199   | 66        | ..           | 44         | ..        | 14           | ..                          | 4,147             | 377       | ..           | 222                                | ..     | 5,900            |
|                                      | 1926-27 | 894                     | 176   | 44        | ..           | 69         | ..        | 30           | ..                          | 7,037             | 655       | ..           | 180                                | ..     | 8,965            |
|                                      | 1927-28 | 981                     | 197   | 45        | ..           | 80         | ..        | 16           | ..                          | 7,575             | 531       | ..           | 231                                | ..     | 9,656            |
|                                      | 1928-29 | 1,064                   | 182   | 35        | ..           | 76         | ..        | 27           | ..                          | 8,320             | 543       | ..           | 106                                | ..     | 11,266           |
|                                      | 1929-30 | 1,073                   | 208   | 25        | ..           | 78         | 26        | 34           | ..                          | 8,743             | 522       | ..           | 9                                  | ..     | 11,670           |
| Burma                                | 1916-17 | 53                      | ..    | ..        | ..           | ..         | ..        | ..           | ..                          | 682               | ..        | ..           | ..                                 | ..     | 785              |
|                                      | 1921-22 | 69                      | 17    | ..        | ..           | ..         | ..        | ..           | ..                          | 214               | ..        | ..           | ..                                 | 144    | 444              |
|                                      | 1926-27 | 92                      | 19    | ..        | ..           | ..         | ..        | ..           | ..                          | 1,254             | 65        | 41           | 8                                  | ..     | 1,479            |
|                                      | 1927-28 | 125                     | 25    | ..        | ..           | ..         | ..        | ..           | ..                          | 1,420             | 68        | 52           | 11                                 | ..     | 1,701            |
|                                      | 1928-29 | 119                     | 51    | ..        | ..           | ..         | ..        | ..           | ..                          | 1,380             | 72        | 59           | 12                                 | ..     | 1,698            |
|                                      | 1929-30 | 136                     | 19    | ..        | ..           | ..         | ..        | ..           | ..                          | 1,317             | 76        | 77           | 19                                 | ..     | 1,644            |
| Bihar and Orissa                     | 1916-17 | 232                     | 25    | ..        | ..           | 6          | ..        | ..           | ..                          | 2,534             | ..        | ..           | ..                                 | ..     | 2,797            |
|                                      | 1921-22 | 265                     | 72    | ..        | ..           | 16         | ..        | ..           | ..                          | 2,252             | ..        | ..           | ..                                 | 16     | 2,620            |
|                                      | 1926-27 | 357                     | 228   | 6         | ..           | 30         | ..        | ..           | ..                          | 3,511             | 153       | 71           | ..                                 | ..     | 4,356            |
|                                      | 1927-28 | 400                     | 257   | 18        | ..           | 6          | ..        | ..           | ..                          | 3,656             | 186       | 97           | ..                                 | ..     | 4,650            |
|                                      | 1928-29 | 471                     | 212   | 25        | 20           | 4          | ..        | ..           | ..                          | 3,902             | 196       | 105          | ..                                 | ..     | 4,985            |
|                                      | 1929-30 | 503                     | 185   | 32        | 17           | 2          | ..        | ..           | ..                          | 3,606             | 224       | 114          | ..                                 | ..     | 4,683            |
| Central Provinces and Berar          | 1916-17 | 118                     | 145   | ..        | ..           | 23         | ..        | ..           | ..                          | 993               | ..        | ..           | ..                                 | ..     | 1,279            |
|                                      | 1921-22 | 77                      | 87    | ..        | ..           | 24         | ..        | ..           | ..                          | 597               | ..        | ..           | ..                                 | ..     | 788              |
|                                      | 1926-27 | 165                     | 55    | ..        | ..           | 22         | ..        | ..           | ..                          | 1,192             | ..        | ..           | ..                                 | 37     | 1,471            |
|                                      | 1927-28 | 159                     | 96    | ..        | ..           | 20         | ..        | 5            | ..                          | 1,290             | ..        | ..           | ..                                 | ..     | 1,680            |
|                                      | 1928-29 | 222                     | 61    | ..        | ..           | 25         | ..        | 8            | ..                          | 1,418             | ..        | ..           | ..                                 | ..     | 1,831            |
|                                      | 1929-30 | 280                     | 43    | ..        | ..           | 25         | ..        | 18           | ..                          | 1,444             | ..        | ..           | ..                                 | ..     | 1,840            |
| Assam                                | 1916-17 | 50                      | 3     | ..        | ..           | ..         | ..        | ..           | ..                          | 740               | ..        | ..           | ..                                 | ..     | 793              |
|                                      | 1921-22 | 119                     | 8     | ..        | ..           | ..         | ..        | ..           | ..                          | 839               | ..        | ..           | ..                                 | ..     | 966              |
|                                      | 1926-27 | 82                      | 29    | ..        | ..           | ..         | ..        | ..           | ..                          | 1,040             | ..        | ..           | ..                                 | ..     | 1,142            |
|                                      | 1927-28 | 105                     | 15    | ..        | ..           | ..         | ..        | ..           | ..                          | 1,029             | ..        | ..           | ..                                 | ..     | 1,147            |
|                                      | 1928-29 | 157                     | 21    | ..        | ..           | ..         | ..        | ..           | ..                          | 1,182             | ..        | ..           | ..                                 | ..     | 1,360            |
|                                      | 1929-30 | 117                     | 27    | ..        | ..           | ..         | ..        | ..           | ..                          | 1,268             | ..        | ..           | ..                                 | ..     | 1,410            |
| Delhi                                | 1916-17 | 27                      | ..    | ..        | ..           | ..         | ..        | ..           | ..                          | 118               | ..        | ..           | ..                                 | ..     | 145              |
|                                      | 1921-22 | 75                      | ..    | ..        | ..           | ..         | ..        | ..           | ..                          | 556               | 65        | ..           | ..                                 | ..     | 218              |
|                                      | 1926-27 | 130                     | 49    | ..        | ..           | ..         | ..        | ..           | ..                          | 1,140             | ..        | ..           | ..                                 | ..     | 1,319            |
|                                      | 1927-28 | 112                     | 51    | ..        | ..           | ..         | ..        | ..           | ..                          | 1,143             | ..        | ..           | ..                                 | ..     | 1,306            |
|                                      | 1928-29 | 149                     | 51    | 4         | ..           | ..         | ..        | ..           | ..                          | 1,252             | ..        | ..           | ..                                 | ..     | 1,456            |
|                                      | 1929-30 | 183                     | 42    | 8         | ..           | ..         | ..        | ..           | ..                          | 1,268             | ..        | ..           | ..                                 | ..     | 1,530            |
| Other Minor Administrative Provinces | 1916-17 | 18                      | 1     | ..        | ..           | 1          | ..        | ..           | ..                          | 199               | ..        | ..           | ..                                 | ..     | 219              |
|                                      | 1921-22 | 24                      | ..    | ..        | ..           | ..         | ..        | ..           | ..                          | 249               | ..        | ..           | ..                                 | ..     | 278              |
|                                      | 1926-27 | 88                      | 1     | 2         | ..           | ..         | ..        | ..           | ..                          | 500               | ..        | ..           | ..                                 | ..     | 596              |
|                                      | 1927-28 | 123                     | 1     | 1         | ..           | 15         | ..        | ..           | ..                          | 533               | ..        | ..           | ..                                 | ..     | 672              |
|                                      | 1928-29 | 158                     | ..    | 4         | ..           | 16         | ..        | ..           | ..                          | 595               | ..        | ..           | ..                                 | ..     | 778              |
|                                      | 1929-30 | 139                     | ..    | ..        | ..           | 24         | ..        | ..           | ..                          | 494               | ..        | ..           | ..                                 | ..     | 657              |
| Total of all Provinces               | 1916-17 | 5,934                   | 1,722 | 286       | 68           | 294        | 26        | 41           | ..                          | 43,358            | 2,100     | 297          | 625                                | 342    | 55,098           |
|                                      | 1921-22 | 7,046                   | 1,946 | 424       | 62           | 562        | 31        | 66           | 1                           | 43,411            | 4,173     | 475          | 295                                | 1,428  | 59,919           |
|                                      | 1926-27 | 7,887                   | 2,672 | 613       | 196          | 570        | 215       | 79           | ..                          | 62,050            | 2,731     | 790          | 318                                | 946    | 79,068           |
|                                      | 1927-28 | 9,289                   | 2,713 | 521       | 183          | 705        | 202       | 94           | 6                           | 64,293            | 2,852     | 1,107        | 1,036                              | 1,072  | 84,056           |
|                                      | 1928-29 | 10,333                  | 2,941 | 614       | 251          | 711        | 249       | 116          | ..                          | 68,088            | 3,795     | 1,517        | 1,284                              | 3,494  | 98,808           |
|                                      | 1929-30 | 9,847                   | 3,202 | 544       | 244          | 840        | 317       | 143          | ..                          | 66,428            | 3,716     | 1,554        | 1,012                              | 1,922  | 89,769           |

NOTE.—Figures for undergraduates generally relate to the Calendar year.

## (b) Number of undergraduates in Institutions controlled by Provincial Boards of Education in 1929-30.

| Province.   | Arts and Science. | Oriental Languages and Literature. | Other Faculties. | Total. |
|---|-------------------|------------------------------------|------------------|--------|
| Bengal (Dacca).   | ..                | ..                                 | ..               | ..     |
| United Provinces.   | (a) 1,079         | ..                                 | ..               | 1,079  |
| Rajputana (including Ajmer-Merwara), Central India and Gwalior. | 4,733             | ..                                 | 631              | 5,364  |
|   | 396               | ..                                 | ..               | 898    |

(a) Includes figures for Islamic Studies, Dyeing and Commerce.

## (c) Results of Examinations in Arts and

| Nature of Examination.                | Madras.  | Andhra.  | Bombay.   | Calcutta. | Dacca. | Allaha-<br>bad. | Luck-<br>now. | Benares<br>Hindu. | Agra. | Anna-<br>mala. |
|---------------------------------------|----------|----------|-----------|-----------|--------|-----------------|---------------|-------------------|-------|----------------|
| <i>Matriculation.</i>                 |          |          |           |           |        |                 |               |                   |       |                |
| Number of candidates                  | 55       | 8        | (a)11,954 | 16,375    | ..     | ..              | ..            | 1,040             | ..    | ..             |
| „ passes                              | 12       | 1        | (a)4,391  | 10,186    | ..     | ..              | ..            | 468               | ..    | ..             |
| Percentage of passes                  | 21.6     | 12.5     | (a)36.7   | 62.2      | ..     | ..              | ..            | 44.5              | ..    | ..             |
| <i>Intermediate Arts.</i>             |          |          |           |           |        |                 |               |                   |       |                |
| Number of candidates                  | (b)8,936 | (b)8,148 | 1,528     | 3,837     | ..     | ..              | ..            | 285               | ..    | ..             |
| „ passes                              | (b)4,010 | (b)1,010 | 781       | 1,824     | ..     | ..              | ..            | 176               | ..    | ..             |
| Percentage of passes                  | (b)44.9  | (b)32.1  | 51.11     | 47.7      | ..     | ..              | ..            | 61.7              | ..    | ..             |
| <i>Intermediate Sciences.</i>         |          |          |           |           |        |                 |               |                   |       |                |
| Number of candidates                  | ..       | ..       | 976       | 3,454     | ..     | ..              | ..            | 217               | ..    | ..             |
| „ passes                              | ..       | ..       | 544       | 1,632     | ..     | ..              | ..            | 111               | ..    | ..             |
| Percentage of passes                  | ..       | ..       | 55.74     | 44.4      | ..     | ..              | ..            | 51.0              | ..    | ..             |
| <i>Bachelor of Arts (Honours).</i>    |          |          |           |           |        |                 |               |                   |       |                |
| Number of candidates                  | 279      | 1,188    | 402       | 578       | 72     | 37              | 12            | 31                | ..    | 32             |
| „ passes                              | 241      | 402      | 341       | 413       | 35     | 25              | 10            | 8                 | ..    | 28             |
| Percentage of passes                  | 86.4     | 34.0     | 84.82     | 72.1      | 48.6   | 69              | 83.33         | 9.6               | ..    | 87.6           |
| <i>Bachelor of Arts (Pass).</i>       |          |          |           |           |        |                 |               |                   |       |                |
| Number of candidates                  | (c)      | ..       | 787       | 2,906     | 166    | 340             | 205           | 216               | 607   | ..             |
| „ passes                              | 1,956    | ..       | 348       | 1,124     | 81     | 206             | 100           | 159               | 283   | ..             |
| Percentage of passes                  | ..       | ..       | 44.22     | 38.7      | 34.3   | 62              | 48.78         | 73.6              | 46.6  | ..             |
| <i>Bachelor of Science (Honours).</i> |          |          |           |           |        |                 |               |                   |       |                |
| Number of candidates                  | ..       | ..       | ..        | 198       | 16     | 20              | 6             | 11                | ..    | ..             |
| „ passes                              | ..       | ..       | ..        | 125       | 8      | 11              | 6             | 8                 | ..    | ..             |
| Percentage of passes                  | ..       | ..       | ..        | 64.8      | 50.0   | 55              | 83.33         | 27.2              | ..    | ..             |
| <i>Bachelor of Science (Pass).</i>    |          |          |           |           |        |                 |               |                   |       |                |
| Number of candidates                  | ..       | ..       | 414       | 752       | 74     | 140             | 56            | 105               | 173   | ..             |
| „ passes                              | ..       | ..       | 268       | 306       | 32     | 74              | 31            | 41                | 109   | ..             |
| Percentage of passes                  | ..       | ..       | 64.73     | 40.7      | 41.9   | 53              | 56.36         | 39.5              | 63.0  | ..             |
| <i>Master of Arts.</i>                |          |          |           |           |        |                 |               |                   |       |                |
| Number of candidates                  | 150      | ..       | 233       | 423       | 74     | 74              | 77            | 46                | 104   | ..             |
| „ passes                              | 77       | ..       | 99        | 267       | 65     | 61              | 67            | 35                | 85    | ..             |
| Percentage of passes                  | 51.3     | ..       | 42.49     | 63.1      | 87.8   | 81              | 87.01         | 76.04             | 81.7  | ..             |
| <i>Master of Science.</i>             |          |          |           |           |        |                 |               |                   |       |                |
| Number of candidates                  | ..       | ..       | 28        | 223       | 34     | 48              | 28            | 24                | 23    | ..             |
| „ passes                              | ..       | ..       | 25        | 120       | 27     | 40              | 28            | 23                | 19    | ..             |
| Percentage of passes                  | ..       | ..       | 89.28     | 53.8      | 79.4   | 83              | 100           | 96.0              | 82.6  | ..             |

(a) The Bombay University does not hold a Matriculation Examination. A school leaving examination

(b) Includes figures for

(c) The number cannot be stated as the candidates may at their

## Science of Indian Universities, 1930.

| Allgarh Muslim. | Punjab. | Delhi. | Rangoon. | Patna. | Nagpur. | Mysore. | Osmania (Hyderabad). | Total. | Nature of Examination.                |
|-----------------|---------|--------|----------|--------|---------|---------|----------------------|--------|---------------------------------------|
|                 |         |        |          |        |         |         |                      |        | <i>Matriculation.</i>                 |
| 232             | 15,408  | ..     | ..       | 4,138  | ..      | ..      | 552                  | 49,742 | Number of candidates.                 |
| 100             | 8,431   | ..     | ..       | 1,944  | ..      | ..      | 188                  | 25,716 | .. passes.                            |
| 43.0            | 54.7    | ..     | ..       | 47.0   | ..      | ..      | 35.8                 | 51.70  | Percentage of passes.                 |
|                 |         |        |          |        |         |         |                      |        | <i>Intermediate Arts.</i>             |
| 154             | 1,691   | 325    | (b)528   | 1,040  | 310     | 407     | 268                  | 22,447 | Number of candidates.                 |
| 98              | 718     | 151    | (b)202   | 315    | 153     | 126     | 128                  | 9,692  | .. passes.                            |
| 63.6            | 42.5    | 46.4   | (b)35.3  | 30.3   | 49.3    | 30.9    | 47.8                 | 43.18  | Percentage of passes.                 |
|                 |         |        |          |        |         |         |                      |        | <i>Intermediate of Science.</i>       |
| 111             | 2,471   | 119    | ..       | 522    | 201     | 691     | ..                   | 8,762  | Number of candidates.                 |
| 79              | 1,116   | 50     | ..       | 181    | 126     | 202     | ..                   | 3,941  | .. passes.                            |
| 71.0            | 45.2    | 42.0   | ..       | 34.7   | 62.6    | 29.2    | ..                   | 44.98  | Percentage of passes.                 |
|                 |         |        |          |        |         |         |                      |        | <i>Bachelor of Arts (Honours).</i>    |
| 6               | 255     | 41     | 3        | 131    | ..      | ..      | ..                   | 3,067  | Number of candidates.                 |
| 4               | 96      | 36     | 3        | 100    | ..      | ..      | ..                   | 1,757  | .. passes.                            |
| 66.6            | 37.6    | 37.8   | 100.0    | 76.3   | ..      | ..      | ..                   | 56.62  | Percentage of passes.                 |
|                 |         |        |          |        |         |         |                      |        | <i>Bachelor of Arts (Pass).</i>       |
| 218             | 1,908   | 186    | 129      | 702    | 313     | (c)     | 138                  | 8,819  | Number of candidates.                 |
| 138             | 884     | 133    | 87       | 240    | 147     | 273     | 59                   | 6,218  | .. passes.                            |
| 64.0            | 46.3    | 71.5   | 67.4     | 34.2   | 46.9    | ..      | 42.8                 | 70.51  | Percentage of passes.                 |
|                 |         |        |          |        |         |         |                      |        | <i>Bachelor of Science (Honours).</i> |
| 8               | 8       | 10     | 5        | 13     | ..      | ..      | ..                   | 287    | Number of candidates.                 |
| 4               | 3       | 4      | 4        | 7      | ..      | ..      | ..                   | 174    | .. passes.                            |
| 50.0            | 60.0    | 40.0   | 80.0     | 53.6   | ..      | ..      | ..                   | 60.63  | Percentage of passes.                 |
|                 |         |        |          |        |         |         |                      |        | <i>Bachelor of Science (Pass).</i>    |
| 51              | 131     | 42     | 56       | 36     | 70      | (e)     | ..                   | 2,150  | Number of candidates.                 |
| 39              | 79      | 28     | 35       | 37     | 63      | 48      | ..                   | 1,171  | .. passes.                            |
| 59.0            | 60.3    | 66.6   | 62.5     | 43.0   | 75.7    | ..      | ..                   | 54.47  | Percentage of passes.                 |
|                 |         |        |          |        |         |         |                      |        | <i>Master of Arts.</i>                |
| 56              | 257     | 37     | 9        | 39     | 28      | 49      | 9                    | 1,718  | Number of candidates.                 |
| 40              | 114     | 29     | 5        | 65     | 25      | 35      | 9                    | 1,078  | .. passes.                            |
| 68.0            | 44.4    | 78.3   | 55.6     | 73.0   | 89.3    | 71.5    | 100                  | 62.75  | Percentage of passes.                 |
|                 |         |        |          |        |         |         |                      |        | <i>Master of Science.</i>             |
| 13              | 37      | ..     | 2        | 18     | 7       | 5       | 11                   | 501    | Number of candidates.                 |
| 10              | 27      | ..     | 2        | 6      | 6       | 5       | 10                   | 348    | .. passes.                            |
| 76.0            | 73.0    | ..     | 100      | 33.3   | 71.4    | 100     | 90.9                 | 69.46  | Percentage of passes.                 |

is held by a special Board constituted jointly by the University and Government.  
Intermediate Science.  
option take the examination as a whole or appear by parts separately.

## (d) Results of Examinations conducted by Provincial Boards of Education, 1930.

| Nature of Examination.                     | Madras S.S.L.C. Board. | Dacca Intermediate and Secondary Board. | United Provinces High School and Intermediate Board. | Burma English and A. V. and Secondary Board. | Central Provinces High School Board. | Hyderabad (Deccan) H. S. L. C. Board. | Delhi Secondary Board. | Rajputana (including Ajmer-Merwara), Central India and Gwalior High School and Intermediate Board. |
|--|------------------------|---|--|--|--------------------------------------|---------------------------------------|------------------------|--|
| <i>High School or Leaving Certificate.</i> |                        |   |  |  |                                      |                                       |                        |  |
| Number of Candidates .                     | (*)                    | 365                                     | 8,205  | 2,555  | 1,766                                | 534                                   | 1,698                  | 424  |
| .. passes . .                              | 6,218                  | 287                                     | 4,657  | 765  | 1,094                                | 354                                   | 1,098                  | 219  |
| Percentage of passes .                     | ..                     | 80.8                                    | 56.8   | 29.9   | 61.25                                | 66.3                                  | 64.7                   | 51.6   |
| <i>Intermediate Arts.</i>                  |                        |   |  |  |                                      |                                       |                        |  |
| Number of candidates .                     | ..                     | (b)247                                  | (d)2,623   | ..   | ..                                   | ..                                    | ..                     | 186  |
| .. passes . .                              | ..                     | 116                                     | (d)1,309   | ..   | ..                                   | ..                                    | ..                     | 81   |
| Percentage of passes .                     | ..                     | 47.0                                    | 49.9   | ..   | ..                                   | ..                                    | ..                     | 43.5   |
| <i>Intermediate Sciences.</i>              |                        |   |  |  |                                      |                                       |                        |  |
| Number of candidates .                     | ..                     | (c)163                                  | ..   | ..   | ..                                   | ..                                    | ..                     | 39   |
| .. passes . .                              | ..                     | 94                                      | ..   | ..   | ..                                   | ..                                    | ..                     | 19   |
| Percentage of passes .                     | ..                     | 57.7                                    | ..   | ..   | ..                                   | ..                                    | ..                     | 48.7   |

(a) Complete information not available.

(b) Excludes 65 candidates (of whom 37 passed) in Intermediate examination in Islamic Studies.

(c) Excludes 39 and 32 candidates (of whom 14 and 11 passed) in Intermediate examination in Dyeing and in Commerce, respectively.

(d) Includes figures for Intermediate Science.

## III.—SECONDARY EDUCATION.

*Statistics.*—The number of secondary schools of all kinds increased by 565 from 12,587 to 13,152 and their enrolment by 134,232 from 2,111,976 to 2,246,208. These figures do not include scholars who were reading in the secondary classes of intermediate colleges but they do include pupils reading in the primary departments of high and middle schools. The total number of scholars reading in the secondary stage (*i.e.*, high and middle school classes) in all kinds of institutions was 1,090,417 as shown in the following table:—

| Type of Institutions.           | Number of secondary scholars in institutions. |               |
|---------------------------------|---|---------------|
|                                 | For males.                                    | For females.  |
| Intermediate colleges . . . . . | 1,801   | 150           |
| High schools . . . . .          | 636,286                                       | 35,422        |
| Middle schools . . . . .        | 399,731                                       | 16,957        |
| Primary schools . . . . .       | 51  | 19            |
| <b>TOTAL</b>                    | <b>1,037,869</b>                              | <b>52,548</b> |
|                                 | 1,090,417                                     |               |

It will be observed that more than half the pupils enrolled in secondary schools were reading in the primary classes of those schools.

The following table gives the expenditure on different types of secondary schools:—

| Institutions.            | Total expenditure. | Percentage of expenditure from |              |       |                | Cost per scholar. |
|--------------------------|--------------------|--------------------------------|--------------|-------|----------------|-------------------|
|                          |                    | Government funds.              | Local funds. | Fees. | Other sources. |                   |
| <i>For males.</i>        | Rs.                | %                              | %            | %     | %              | Rs.               |
| High Schools . . . . .   | 4,62,89,296        | 31.5                           | 3.8          | 51.2  | 13.5           | 52                |
| Middle Schools . . . . . | 2,37,96,310        | 38.7                           | 24.0         | 27.1  | 10.2           | 19½               |
| <i>For females.</i>      |                    |                                |              |       |                |                   |
| High Schools . . . . .   | 67,63,501          | 43.2                           | 1.9          | 33.6  | 21.3           | 91½               |
| Middle Schools . . . . . | 38,86,027          | 39.6                           | 14.4         | 15.1  | 30.9           | 36½               |

It is observed that fees meet half the cost of educating a boy in a high school and one-third the cost of educating a girl in a high school and that Government funds meet a larger part of the total expenditure in girls schools than in boys' schools.

The results of the various examinations taken by candidates on the completion of the high and middle school courses were as follows:—

| Examinations.                         | CANDIDATES. |          | PASSES. |          |
|---------------------------------------|-------------|----------|---------|----------|
|                                       | Males.      | Females. | Males.  | Females. |
| Matriculation . . . . .               | 37,729      | 844      | 21,893  | 550      |
| School Leaving or Final . . . . .     | 45,181      | 1,447    | 29,730  | 914      |
| European High School . . . . .        | 288         | 237      | 177     | 175      |
| Cambridge School Certificate. . . . . | 711         | 331      | 336     | 209      |
| Anglo-Vernacular Middle . . . . .     | 79,562      | 4,208    | 58,171  | 2,745    |
| Vernacular Middle . . . . .           | 73,273      | 6,962    | 43,712  | 3,992    |
| European Middle . . . . .             | 919         | 551      | 493     | 348      |
| Cambridge Junior . . . . .            | 663         | 474      | 436     | 310      |

*General remarks.*—The large increase in the enrolment of pupils indicates an increasing demand for secondary education. In Bengal, secondary English schools increased owing to the opening of schools under private management and to the conversion of middle vernacular schools to middle English status. In the United Provinces one new intermediate college came into existence in response to a steadily increasing demand. The introduction of compulsory primary education and the opening of English classes in vernacular middle schools have also led to the demand for more secondary vernacular education in this province, but this demand, though a sign of an increased recognition of the benefits of higher education, unfortunately seems to have been too great for the available resources to cope with. In the Punjab 15 per cent. of the vernacular upper middle schools and 40 per cent. of the lower middle schools are without suitable buildings. In the Central Provinces overcrowding is fairly general and as one report says “secondary education is, in the circumstances, bound to suffer” The difficulty is financial, for local boards have very limited funds at their disposal and provincial resources in most provinces are strained. In Bombay, there has been no increase in the allotment for grants to secondary schools during the last six years but in most other provinces there have been increases. In Bihar and Orissa, many additions to existing school buildings have been made, resulting in increased enrolment and in consequence in larger fee incomes of the schools concerned. In Burma several new buildings were completed while the equipment in Government schools is stated to be satisfactory.

*Courses.*—In Madras the year witnessed the introduction of a revised course and syllabuses in the Secondary School Leaving Certificate scheme. In Burma closer liaison is being established between anglo-vernacular and vernacular schools, and courses have been so framed as to facilitate this process. While nowhere in India has there been a radical change in the existing courses,

sufficient evidence has been available to show that alteration in the existing courses of study should not be attempted without a thorough examination of the possible results of such change. In the Punjab, an existing regulation has been revised requiring every student to take up history and geography as a third compulsory subject (though success in this subject is not essential for an ordinary pass in the matriculation examination). The change seems to have had an adverse effect on the teaching of other important subjects such as science, physiology and hygiene, the classical languages and drawing. There is, on the other hand, the danger of stagnation if a conservative policy of opposition to change is adopted. In Assam, it is recognised that the courses are out of date and that the imperative need is their modernisation, but the lack of funds stands in the way. In Burma, the subjects of study prescribed by anglo-vernacular schools under Christian management include religious instruction to which Buddhists are beginning to object. Educational efficiency is, in the circumstances, bound to suffer.

*Experiments in education.*—Experiments continue on developments in modern educational theory. The Dalton Plan, which is being tried with varying degrees of success in the United Provinces and Assam has been found to give satisfactory results but in Dacca the results are not altogether convincing in some schools where it has been tried. In the United Provinces, the Project Method is also being tried, while in Bengal Dr. West's method of teaching English, which is based upon the gradual assimilation of an enlarged vocabulary, has been introduced. In Bihar and Orissa experiments in teaching up to the matriculation standard through the medium of the different vernaculars in use in that province have been in progress for over five years but the results have so far been inconclusive.

*Manual Instruction.*—In Madras manual training is made a compulsory subject under the revised secondary school leaving certificate scheme. In the United Provinces, the new curriculum in which this subject is connected with drawing promises well. Great improvement in the teaching of the subject is manifest, but there is a "lack of artistic atmosphere about the majority of drawing rooms". In Bengal, definite arrangements for manual instruction exist, and in some schools subjects like dyeing, weaving, carpentry and smithy-work are also taught.

*Medium of instruction.*—The policy of imparting education in the higher forms through the medium of the vernaculars was pushed on with vigour in all provinces. In Madras, the vernaculars were used in sixty schools as the medium both of instruction and of examination. In Bombay, the local vernacular is the medium of instruction in standards I—V, that is in the middle stage and lower classes of the high school stage, while candidates at the Matriculation examination are permitted by the Bombay University to answer question papers in history and in their second language in their vernacular. A policy based on sound educational theory



would be for pupils to be required to answer the question papers in their examinations in the language which is used as the medium of their instruction. While gratifying progress has been made in instruction through the mother tongue yet certain undesirable tendencies result. It has been noticed in more than one province that the attempt to diffuse education in higher forms more and more through the vernaculars has been attended with a deterioration in the standard of English. It has also been noticed that in the United Provinces, where both Urdu and Hindi are used, a hybrid language emerges. It is difficult to contemplate this result without a feeling of alarm. For, while a fairly good standard of English can be insisted upon by adequate emphasis on the value of the *viva voce* test in English in the higher classes, it would be exceedingly difficult to prevent the hybrid language from corrupting the mother tongue to the prejudice of its healthy natural development.

*Teachers.*—In Bombay, many schools under private control engage matriculates as teachers and entrust to them the English of the lower standards. With few exceptions the quality of their teaching is poor, comparing unfavourably with that in Government schools where graduates are generally employed. In the Punjab the teaching of English is reported to be miserable in many high schools and is attributed, in the opinion of a Divisional Inspector of Schools, to the fact that the subject is, especially in the lower classes, in the hands of inefficient junior anglo-vernacular teachers. It is gratifying to note that the number of graduates who are trained (men and women) has increased from 7,500 in 1929 to 7,942 in 1930. The number of trained teachers of all qualifications has increased from 52,786 in 1929 to 55,989 in 1930. The Punjab and the North-West Frontier Province (in the latter, in the sphere of vernacular education) showed as many as 80 per cent. and 86.4 per cent. respectively of their teachers as trained. Untrained teachers are employed mainly in schools for vernacular education, secondary as well as middle, in the United Provinces and the Central Provinces; in the Central Provinces inspections and public examinations showed that the lack of trained teachers was “mainly responsible for the comparatively low efficiency of aided schools”. It is also being increasingly recognised that trained teachers do not alone ensure efficiency; what is needed in both trained and untrained teachers, is a sense of security regarding their appointments—a feeling that is not so strong among teachers in schools under private management as it is among teachers in schools under public management. In Madras and the United Provinces the governments now insist upon the execution of a written agreement between management and teachers.

The United Provinces report says—“A tendency has been noticed for managers to budget for increased salaries for the existing staff but when the additional Government grant is received it is spent in employing additional teachers. The result is that the new demands are met at the expense of the increments of the regular staff”. Such action strikes at the efficiency of the schools.

by leaving the existing staff discontented, indifferent to good discipline, and without incentive to continue the good work they may have been doing.

*Examinations.*—It is comforting to note that there have been no examination scandals due to the leakage of question papers. Examinations continue to dominate teaching work and cramming in some schools, especially in vernacular middle schools, is common; there is too little reasoning on the part of the pupils. In the United Provinces examination results have been very satisfactory; in the Punjab, on the other hand, the number of failures in the matriculation examination have been startling and one cannot avoid the conclusion that obviously unfit boys have been permitted to sit for the examination.

*Medical inspection of schools.*—In all provinces medical inspection received a large measure of attention during the year under review. In the North-West Frontier Province it is now a regular part of school life in the cities of Peshawar, Bannu and Dera Ismail Khan. In Bengal, a scheme for the medical examination of pupils in Government high (English) schools and senior madrassahs outside Calcutta and in hostels attached to them which has been under the consideration of Government was approved. In Madras, though the scheme in force fell short in some respects of a complete School Medical Service yet a staff consisting in all of 635 medical men and 91 medical women was engaged (part-time) in school inspections. In the United Provinces, except in the ten cities where the department maintains whole-time medical officers, the medical inspection of English schools was transferred to the Public Health Department in those places where suitable district or municipal medical officers of health had been appointed. School medical officers in such places are now maintained for hostel residents only and paid by the department. The facilities for medical inspection that are provided in all provinces appear to be fairly satisfactory, but full advantage of such inspections is not taken because of the "lack of intelligent and ready response on the part of parents and managements to the findings of the school medical officers". Parents are frequently loath to follow the advice of the medical officers. The great need therefore seems to be a livelier sense of civic responsibility on the part of guardians and a recognition that apathy in the matter is bound to detract from the efficiency and utility of measures that the State may take to protect pupils at school from ill-health. The scheme by which an After-Care-Officer, such as in the Students' Welfare Committee of the Calcutta University, follows up the defects discovered in the students by seeing their guardians or heads of their institutions and keeping himself informed of the steps taken for treatment, is worthy of universal adoption.

*Physical training.*—Increased interest in physical training was shown and the year was one of progress. In the Central Provinces the value of physical training was still further recognised and a number of teachers are now being trained annually to give physical

instruction. In the North-West Frontier Province physical training is compulsory in all schools; while in Madras, Government have accepted the recommendation of a committee to consider the proposition "the formal physical training and games should be made compulsory for all pupils in secondary schools" except for boys declared medically unfit. It was also laid down that provision should be made for adequate physical training before recognition is granted to secondary schools. In the Punjab the importance and influence of the new type of physical training supervisor is noted. Games were popularised and clubs and refresher courses were organised in rural areas. Bengal reports that the factors which stand in the way of the introduction of games as a compulsory subject in schools are inadequate playing fields, want of trained teachers and apparatus, apathy and conservatism of boys and their guardians, inadequacy of funds and the absence of provision for mid-day tiffin.

*Hostels.*—With the great increase in secondary education and the consequent large enrolment of boys from rural parts the question of increasing the number of existing hostels has assumed great importance. In the United Provinces, "most managers of schools are alive" to this need; but "are handicapped by the lack of funds". In Bihar and Orissa the year witnessed the construction of a few hostels and extensions to some existing ones. In the Central Provinces additional accommodation is needed; supervision is satisfactory. Insufficient hostel accommodation means that a student has to make his own arrangements in the town, and, as an inspector of schools says "since no one has an eye on him, he is generally open to evil influences which may ruin his life".

#### IV.—PRIMARY EDUCATION (BOYS).

*General.*—The number of primary schools for boys increased by 1,300 from 171,386 to 172,686 and their enrolment by 150,153 from 7,880,619 to 8,030,772. Under both number and enrolment, the percentage of increase in 1929-30 is less than that in 1928-29. The enrolment figures for the year under review do not include the number of pupils reading in primary sections of secondary schools; the number of such pupils was 1,031,248, of whom 213,997 were in high schools and 817,251 in middle schools. The increase in the number of pupils was shared by all provinces except Bihar and Orissa, where the fall in enrolment from 940,708 to 902,545 was due to the prevalence of malaria and small-pox and to an outbreak of cholera in one district and to the closing of many schools in other districts on account of financial stringency. In the United Provinces the rate of increase was lower than it was during 1928-29, but in the Punjab, which showed a fall last year, the figures for enrolment rose by 11,235 to 374,525 and of the number of primary schools by 64 to 5,580 in spite of the conversion of a number of primary schools into lower middle schools. In both Bihar and Orissa and the United Provinces, however, there was an increase in the average attendance of pupils.

*Administration.*—In Madras, proposals were made and generally approved by Government to replace the existing multiple class and inevitably inefficient schools by central schools admitting both sexes and children of all communities. These schools would be assisted by feeder schools or junior schools, which would at the same time serve the needs of young children unable to walk all the way from their homes to the central school. In Bombay, the efficiency of some school boards was greatly undermined by extraneous influences. As an Inspector of Schools says, "party spirit still hampers the smooth working of some school boards. There are certain members who add to communal bitterness and make the smooth working of the school board more difficult". In the United Provinces, some members of education committees, instead of regarding their membership as an opportunity for service, used teachers for political work. In Bihar and Orissa, it was found that the transfer of teachers by boards was made on other grounds than those of public interest and efficiency. In the Central Provinces, "there is urgent need for focusing the attention of district councils and other local bodies on the need for the better administration of their educational systems". Financial stringency was largely responsible for slow progress, but "wastage can be reduced and efficiency increased by closer supervision and a better appreciation of their responsibilities by school committees and teaching staffs". In the Punjab, a growing tendency was noticeable in a number of district boards to reduce their own contribution as Government grants increased.

*Teachers.*—In no province, except Bombay, is the trained element less than fifty per cent. In the United Provinces, owing to the introduction of compulsory education in many areas the demand for trained teachers has greatly increased and the supply available is unable to meet it. Allied to the problem of securing trained teachers is that of ensuring that the teachers who have been trained continue to put into practice the lessons learnt in the training institutions. The Director of the United Provinces reports that "Teachers' conferences are of considerable help, but unfortunately in some cases they were found to have degenerated into political meetings". The payment of adequate salaries is no less important in securing efficient instruction than training. In the Central Provinces, the minimum salaries for trained teachers under several district councils are less than the minimum prescribed by Government. It is little wonder therefore that the Director of Public Instruction says that "it is reported that trained teachers with ability show a tendency to migrate from villages to towns". Promotions are comparatively few and uncertain and, consequently, there is discontent and indifference amongst the large number of trained teachers in the lowest grades. In the Punjab, refresher courses for vernacular teachers were held at various places in the Multan Division. In the North-West Frontier Province, the number of single-teacher schools is still too high. As the Royal Commission on Agriculture in India said, the single teacher school "is both inefficient and extravagant".

*Wastage.*—This problem, to which the Hartog Committee drew pointed attention, continues to engage the attention of educational authorities. The subjoined table will explain the position in primary schools.

| Class.         | *Number of pupils in 1928-29. | * Number of pupils in 1929-30. | Wastage.  |
|----------------|-------------------------------|--------------------------------|-----------|
| I . . . . .    | 5,563,353                     | 5,661,836                      | ..        |
| II . . . . .   | 1,883,936                     | 1,952,088                      | 3,611,265 |
| III . . . . .  | 1,315,060                     | 1,367,470                      | 516,466   |
| IV . . . . .   | 857,409                       | 899,619                        | 415,441   |
| <b>TOTAL .</b> | <b>9,619,758</b>              | <b>9,881,013</b>               |           |

\* These figures are for both boys' and girls' schools; separate figures for boys' schools are not available.

This table shows that, out of 5.56 million pupils reading in class I in 1928-29, only 1.96 million were reading in class II in 1929-30; out of 1.88 million pupils reading in class II in 1928-29 less than 1.37 million were reading in class III in 1929-30; and of 1.31 million pupils reading in class III in 1928-29 only about 900 thousand reached class IV in 1929-30. It must, however, be remembered that the wastage is not in fact as large as the figures given above would appear to indicate, since the enrolment of class I includes not only those pupils who are expecting promotion in the month succeeding the collection of statistics but also those pupils who have been only recently admitted to the schools. All the same, there is no gainsaying the fact that the wastage is considerable and one is tempted to ask whether much of the money at present spent on primary education is not being wasted. In Madras, of every 100 children admitted to standard I in 1925-26, 22.7 pupils attending boys' schools and 16.5 pupils attending girls' schools passed through standard IV in 1928-29. In Bombay, of the boys who were admitted in the infant class in 1925-26, 33.8 per cent. reached standard IV in 1929-30. These two instances are typical of the wastage that has occurred in other provinces. The Director, Assam, however, looks upon this problem from a different angle; "such wastage", he says, "should be regarded as an agriculturist would look on the work of preparing the ground for the seed—clearing and ploughing and harrowing—and that in due course with a better tilth we shall get a better crop."

*Compulsory education.*—The following table shows the number of urban and rural areas in each province in which compulsion has been introduced:—

| Province.                    | Acts.  | Areas under compulsion. |              |
|------------------------------|--|-------------------------|--------------|
|                              |  | Urban areas.            | Rural areas. |
|                              |  | Towns.                  | Villages.    |
| Madras . . . . .             | Elementary Education Act, 1920.  | 25                      | 206          |
| Bombay . . . . .             | { Primary Education (District Municipalities Act, 1918).<br>City of Bombay Primary Education Act, 1920.<br>Primary Education Act, 1923 . | 4                       | ..           |
|                              |  | 1                       | ..           |
|                              |  | 5                       | 150          |
| Bengal . . . . .             | Primary Education Act, 1919 .  | 1                       | ..           |
| United Provinces . . . . .   | { Primary Education Act, 1919 .<br>District Boards Primary Education Act, 1926.  | 36                      | ..           |
|                              |  | ..                      | 378          |
| Punjab . . . . .             | Primary Education Act, 1919 .  | 46                      | 2,303        |
| Bihar and Orissa . . . . .   | Primary Education Act, 1919 .  | 1                       | 4            |
| Central Provinces and Berar. | Primary Education Act, 1920 .  | 13                      | *90          |
| Assam . . . . .              | Primary Education Act, 1925 .  | ..                      | ..           |
| Delhi . . . . .              | (Punjab Act extended to Delhi—1925).   | 1                       | 6            |
|                              | Total .  | 133                     | 3,137        |

\* Village centres, with 193 feeder villages.

NOTE.—This table does not include areas for which schemes of compulsory primary education are under consideration or have been sanctioned but not yet introduced. It includes, on the other hand, areas in which such schemes have been partially introduced.

That enrolment increased in areas under compulsion there is no doubt, but it cannot be said that in all the areas given in the table compulsion has produced the desired result. In the Saidapet Taluk of the Madras Presidency “special persuasion and threats of prosecution have only resulted in the nominal enrolment of pupils who do not mean to attend school”. The Director of Public Instruction, Madras, is of opinion that “while compulsion has been effective in bringing children to school it has been ineffective in keeping them there”. In the United Provinces compulsion was

introduced in many urban and rural areas and in the latter with varying degrees of success; where it was not successful it was due to "inexperience or inefficiency, or both, unrelieved by keenness on the part of members of boards". In the Punjab enrolment in a number of areas is above 80 per cent. and the Director is of the opinion that "wherever earnest efforts have been made excellent results have been achieved. Prosecutions are now more generally instituted". Bihar and Orissa reports that "most of the municipalities continue to waste the limited funds at their disposal by maintaining or aiding a large number of small schools instead of following a policy of concentration". In Assam, though there is as yet no scheme of compulsion in operation, the principle of free and compulsory primary education has been accepted. The Director of Public Instruction, Central Provinces, reports that "the administration of the Compulsory Education Act leaves much room for improvement. The common defects are careless registration of those liable under the Act, delay in publishing bye-laws and reluctance to prosecute defaulters. Attendance officers do not understand their duties".

*School Buildings.*—From almost all provinces it is reported that primary school buildings are unsatisfactory. This is specially true of rented buildings which are, as a rule, badly lighted and ill-ventilated. From the United Provinces an Inspector reports that "in several cases roofs of school houses have fallen in during the rains" and there is, in those provinces, a general complaint about the iniquities of contractors. In the Surma Valley in Assam, there are schools which are held in *baitak khanas*, cowsheds, *mandaps* and private verandahs. In the Punjab some progress was made but this was almost entirely due to the grants given by Government. Progress, too, is reported from the North-West Frontier Province but much still remains to be done. In Bombay, under Sir P. Thakurdas's scheme, to which reference was made in last year's report, "the total number of buildings constructed in the Surat District up to the end of the year (1929-30) came to 57. The actual cost involved was Rs. 20,41,862 of which Sir P. Thakurdas contributed Rs. 1,59,411, the remaining Rs. 95,451 being paid by the villagers". The success of the whole scheme is a striking example of private munificence and self-help.

*Adult education.*—The adult education class at the Teacher's College, Saidapet, continued, and there was an enormous accession to its library of books presented by publishers and sympathisers. "The adult classes attached to the Government Arts College, Coimbatore, the Teachers' College, Rajamundry, and the Government Training School, Palghat, continued to work satisfactorily." Non-official agencies in the field were more active than before and their activities included "the imparting of instruction in the 3 R's, the reading of vernacular newspapers and library books, lectures delivered by departmental officers and other visitors on health, sanitation, co-operation, stories from Indian History, geography and civics and lantern lectures". In one centre, a

women's section was working. Bombay reports that the number of both pupils and schools decreased slightly. The day schools for women conducted by the Seva Sadan Society at Poona and Baramati deserve special mention. In Bengal, a comprehensive scheme for the improvement of adult education was sent up to Government and it was proposed to enlist the services of Central Co-operative and Rural Banks in carrying it out. In the United Provinces, the total number of schools maintained during the year increased from 32 to 47, and Lucknow, Benares and Partabgarh, which received Government grants to be given as grants-in-aid to co-operative adult education societies, were the main centres of adult education activities. In the Central Provinces, a scheme was formulated for the establishment of adult schools, providing for the opening of 50 schools through the agency of co-operative societies and 50 by local authorities. In the Multan Division of the Punjab the policy of "consolidation in weeding out of superfluous growth followed last year was pursued this year as well". In the Lahore Division there was a fall of 7 schools and 1,214 scholars but the Inspector of Schools records a notable increase in the number of literary certificates awarded to adults.

#### V.—EDUCATION OF GIRLS.

*Statistics.*—The number of girls in all recognised institutions rose from 2,032,388 to 2,149,853, of whom 817,284 were reading in boys' schools. The number of recognised institutions for girls rose from 13,738 to 32,910 and their enrolment from 1,308,687 to 1,389,241 of whom 56,672 were boys. The total number of girls reading in primary, secondary and university classes in both recognised and unrecognised institutions, was 2,258,212 as against 2,137,753 in the previous year. The percentage of girls under instruction to the total female population increased from 1.78 in 1928-29 to 1.88 in 1929-30. This may be compared with the percentage for boys which is 8.07.

*Wastage.*—This evil, to which reference was made in the preceding chapter, seems to be on the increase in girls' schools. The number of girls in primary classes is given below:—

| Class.        | 1928-29.  | 1929-30.  | Wastage. |
|---------------|-----------|-----------|----------|
| I . . . . .   | 1,317,575 | 1,367,771 | ..       |
| II . . . . .  | 311,281   | 340,221   | 977,354  |
| III . . . . . | 183,143   | 197,321   | 113,960  |
| IV . . . . .  | 93,234    | 105,665   | 77,478   |
| TOTAL .       | 1,905,233 | 2,010,978 |          |

The figures show that of 1.3 million girls in the previous year, only 0.3 million proceeded to class II; of 311 thousand girls in class II, only 197 thousand girls reached class III; and of 183 thousand girls in class III, only 106 thousand reached class IV.



It is clear from these figures that a very large number of girls leave school before reaching class IV, *i.e.*, before they have acquired education of any lasting value. It will be observed, however, that in class IV, the percentage of wastage is less in 1929-30 than it was in 1928-29. A comparison with the wastage of figures for boys shows that the wastage in girls' education is much greater and that the percentage of girls reaching class IV is much less. The causes of wastage which affect boys' education operate with equal force in the case of girls' and, in addition, old-world customs, obstinate prejudices, the purdah system and early marriage have accentuated the problem and been particularly responsible for their early withdrawal from school. In the circumstances, it augurs well for the future to be able to note that in Sind there were distinct signs during the year under review of "a growing desire to send girls to schools, and to keep them there longer than was formerly the custom", and that "this movement is spreading to rural areas". In Bengal, the number of girls reading in classes IV and V increased from 11,700 in 1928-29 to 13,181 in 1929-30 and the Director of Public Instruction thinks that herein is "an indication of the actual progress of primary education that is likely to result in permanent literacy among girls".

*Public interest in girls' education.*—It is satisfactory to note the increasing interest that is being taken in the education of girls. In January 1930, the "All-India Women's Conference held its fourth session in Bombay, thereby giving "an impetus to the general awakening of women who have found a platform on which they are able to draw public attention to their needs". The All-India Women's Education Fund Association met in the same place in January 1930 and Lady Irwin, who presided, invited public attention to certain vital aspects of girls' education. In the Central Provinces, ladies' committees are in existence in several places and conferences were held which "served as useful propaganda for the spread of education among girls". Clearly, as the Director in the Central Provinces says, "the spirit of progress is abroad". Unsuitable or incommodious school buildings, the high percentage of girls in the lower classes of primary schools, and lack of funds are features which need not unduly depress us. Provincial educational authorities are fully aware of the fact that "education is not the privilege of one sex, but equally the right of both, and that neither the one nor the other can advance by itself without a strain on the social and national system and injury to itself".

*Teachers.*—The number of women teachers increased by 1,778 to 41,391, but Assam complains that the number of girls passing out from middle and high schools who are available for employment in village schools is as yet quite insufficient to provide qualified mistresses to meet the demand; while the Punjab reports that, as far as primary education is concerned, the lack of women teachers continued to be a great hindrance. In fact only in Madras, Bombay, and the Central Provinces is the proportion of trained

teachers to the total number over 50 per cent. The Bombay report draws attention to a matter which is no less important. "A large number of women teachers do not possess a sound knowledge of the subject they have to handle." It is no wonder therefore that "generally speaking the teaching in girls' schools is less efficient than that in boys' schools". The only remedy is to recruit women with higher qualifications and it is gratifying to note that the number of such women is steadily increasing, but no real advance is possible till teachers are adequately paid. Instances are not wanting of fully qualified and efficient members of staffs in schools throwing up their jobs in disgust on account of the inadequately low pay received. It is reported that, in a certain district in the United Provinces, a V. T. C. mistress, who has appointed by the board on Rs. 30 per mensem, was actually paid only Rs. 15 per mensem till she left, in spite of the fact that savings were available. It is still imperfectly realised that the "pay of women teachers should be sufficient to render them independent" and "that an independent woman teacher needs satisfactory accommodation and has" in most cases "necessarily to provide for a companion or servant". The Hartog Committee have said that women teachers are "the best teachers for the primary classes" in boys' as well as girls' schools. If only for this reason, it is desirable to pay them adequately and keep them contented.

*The Curriculum.*—As the Hartog Committee have noted, "in recent years repeated demands have been made for the differentiation of the curriculum in girls' schools from that adopted in boys' schools"; and educational authorities charged with the responsibility for girls' education have not been slow to respond. Subjects which are eminently suited to girls are now a noticeable feature of the curriculum of studies. In Madras, Indian music is made an optional subject for the B.A., course. At the Matriculation examination in Bombay girl candidates are allowed to offer domestic science as an alternative to science. The courses in the Indian Women's University at Poona include domestic science, human physiology, child psychology and hygiene. In Bengal, the standard of needlework in girls' schools has improved and as many as "402 candidates from Eastern Bengal districts entered for the Lady Carmichael Diploma Examination, of whom 358 were awarded diplomas". In Patna an exhibition of the needlework sent up in connexion with the examination in hygiene and needlework for the Lady Stephenson medals and diplomas was held in March 1930. Perhaps the most pleasing report in regard to the potentialities of a curriculum specially designed to suit the requirements of girls comes from Burma. "The teaching", says an inspector, "of sewing has increased the holding power of schools and lengthened the school-life of girls".

*Co-education.*—The number of girls reading in boys' primary schools increased by 34,851 to 740,064 and the number of boys reading in girls' primary schools by 3,858 to 41,970, but the Punjab reports that "conditions of society, indifference amounting in some

cases to apathy on the part of the villagers towards the education of girls, and want of confidence in male teachers entrusted with the care of girls" still continue to be the main obstacles to a more rapid progress of the experiment. From the financial point of view the experiment appears to be worth consideration. As the Director in Assam, says, "were there no other argument for educating boys and girls together the argument of economy would be imperative". The following table shows the number of girls reading in boys' primary schools in the various provinces:—

| Province.                              | No. of girls reading<br>in Boy's Primary<br>Schools. |
|--|--|
| Madras . . . . .                       | 328,472  |
| Bombay . . . . .                       | 83,931   |
| Bengal . . . . .                       | 73,083   |
| United Provinces . . . . .             | 48,093   |
| Punjab . . . . .                       | 5,175  |
| Burma . . . . .                        | 106,904  |
| Bihar and Orissa . . . . .             | 47,116   |
| Central Provinces and Berar . . . . .  | 18,535   |
| Assam . . . . .                        | 25,161   |
| North-West Frontier Province . . . . . | 322  |
| Coorg . . . . .                        | 2,159  |
| Delhi . . . . .                        | ...  |
| Ajmer-Merwara . . . . .                | 350  |
| Baluchistan . . . . .                  | 87   |
| Bangalore . . . . .                    | 652  |
| Other Areas . . . . .                  | 74   |
| <b>Total (British India)</b> . . . . . | <b>740,064</b>                                       |

#### VI.—THE TRAINING OF TEACHERS.

*Statistics.*—The number of students under training on the 31st March 1930, was 33,481 as against 32,751 in the previous year. The details are given below:—

|                        | NUMBER OF STUDENTS UNDER TRAINING. |              |                                 |               |
|------------------------|------------------------------------|--------------|---------------------------------|---------------|
|                        | In Training Colleges.              |              | In Normal and Training Schools. |               |
|                        | 1929.                              | 1930.        | 1929.                           | 1930.         |
| Men . . . . .          | 1,235                              | 1,215        | 25,577                          | 25,698        |
| Women . . . . .        | 166                                | 186          | 5,773                           | 6,382         |
| <b>TOTAL . . . . .</b> | <b>1,401</b>                       | <b>1,401</b> | <b>31,350</b>                   | <b>32,080</b> |

The above figures show that, while the number of students under training in training colleges remained constant, the number of those under training in the normal and training schools has increased by 380.

The number of training colleges has increased by 1 to 22 and the number of normal and training schools by 18 to 762.

The following figures show the percentage of trained teachers in the various provinces:—

| Province.                              | TEACHERS IN PRIMARY, MIDDLE AND HIGH SCHOOLS. |                             |                                 |  |
|--|---|-----------------------------|---------------------------------|--|
|  | Total number of teachers.                     | Number of trained teachers. | Percentage of trained teachers. | Output of trained teachers in 1929-30. |
| Madras . . . . .                       | 118,537                                       | 67,801                      | 57.2                            | 6,728                                  |
| Bombay . . . . .                       | 42,093  | 18,466                      | 43.9                            | 1,061                                  |
| Bengal. . . . .                        | 101,372                                       | 24,464                      | 24.1                            | 1,873                                  |
| United Provinces . . . . .             | 52,161  | 31,498                      | 60.4                            | 2,457                                  |
| Punjab . . . . .                       | 37,683  | 26,650                      | 70.7                            | 3,840                                  |
| Burma . . . . .                        | 15,400  | 10,209                      | 66.3                            | 371                                    |
| Bihar and Orissa . . . . .             | 45,842  | 20,513                      | 44.7                            | 1,867                                  |
| Central Provinces . . . . .            | 16,593  | 10,209                      | 54.9                            | 830                                    |
| Assam . . . . .                        | 10,235  | 3,679                       | 35.9                            | 171                                    |
| North West Frontier Province           | 2,766   | 1,592                       | 57.6                            | 164                                    |
| Coorg . . . . .                        | 353   | 264                         | 74.8                            | ..                                     |
| Delhi . . . . .                        | 1,450   | 964                         | 66.5                            | 53                                     |
| Ajmer-Merwara . . . . .                | 769   | 387                         | 50.3                            | 59                                     |
| Baluchistan . . . . .                  | 299   | 216                         | 72.2                            | 12                                     |
| Bangalore . . . . .                    | 764   | 541                         | 70.8                            | 29                                     |
| Other administered areas . . . . .     | 992   | 348                         | 35.1                            | 165                                    |
| <b>TOTAL (British India) . . . . .</b> | <b>447,309</b>                                | <b>216,692</b>              | <b>48.4</b>                     | <b>19,680</b>                          |

The table shows that the position as regards trained teachers is fairly satisfactory in the United Provinces, Punjab, Burma, Coorg, Delhi, Baluchistan and Bangalore, where more than 60 per cent. of the staffs are trained. The all-India average has risen slightly since last year, but in the provinces of Bombay, Bengal, Bihar and Orissa and Assam the proportion of trained teachers continues to be below this average. It is pleasing to note that Ajmer-Merwara has improved and is now above the general average, but in Bengal the number of trained teachers continues to be below 25 per cent. of the total staff employed, while in Assam there has actually been retrogression.

*Teachers for anglo-vernacular boys' schools.*—The Secondary Training College, Bombay, which is the only institution of its kind in that Presidency continued to do good work. The principal writes of the keenness and enthusiasm displayed by his students, which enabled him to carry through successfully, during the year, several new developments like the use of the gramophone in the teaching of English and French, the institution of a course of lectures on the aims and achievements of the League of Nations

and the celebration of Education Week. "A scheme of short-course training at Dacca for teachers with special reference to spoken and idiomatic English received during the year the administrative approval of Government and the Dacca University held a vacation course for teachers during the year under review." The David Hare Training College, Calcutta, submitted a revised course of studies to the Calcutta University. At this College "subjects outside the prescribed curriculum included lectures on experiments on self-government in a German school, the comparative study of animal and human anatomy and physiology, and hygiene". The Teachers' Training College, Dacca, continued its experiments on the teaching of English and Bengali, and abstracts of articles written by the principal and some members of the staff for the Indian Science Congress held at Allahabad were published by the Asiatic Society of Bengal. The Government Training College, Allahabad, opened a special course for physical training under the charge of a Superintendent of Physical Training. At the Government Training College, Agra, games and physical exercises were compulsory for the students, while at the Lucknow Government Training College physical training as well as instruction in manual training were insisted on. In the Punjab, "the creation of a higher degree in education with emphasis on a deeper study of one or another aspect was under consideration by the Board of Studies in Teaching of the Punjab University". An interesting experiment was the training of all the students as assistant scout-masters. A noteworthy event of the Central Training College was that in the B. T. class there were seven lady graduates all of whom were successful in the final examination. In Burma considerable progress was made in the establishment of a training college and the Director hopes that when completed this will solve the problem of supplying trained anglo-vernacular teachers. The special features of the course of study in the Spence Training College in the Central Provinces were that in the Teachers' Training Certificate Class one section in each of the two years specialised in physical training, including lectures on hygiene, and that pedagogical drawing was a compulsory subject of study for all students undergoing training. An Inspector of Schools in that province, however, thinks that "pedagogy taught in our normal schools is somewhat out of date", but the Director of Public Instruction says that "the instruction in general is reported to be satisfactory, although there is all too often a lack of life and personality in the practical teaching." Assam continued to be without a training college, being unable to provide the three lacs of rupees which such an institution would cost. As in previous years, teachers from the North-West Frontier Province were trained in the Punjab.

*Teachers for vernacular boys' schools.*—In Bombay there was a great demand for the training of teachers but accommodation had to be restricted owing to lack of funds. The need for giving primary teachers a training which would be in harmony with rural surroundings was recognised and, with this object in view, the Training School at Nasik was transferred to a village where it was

organised as a rural training school. In Bengal a scheme for the reorganisation of normal and other training schools and for the unification of the rules and curricula was prepared and was under consideration by the Department. In the United Provinces, Government found that a one year course leading to the Vernacular Teachers' Certificate examination, to which reference was made in last year's report, was too short to be of much use and decided to revert to the two years' course. Particular attention was being paid during the year to the improvement of teaching in the infant classes, where says the Director of Public Instruction "the vernacular schools are most inefficient". In this province local boards paid the stipends of pupil teachers in the central training schools but from these schools, says an Inspector, "there comes a legitimate complaint that boards do not pay stipends to pupil teachers punctually. In some instances it has actually been incumbent upon the headmasters to provide in anticipation of the board's payments from their own pockets for pupil teachers who have not means of support". In the Punjab special efforts were made to give the whole system of teaching in the normal school a village bias. The assignment system, to which reference was made in last year's report, proved, according to one headmaster, a success in almost all subjects. "It developed the students' power of thinking and created self-reliance". The project method also succeeded well, especially in its application to the teaching in the infant class. Scouting became a regular feature of the training received, and "with the appointment of physical training supervisors on the staffs of the training institutions, the system of physical training has considerably improved". Refresher courses were held in various places in the Multan division. In Burma, a change to a two years' course for the elementary training class was under consideration, but was postponed owing to the lack of teachers competent to give instruction. In this province the question has arisen whether Government is justified, in view of the growing unemployment of teachers, in training any more vernacular teachers and it was feared that it might be necessary to close most of the elementary training classes. In Bihar and Orissa the authorities were faced with evidence which showed that the type of primary school teacher which was produced by the existing elementary training school was not "competent to tackle the vital problem of wastage and stagnation." In the North-West Frontier Province it was proposed to include, as part of the training given, a short course of lectures in post office work "in order to fit men for the work of sub-post masters in rural offices"; in the opinion of the Director courses of this kind "make the teacher a more useful member of the village community".

*Teachers for girls' schools.*—In spite of an increase in the number of training colleges and of normal and training schools by 1 and 17 respectively, facilities for the training of women teachers continued to be inadequate. Bengal was without a training college for women. In the United Provinces the Benares Hindu University Training College, "which admits graduates of the Benares

Hindu University and, with special permission, graduates of other universities", provided facilities for the training of women students; the Isabella Thoburn College had a one year's course for graduate teachers, while the Government Training College, Allahabad, admitted women graduates also. Notwithstanding these institutions, "the provision of more facilities for women teachers", says the provincial report, "is one of the most urgent educational needs of the United Provinces". Nor was the position in regard to vernacular training schools in this province satisfactory. "A number of candidates were refused admission to E. T. C. and V. T. C. classes for lack of vacancies." The staff and pupils continue to work with exemplary patience in deplorable conditions. A scheme for expansion was ready, but owing to lack of funds no progress could be made. The North-West Frontier Province reports that instruction in the senior vernacular class was satisfactory. As regards the junior vernacular class, however, the Inspectress of Girls' Schools had serious doubts whether, as was thought last year, the students could do justice to their course in two years instead of three.

#### VII.—PROFESSIONAL AND TECHNICAL EDUCATION.

The following table gives statistics regarding institutions for professional and technical education:—

| Type of Institution.                        | 1929.         |               | 1930.         |               |
|---|---------------|---------------|---------------|---------------|
|   | Institutions. | Students.     | Institutions. | Students.     |
| Law colleges and schools . . . . .          | 16            | 7,572         | 16            | 7,585         |
| Medical colleges and schools . . . . .      | 41            | 9,693         | 45            | 10,679        |
| Engineering colleges and schools . . . . .  | 17            | 4,159         | 18            | 4,349         |
| Agricultural colleges and schools . . . . . | 23            | 1,604         | 24            | 1,529         |
| Commercial colleges and schools . . . . .   | 156           | 8,676         | 144           | 9,175         |
| Forest colleges . . . . .                   | 2             | 107           | 2             | 102           |
| Veterinary colleges . . . . .               | 3             | 428           | 3             | 464           |
| Technical and Industrial schools . . . . .  | 492           | 27,266        | 497           | 23,343        |
| Schools of Art . . . . .                    | 12            | 2,331         | 16            | 2,396         |
| <b>TOTAL (British India) . . . . .</b>      | <b>762</b>    | <b>61,836</b> | <b>765</b>    | <b>59,622</b> |

It will be observed that, while the total number of institutions shows a slight increase, the number of students has decreased by more than three per cent. owing to a fall of over 10 per cent. in the number of pupils in technical and industrial schools. A decrease has also occurred in forest colleges and agricultural colleges and schools.

Many of these institutions are not under the control of the provincial Education Departments and consequently the reports of Directors of Public Instruction do not contain full information on

their activities. The following is however gleaned from the provincial reports:—

*Law.*—Patna reports that the direct cost of the Patna Law College is no longer covered by the fees received.

*Medical.*—The Punjab is now dependent on the generosity of Madras for the training of a large number of its students in midwifery, but it is expected that, when the new maternity hospital, which is now in course of erection, is finally completed, facilities would be available in the province and “the problem of teaching midwifery according to the requirements of the General Medical Council” will be finally solved. An event of note in the annals of the King Edward Medical College, Lahore, was the admission, for the first time since 1913, of two women candidates. Bombay reports that the new building for a pathological and bacteriological laboratory in the Grant Medical College, for which Sir Dorab Tata generously gave Rs. 2 lakhs, has been completed and occupied during the year.

*Engineering.*—During the year students of the College of Engineering, Poona, visited on their annual tours many places of scientific interest, including the Nizamsagar project and the Colaba Compressor Station. At the Bengal Engineering College, Sibpur, visiting lectures by experts were continued. “The question of the affiliation of the Mechanical Engineering Department of this college to the University of Calcutta for a degree course in mechanical engineering was under consideration”. At the Ahsanulla School of Engineering, Dacca, a new scheme of practical training was introduced, under which “the first twelve students domiciled in Bengal who passed the Overseer Examination have to undergo practical training in the Public Works, Irrigation, or Public Health Department and thereafter appear at a practical examination.” From Bihar and Orissa it is reported that, in view of certain difficulties experienced by apprentices in securing facilities in firms for practical training, Government was considering a proposal “to replace the mechanical apprentice course and the artisan class by an improved course combining the best features of both.” The Central Provinces report that “there is a marked improvement each year in the educational qualifications of the candidates appearing in the entrance examinations” of the Government Engineering School, Nagpur.

*Commerce.*—Bengal reports that lack of funds stands in the way of effect being given to a scheme for the reorganisation of the Commercial Institute Board. Madras witnessed, during the year, the opening of a class in co-operation in the Government Institute of Commerce. At the Sydenham College of Commerce, Bombay, the percentage of passes fell considerably, owing partly to “the fact that students are required to pass in English in addition to other subjects”. A feature of the work done at this college was that special courses of lectures were delivered for the benefit of the public.



*Agriculture.*—At Anakapalle, in the Madras Presidency, facilities were provided in the Research Station for the training in practical agriculture of a limited number of agriculturists. The Hooghly District Board attached so much importance to the study of agriculture that it made it a compulsory subject in all primary schools under its direct management. In the Punjab Agricultural College, Lyallpur, the short courses, in the vernacular class, in fruit culture continued to be popular.

*Art Schools.*—A new music college was opened at Chidambaram, in the Madras Presidency. Bengal reports that certain proposals regarding the teaching of music in secondary schools and the establishment of training colleges for teachers in music were under the consideration of Government. The Punjab reports that in the Mayo School of Arts cabinet making, blacksmithy, copper-beating and commercial painting and fine art continued to be the most popular subjects.

*Other Technical and Industrial Schools.*—The Director of Public Instruction, Punjab, notes with satisfaction the creation in high caste Hindu boys reading in the Victoria Diamond Jubilee Hindu Technical Institute, Lahore, of a liking for manual labour and industrial occupations. The work of the Government Technical Institute, Burma, was interrupted during the year for two weeks by strikes. The Director complains of "the low standard of general education, the poor knowledge of English and the irregularity of the students" attending lectures in civil and mechanical engineering. The De La Salle Institute, Twante, Burma, teaches planting, engineering and poultry farming.

#### VIII.—EDUCATION OF SPECIAL CLASSES.

(i) *The Chiefs' Colleges.*—The following was the enrolment at these colleges during the year:—

|                                     |     |
|-------------------------------------|-----|
| Mayo College, Ajmer . . . . .       | 97  |
| Aitchison College, Lahore . . . . . | 102 |
| Daly College, Indore . . . . .      | 85  |
| Rajkumar College, Rajkot . . . . .  | 40  |
| Rajkumar College, Raipur . . . . .  | 46  |

The tone and discipline of the colleges were satisfactory. It is to be hoped that something will be done to introduce common messes: the mess started in the Jaipur House in the Mayo College is a step in the right direction. The financial position of all the colleges except one—the Mayo College, Ajmer—was satisfactory. The Chiefs' Colleges prepare mainly for the Diploma Examination conducted by the Government of India. The number of candidates who appeared for this examination during the year was 45 out of whom 33 passed, including twelve from the Prince of Wales Royal Indian Military College, Dehra Dun. The Government of India also conduct the Higher Diploma Examination for which, during the year, only one candidate appeared.

(ii) *Education of Europeans and Anglo-Indians.*—The following table gives the figures for European schools in India:—

|                     | Number of schools. | Number of scholars. | Total expenditure. |
|---------------------|--------------------|---------------------|--------------------|
|                     |                    |                     | Rs.                |
| For boys . . . . .  | 163                | 26,179              | 44,11,938          |
| For girls . . . . . | 260                | 31,590              | 42,43,659          |
| TOTAL . . . . .     | 423                | 57,769              | 1,60,69,450*       |

\* Inclusive of Rs. 74,13,853 spent on inspection, buildings and miscellaneous items.

Though the total number of schools remained constant, there was a decrease of 11 in the number of schools for boys and an increase of the same number under schools for girls. The number of pupils, however, increased by 1,851 to 57,769, but Assam reports a decline in enrolment from 395 to 371 and the Director hopes that "it is casual and does not reflect the economic condition of the Anglo-Indian community".

There were 3,140 girls reading in boys' schools and 6,991 boys in girls' schools. Of the 57,769 scholars 12,111 or nearly 21 per cent. were non-Europeans, an increasing number of whom is applying for admission. Expenditure on European Schools increased by a little over one lakh in institutions for boys and by more than a lakh and a half in those for girls. There was, however, a decrease of Rs. 75,501 under the head of inspection, buildings, and miscellaneous items. The subjoined table shows the percentage of cost of European education in each province borne by public funds, fees and other private funds respectively.

| Province.                       | PERCENTAGE OF COST OF EUROPEAN EDUCATION BORNE BY |       |                      |
|---------------------------------|---|-------|----------------------|
|                                 | Public funds.                                     | Fees. | Other private funds. |
| Madras . . . . .                | 35.2  | 26.5  | 40.3                 |
| Bombay . . . . .                | 35.8  | 40.4  | 23.8                 |
| Bengal . . . . .                | 24.7  | 42.8  | 32.5                 |
| United Provinces . . . . .      | 35.8  | 35.4  | 28.8                 |
| Punjab . . . . .                | 51.7  | 26.9  | 21.8                 |
| Burma . . . . .                 | 30.0  | 46.3  | 23.7                 |
| Bihar and Orissa . . . . .      | 39.0  | 37.6  | 23.4                 |
| Central Provinces . . . . .     | 23.9  | 41.8  | 34.3                 |
| Assam . . . . .                 | 24.6  | 56.5  | 18.9                 |
| North-West Frontier Province    | 40.7  | 59.3  | ..                   |
| TOTAL (British India) . . . . . | 32.1  | 38.1  | 29.8                 |

Madras reports that Government decided to exempt poor girls studying in standards up to and inclusive of the seventh standard from the payment of school fees.

During the year under review some changes took place in the courses of study. Under the new Code of Regulations for European Schools in Bengal vocational training became an intrinsic feature of the higher grade school. Domestic science was included by 11 schools as part of the ordinary curriculum in certain classes. In the United Provinces, the revised curriculum, to which reference was made in last year's report, was brought into force and science was introduced in certain high schools. In the Punjab there were complaints about the courses of study for the middle school examination and several of these courses were being revised "with a view to make them a suitable preparation for the Cambridge school certificate and the Punjab matriculation examinations". There were some changes also in examinations. In Bombay the Oxford Higher Local Examination was replaced by the Cambridge Higher School Certificate Examination. In the Punjab, the High School Examination was replaced by the Cambridge School Certificate Examination. In Bengal a tendency is noticeable to adopt public examinations in vocational subjects. The St. Thomas' School for girls made arrangements for needlework and dress-making to be annually examined by the London Institute. In the case of the Dove Hill School and Queen's Hill School, domestic science subjects were examined by the City and Guilds Examination Committee, London. In Bombay the Inspector notes that "the Cambridge Examinations this year showed a gratifying all round improvement in results". In fact examination results in all provinces were satisfactory.

The chief feature of girls' education was the increased interest shown in vocational subjects. In Madras, the special subjects centre was very popular and there was a rush of applications for admission to the training class in domestic science and needlework. In Bombay the domestic science courses, showed signs of being both popular and practically useful. In Bengal, domestic science was taken by many but in the Punjab it was losing ground.

Bengal reports that "an increasing tendency is evident among European and Anglo-Indian students to take advantage of university education". In Bengal, the successes achieved at the I.Sc. and I.A. examinations were notable. In Bombay, out of the 50 pupils who appeared for the Matriculation Examination 28 or 56 per cent. passed. In the Punjab, the Chelmsford Training College was reorganised so as to bring it into closer connection with degree courses of the University, and the Principal of the Lawrence College, Ghoragali, testifies to the stimulus to further study that has resulted therefrom. He states that "it is gratifying to learn that five of the students who very recently left us have been successful in obtaining the B.A. degree".

It is interesting to note that the importance of a knowledge of the vernacular is being recognised. In the Punjab, Urdu was included in the curriculum and in Burma the number of European pupils who took Burmese was steadily increasing.

(iii) *Education of Muhammadans.*—The number of Muhammadan scholars in various institutions during 1929 and 1930 was as follows:—

| Institutions.                    | NUMBER OF MUHAMMADAN SCHOLARS ON MARCH 31ST. |                |                  |                  |                |                  |
|----------------------------------|--|----------------|------------------|------------------|----------------|------------------|
|                                  | 1929.  |                |                  | 1930.            |                |                  |
|                                  | Males.                                       | Females.       | Total.           | Males.           | Females.       | Total.           |
| Arts colleges and Universities . | 8,699  | 46             | 8,745            | 9,029            | 61             | 9,090            |
| Professional Colleges . . .      | 2,419  | 9              | 2,428            | 2,554            | 8              | 2,562            |
| Secondary and primary schools    | 2,251,528                                    | 469,645        | 2,721,173        | 2,332,222        | 495,031        | 2,827,253        |
| Special schools . . . . .        | 147,780                                      | 1,603          | 149,383          | 153,013          | 1,572          | 154,585          |
| Unrecognised Institutions . .    | 162,921                                      | 70,519         | 233,440          | 165,922          | 74,086         | 240,008          |
| <b>TOTAL</b> . . . . .           | <b>2,573,347</b>                             | <b>541,822</b> | <b>3,115,169</b> | <b>2,662,740</b> | <b>570,758</b> | <b>3,233,498</b> |
| Percentage of population . . .   | 8.3  | 1.9            | 5.2              | 8.6              | 2.0            | 5.4              |

The enrolment in all institutions, both recognised and unrecognised, increased. The percentage of Muhammadan scholars, both male and female, increased by 0.2 to 5.4 as against an increase of 0.14 (from 4.92 to 5.06) in the case of pupils of all communities taken together; hence it can be seen that, in spite of the inevitable wastage, Muhammadan education has made some progress which compares, not unfavourably, with the rate of progress of the population of India as a whole. It will be observed by reference to table IV-A that while 2 per cent. of the total number of Hindu scholars are reading in unrecognised schools, over 6 per cent. of the total number of Muhammadan scholars are reading in such schools, generally in Mulla schools where emphasis is laid almost entirely on religious instruction based on the teachings of the Quran. Madras reports an increase in the number of pupils reading in secondary schools but a decrease from 431 to 406 in the number of those reading in arts colleges. In the matter of Mapilla education, special educational facilities in the shape of scholarships and fees concessions were continued. In Bombay the percentage of Muhammadan pupils to the total number of pupils of all communities continued to be much higher than the percentage of the Muhammadan population to the total population; and barring that for advanced Hindus "it is considerably higher than

the average percentage for all communities". In the matter of higher education, though there was progress, the community had much leeway to make up. The Director is clear in his mind that the community was realising the economic value of the knowledge of English as was evident from the increasing demand for English and Anglo-Urdu classes. Bengal records a gratifying increase in the number of Muhammadan pupils under instruction in collegiate, secondary and primary classes. The Director states that during the year Muhammadans constituted 50·2 per cent. of the total number of students under instruction. The Punjab reports satisfactory progress, the number of Muhammadan boys under instruction representing 50·5 per cent. of the total enrolment; while of the total increased enrolment during the year 56·3 per cent. was claimed by Muhammadans. In fact the rate of progress among Muslims was higher at all stages in comparison with the Hindus and Sikhs, except at the primary stage where the Sikhs advanced somewhat more rapidly. The increasing use by such Agencies as Malakand, Swat State, Khyber, Kurrum and Waziristan of facilities for education provided in the North-West Frontier Province is a gratifying feature of Muhammadan education during the year. The number of public schools increased from 61 to 69 and the number of scholars by 344 to 4,027. The tribal areas of Shirani and Bhattani country possessed no schools. There were 39 trans-frontier students in the Islamia College and school, of whom twenty-one were Afridis, four Shinwaris, three Dirwalas, five Swatis and five Chitralis.

In the United Provinces the percentage of trained teachers in the maktabs was negligible and the Director is of opinion that both the proportion and qualifications of the Muslim teachers in primary schools could be increased if larger numbers of suitable Muslim candidates are selected for training. The difficulty of securing trained Muslim teachers was greatly felt in regard to girls' education. Says the Madras report: "As regards girls' schools especially is felt the difficulty of securing trained Mapilla women-teachers; in fact two schools that were sanctioned by Government for Ernad taluk in 1929-30 could not be opened as teachers for work in the interior part of that taluk were not forthcoming". In the Agencies the lack of trained men among primary schools was most severely felt, as only nine out of thirty-three were certificated. The Director thinks that this deficiency is serious.

(iv) *Education of the Depressed Classes.*—A uniform method of classification has not been adopted in all the provinces and consequently it is difficult to give accurate figures for the total number of the depressed classes under instruction. The majority of the provincial reports, however, use the term "untouchables"—the name under which the outcaste Hindus are generally known—separately from other backward classes like the aborigines and other hill tribes. In Burma there are no "untouchables" and in Assam the figures for depressed classes are not separately given, these being included under Non-Brahmans, a very comprehensive

term. The following table gives the figures for "depressed class" pupils under instruction in seven provinces:—

| Province.                   | NUMBER OF PUPILS ON MARCH 31ST. |           |                       |
|-----------------------------|---------------------------------|-----------|-----------------------|
|                             | 1929.                           | 1930.     | Increase or decrease. |
| Madras . . . . .            | 324,862                         | 342,400   | +17,538               |
| Bombay . . . . .            | 61,048                          | 62,179    | +1,131                |
| Bengal. . . . .             | 405,643                         | 418,769   | +13,126               |
| United Provinces . . . . .  | 119,152                         | 122,563   | +3,411                |
| Punjab . . . . .            | 28,071                          | 33,203    | +5,132                |
| Bihar and Orissa . . . . .  | 23,562                          | 24,680    | +1,118                |
| Central Provinces . . . . . | 43,487                          | 44,859    | +1,372                |
| TOTAL . . . . .             | 1,005,825                       | 1,048,653 | + 42,828              |

In all the seven provinces there has been increase in the number of scholars. This is gratifying, but the percentage increase is less than that noticed for the year 1928-29, it being only 4.25 as against 9.2. A reference to tables IV-A and B and V-A and B of the reports from these provinces shows that, except in Bihar and Orissa, there was a satisfactory increase in the number of scholars reading in the primary and secondary stages, but the pace at which university education has proceeded is not encouraging except in Bengal. In Madras there were 64 students in the arts colleges and none in professional colleges; in Bombay 25 were receiving collegiate instruction; in Bengal 807 in arts and 763 in professional colleges; in the United Provinces 7 in arts and 5 in professional colleges; in the Punjab 2 in arts; in Bihar and Orissa *nil* and in the Central Provinces 19 in arts colleges.

The Hartog Committee opined that "the education of these classes raises a question of great difficulty and importance since their children are, in many places, actually excluded from the ordinary public schools on the ground of caste alone". It is pleasing therefore to note that the number of pupils who are receiving instruction in publicly-managed schools increased during the year. The United Provinces report that "the tendency was still for an increase of depressed classes children in the ordinary schools"; that the prejudice against them was breaking down to such an extent that "boys of high caste attend depressed class schools where such have reasonably good teachers", and that if the rate of their progress was not faster than it was, it was due largely to their "poverty and apathy". Madras, where the caste system is perhaps most rigid, continued to pursue a vigorous policy of removal of the disabilities of the depressed classes. In the course of discussion in the local Legislative Council, the Hon'ble Minister informed members that "orders had been issued to the effect that grants would be withheld from institutions which refused admission to depressed class pupils and that schools from which caste pupils withdrew on account of admission of depressed class pupils had

been ordered to be continued with the depressed class pupils alone". During the year Government also informed the local boards that the need for the establishment of separate schools was disappearing and that the question of the general abolition of these schools deserved consideration at the hands of the local boards. During the year 133 schools held in *agraharams*, *chavadies*, etc., from which the depressed class children were excluded, were removed to places accessible to them, as against 122 in the previous year. In Bihar and Orissa the question was under consideration whether schools receiving Government assistance should not be prevented from excluding any pupil on the ground of caste, but was dropped for the time. Bombay reports that the old prejudices against untouchability were losing ground day by day. In the Punjab, as the result of a report from an officer specially deputed to enquire into the position of the depressed classes in regard to education, Government issued a resolution in which educational officers were asked to give all possible encouragement to the education of these classes and to remove any disabilities under which they might be labouring on account of local prejudice.

All the provincial reports furnish evidence to show that the urgency of the problem is recognised and that authorities charged with responsibility in the matter have not been slow to take special measures for the expansion of the education of the depressed classes. In Madras liberal concessions were made such as the free supply of clothes, scholarships, stipends for teachers' training, grant of exemption in deserving cases from the payment of examination fees and grants to private bodies to enable them to maintain educational institutions and hostels for the benefit of the depressed class pupils. Bihar and Orissa reports a method of giving an impetus to the education of these pupils adopted by the Gaya Municipality according to which the Municipality decided to give rewards to teachers on the success of boys of the untouchable castes at the annual examination.

(v) *Education of Defectives*.—The following table shows the figures, in so far as they are available, of institutions for the education of the blind and deaf-mutes in India:—

| Province.                             | NUMBER OF SCHOOLS. |                |           | NUMBER OF PUPILS. |            |              |
|---------------------------------------|--------------------|----------------|-----------|-------------------|------------|--------------|
|                                       | For Deaf-mutes.    | For the Blind. | Total.    | Deaf-mutes.       | Blind.     | Total.       |
| Madras . . . . .                      | 2                  | 4*             | 6         | 218               | 112        | 376†         |
| Bombay . . . . .                      | 4                  | 3              | 7         | 180               | 138        | 318          |
| Bengal . . . . .                      | 5                  | 1              | 6         | 231               | 80         | 311          |
| United Provinces . . . . .            | ..                 | 1              | 1         | ..                | 11         | 11‡          |
| Punjab . . . . .                      | ..                 | 1              | 2‡        | ..                | 24         | 56           |
| Barma . . . . .                       | ..                 | 2              | 2         | ..                | 49         | 49           |
| Bihar and Orissa . . . . .            | ..                 | 2              | 2         | ..                | 76         | 76           |
| Central Provinces and Berar . . . . . | ..                 | ..             | 2         | ..                | ..         | 29           |
| <b>TOTAL</b> . . . . .                | <b>11</b>          | <b>14</b>      | <b>25</b> | <b>629</b>        | <b>490</b> | <b>1,226</b> |

\* Two of these schools are combined institutions for the Blind and Deaf and Dumb.

† Includes 46 pupils in the Blind, Deaf and Dumb Institute, Madras, which are not classified into blind and deaf-mute pupils.

‡ There is also a Mission school for the Blind at Rajpur, Dehra Dun, statistics of which are not available.

§ Includes an aided school for defectives, exact classification of which is not known.

In Madras, the scholarships granted to four pupils at the central Institute for Defectives, Mysore, were continued during the year. The Deaf and Dumb schools at Mylapur and Palamcottah are taking an active part in the boy-scout and girl-guide movements. In Bombay, every possible effort is made to keep in touch with the pupils after they leave and to secure suitable employment for them. In the Punjab, the question of introducing additional crafts in the school for the Blind, Lahore, is under the consideration of Government.

In addition to the institutions for the blind and deaf-mutes, the Children's House at Kurseong (Bengal) had 20 physically or mentally sub-normal children on its rolls; while the Leper Schools at Bapatla (Madras) and Purulia (Bihar and Orissa) had 9 and 175 pupils respectively.

#### IX.—MISCELLANEOUS.

(i) *Education in legislative bodies.*—All legislatures in the country, central as well as provincial, showed, during the year under review, their usual keen interest in educational affairs. The Madras Legislative Council concerned itself largely with legislation relating to the Andhra University. It passed two Bills, one of which was an amending Bill authorising Government to contribute a sum of Rs. 27 lakhs to the Andhra University for an endowment fund. The revision of the Primary Education Act was also under consideration. Bombay bestowed attention to the question of the education of young offenders against the law. The Bombay Borstal Schools Act provided for the establishment of Borstal schools in the Presidency to take boys from 16 to 21 years of age and keep them there up to the maximum age of 23. It was intended to give in these Borstal Schools "such industrial training and other instruction as will conduce to their reformation and the prevention of crime". In Bengal, during the latter part of 1929, Government introduced a Primary Education Bill, which, after passing through several vicissitudes, was withdrawn with a promise that it would be introduced again during the ensuing session. A non-official Bill was introduced to amend the law relating to the University of Calcutta, but it did not make further progress as the member in charge of it subsequently retired from the Council. A resolution was, however, passed by the Council recommending to Government "the urgent necessity of promulgating rules and regulations for making it compulsory in all schools for boys to take lessons in physical training and military drill and in all colleges for students to receive military training". In the United Provinces Legislative Council a resolution was passed which called for the appointment of a committee to consider how all the boys and girls in the United Provinces could be made literate. Girls' education seems, however, to have interested the members of the Council most and a resolution which was accepted by Government recommended "the establishment of at least one anglo-vernacular middle school for girls in each district". In the budget discussions, again, cuts were



carried to impress on Government the desirability of furthering girls' education. The Punjab reports that the local Legislative Council continued its keen interest in educational matters and that it adopted in 1929 a resolution recommending the appointment of a committee "to find out ways and means for introducing compulsory primary education throughout the province". The resolution was accepted by Government and a committee with wide terms of reference was appointed. The number of questions relating to educational matters asked in the Bihar and Orissa Legislative Council was only 213 as against 532 in the previous year. There were no Bills and only one resolution was moved, which was later withdrawn, which recommended that "honours classes in English and Economics should be opened in the Greer Bhumi-har Brahman College at Muzaffarpur". In the Legislative Assembly there was an important debate occasioned by the publication of the Skeen Committee Report. The Committee had invited the attention of the Government of India "to the paramount national importance of reforming the system of education in India with a view to developing in the pupils of the ordinary schools and colleges those characteristics so essential in an Army Officer to which little or no attention is at present paid by them" and a non-official resolution was moved recommending that steps should be taken to ascertain and remove the defective character training of the system. Several amendments were moved and eventually the resolution was adopted in an amended form recommending to the Governor General in Council "to take early steps to examine the present system of education in India with the object of remedying the defective character-training of the system as emphasised and brought to the public notice by the Indian Sandhurst Committee with a view to the removal of these defects in the system for the purpose of providing a steady flow of really first class material for recruitment to the public services including the service of defence". The Government of India have since forwarded this resolution to the local Governments and Administrations.

(ii) *Boy Scouts and Girl Guides*.—In Madras the scouts of all ranks increased during the year by 517 to 13,517. The movement is spreading rapidly into the villages and there were several village troops in the southern and western districts of the Presidency. "Training camps were conducted in several places and about 400 scout-masters were trained in them." The great scouting event of the year was the International Jamboree held at Birkenhead in England. A provincial contingent was sent which returned with a good deal of valuable scouting experience. A notable fact about the movement in Madras, was that the scouts there had their own magazine, the "South Indian Boy Scout Magazine", which was widely read and had become a recognised medium of propaganda in scouting. There was a striking increase in the number of girl guides from 2,749 in 1928-29 to 3,901 during the year under review. "Sixteen Blue-bird Flocks were formed in the Corporation schools" and "one Company of Muhammadan guides in the Hobart Training School, Royapetta". The Association continued to

receive "the usual grant of Rs. 4,000 from Government", while Raja Sir Annamalai Chettiar generously donated another Rs. 4,000. The Bombay Scouts Association reports that the number of scouts of all ranks was 26,776 during the year 1928-29. The Provincial Scout Secretary writes of a commendable performance, "the effort put forward by local Associations to secure Headquarter buildings in their own areas". He also notes that Bombay sent the largest contingent of scouts to the International Jamboree at Birkenhead. A grant of Rs. 40,000 was paid to the Association by the Bombay Government. The number of girl guides showed a remarkable increase from 873 to 5,267. Their Association received the annual grant of Rs. 5,000 from the local Government. The scout movement in Bengal was during the year gradually gaining in popularity, but the progress of the girl guides was slow. The Government paid to the Boy Scouts Association a grant of Rs. 6,000. In the United Provinces scouting "was as popular as ever in many cities . . . . but it is somewhat hampered by political distractions"; and as for girl guides, lack of captains hindered development. Like several other provinces the Punjab also sent a contingent of scouts to the Jamboree at Birkenhead. While in England the scout masters who accompanied the contingent underwent special training at the Boy Scouts' Training Centre at Gilwell Park and qualified for the coveted Wood Badge. The Director of Public Instruction, Punjab, reports that "the girl guide movement is spreading" and that "an excellent beginning has been made in physical training and games for girls". Bihar and Orissa also took part in the International Jamboree. Burma reports a "marked increase of interest and enthusiasm in scouting". An all-Burma camp was held at Kokine "to which 800 scouts came from all over the Province". In the girl guide movement steady progress was observed and guide literature was being translated and a magazine was started. The Director of Public Instruction, Central Provinces, pays a tribute to the scout movement which was exercising "a valuable and healthy influence" on the lives of the boys of that province. In that province the year was one of great activity. Their number showed the highest increase in all India from 20,159 to 28,801. "Cases of fire fighting, rescue from drowning, rendering first aid at motor car accidents, and helping bullock wagons across river beds," are reported among their activities. The progress of girl guides also was satisfactory. The North-West Frontier Province also reports that a contingent consisting of eighteen scouts attended the Jamboree in England. While there, it earned commendation and two scout masters took the Wood Badge course at Gillwell Park, passing also the practical tests. The total strength of the scouts in the province was estimated on the 30th June 1930 at 3,213 of all ranks. The Director says that "up to the present \* \* scouting has flourished" and referring to the civil disobedience movement hopes that "for the sake of the boys of the Frontier \* \* \* the turbulence of the last three months has done little, if any, damage to this most valuable movement".

(iii) *Discipline.*—The year under review was a period of severe trial and anxiety to educational authorities in several

provinces. Political events exercised a very disturbing influence on the minds of students and discipline was sorely tried. As the non-co-operation movement in 1921 showed, politics in this country has a fatal fascination for the student population, and when the civil disobedience movement was launched early in 1930, it was found that many of the students began to mistake their proper vocation and indulge in objectionable activities in sympathy with the movement. In Bengal many overt acts of indiscipline were committed, including a "disgraceful demonstration by the students of the town of Rangpur during the visit of H. E. the Governor of Bengal". In the United Provinces picketing of schools and scenes of disorder were witnessed in many schools. "Special efforts were made to involve the school children in the movement and they were induced to take part in anti-Government demonstrations." The Central Provinces report that the even tenor of school life in urban areas was more than once disturbed by political influences, with the result that, as a divisional Inspector of Schools in the Provinces remarked, even "an experienced school master" could do nothing but "laugh at the discipline and weep for the future of boys" when he saw "classes walking out of the school". And, as the Director, United Provinces, says, unfortunately schoolmasters sought in vain for support in the home influence of the boys. All teachers, however, were not loyal. There were some teachers whose attitude gave cause for anxiety. An inspector of schools in the United Provinces reports "that some irresponsible members of district boards spread or encourage the idea of civil disobedience among teachers in schools". The Central Provinces also report that "the work of the schools in the Raipur District was disturbed on account of the political activities of the teachers". There was however a silver lining to the cloud. The Director of Public Instruction, Punjab, reports that, thanks to the good sense that prevailed in the community as a whole and to the commendable conduct of the teachers, the schools were able to weather the storm. The North-West Frontier Province was not much affected and the Director hopes that "the recent disturbances will not too seriously mar the current year's record". Bombay reports that the discipline and work of the colleges was "very little disturbed by outside movements". The Principal, Deccan College, says—"discipline and morale were excellent, and there were no strikes, hartals, or disturbances of any description. I attribute this to the cordial relations existing between the students and the staff, and the efforts which have been made to divert the minds of the undergraduates to the healthier channels of athletics". The Bihar and Orissa reports that colleges were less disturbed than schools. From the Central Provinces comes good news that "the general tone and discipline of the colleges are reported to have been on the whole satisfactory".

(iv) *Libraries.*—During the year the library movement made satisfactory progress. Madras evinced great interest in the spread of public libraries. Provincial grants aggregating to nearly Rs. 50,000 were paid to them, of which the share of village panchayats was Rs. 24,940. The Madras Library Association also

did useful work by the publication of vernacular books suitable to village libraries. In certain districts of the United Provinces the scheme of circulating libraries was in operation. The books issued in four of these districts numbered 8,114, 15,551, 8,121, and 42,080 as against 4,352, 19,878, 990 and 28,164 in 1928-29. The libraries were increasing in popularity and the Director says that the demand out-numbered the supply. The Punjab reports that "as villagers become accustomed to the idea of village libraries, they are making increasing use of them", and that, even though illiterate, the peasants were collected at the library to listen to the reading of useful literature. Assam was in need of money and the allotments made were not sufficient. In the Central Provinces village libraries, which were started in connexion with district council vernacular middle schools with the help of Government grant, were doing, on the whole, useful work. A grant of Rs. 1,855 was distributed among the 22 district councils for the maintenance of these libraries in the Nerbudda Circle. The Director says that local bodies did not seem to be keen on much expenditure in this direction and thinks that more organisation and systematic registration were required for the success of the scheme.

# APPENDIX.

## BRITISH INDIA.

### General Educational Tables, 1929-30.

---

#### INDEX.

|   | PAGES. |
|---|--------|
| General Summary of Educational Institutions and Scholars . . . . .                            | 54     |
| General Summary of Expenditure on Education . . . . .   | 55     |
| Explanations . . . . .  | 56     |
| I. Classification of Educational Institutions . . . . .                                       | 57     |
| II-A. Distribution of Scholars attending Educational Institutions<br>for Males . . . . .      | 58—59  |
| II-B. Distribution of Scholars attending Educational Institutions<br>for Females . . . . .    | 60—61  |
| III-A. Expenditure on Education for Males . . . . .   | 62—64  |
| III-B. Expenditure on Education for Females . . . . .   | 65—67  |
| IV-A. Race or Creed of Male Scholars receiving General Education .                            | 68     |
| IV-B. Race or creed of Female Scholars receiving General Educa-<br>tion . . . . .             | 69     |
| V-A. Race or Creed of Male Scholars receiving Vocational and<br>Special Education . . . . .   | 70     |
| V-B. Race or Creed of Female Scholars receiving Vocational and<br>Special Education . . . . . | 71     |
| VI-A. Men Teachers . . . . .  | 72     |
| VI-B. Women Teachers . . . . .  | 73     |
| VII. European Education . . . . .   | 74     |
| VIII. Examination Results . . . . .   | 75—76  |

## General Summary of Educational Institutions and Scholars.

|                                |             |                   | Percentage of Scholars to population. |       |                   |       |  |
|--------------------------------|-------------|-------------------|---------------------------------------|-------|-------------------|-------|--|
|                                |             |                   | Recognised Institutions.              |       | All Institutions. |       |  |
|                                |             |                   | 1930.                                 | 1929. | 1930.             | 1929. |  |
| Area in square miles . . . . . | 1,091,359   |                   |                                       |       |                   |       |  |
| Population—                    |             |                   |                                       |       |                   |       |  |
| Males . . . . .                | 127,043,304 | Males . . . . .   | 7.67                                  | 7.49  | 8.07              | 7.89  |  |
| Females . . . . .              | 120,237,109 | Females . . . . . | 1.79                                  | 1.69  | 1.88              | 1.78  |  |
| Total . . . . .                | 247,330,413 | Total . . . . .   | 4.81                                  | 4.67  | 5.06              | 4.92  |  |

| Recognised Institutions.           | Institutions. |         |                       | Scholars.  |            |                       | Stages of Instruction of Scholars entered in column 4. |
|------------------------------------|---------------|---------|-----------------------|------------|------------|-----------------------|--|
|                                    | 1930.         | 1929.   | Increase or decrease. | 1930.      | 1929.      | Increase or decrease. |  |
|                                    | 1             | 2       | 3                     | 4          | 5          | 6                     |  |
| Universities . . . . .             | 16            | 16      | ...                   | (e)9,027   | 8,078      | +949                  | ...  |
| For Males.                         |               |         |                       |            |            |                       |  |
| Arts Colleges . . . . .            | 222           | 223     | -1                    | 68,968     | 67,163     | +1,805                | (a)21,999<br>(b)44,416<br>(c)1,801                     |
| Professional Colleges . . . . .    | 64            | 64      | ...                   | 17,412     | 17,425     | -13                   | (a)13,063<br>(b)2,334                                  |
| High Schools . . . . .             | 2,642         | 2,556   | +86                   | 850,283    | 809,564    | +40,719               | (c)636,236<br>(d)213,997                               |
| Middle Schools . . . . .           | 9,429         | 9,010   | +419                  | 1,216,962  | 1,142,929  | +74,033               | (e)399,731<br>(d)817,251                               |
| Primary Schools . . . . .          | 172,686       | 171,387 | +1,299                | 8,030,772  | 7,880,313  | +149,359              | (d)*8,030,772  |
| Special Schools . . . . .          | 8,863         | 8,801   | +62                   | 315,917    | 313,032    | +2,885                | ...  |
| Totals . . . . .                   | 193,906       | 192,041 | +1,865                | 10,500,334 | 10,230,926 | +269,408              | ...  |
| For Females.                       |               |         |                       |            |            |                       |  |
| Arts Colleges . . . . .            | 19            | 19      | ...                   | 1,519      | 1,364      | +155                  | (a)847<br>(b)824<br>(c)7348                            |
| Professional Colleges . . . . .    | 8             | 7       | +1                    | 240        | 227        | +13                   | (a)161<br>(b)70  |
| High Schools . . . . .             | 302           | 278     | +24                   | 72,597     | 68,604     | +8,993                | (c)35,422<br>(d)37,175                                 |
| Middle Schools . . . . .           | 779           | 743     | +36                   | 106,346    | 95,879     | +10,467               | (c)16,957<br>(d)89,389                                 |
| Primary Schools . . . . .          | 31,408        | 30,303  | +1,105                | 1,193,312  | 1,133,043  | +60,269               | (d)\$1,193,312   |
| Special Schools . . . . .          | 394           | 389     | +5                    | 15,227     | 14,641     | +586                  | ...  |
| Totals . . . . .                   | 32,910        | 31,739  | +1,171                | 1,389,241  | 1,308,753  | +80,483               | ...  |
| Unrecognised Institution . . . . . |               |         |                       |            |            |                       |  |
| For Males . . . . .                | 30,419        | 30,792  | -373                  | 537,928    | 541,470    | -3,542                | ...  |
| For Females . . . . .              | 3,695         | 3,430   | +265                  | 78,596     | 76,872     | +1,724                | ...  |
| Totals . . . . .                   | 34,114        | 34,222  | -108                  | 616,524    | 618,342    | -1,818                | ...  |
| Grand Totals . . . . .             | 260,946       | 258,018 | +2,928                | 12,515,126 | 12,166,104 | +349,022              | ...  |

(a) In Graduate and post-graduate classes.

(b) In Intermediate classes.

(c) In Secondary stage.

(d) In Primary stage.

(e) Includes 344 scholars of professional colleges in Burma and 105 Law scholars in Delhi.

\* Includes 51 scholars in secondary stage in Bihar and Orissa, and Assam.

† Includes 198 scholars in primary stage in Bangalore.

‡ Includes 19 scholars in secondary stage in Assam.

NOTE 1.—There are also 6 Boards of Secondary and Intermediate Education in British India which are not separately shown in this table.

NOTE 2.—Details under column 7 do not in some cases agree with the totals under column 4 as classification by stages in respect of all scholars has not been furnished by all provinces.

General Summary of Expenditure on Education.

|   | TOTAL EXPENDITURE.  |                     |                       | PERCENTAGE OF EXPENDITURE FROM |                |             |                | COST PER SCHOLAR TO |                |              |                | Total cost per scholar. |
|---|---------------------|---------------------|-----------------------|--------------------------------|----------------|-------------|----------------|---------------------|----------------|--------------|----------------|-------------------------|
|   | 1890.               | 1929.               | Increase or decrease. | Govt. funds.                   | * Local funds. | Fees.       | Other sources. | Govt. funds.        | * Local funds. | Fees.        | Other sources. |                         |
|   | 1                   | 2                   | 3                     | 4                              | 5              | 6           | 7              | 8                   | 9              | 10           | 11             |                         |
|   | Rs.                 | Rs.                 | Rs.                   |                                |                |             |                | Rs. a. p.           | Rs. a. p.      | Rs. a. p.    | Rs. a. p.      | Rs. a. p.               |
| Direction and Inspection                        | 1,15,56,952         | 1,11,55,007         | +4,01,945             | 93.5                           | 6.2            | ...         | 0.3            | ...                 | ...            | ...          | ...            | ...                     |
| Universities                                    | 1,19,52,659         | 1,43,29,539         | -23,76,886            | 50.5                           | ...            | 36.3        | 13.2           | ...                 | ...            | ...          | ...            | ...                     |
| Boards of Secondary and Intermediate Education. | 3,48,425            | 3,17,351            | +31,074               | 25.7                           | ...            | 74.3        | ...            | ...                 | ...            | ...          | ...            | ...                     |
| †Miscellaneous                                  | 4,72,42,078         | 4,95,57,611         | -23,15,533            | 45.9                           | 13.8           | 15.5        | 24.8           | ...                 | ...            | ...          | ...            | ...                     |
| <b>TOTALS</b>                                   | <b>7,11,00,108</b>  | <b>7,53,59,508</b>  | <b>-42,59,400</b>     | <b>54.3</b>                    | <b>10.2</b>    | <b>16.7</b> | <b>18.8</b>    | <b>...</b>          | <b>...</b>     | <b>...</b>   | <b>..</b>      | <b>...</b>              |
| <i>Institutions for Males.</i>                  |                     |                     |                       |                                |                |             |                |                     |                |              |                |                         |
| Arts Colleges                                   | 1,40,17,145         | 1,36,22,921         | +3,94,224             | 42.4                           | 0.5            | 43.8        | 13.3           | 87 9 5              | 0 15 6         | 90 5 7       | 27 8 10        | 206 7 4                 |
| Professional Colleges                           | 78,31,458           | 77,61,172           | +70,286               | 72.1                           | 3.3            | 22.5        | 3.1            | 316 9 9             | 10 1 10        | 93 10 2      | 13 9 7         | 438 15 4                |
| High Schools                                    | 4,62,89,296         | 4,42,01,804         | +20,87,492            | 91.5                           | 3.8            | 51.2        | 13.5           | 16 6 10             | 1 15 10        | 26 10 3      | 7 0 7          | 52 1 6                  |
| Middle Schools                                  | 2,37,96,310         | 2,28,91,909         | +11,01,401            | 38.7                           | 24.0           | 27.1        | 10.2           | 7 9 1               | 4 10 11        | 5 4 10       | 2 0 0          | 19 8 10                 |
| Primary Schools                                 | 6,69,74,147         | 6,50,84,476         | +18,89,671            | 50.8                           | 32.2           | 8.0         | 9.0            | 4 3 10              | 2 10 11        | 0 10 7       | 0 12 1         | 8 5 5                   |
| Special Schools                                 | 1,78,29,714         | 1,73,51,557         | +4,78,157             | 66.4                           | 4.9            | 10.5        | 18.2           | 37 7 4              | 2 11 10        | 5 15 4       | 10 4 6         | 56 7 0                  |
| <b>TOTALS</b>                                   | <b>17,67,33,070</b> | <b>17,07,16,839</b> | <b>+60,21,231</b>     | <b>46.1</b>                    | <b>17.0</b>    | <b>25.5</b> | <b>11.4</b>    | <b>7 12 1</b>       | <b>2 13 9</b>  | <b>4 4 8</b> | <b>1 14 7</b>  | <b>16 13 1</b>          |
| <i>Institutions for Females.</i>                |                     |                     |                       |                                |                |             |                |                     |                |              |                |                         |
| Arts Colleges                                   | 5,32,772            | 5,27,801            | +4,971                | 62.6                           | 0.3            | 18.5        | 18.6           | 261 13 8            | 1 4 8          | 77 10 2      | 77 10 5        | 418 6 11                |
| Professional Colleges                           | 3,17,314            | 2,74,779            | +42,535               | 82.4                           | ...            | 10.2        | 7.4            | 1,089 4 6           | ...            | 134 13 0     | 98 0 7         | 1,332 2 3               |
| High Schools                                    | 67,63,501           | 61,20,655           | +6,42,846             | 43.2                           | 1.9            | 39.6        | 21.3           | 39 9 6              | 1 12 0         | 30 13 1      | 19 9 5         | 91 12 0                 |
| Middle Schools                                  | 38,86,027           | 37,14,921           | +1,71,106             | 39.6                           | 14.4           | 15.1        | 30.9           | 14 7 9              | 5 4 1          | 5 8 1        | 11 4 9         | 36 8 8                  |
| Primary Schools                                 | 1,21,93,271         | 1,14,89,963         | +7,03,308             | 45.1                           | 36.2           | 3.2         | 15.5           | 4 9 9               | 3 11 2         | 0 5 3        | 1 9 4          | 10 3 6                  |
| Special Schools                                 | 27,50,955           | 25,34,875           | +2,16,080             | 66.7                           | 2.5            | 4.5         | 26.3           | 120 9 1             | 4 7 6          | 8 1 1        | 47 8 11        | 180 10 7                |
| <b>TOTALS</b>                                   | <b>2,64,43,840</b>  | <b>2,46,62,994</b>  | <b>+17,80,846</b>     | <b>46.9</b>                    | <b>19.5</b>    | <b>13.2</b> | <b>20.4</b>    | <b>8 15 0</b>       | <b>3 11 6</b>  | <b>2 8 2</b> | <b>3 13 11</b> | <b>19 0 7</b>           |
| <b>GRAND TOTALS</b>                             | <b>27,42,82,018</b> | <b>27,07,39,341</b> | <b>+35,42,677</b>     | <b>48.3</b>                    | <b>15.5</b>    | <b>22.0</b> | <b>14.2</b>    | <b>11 2 3</b>       | <b>3 9 1</b>   | <b>5 1 4</b> | <b>3 4 2</b>   | <b>23 0 10</b>          |

N.B.—For explanation of certain terms used in the tables please see overleaf.

\* Include both District Board and Municipal Funds.

† Includes expenditure on buildings.

## EXPLANATIONS.

1. *School Year.*—In these tables the school year is assumed to coincide with the financial year, *i.e.*, to extend from April 1st of one year to March 31st of the next, though in actual practice some institutions, *e.g.*, European schools, may close in December and others, *e.g.*, colleges, in May.

2. *Recognised Institutions* are those in which the course of study followed is that which is prescribed or recognised by the Department of Public Instruction or by a University or a Board of Secondary and Intermediate Education constituted by law and which satisfy one or more of these authorities, as the case may be, that they attain to a reasonable standard of efficiency. They are open to inspection and their pupils are ordinarily eligible for admission to public examinations and tests held by the Department or the University or the Board.

3. *Unrecognised Institutions* are those which do not come under the above definition of recognised institutions. They are for the most part indigenous institutions for education of a religious character.

4. *Other sources* include income from endowments, subscriptions, contributions, etc.

5. *Classification.*—In tables IV-A and IV-B, Class I represents the lowest class in the school, whether called infant class, sub-standard A or Class I. Where the number of school classes exceeds 10, the additional classes should be entered in the space left blank below X and numbered for the purposes of this tables XI and XII.

6. *Intermediate colleges and examinations.*—An “Intermediate college” means an institution preparing students for admission to the degree courses of a University or for entrance into vocational colleges. The Intermediate examination means an examination qualifying for admission to a course of studies for a degree.

7. *European scholars* are included in the General Summary and General Tables II-A and B, IV-A and B, V-A and B, VIII and IX. The expenditure on European Schools is included in the General Summary and General Tables III-A and B. *Teachers* in European Schools are included in Tables VI-A and B.

8. All statistics refer to Recognised Institutions only, except where side-headings for Unrecognised Institutions are entered.

9. In Tables IV-A and B and V-A and B, the top-heading “Hindus” may be sub-divided into such necessary sub-headings as may be considered suitable in each province, *e.g.*, “Higher castes” and “Depressed” or “Backward classes”, or “Brahmins” and “Non-Brahmins”, etc. [In the consolidated tables for all India, all Hindu scholars will, however, be entered in one column only.]

10. Table IX is prepared at the end of each Quinquennium and gives figures for the last year of the Quinquennium only.

11. In calculating the expenditure from Government, District Board or Municipal Funds, entered in Tables III-A and B and other expenditure tables, all payments or contributions from fees and other sources, which are credited to such funds, should be deducted.



## I.—Classification of Educational Institutions.

|   | FOR MALES.  |                 |                  |         |          |         | FOR FEMALES. |                 |                  |        |          |        |
|---|-------------|-----------------|------------------|---------|----------|---------|--------------|-----------------|------------------|--------|----------|--------|
|   | Government. | District Board. | Municipal Board. | Aided.  | Unaided. | Total.  | Government.  | District Board. | Municipal Board. | Aided. | Unaided. | Total. |
|   | 1           | 2               | 3                | 4       | 5        | 6       | 7            | 8               | 9                | 10     | 11       | 12     |
| <b>RECOGNISED INSTITUTIONS.</b>                 |             |                 |                  |         |          |         |              |                 |                  |        |          |        |
| Universities                                    | ...         | ...             | ...              | 16      | ...      | 16      | ...          | ...             | ...              | ...    | ...      | ...    |
| Boards of Secondary and Intermediate Education  | 4           | ...             | ...              | 2       | ...      | 6       | ...          | ...             | ...              | ...    | ...      | ...    |
| Colleges -                                      |             |                 |                  |         |          |         |              |                 |                  |        |          |        |
| Arts and Science*                               | 32          | 1               | ...              | 82      | 14       | 129     | 3            | ...             | ...              | 6      | 1        | 10     |
| Law   | 4           | ...             | ...              | 3       | 7        | 14      | ...          | ...             | ...              | ...    | ...      | 1      |
| Medicine  | 7           | ...             | 1                | 1       | ...      | 9       | ...          | ...             | ...              | 1      | ...      | 7      |
| Education                                       | 15          | ...             | ...              | ...     | ...      | 15      | ...          | ...             | ...              | 3      | 2        | ...    |
| Engineering                                     | 6           | ...             | ...              | 1       | ...      | 7       | ...          | ...             | ...              | ...    | ...      | ...    |
| Agriculture                                     | 7           | ...             | ...              | ...     | 1        | 8       | ...          | ...             | ...              | ...    | ...      | ...    |
| Commerce  | 1           | ...             | ...              | 4       | 1        | 6       | ...          | ...             | ...              | ...    | ...      | ...    |
| Forestry  | 2           | ...             | ...              | ...     | ...      | 2       | ...          | ...             | ...              | ...    | ...      | ...    |
| Veterinary Science                              | 3           | ...             | ...              | ...     | ...      | 3       | ...          | ...             | ...              | ...    | ...      | ...    |
| Intermediate and 2 <sup>d</sup> grade Colleges. | 29          | ...             | 1                | 49      | 14       | 93      | 2            | ...             | ...              | 7      | ...      | 9      |
| <b>TOTALS</b>                                   | 106         | 1               | 2                | 140     | 37       | 286     | 7            | ...             | ...              | 17     | 3        | 27     |
| High Schools                                    | 329         | 148             | 99               | 1,505   | 561      | 2,642   | 44           | 2               | 1                | 244    | 11       | 302    |
| Middle Schools { English                        | 102         | 466             | 145              | 2,191   | 759      | 3,663   | 25           | 1               | 13               | 257    | 22       | 318    |
| { Vernacular                                    | 53          | 4,548           | 86               | 1,069   | 10       | 5,764   | 91           | 42              | 73               | 249    | 6        | 461    |
| Primary Schools                                 | 3,165       | 57,232          | 4,505            | 97,406  | 10,378   | 172,686 | 386          | 6,416           | 1,638            | 19,214 | 3,754    | 31,408 |
| <b>TOTALS</b>                                   | 3,649       | 62,394          | 4,835            | 102,171 | 11,708   | 184,737 | 546          | 6,461           | 1,725            | 19,984 | 3,793    | 32,489 |
| Special Schools:—                               |             |                 |                  |         |          |         |              |                 |                  |        |          |        |
| Art   | 6           | 1               | 1                | 6       | 2        | 16      | ...          | ...             | ...              | ...    | ...      | ...    |
| Law   | 2           | ...             | ...              | ...     | ...      | 2       | ...          | ...             | ...              | ...    | ...      | 4      |
| Medical   | 19          | ...             | ...              | 4       | 8        | 31      | 2            | ...             | ...              | 2      | ...      | 218    |
| Normal and Training.                            | 417         | 6               | 12               | 41      | 6        | 544     | 127          | 1               | 3                | 83     | 4        | ...    |
| Engineering †                                   | 9           | ...             | ...              | 1       | 1        | 11      | ...          | ...             | ...              | ...    | ...      | 86     |
| Technical and Industrial.                       | 135         | 23              | 7                | 230     | 16       | 411     | 4            | ...             | ...              | 77     | 5        | ...    |
| Commercial                                      | 18          | ...             | 1                | 23      | 90       | 132     | ...          | ...             | ...              | 6      | ...      | 6      |
| Agricultural                                    | 10          | 1               | 1                | 3       | ...      | 15      | ...          | ...             | ...              | 1      | ...      | 1      |
| Reformatory                                     | 10          | ...             | ...              | 3       | ...      | 13      | ...          | ...             | ...              | ...    | ...      | 4      |
| Sch. ls for Defectives.                         | 1           | ...             | 1                | 25      | ...      | 27      | ...          | ...             | ...              | 4      | ...      | ...    |
| Schools for Adults                              | 24          | 1,720           | 191              | 1,542   | 560      | 4,057   | ...          | 4               | ...              | 14     | ...      | 18     |
| Other Schools                                   | 88          | 26              | 10               | 2,742   | 738      | 3,604   | 28           | 2               | ...              | 25     | 1        | 57     |
| <b>TOTALS</b>                                   | 739         | 1,839           | 224              | 4,620   | 1,441    | 8,863   | 161          | 7               | 3                | 213    | 10       | 394    |
| <b>TOTALS FOR RECOGNISED INSTITUTIONS.</b>      | 4,496       | 64,234          | 5,061            | 106,949 | 13,156   | 193,928 | 714          | 6,463           | 1,728            | 20,194 | 3,806    | 32,910 |
| <b>UNRECOGNISED INSTITUTIONS</b>                | ...         | 83              | 12               | 76      | 30,248   | 30,419  | ...          | 10              | 14               | 21     | 3,850    | 3,695  |
| <b>GRAND TOTALS, ALL INSTITUTIONS.</b>          | 4,496       | 64,317          | 5,073            | 107,025 | 43,434   | 224,347 | 714          | 6,478           | 1,742            | 20,215 | 7,456    | 36,605 |

\* Includes 3 Oriental Colleges.

† Includes Survey Schools.

## II-A.—Distribution of Scholars attending

|  | Government.                     |                           |                                       | District Board.                 |                           |                                       | Municipal Board.                |                           |                                       |
|--|---------------------------------|---------------------------|---------------------------------------|---------------------------------|---------------------------|---------------------------------------|---------------------------------|---------------------------|---------------------------------------|
|  | Scholars on roll on March 31st. | Average daily attendance. | No. of residents in approved hostels. | Scholars on roll on March 31st. | Average daily attendance. | No. of residents in approved hostels. | Scholars on roll on March 31st. | Average daily attendance. | No. of residents in approved hostels. |
|  | 1                               | 2                         | 3                                     | 4                               | 5                         | 6                                     | 7                               | 8                         | 9                                     |
| <b>READING—</b>                                  |                                 |                           |                                       |                                 |                           |                                       |                                 |                           |                                       |
| <b>IN RECOGNISED INSTITUTIONS.</b>               |                                 |                           |                                       |                                 |                           |                                       |                                 |                           |                                       |
| University and Intermediate Education. (a)       |                                 |                           |                                       |                                 |                           |                                       |                                 |                           |                                       |
| Arts and Science (b) & (c).                      | 18,730                          | 16,319                    | 5,194                                 | 63                              | 60                        | 62                                    | 96                              | 92                        | 46                                    |
| Law  | 1,687                           | 1,287                     | 144                                   | ...                             | ...                       | ...                                   | ...                             | ...                       | ...                                   |
| Medicine   | 2,449                           | 2,394                     | 971                                   | ...                             | ...                       | ...                                   | 243                             | 210                       | 94                                    |
| Education  | 1,113                           | 1,065                     | 872                                   | ...                             | ...                       | ...                                   | ...                             | ...                       | ...                                   |
| Engineering                                      | 1,417                           | 1,311                     | 920                                   | ...                             | ...                       | ...                                   | ...                             | ...                       | ...                                   |
| Agriculture                                      | 927                             | 824                       | 847                                   | ...                             | ...                       | ...                                   | ...                             | ...                       | ...                                   |
| Commerce   | 324                             | 282                       | 61                                    | ...                             | ...                       | ...                                   | ...                             | ...                       | ...                                   |
| Forestry   | 80                              | 78                        | 80                                    | ...                             | ...                       | ...                                   | ...                             | ...                       | ...                                   |
| Veterinary Science                               | 464                             | 410                       | 374                                   | ...                             | ...                       | ...                                   | ...                             | ...                       | ...                                   |
| <b>TOTALS</b>                                    | <b>27,191</b>                   | <b>23,960</b>             | <b>9,873</b>                          | <b>63</b>                       | <b>60</b>                 | <b>62</b>                             | <b>399</b>                      | <b>302</b>                | <b>140</b>                            |
| School and Special Education.                    |                                 |                           |                                       |                                 |                           |                                       |                                 |                           |                                       |
| In High Schools.                                 | 112,907                         | 101,017                   | 13,761                                | 46,652                          | 41,920                    | 1,942                                 | 36,691                          | 33,067                    | 806                                   |
| In Middle (English Schools)                      | 16,092                          | 14,514                    | 1,491                                 | 63,095                          | 51,066                    | 2,720                                 | 25,674                          | 22,670                    | 696                                   |
| In Middle (Vernacular Schools)                   | 6,938                           | 5,734                     | 535                                   | 646,680                         | 528,665                   | 32,600                                | 15,690                          | 13,125                    | 419                                   |
| In Primary Schools                               | 129,345                         | 97,877                    | 586                                   | 3,311,666                       | 2,301,680                 | 1,140                                 | 568,543                         | 439,946                   | 99                                    |
| <b>TOTALS</b>                                    | <b>265,282</b>                  | <b>219,142</b>            | <b>16,613</b>                         | <b>4,068,093</b>                | <b>3,123,351</b>          | <b>36,402</b>                         | <b>646,598</b>                  | <b>507,828</b>            | <b>2,020</b>                          |
| In Art Schools                                   | 1,574                           | 1,334                     | 163                                   | 31                              | 27                        | ...                                   | 339                             | 274                       | ...                                   |
| In Law   | 159                             | 105                       | ...                                   | ...                             | ...                       | ...                                   | ...                             | ...                       | ...                                   |
| In Medical Schools                               | 4,389                           | 3,935                     | 1,416                                 | ...                             | ...                       | ...                                   | ...                             | ...                       | ...                                   |
| In Normal and Training Schools.                  | 22,161                          | 20,310                    | 14,174                                | 791                             | 769                       | 588                                   | 140                             | 131                       | 30                                    |
| In Engineering Schools.*                         | 1,959                           | 1,832                     | 943                                   | ...                             | ...                       | ...                                   | ...                             | ...                       | ...                                   |
| In Technical and Industrial Schools.             | 10,569                          | 7,452                     | 1,446                                 | 979                             | 819                       | 106                                   | 313                             | 232                       | 31                                    |
| In Commercial Schools                            | 1,263                           | 1,102                     | 109                                   | ...                             | ...                       | ...                                   | 3                               | 3                         | ...                                   |
| In Agricultural Schools.                         | 370                             | 334                       | 291                                   | 14                              | 14                        | ...                                   | 36                              | 30                        | ...                                   |
| In Reformatory Schools.                          | 2,045                           | 1,857                     | 1,698                                 | ...                             | ...                       | ...                                   | ...                             | ...                       | ...                                   |
| In Schools for Defectives.                       | 24                              | 22                        | 20                                    | ...                             | ...                       | ...                                   | 32                              | 22                        | 23                                    |
| In Schools for Adults                            | 652                             | 486                       | ...                                   | 40,293                          | 33,431                    | ...                                   | 5,013                           | 3,544                     | ...                                   |
| In Other Schools                                 | 6,966                           | 5,809                     | 1,683                                 | 838                             | 679                       | 113                                   | 445                             | 312                       | ...                                   |
| <b>TOTALS</b>                                    | <b>52,071</b>                   | <b>44,566</b>             | <b>21,958</b>                         | <b>43,046</b>                   | <b>35,739</b>             | <b>807</b>                            | <b>6,315</b>                    | <b>4,548</b>              | <b>90</b>                             |
| <b>Totals for Recognised Institutions.</b>       | <b>344,544</b>                  | <b>287,670</b>            | <b>48,444</b>                         | <b>4,111,202</b>                | <b>3,159,150</b>          | <b>39,271</b>                         | <b>653,252</b>                  | <b>512,678</b>            | <b>2,250</b>                          |
| In Unrecognised Institutions.                    | ...                             | ...                       | ...                                   | 4,058                           | 2,624                     | ...                                   | 722                             | 542                       | ...                                   |
| <b>Grand Totals, all Institutions for Males.</b> | <b>344,544</b>                  | <b>287,670</b>            | <b>48,444</b>                         | <b>4,115,260</b>                | <b>3,161,774</b>          | <b>39,271</b>                         | <b>653,974</b>                  | <b>513,220</b>            | <b>2,250</b>                          |

(a) Scholars reading more than one of the following subjects

(b) Includes 388 scholars also reading Law, and 66 students of

(c) Includes 783 scholars in Oriental Colleges, and 342

\*Includes Survey Schools.

## Educational Institutions for Males.

| Aided.                          |                           |                                       | Unaided.                        |                           |                                       | Grand total of scholars on rolls. | Grand total of average attendance. | Grand total of residents in approved hostels. | Number of females included in column 16. |
|---------------------------------|---------------------------|---------------------------------------|---------------------------------|---------------------------|---------------------------------------|-----------------------------------|------------------------------------|---|--|
| Scholars on roll on March 31st. | Average daily attendance. | No. of residents in approved hostels. | Scholars on roll on March 31st. | Average daily attendance. | No. of residents in approved hostels. |                                   |                                    |   |  |
| 10                              | 11                        | 12                                    | 13                              | 14                        | 15                                    | 16                                | 17                                 | 18  | 19                                       |
| 47,898                          | 40,977                    | 16,472                                | 11,279                          | 9,685                     | 2,718                                 | 77,566                            | 67,133                             | 24,892  | 1,183                                    |
| 8,650                           | 3,536                     | 851                                   | 2,989                           | 1,671                     | 552                                   | 7,426                             | 6,494                              | 1,547   | 14                                       |
| 1,070                           | 1,105                     | 540                                   | ...                             | ...                       | ...                                   | 3,762                             | 3,709                              | 1,605   | 151                                      |
| 132                             | 115                       | 94                                    | ...                             | ...                       | ...                                   | 1,245                             | 1,170                              | 966   | 30                                       |
| 714                             | 628                       | 469                                   | ...                             | ...                       | ...                                   | 2,131                             | 1,939                              | 1,409   | ...                                      |
| ...                             | ...                       | ...                                   | 18                              | 16                        | 18                                    | 945                               | 840                                | 865   | 1  |
| 1,027                           | 859                       | 382                                   | 415                             | 324                       | ...                                   | 1,766                             | 1,464                              | 443   | 3  |
| 22                              | 22                        | ...                                   | ...                             | ...                       | ...                                   | 102                               | 100                                | 80  | ...                                      |
| ...                             | ...                       | ...                                   | ...                             | ...                       | ...                                   | 464                               | 410                                | 384   | ...                                      |
| 54,619                          | 47,241                    | 18,628                                | 13,901                          | 11,696                    | 3,288                                 | 95,407                            | 83,259                             | 32,191  | 1,382                                    |
| 504,148                         | 434,704                   | 40,433                                | 149,885                         | 117,611                   | 6,143                                 | 850,283                           | 725,339                            | 63,085  | 13,133                                   |
| 248,153                         | 203,139                   | 12,247                                | 71,994                          | 55,964                    | 1,539                                 | 425,008                           | 347,373                            | 18,633  | 7,388                                    |
| 121,842                         | 120,015                   | 11,565                                | 824                             | 663                       | 150                                   | 791,974                           | 665,222                            | 45,569  | 52,004                                   |
| 3,716,614                       | 3,043,832                 | 12,194                                | 304,604                         | 239,425                   | 1,743                                 | 8,030,772                         | 6,321,760                          | 15,762  | 740,064                                  |
| 4,590,757                       | 3,801,690                 | 76,439                                | 537,307                         | 413,683                   | 9,575                                 | 19,095,037                        | 8,065,694                          | 143,049                                       | 812,559                                  |
| 395                             | 299                       | ...                                   | 63                              | 33                        | ...                                   | 2,396                             | 1,967                              | 183   | 63                                       |
| ...                             | ...                       | ...                                   | ...                             | ...                       | ...                                   | 159                               | 105                                | ...   | ...                                      |
| 776                             | 719                       | 94                                    | 1,213                           | 1,066                     | 254                                   | 6,377                             | 5,720                              | 1,794   | 124                                      |
| 2,637                           | 2,305                     | 1,263                                 | 97                              | 94                        | 52                                    | 25,876                            | 23,609                             | 16,112  | 184                                      |
| 77                              | 68                        | ...                                   | 182                             | 165                       | ...                                   | 2,218                             | 2,035                              | 943   | ...                                      |
| 10,792                          | 8,493                     | 3,913                                 | 690                             | 554                       | ...                                   | 23,343                            | 17,550                             | 4,496   | 374                                      |
| 2,292                           | 1,945                     | 67                                    | 3,652                           | 2,824                     | 6                                     | 7,210                             | 5,874                              | 182   | 238                                      |
| 114                             | 95                        | 23                                    | ...                             | ...                       | ...                                   | 534                               | 463                                | 314   | ...                                      |
| 522                             | 515                       | 522                                   | ...                             | ...                       | ...                                   | 2,567                             | 2,372                              | 2,215   | ...                                      |
| 982                             | 762                       | 732                                   | ...                             | ...                       | ...                                   | 1,038                             | 806                                | 781   | 168                                      |
| 41,363                          | 31,748                    | 30                                    | 14,122                          | 11,010                    | ...                                   | 101,443                           | 80,219                             | 30  | 536                                      |
| 104,649                         | 86,321                    | 1,691                                 | 29,818                          | 22,999                    | 448                                   | 142,758                           | 116,120                            | 3,935   | 1,611                                    |
| 164,649                         | 133,270                   | 7,340                                 | 49,836                          | 38,745                    | 790                                   | 315,917                           | 256,870                            | 30,985  | 3,313                                    |
| 4,809,419                       | 3,982,201                 | 103,607                               | 590,944                         | 464,124                   | 13,653                                | 10,509,961                        | 8,405,823                          | 206,225                                       | 817,284                                  |
| 3,056                           | 2,406                     | ...                                   | 530,092                         | 353,949                   | 278                                   | 537,928                           | 360,921                            | 275   | 36,077                                   |
| 4,812,475                       | 3,984,607                 | 102,607                               | 1,121,036                       | 819,473                   | 13,931                                | 11,047,289                        | 8,766,744                          | 206,508                                       | 853,861                                  |

should be entered under only one head.

B Ravenshaw College in Bihar and Orissa reading Law only.

scholars in the Oriental departments of Lucknow and Benares Universities.

## II-B.—Distribution of Scholars attending

|  | GOVERNMENT.                     |                           |                                       | DISTRICT BOARD.                 |                           |                                       | MUNICIPAL BOARD.                |                           |                                       |
|--|---------------------------------|---------------------------|---------------------------------------|---------------------------------|---------------------------|---------------------------------------|---------------------------------|---------------------------|---------------------------------------|
|  | Scholars on roll on March 31st. | Average daily attendance. | No. of residents in approved hostels. | Scholars on roll on March 31st. | Average daily attendance. | No. of residents in approved hostels. | Scholars on roll on March 31st. | Average daily attendance. | No. of residents in approved hostels. |
|  | 1                               | 2                         | 3                                     | 4                               | 5                         | 6                                     | 7                               | 8                         | 9                                     |
| <b>READING—</b>  |                                 |                           |                                       |                                 |                           |                                       |                                 |                           |                                       |
| <b>IN RECOGNISED INSTITUTIONS.</b>                       |                                 |                           |                                       |                                 |                           |                                       |                                 |                           |                                       |
| <b>UNIVERSITY AND INTERMEDIATE EDUCATION. (a)</b>        |                                 |                           |                                       |                                 |                           |                                       |                                 |                           |                                       |
| Arts and Science (b)                                     | 527                             | 465                       | 296                                   | ...                             | ...                       | ...                                   | ...                             | ...                       | ...                                   |
| Medicine   | 57                              | 55                        | 49                                    | ...                             | ...                       | ...                                   | ...                             | ...                       | ...                                   |
| <b>TOTALS</b>  | <b>584</b>                      | <b>520</b>                | <b>345</b>                            | ...                             | ...                       | ...                                   | ...                             | ...                       | ...                                   |
| <b>SCHOOL AND SPECIAL EDUCATION.</b>                     |                                 |                           |                                       |                                 |                           |                                       |                                 |                           |                                       |
| In High Schools  | 14,442                          | 11,869                    | 1,316                                 | 847                             | 356                       | ...                                   | 188                             | 188                       | 10                                    |
| Middle Schools   | 3,467                           | 3,679                     | 133                                   | 110                             | 87                        | ...                                   | 1,721                           | 1,837                     | ...                                   |
| Vernacular Schools                                       | 13,196                          | 9,467                     | 119                                   | 3,613                           | 2,630                     | 94                                    | 11,359                          | 9,076                     | 14                                    |
| Primary Schools  | 27,454                          | 19,667                    | 13                                    | 286,836                         | 212,566                   | ...                                   | 175,047                         | 125,011                   | ...                                   |
| <b>TOTALS</b>  | <b>58,559</b>                   | <b>43,702</b>             | <b>1,581</b>                          | <b>292,975</b>                  | <b>215,639</b>            | <b>94</b>                             | <b>188,316</b>                  | <b>135,612</b>            | <b>24</b>                             |
| In Medical Schools                                       | 148                             | 145                       | 128                                   | ...                             | ...                       | ...                                   | ...                             | ...                       | ...                                   |
| Normal and Training Schools.                             | 3,454                           | 3,379                     | 2,178                                 | 69                              | 47                        | 69                                    | 37                              | 36                        | ...                                   |
| Technical and Industrial Schools.                        | 442                             | 359                       | 7                                     | ...                             | ...                       | ...                                   | ...                             | ...                       | ...                                   |
| Commercial Schools.                                      | ...                             | ...                       | ...                                   | ...                             | ...                       | ...                                   | ...                             | ...                       | ...                                   |
| Agricultural Schools.                                    | ...                             | ...                       | ...                                   | ...                             | ...                       | ...                                   | ...                             | ...                       | ...                                   |
| Schools for Adults                                       | ...                             | ...                       | ...                                   | 88                              | 81                        | ...                                   | ...                             | ...                       | ...                                   |
| Other Schools  | 713                             | 572                       | ...                                   | 30                              | 40                        | 12                                    | ...                             | ...                       | ...                                   |
| <b>TOTALS</b>  | <b>4,755</b>                    | <b>4,355</b>              | <b>2,313</b>                          | <b>187</b>                      | <b>168</b>                | <b>81</b>                             | <b>37</b>                       | <b>36</b>                 | <b>...</b>                            |
| <b>TOTALS FOR RECOGNISED INSTITUTIONS.</b>               | <b>63,896</b>                   | <b>48,577</b>             | <b>4,289</b>                          | <b>293,162</b>                  | <b>215,807</b>            | <b>175</b>                            | <b>188,353</b>                  | <b>135,648</b>            | <b>24</b>                             |
| <b>IN UNRECOGNISED INSTITUTIONS.</b>                     | ...                             | ...                       | ...                                   | 351                             | 171                       | ...                                   | 696                             | 461                       | ...                                   |
| <b>GRAND TOTALS, ALL INSTITUTIONS FOR FEMALES.</b>       | <b>63,896</b>                   | <b>48,577</b>             | <b>4,289</b>                          | <b>293,513</b>                  | <b>215,978</b>            | <b>175</b>                            | <b>189,049</b>                  | <b>136,109</b>            | <b>24</b>                             |
| <b>GRAND TOTALS, ALL INSTITUTIONS—MALES AND FEMALES.</b> | <b>408,442</b>                  | <b>336,247</b>            | <b>52,683</b>                         | <b>4,408,773</b>                | <b>3,377,752</b>          | <b>139,446</b>                        | <b>843,023</b>                  | <b>649,329</b>            | <b>2,274</b>                          |

(a) Scholars reading more than one of the following subjects should be entered under only one head.  
(b) Includes nil scholars in Oriental Colleges.

## Educational Institutions for Females.

| Aided.                          |                           |                                       | Unaided.                        |                           |                                       | Grand total of scholars on rolls. | Grand total of average attendance. | Grand total of residents in approved hostels. | Number of males included in column 16. |
|---------------------------------|---------------------------|---------------------------------------|---------------------------------|---------------------------|---------------------------------------|-----------------------------------|------------------------------------|---|--|
| Scholars on roll on March 31st. | Average daily attendance. | No. of residents in approved hostels. | Scholars on roll on March 31st. | Average daily attendance. | No. of residents in approved hostels. |                                   |                                    |   |  |
| 10                              | 11                        | 12                                    | 13                              | 14                        | 15                                    | 16                                | 17                                 | 18  | 19                                     |
| 942                             | 831                       | 481                                   | 50                              | 50                        | 23                                    | 1,519                             | 1,346                              | 800   | ...                                    |
| 84                              | 84                        | 84                                    | ...                             | ...                       | ...                                   | 84                                | 84                                 | 84  | ...                                    |
| 77                              | 74                        | 73                                    | 22                              | 23                        | 7                                     | 156                               | 151                                | 129   | ...                                    |
| 1,108                           | 969                       | 638                                   | 72                              | 72                        | 30                                    | 1,759                             | 1,581                              | 1,013   | ...                                    |
| 55,696                          | 46,121                    | 13,036                                | 1,582                           | 1,520                     | 358                                   | 72,597                            | 62,074                             | 14,720  | 6,125                                  |
| 34,477                          | 29,112                    | 5,596                                 | 2,121                           | 1,783                     | 692                                   | 41,897                            | 34,998                             | 6,421   | 5,031                                  |
| 35,601                          | 29,935                    | 3,965                                 | 651                             | 451                       | 111                                   | 64,449                            | 51,559                             | 4,303   | 3,265                                  |
| 614,357                         | 491,472                   | 8,078                                 | 87,568                          | 67,824                    | 1,170                                 | 1,193,312                         | 915,540                            | 9,261   | 41,970                                 |
| 740,163                         | 596,640                   | 30,675                                | 92,242                          | 71,578                    | 2,331                                 | 1,372,255                         | 1,065,171                          | (a)34,718                                     | 56,411                                 |
| 308                             | 303                       | 304                                   | ...                             | ...                       | ...                                   | 456                               | 448                                | 432   | ...                                    |
| 2,584                           | 2,549                     | 1,806                                 | 62                              | 68                        | 32                                    | 6,204                             | 5,974                              | 4,065   | 6                                      |
| 4,047                           | 3,436                     | 1,438                                 | 286                             | 230                       | 15                                    | 4,775                             | 4,025                              | 1,460   | 91                                     |
| 199                             | 160                       | 6                                     | ...                             | ...                       | ...                                   | 199                               | 160                                | 6   | ...                                    |
| 50                              | 34                        | ...                                   | ...                             | ...                       | ...                                   | 50                                | 34                                 | ...   | ...                                    |
| 974                             | 624                       | 73                                    | ...                             | ...                       | ...                                   | 1,662                             | 765                                | 73  | ...                                    |
| 1,714                           | 1,469                     | 406                                   | 24                              | 20                        | ...                                   | 2,481                             | 2,101                              | 418   | 164(b)                                 |
| 9,876                           | 8,575                     | 4,033                                 | 372                             | 313                       | 47                                    | 15,227                            | 13,447                             | 6,474   | 261                                    |
| 751,142                         | 608,204                   | 35,346                                | 92,686                          | 71,963                    | 2,408                                 | 1,369,241                         | 1,080,199                          | (a)42,205                                     | 56,672                                 |
| 2,070                           | 1,444                     | ...                                   | 75,479                          | 45,559                    | 10                                    | 78,596                            | 47,635                             | 10  | 6,314                                  |
| 753,212                         | 609,648                   | 35,346                                | 168,165                         | 117,522                   | 2,418                                 | 1,467,837                         | 1,127,634                          | (a)42,215                                     | 62,966                                 |
| 5,565,687                       | 4,594,255                 | 137,953                               | 1,269,201                       | 986,995                   | 16,349                                | 12,515,126                        | 9,694,578                          | (a)248,718                                    | ...                                    |

(a) Includes 13 boarders attending the Provincial Hostel, Peshawar (students of the Anglo-Vernacular Secondary Schools at Peshawar) not shown in details.

(b) Includes 19 scholars of schools for Defectives.

### III-A.—Expenditure on Education for Males.

Expenditure on buildings includes Rs. 48,39,596 spent by the Public Works Department on educational buildings.

"Miscellaneous" includes the following main items:—

Scholarships, Hostel charges and other contingent charges.

|   | GOVERNMENT INSTITUTIONS. |               |                  |                  |                 |                    | DISTRICT BOARD AND MUNICIPAL INSTITUTIONS. |                    |                  |                  |                 |                    |
|---|--------------------------|---------------|------------------|------------------|-----------------|--------------------|--|--------------------|------------------|------------------|-----------------|--------------------|
|   | Government funds.        | Board funds.  | Municipal funds. | Fees.            | Other sources.  | TOTALS.            | Government funds.                          | Board funds.       | Municipal funds. | Fees.            | Other sources.  | TOTALS.            |
|   | 1                        | 2             | 3                | 4                | 5               | 6                  | 7  | 8                  | 9                | 10               | 11              | 12                 |
| <b>UNIVERSITY AND INTERMEDIATE EDUCATION.</b>   | <b>Rs.</b>               | <b>Rs.</b>    | <b>Rs.</b>       | <b>Rs.</b>       | <b>Rs.</b>      | <b>Rs.</b>         | <b>Rs.</b>                                 | <b>Rs.</b>         | <b>Rs.</b>       | <b>Rs.</b>       | <b>Rs.</b>      | <b>Rs.</b>         |
| Universities.                                   | ..                       | ..            | ..               | ..               | ..              | ..                 | ..   | ..                 | ..               | ..               | ..              | ..                 |
| Boards of Secondary and Intermediate Education. | 65,305                   | ..            | ..               | 2,23,915         | ..              | 2,94,220           | ..   | ..                 | ..               | ..               | ..              | ..                 |
| Arts Colleges.                                  | 33,56,843                | ..            | 1,080            | 18,85,404        | 1,91,677        | 49,34,004          | ..   | ..                 | ..               | ..               | 12,630          | 12,630             |
| Professional Colleges—                          |                          |               |                  |                  |                 |                    |  |                    |                  |                  |                 |                    |
| Law   | 23,135                   | ..            | ..               | 1,69,097         | 1,760           | 1,93,993           | ..   | ..                 | ..               | ..               | ..              | ..                 |
| Medicine  | 18,65,071                | ..            | ..               | 4,14,258         | 85,648          | 23,14,977          | ..   | ..                 | ..               | ..               | ..              | ..                 |
| Education                                       | 9,45,129                 | 1,468         | 560              | 1,44,988         | 8,508           | 11,00,850          | ..   | ..                 | 1,71,995         | 50,722           | ..              | 3,23,727           |
| Engineering                                     | 12,65,185                | ..            | ..               | 1,75,557         | 98,277          | 15,39,099          | ..   | ..                 | ..               | ..               | ..              | ..                 |
| Agriculture                                     | 7,58,528                 | ..            | ..               | 63,339           | 222             | 8,22,189           | ..   | ..                 | ..               | ..               | ..              | ..                 |
| Commerce  | 16,152                   | ..            | ..               | 49,349           | 19,390          | 81,700             | ..   | ..                 | ..               | ..               | ..              | ..                 |
| Forestry  | 1,95,811                 | ..            | ..               | 45,000           | 1,908           | 2,42,719           | ..   | ..                 | ..               | ..               | ..              | ..                 |
| Veterinary Science                              | 4,47,726                 | ..            | ..               | 39,964           | ..              | 4,84,690           | ..   | ..                 | ..               | ..               | ..              | ..                 |
| Intermediate Colleges                           | 11,11,894                | ..            | ..               | 4,57,918         | 9,652           | 15,79,464          | 2,500                                      | ..                 | 18,468           | 7,972            | 526             | 24,481             |
| <b>TOTALS</b>                                   | <b>1,00,50,757</b>       | <b>1,468</b>  | <b>1,640</b>     | <b>31,67,789</b> | <b>2,66,951</b> | <b>1,35,88,605</b> | <b>2,500</b>                               | <b>..</b>          | <b>1,85,478</b>  | <b>58,704</b>    | <b>12,156</b>   | <b>2,59,638</b>    |
| <b>SCHOOL EDUCATION.</b>                        |                          |               |                  |                  |                 |                    |  |                    |                  |                  |                 |                    |
| <i>General.</i>                                 |                          |               |                  |                  |                 |                    |  |                    |                  |                  |                 |                    |
| High Schools                                    | 62,05,678                | 1,809         | 10,708           | 31,17,048        | 32,529          | 93,67,757          | 8,80,270                                   | 7,97,298           | 4,06,329         | 19,36,712        | 76,994          | 40,09,608          |
| Middle Schools—                                 |                          |               |                  |                  |                 |                    |  |                    |                  |                  |                 |                    |
| English   | 7,14,237                 | 6,600         | ..               | 2,76,587         | 2,068           | 9,99,557           | 7,91,032                                   | 5,60,468           | 2,60,084         | 9,41,084         | 48,030          | 25,10,694          |
| Vernacular                                      | 1,97,773                 | ..            | ..               | 6,983            | 15              | 2,04,720           | 66,44,107                                  | 23,29,951          | 2,45,956         | 10,81,585        | 60,870          | 35,15,949          |
| Primary Schools                                 | 14,02,988                | 17,612        | 8,084            | 9,309            | 1,715           | 14,39,608          | 2,45,61,814                                | 91,08,996          | 61,14,449        | 11,18,808        | 6,78,024        | 4,15,70,091        |
| <b>TOTALS</b>                                   | <b>85,20,625</b>         | <b>26,012</b> | <b>18,786</b>    | <b>34,09,877</b> | <b>36,342</b>   | <b>1,20,11,642</b> | <b>3,19,87,223</b>                         | <b>1,27,91,798</b> | <b>70,28,819</b> | <b>60,27,169</b> | <b>8,61,418</b> | <b>5,76,96,837</b> |
| <i>Special.</i>                                 |                          |               |                  |                  |                 |                    |  |                    |                  |                  |                 |                    |
| Arts Schools                                    | 3,54,415                 | ..            | ..               | 33,975           | 444             | 3,88,834           | 1,559                                      | 6,847              | 975              | 116              | 3,181           | 11,028             |
| Law Schools                                     | ..                       | ..            | ..               | 9,678            | ..              | 9,678              | ..   | ..                 | ..               | ..               | ..              | ..                 |
| Medical Schools                                 | 12,40,666                | 950           | ..               | 2,46,850         | 24,680          | 15,18,146          | ..   | ..                 | ..               | ..               | ..              | ..                 |
| Normal and Training Schools                     | 40,18,356                | 34,600        | 7,741            | 13,070           | 11,649          | 40,35,446          | 1,23,341                                   | 83,531             | 26,002           | 802              | 72              | 2,43,306           |
| Engineering Schools*                            | 6,85,057                 | ..            | ..               | 96,685           | 6,738           | 7,38,478           | ..   | ..                 | ..               | ..               | ..              | ..                 |
| Technical and Industrial Schools                | 20,96,551                | 14,950        | 300              | 23,920           | 98,988          | 23,09,609          | 59,778                                     | 36,905             | 22,222           | 6,993            | 17,044          | 1,82,942           |
| Commercial Schools                              | 1,05,698                 | ..            | ..               | 67,744           | 1,673           | 1,76,118           | ..   | ..                 | 218              | ..               | ..              | 218                |
| Agricultural Schools                            | 1,30,506                 | ..            | ..               | 1,170            | 2,177           | 1,33,853           | 10,800                                     | ..                 | 27               | ..               | ..              | 10,827             |
| Laboratory Schools                              | 4,61,137                 | ..            | ..               | 563              | 9,998           | 4,61,888           | ..   | ..                 | ..               | ..               | ..              | ..                 |
| Schools for Defective                           | 6,374                    | ..            | ..               | ..               | ..              | 6,374              | ..   | ..                 | 8,175            | ..               | ..              | 8,175              |
| Schools for Adults                              | 1,811                    | ..            | ..               | ..               | 223             | 1,543              | 77,021                                     | 29,826             | 24,264           | ..               | 156             | 1,31,267           |
| Other Schools                                   | 7,33,313                 | 3,312         | ..               | 1,00,632         | 8,204           | 8,49,461           | 37,057                                     | 27,948             | 31,175           | 62,631           | 64,883          | 2,13,668           |
| <b>TOTALS</b>                                   | <b>97,48,412</b>         | <b>62,812</b> | <b>8,041</b>     | <b>6,99,177</b>  | <b>1,04,791</b> | <b>1,03,78,223</b> | <b>3,19,566</b>                            | <b>2,84,057</b>    | <b>1,03,118</b>  | <b>70,042</b>    | <b>84,235</b>   | <b>8,02,068</b>    |
| <b>GRAND TOTALS</b>                             | <b>2,83,19,794</b>       | <b>80,292</b> | <b>28,467</b>    | <b>71,76,843</b> | <b>5,68,074</b> | <b>3,61,73,470</b> | <b>3,23,00,270</b>                         | <b>1,30,25,765</b> | <b>78,17,415</b> | <b>51,55,915</b> | <b>9,56,859</b> | <b>6,87,58,233</b> |

\* Include Survey Schools.

**III-A.—Expenditure on Education for Males—contd.**

|  | AIDED INSTITUTIONS. |                  |                  |                    |                    |                    | RECOGNISED UNAIDED INSTITUTIONS. |                  |                  |
|--|---------------------|------------------|------------------|--------------------|--------------------|--------------------|----------------------------------|------------------|------------------|
|  | Government funds.   | Board funds.     | Municipal funds. | Fees.              | Other sources.     | TOTALS.            | Fees.                            | Other sources.   | TOTALS.          |
|  | 13                  | 14               | 15               | 16                 | 17                 | 18                 | 19                               | 20               | 21               |
|  | Rs.                 | Rs.              | Rs.              | Rs.                | Rs.                | Rs.                | Rs.                              | Rs.              | Rs.              |
| <b>UNIVERSITY AND INTERMEDIATE EDUCATION.</b>  |                     |                  |                  |                    |                    |                    |                                  |                  |                  |
| Universities                                   | 60,42,504           | ..               | ..               | 43,34,129          | 15,76,020          | 1,19,52,653        | ..                               | ..               | ..               |
| Boards of Secondary and Intermediate Education | 24,253              | ..               | ..               | 29,952             | ..                 | 54,205             | ..                               | ..               | ..               |
| Arts Colleges                                  | 17,41,143           | 19,975           | 23,451           | 33,79,906          | 12,45,994          | 64,15,558          | 9,26,801                         | 1,45,981         | 10,72,782        |
| Professional Colleges—                         |                     |                  |                  |                    |                    |                    |                                  |                  |                  |
| Law  | ..                  | ..               | ..               | 2,48,016           | ..                 | 2,48,016           | 1,72,592                         | ..               | 1,72,592         |
| Medicine                                       | 24,500              | ..               | ..               | 1,16,246           | ..                 | 1,40,746           | ..                               | ..               | ..               |
| Education                                      | ..                  | ..               | ..               | ..                 | ..                 | ..                 | ..                               | ..               | ..               |
| Engineering                                    | 32,900              | ..               | 6,400            | 22,780             | 30,000             | 92,080             | ..                               | ..               | ..               |
| Agriculture                                    | ..                  | ..               | ..               | ..                 | ..                 | ..                 | 5,189                            | 31,23            | 36,407           |
| Commerce                                       | 74,540              | ..               | ..               | 25,785             | 25,696             | 1,26,031           | 22,902                           | ..               | 22,902           |
| Forestry                                       | ..                  | ..               | ..               | ..                 | ..                 | ..                 | ..                               | ..               | ..               |
| Veterinary Science                             | ..                  | ..               | ..               | ..                 | ..                 | ..                 | ..                               | ..               | ..               |
| Intermediate Colleges                          | 5,65,986            | 220              | 7,345            | 6,95,725           | 3,97,235           | 16,63,501          | 1,54,168                         | 1,53,582         | 3,07,750         |
| <b>TOTALS</b>                                  | <b>85,06,825</b>    | <b>20,195</b>    | <b>42,196</b>    | <b>98,52,579</b>   | <b>32,74,935</b>   | <b>2,06,95,730</b> | <b>13,81,683</b>                 | <b>3,20,801</b>  | <b>16,02,433</b> |
| <b>SCHOOL EDUCATION.</b>                       |                     |                  |                  |                    |                    |                    |                                  |                  |                  |
| <i>General.</i>                                |                     |                  |                  |                    |                    |                    |                                  |                  |                  |
| High Schools                                   | 68,90,903           | 1,82,014         | 2,89,889         | 1,36,19,899        | 47,66,520          | 2,57,39,225        | 39,78,011                        | 11,07,775        | 50,85,786        |
| Middle Schools—                                |                     |                  |                  |                    |                    |                    |                                  |                  |                  |
| English  | 16,72,502           | 4,75,781         | 4,995            | 53,60,418          | 16,99,646          | 78,93,292          | 7,74,800                         | 5,17,481         | 13,92,231        |
| Vernacular                                     | 81,264              | 13,21,230        | 4,14,741         | 54,072             | 91,915             | 19,63,232          | 2,215                            | 14,430           | 16,645           |
| Primary Schools                                | 80,79,437           | 50,89,306        | 12,18,667        | 39,43,759          | 48,85,736          | 2,31,16,895        | 3,61,777                         | 4,85,776         | 8,47,553         |
| <b>TOTALS</b>                                  | <b>1,67,14,096</b>  | <b>70,68,331</b> | <b>20,06,292</b> | <b>2,08,78,146</b> | <b>1,14,43,817</b> | <b>5,81,12,634</b> | <b>51,16,808</b>                 | <b>21,26,412</b> | <b>73,42,216</b> |
| <i>Special.</i>                                |                     |                  |                  |                    |                    |                    |                                  |                  |                  |
| Arts Schools                                   | 21,580              | 480              | 5,000            | 5,019              | 20,819             | 52,898             | 236                              | 1,706            | 1,942            |
| Law Schools                                    | ..                  | ..               | ..               | ..                 | ..                 | ..                 | ..                               | ..               | ..               |
| Medical Schools                                | 6,000               | 6,400            | 53,789           | 66,044             | 66,204             | 1,93,416           | 56,257                           | 26,699           | 82,956           |
| Normal and Training Schools                    | 3,69,323            | 1,508            | 96               | 3,705              | 3,705              | 1,25,368           | 5,00,037                         | 3,449            | 13,455           |
| Engineering Schools*                           | 2,000               | 375              | ..               | 1,037              | 2,690              | 7,002              | 29,450                           | ..               | 29,450           |
| Technical and Industrial Schools               | 5,75,598            | 1,29,994         | 45,059           | 1,31,958           | 13,34,590          | 22,13,199          | 5,297                            | 12,648           | 17,945           |
| Commercial Schools                             | 17,094              | ..               | 1,688            | 48,421             | 39,461             | 1,06,564           | 1,98,073                         | 31,410           | 2,29,483         |
| Agricultural Schools                           | 2,170               | 730              | 1,500            | ..                 | 2,316              | 6,706              | ..                               | ..               | ..               |
| Reformatory Schools                            | 87,132              | ..               | 1,772            | 2,234              | 30,912             | 1,22,050           | ..                               | ..               | ..               |
| Schools for Defectives                         | 65,302              | 7,394            | 16,721           | 9,306              | 1,10,437           | 2,09,160           | ..                               | ..               | ..               |
| Schools for Adults                             | 77,934              | 20,282           | 9,124            | 31,695             | 62,064             | 2,01,099           | 2,662                            | 11,349           | 14,001           |
| Other Schools                                  | 6,50,978            | 1,26,696         | 44,484           | 4,69,420           | 7,90,417           | 19,80,995          | 1,47,531                         | 3,19,424         | 4,66,955         |
| <b>TOTALS</b>                                  | <b>17,75,170</b>    | <b>2,98,947</b>  | <b>1,79,212</b>  | <b>7,69,739</b>    | <b>26,85,278</b>   | <b>55,93,246</b>   | <b>4,42,945</b>                  | <b>4,13,242</b>  | <b>8,56,187</b>  |
| <b>GRAND TOTALS</b>                            | <b>2,89,95,091</b>  | <b>73,77,323</b> | <b>22,29,700</b> | <b>3,05,00,460</b> | <b>1,73,04,030</b> | <b>8,44,06,610</b> | <b>63,41,330</b>                 | <b>28,59,455</b> | <b>97,00,835</b> |

\*Include Survey Schools.

## III-A.—Expenditure on Education for Males—concl'd.

|   | TOTAL EXPENDITURE FROM |                    |                    |                    |                    |                     |
|---|------------------------|--------------------|--------------------|--------------------|--------------------|---------------------|
|   | Government funds.      | Board funds.       | Municipal funds.   | Fees.              | Other sources.     | GRAND TOTALS.       |
|   | 22                     | 23                 | 24                 | 25                 | 26                 | 27                  |
|   | Rs.                    | Rs.                | Rs.                | Rs.                | Rs.                | Rs.                 |
| Direction . . . . .                           | 17,67,218              | 53                 | 13,123             | ..                 | 13                 | 17,80,407           |
| Inspection . . . . .                          | 81,66,987              | 3,99,048           | 2,34,882           | ..                 | 24,566             | 88,50,513           |
| Buildings, etc. . . . .                       | 1,21,54,043            | 31,36,793          | 11,26,404          | 3,29,040           | 42,06,747          | 2,09,53,097         |
| Miscellaneous . . . . .                       | 67,85,745              | 14,23,969          | 3,72,500           | 43,42,590          | 45,29,073          | 1,79,33,827         |
| <b>TOTALS</b>                                 | <b>2,88,53,993</b>     | <b>49,59,868</b>   | <b>17,51,909</b>   | <b>51,71,630</b>   | <b>87,60,379</b>   | <b>4,94,97,784</b>  |
| <b>UNIVERSITY AND INTERMEDIATE EDUCATION.</b> |                        |                    |                    |                    |                    |                     |
| Universities . . . . .                        | 60,42,504              | ..                 | ..                 | 43,34,129          | 15,76,020          | 1,19,52,653         |
| Board of Secondary and Intermediate Education | 89,558                 | ..                 | ..                 | 2,58,867           | ..                 | 3,48,425            |
| Arts Colleges . . . . .                       | 51,10,783              | 19,075             | 29,531             | 56,92,201          | 15,83,379          | 1,24,85,874         |
| Professional Colleges —                       |                        |                    |                    |                    |                    |                     |
| Law . . . . .                                 | 23,136                 | ..                 | ..                 | 5,81,705           | 1,760              | 6,14,601            |
| Medicine . . . . .                            | 18,89,671              | ..                 | 1,71,995           | 5,81,216           | 35,648             | 26,78,450           |
| Education . . . . .                           | 9,15,126               | 1,408              | 560                | 1,44,989           | 8,008              | 11,00,650           |
| Engineering . . . . .                         | 12,98,065              | ..                 | 6,400              | 1,98,377           | 1,28,277           | 16,31,129           |
| Agriculture . . . . .                         | 7,58,523               | ..                 | ..                 | 65,308             | 21,560             | 8,48,596            |
| Commerce . . . . .                            | 90,692                 | ..                 | ..                 | 94,936             | 44,915             | 2,30,623            |
| Forestry . . . . .                            | 1,95,811               | ..                 | ..                 | 45,000             | 1,908              | 2,42,719            |
| Veterinary Science . . . . .                  | 4,47,726               | ..                 | ..                 | 36,964             | ..                 | 4,84,690            |
| Intermediate Colleges . . . . .               | 16,32,984              | 220                | 25,528             | 13,15,783          | 5,58,981           | 35,78,196           |
| <b>TOTALS</b>                                 | <b>1,85,74,439</b>     | <b>21,063</b>      | <b>2,33,314</b>    | <b>1,33,60,704</b> | <b>39,56,936</b>   | <b>3,61,46,606</b>  |
| <b>SCHOOL EDUCATION.</b>                      |                        |                    |                    |                    |                    |                     |
| <i>General.</i>                               |                        |                    |                    |                    |                    |                     |
| High Schools . . . . .                        | 1,39,67,321            | 9,81,472           | 7,03,920           | 2,26,51,670        | 59,82,988          | 4,42,92,371         |
| Middle Schools—                               |                        |                    |                    |                    |                    |                     |
| English . . . . .                             | 30,87,821              | 10,42,794          | 3,46,080           | 53,52,889          | 22,67,190          | 1,29,95,774         |
| Vernacular . . . . .                          | 61,31,143              | 36,31,181          | 6,49,697           | 10,98,785          | 1,61,730           | 1,17,00,586         |
| Primary Schools . . . . .                     | 3,40,44,129            | 1,42,10,914        | 73,41,200          | 53,28,653          | 60,49,251          | 6,69,74,147         |
| <b>TOTALS</b>                                 | <b>5,72,22,414</b>     | <b>1,98,83,361</b> | <b>90,55,897</b>   | <b>3,44,31,997</b> | <b>1,44,66,159</b> | <b>13,50,62,828</b> |
| <i>Special.</i>                               |                        |                    |                    |                    |                    |                     |
| Arts Schools . . . . .                        | 3,77,554               | 7,327              | 6,975              | 39,346             | 25,100             | 4,55,302            |
| Law Schools . . . . .                         | ..                     | ..                 | ..                 | 9,678              | ..                 | 9,678               |
| Medical Schools . . . . .                     | 12,46,666              | 7,350              | 53,768             | 3,69,151           | 1,17,583           | 17,94,518           |
| Normal and Training Schools . . . . .         | 45,21,109              | 1,19,637           | 33,99              | 20,526             | 1,47,095           | 48,42,266           |
| Engineering Schools . . . . .                 | 6,37,057               | 375                | ..                 | 1,28,072           | 9,428              | 7,71,930            |
| Technical and Industrial Schools . . . . .    | 26,92,927              | 2,26,849           | 67,591             | 1,73,063           | 14,63,170          | 46,23,495           |
| Commercial Schools . . . . .                  | 1,23,790               | ..                 | 1,906              | 3,14,288           | 72,544             | 5,11,478            |
| Agricultural Schools . . . . .                | 1,48,476               | 720                | 1,527              | 1,170              | 4,493              | 1,51,386            |
| Refresher Schools . . . . .                   | 5,38,269               | ..                 | 1,773              | 2,737              | 40,910             | 5,83,738            |
| Schools for Deaf-mutes . . . . .              | 71,676                 | 7,394              | 24,896             | 9,306              | 1,10,437           | 2,24,709            |
| Schools for Adults . . . . .                  | 1,54,266               | 50,198             | 33,388             | 31,347             | 73,801             | 3,47,910            |
| Other Schools . . . . .                       | 13,26,348              | 1,65,966           | 65,659             | 7,80,214           | 11,82,927          | 25,11,104           |
| <b>TOTALS</b>                                 | <b>1,18,34,138</b>     | <b>5,75,716</b>    | <b>2,90,371</b>    | <b>13,81,903</b>   | <b>32,47,536</b>   | <b>1,78,29,714</b>  |
| <b>GRAND TOTALS</b>                           | <b>11,64,84,989</b>    | <b>2,54,43,068</b> | <b>1,13,31,991</b> | <b>5,48,46,234</b> | <b>3,04,30,110</b> | <b>23,85,36,932</b> |

\*Include Survey Schools.



### III-B.—Expenditure on Education for Females.

Expenditure on buildings includes Rs. 5,23,813 spent by the Public Works Department on educational buildings.

"Miscellaneous" includes the following main items:—

Scholarships, Hostel charges and other Contingent charges.

|   | GOVERNMENT INSTITUTIONS. |               |                  |                  |                 |                    | DISTRICT BOARD AND MUNICIPAL INSTITUTIONS. |                    |                  |                  |                  |                    |
|---|--------------------------|---------------|------------------|------------------|-----------------|--------------------|--|--------------------|------------------|------------------|------------------|--------------------|
|   | Government funds.        | Board funds.  | Municipal funds. | Fees.            | Other sources.  | TOTALS.            | Government funds.                          | Board funds.       | Municipal funds. | Fees.            | Other sources.   | TOTALS.            |
|   | 1                        | 2             | 3                | 4                | 5               | 6                  | 7  | 8                  | 9                | 10               | 11               | 12                 |
|   | Rs.                      | Rs.           | Rs.              | Rs.              | Rs.             | Rs.                | Rs.  | Rs.                | Rs.              | Rs.              | Rs.              | Rs.                |
| <b>UNIVERSITY AND INTERMEDIATE EDUCATION.</b> |                          |               |                  |                  |                 |                    |  |                    |                  |                  |                  |                    |
| Arts Colleges . . . . .                       | 2,14,819                 | ..            | ..               | 33,231           | 567             | 2,48,617           | ..   | ..                 | ..               | ..               | ..               | ..                 |
| Professional Colleges—                        |                          |               |                  |                  |                 |                    |  |                    |                  |                  |                  |                    |
| Medicine . . . . .                            | ..                       | ..            | ..               | ..               | ..              | ..                 | ..   | ..                 | ..               | ..               | ..               | ..                 |
| Education . . . . .                           | 38,190                   | ..            | ..               | 627              | 3,184           | 42,001             | ..   | ..                 | ..               | ..               | ..               | ..                 |
| Intermediate Colleges . . . . .               | 23,730                   | ..            | ..               | 3,481            | ..              | 27,201             | ..   | ..                 | ..               | ..               | ..               | ..                 |
| <b>TOTALS</b> . . . . .                       | <b>2,76,739</b>          | <b>..</b>     | <b>..</b>        | <b>37,339</b>    | <b>3,751</b>    | <b>3,17,879</b>    | <b>..</b>                                  | <b>..</b>          | <b>..</b>        | <b>..</b>        | <b>..</b>        | <b>..</b>          |
| <b>SCHOOL EDUCATION.</b>                      |                          |               |                  |                  |                 |                    |  |                    |                  |                  |                  |                    |
| <i>General.</i>                               |                          |               |                  |                  |                 |                    |  |                    |                  |                  |                  |                    |
| High Schools . . . . .                        | 9,07,492                 | ..            | 8,808            | 1,63,681         | 7,148           | 10,85,124          | 10,300                                     | 7,706              | 10,542           | 2,712            | 1,756            | 32,076             |
| Middle Schools—                               |                          |               |                  |                  |                 |                    |  |                    |                  |                  |                  |                    |
| English . . . . .                             | 1,73,009                 | ..            | ..               | 16,159           | 707             | 1,90,074           | 18,157                                     | 3,004              | 54,102           | 9,613            | 283              | 85,399             |
| Vernacular . . . . .                          | 2,47,132                 | ..            | ..               | 4,042            | ..              | 2,51,174           | 61,820                                     | 33,985             | 1,92,138         | 2,702            | 106              | 2,90,790           |
| Primary Schools . . . . .                     | 4,11,742                 | 2,851         | 2,06             | 1,662            | 1,745           | 4,20,06            | 83,80,716                                  | 10,25,905          | 23,86,607        | 13,002           | 51,266           | 68,67,415          |
| <b>TOTALS</b> . . . . .                       | <b>17,43,575</b>         | <b>2,351</b>  | <b>11,414</b>    | <b>1,85,413</b>  | <b>9,595</b>    | <b>19,52,973</b>   | <b>34,71,083</b>                           | <b>10,70,550</b>   | <b>26,43,789</b> | <b>28,119</b>    | <b>68,848</b>    | <b>72,66,669</b>   |
| <i>Special.</i>                               |                          |               |                  |                  |                 |                    |  |                    |                  |                  |                  |                    |
| Medical Schools . . . . .                     | 1,08,416                 | ..            | ..               | 592              | ..              | 1,09,008           | ..   | ..                 | ..               | ..               | ..               | ..                 |
| Normal and Training Schools . . . . .         | 10,00,544                | 2,130         | 2,604            | 1,313            | 3,965           | 10,10,556          | 2,432                                      | 11,284             | 9,056            | 5                | 1,924            | 24,651             |
| Technical and Industrial Schools . . . . .    | 50,970                   | ..            | ..               | ..               | ..              | 50,970             | ..   | ..                 | ..               | ..               | ..               | ..                 |
| Commercial Schools . . . . .                  | ..                       | ..            | ..               | ..               | ..              | ..                 | ..   | ..                 | ..               | ..               | ..               | ..                 |
| Agricultural Schools . . . . .                | ..                       | ..            | ..               | ..               | ..              | ..                 | ..   | ..                 | ..               | ..               | ..               | ..                 |
| Schools for Adults . . . . .                  | ..                       | ..            | ..               | ..               | ..              | ..                 | 216  | ..                 | ..               | ..               | ..               | 216                |
| Other Schools . . . . .                       | 15,313                   | ..            | ..               | 34               | 3,030           | 18,407             | 302  | 3,268              | ..               | ..               | 49               | 3,519              |
| <b>TOTALS</b> . . . . .                       | <b>11,75,273</b>         | <b>2,130</b>  | <b>2,604</b>     | <b>1,939</b>     | <b>6,995</b>    | <b>11,88,941</b>   | <b>2,860</b>                               | <b>14,502</b>      | <b>9,066</b>     | <b>5</b>         | <b>1,973</b>     | <b>28,386</b>      |
| <b>GRAND TOTALS FOR FEMALES.</b>              | <b>31,95,837</b>         | <b>4,481</b>  | <b>14,018</b>    | <b>2,24,721</b>  | <b>20,341</b>   | <b>34,69,198</b>   | <b>34,73,913</b>                           | <b>10,85,052</b>   | <b>26,52,645</b> | <b>28,124</b>    | <b>65,321</b>    | <b>72,96,056</b>   |
| <b>GRAND TOTALS FOR MALES.</b>                | <b>2,83,19,794</b>       | <b>80,292</b> | <b>28,467</b>    | <b>71,76,843</b> | <b>5,63,074</b> | <b>3,61,73,470</b> | <b>3,28,00,279</b>                         | <b>1,30,25,765</b> | <b>78,17,415</b> | <b>51,55,915</b> | <b>9,68,859</b>  | <b>5,87,58,233</b> |
| <b>GRAND TOTALS FOR ALL.</b>                  | <b>3,15,15,481</b>       | <b>84,773</b> | <b>42,485</b>    | <b>74,01,564</b> | <b>5,88,415</b> | <b>3,96,32,668</b> | <b>3,57,74,192</b>                         | <b>1,41,10,817</b> | <b>99,70,060</b> | <b>51,84,039</b> | <b>10,14,180</b> | <b>6,60,53,289</b> |

### III-B.—Expenditure on Education for Females—contd.

|   | AIDED INSTITUTIONS. |                  |                  |                    |                    |                    | RECOGNISED UNAIDED INSTITUTIONS. |                  |                    |
|---|---------------------|------------------|------------------|--------------------|--------------------|--------------------|----------------------------------|------------------|--------------------|
|   | Government funds.   | Board funds.     | Municipal funds. | Fees.              | Other sources.     | TOTALS.            | Fees.                            | Other sources.   | TOTALS.            |
|   | 13                  | 14               | 15               | 16                 | 17                 | 18                 | 19                               | 20               | 21                 |
|   | Rs.                 | Rs.              | Rs.              | Rs.                | Rs.                | Rs.                | Rs.                              | Rs.              | Rs.                |
| <b>UNIVERSITY AND INTERMEDIATE EDUCATION.</b> |                     |                  |                  |                    |                    |                    |                                  |                  |                    |
| Arts Colleges . . . . .                       | 63,436              | ..               | ..               | 33,582             | 69,895             | 1,66,412           | 9,850                            | 1,000            | 10,850             |
| Professional Colleges -                       |                     |                  |                  |                    |                    |                    |                                  |                  |                    |
| Medicine . . . . .                            | 1,86,250            | ..               | ..               | 25,509             | ..                 | 2,11,759           | ..                               | ..               | ..                 |
| Education . . . . .                           | 33,990              | ..               | ..               | 5,715              | 15,497             | 58,202             | 504                              | 4,848            | 5,352              |
| Intermediate Colleges . . . . .               | 94,722              | ..               | 1,961            | 37,786             | 47,987             | 1,82,456           | ..                               | ..               | ..                 |
| <b>TOTALS</b>                                 | <b>3,81,397</b>     | <b>..</b>        | <b>1,961</b>     | <b>1,02,592</b>    | <b>1,32,879</b>    | <b>6,16,829</b>    | <b>10,354</b>                    | <b>5,848</b>     | <b>16,202</b>      |
| <b>SCHOOL EDUCATION.</b>                      |                     |                  |                  |                    |                    |                    |                                  |                  |                    |
| <i>General.</i>                               |                     |                  |                  |                    |                    |                    |                                  |                  |                    |
| High Schools . . . . .                        | 19,58,517           | 7,182            | 92,885           | 20,29,008          | 13,37,311          | 54,25,758          | 40,877                           | 75,848           | 1,16,725           |
| Middle Schools—                               |                     |                  |                  |                    |                    |                    |                                  |                  |                    |
| English . . . . .                             | 8,14,732            | 12,025           | 73,890           | 5,14,437           | 8,01,685           | 22,16,769          | 7,609                            | 48,579           | 56,188             |
| Vernacular . . . . .                          | 2,10,585            | 70,954           | 1,18,321         | 30,605             | 3,40,837           | 7,80,282           | ..                               | 9,361            | 9,361              |
| Primary Schools . . . . .                     | 17,10,781           | 8,30,600         | 8,62,664         | 3,58,938           | 16,89,655          | 47,62,008          | 16,280                           | 1,47,562         | 1,63,842           |
| <b>TOTALS</b>                                 | <b>47,09,575</b>    | <b>7,20,111</b>  | <b>6,47,760</b>  | <b>29,33,988</b>   | <b>41,69,488</b>   | <b>1,31,74,912</b> | <b>64,766</b>                    | <b>2,81,360</b>  | <b>3,46,116</b>    |
| <i>Special.</i>                               |                     |                  |                  |                    |                    |                    |                                  |                  |                    |
| Medical Schools . . . . .                     | 95,206              | 12,215           | 6,457            | 42,559             | 1,02,602           | 2,59,039           | ..                               | ..               | ..                 |
| Normal and Training Schools . . . . .         | 4,23,792            | ..               | 5,308            | 27,044             | 2,36,148           | 6,92,287           | 1,309                            | 9,247            | 10,556             |
| Technical and Industrial Schools . . . . .    | 86,212              | 642              | 10,531           | 13,110             | 2,34,799           | 3,95,104           | 682                              | 1,536            | 2,268              |
| Commercial Schools . . . . .                  | 9,789               | ..               | ..               | 16,399             | 2,954              | 29,122             | ..                               | ..               | ..                 |
| Agricultural Schools . . . . .                | 360                 | ..               | ..               | ..                 | ..                 | 360                | ..                               | ..               | ..                 |
| Schools for Adults . . . . .                  | 11,210              | ..               | 400              | 4,850              | 23,140             | 39,600             | ..                               | ..               | ..                 |
| Other schools . . . . .                       | 31,196              | 1,359            | 2,950            | 14,971             | 54,732             | 1,06,208           | ..                               | 84               | 84                 |
| <b>TOTALS</b>                                 | <b>6,57,745</b>     | <b>14,118</b>    | <b>25,646</b>    | <b>1,18,938</b>    | <b>7,04,280</b>    | <b>15,20,720</b>   | <b>1,991</b>                     | <b>10,917</b>    | <b>12,908</b>      |
| <b>GRAND TOTALS FOR FEMALES</b>               | <b>57,42,717</b>    | <b>7,34,227</b>  | <b>6,75,357</b>  | <b>31,55,413</b>   | <b>50,06,647</b>   | <b>1,53,14,861</b> | <b>77,111</b>                    | <b>2,98,115</b>  | <b>3,76,226</b>    |
| <b>GRAND TOTALS FOR MALES</b>                 | <b>2,09,96,091</b>  | <b>73,77,323</b> | <b>22,29,700</b> | <b>3,05,00,466</b> | <b>1,73,04,030</b> | <b>8,44,06,610</b> | <b>68,41,380</b>                 | <b>28,69,455</b> | <b>97,00,835</b>   |
| <b>GRAND TOTALS FOR ALL</b>                   | <b>3,37,37,808</b>  | <b>81,11,550</b> | <b>29,05,057</b> | <b>3,36,55,879</b> | <b>2,23,10,677</b> | <b>9,97,20,971</b> | <b>69,18,491</b>                 | <b>31,57,570</b> | <b>1,00,76,061</b> |

III-B.—Expenditure on Education for Females—*consl.*

|   | TOTAL EXPENDITURE FROM |                    |                    |                    |                    |                     |
|---|------------------------|--------------------|--------------------|--------------------|--------------------|---------------------|
|   | Government funds.      | Board funds.       | Municipal funds.   | Fees.              | Other sources.     | GRAND TOTALS.       |
|   | 22                     | 23                 | 24                 | 25                 | 26                 | 27                  |
|   | Rs.                    | Rs.                | Rs.                | Rs.                | Rs.                | Rs.                 |
| Inspection . . . . .                          | 8,78,560               | 9,328              | 55,226             | ..                 | 4,918              | 9,46,032            |
| Buildings, etc. . . . .                       | 14,96,160              | 1,69,372           | 1,48,480           | 65,151             | 12,80,108          | 31,09,158           |
| Miscellaneous . . . . .                       | 12,70,078              | 63,247             | 76,668             | 20,64,614          | 17,72,451          | 52,46,058           |
| <b>TOTALS</b>                                 | <b>36,89,788</b>       | <b>2,41,847</b>    | <b>3,82,374</b>    | <b>21,29,765</b>   | <b>30,07,472</b>   | <b>93,01,246</b>    |
| <b>UNIVERSITY AND INTERMEDIATE EDUCATION.</b> |                        |                    |                    |                    |                    |                     |
| Arts Colleges . . . . .                       | 2,79,254               | ..                 | ..                 | 76,663             | 6,962              | 4,25,879            |
| Professional Colleges—                        |                        |                    |                    |                    | 9                  |                     |
| Medicine . . . . .                            | 1,56,230               | ..                 | ..                 | 25,509             | ..                 | 2,11,759            |
| Education . . . . .                           | 75,180                 | ..                 | ..                 | 6,846              | 23,529             | 1,06,555            |
| Intermediate Colleges . . . . .               | 1,18,502               | ..                 | 1,961              | 41,267             | 47,987             | 2,09,717            |
| <b>TOTALS</b>                                 | <b>6,59,186</b>        | <b>..</b>          | <b>1,961</b>       | <b>1,50,285</b>    | <b>1,41,478</b>    | <b>9,62,910</b>     |
| <b>SCHOOL EDUCATION.</b>                      |                        |                    |                    |                    |                    |                     |
| <i>General.</i>                               |                        |                    |                    |                    |                    |                     |
| High Schools . . . . .                        | 28,74,369              | 14,838             | 1,12,235           | 22,37,178          | 14,22,067          | 66,60,677           |
| Middle Schools—                               |                        |                    |                    |                    |                    |                     |
| English . . . . .                             | 10,12,078              | 15,029             | 1,28,292           | 5,47,817           | 8,51,204           | 25,54,420           |
| Vernacular . . . . .                          | 5,28,517               | 1,04,889           | 3,10,459           | 37,439             | 3,80,803           | 18,31,607           |
| Primary Schools . . . . .                     | 55,08,249              | 16,58,256          | 27,51,767          | 3,89,782           | 18,90,217          | 1,21,93,271         |
| <b>TOTALS</b>                                 | <b>99,18,218</b>       | <b>17,93,012</b>   | <b>33,02,753</b>   | <b>32,12,216</b>   | <b>46,13,781</b>   | <b>2,27,39,976</b>  |
| <i>Special.</i>                               |                        |                    |                    |                    |                    |                     |
| Medical Schools . . . . .                     | 2,03,622               | 12,215             | 6,457              | 43,151             | 1,02,602           | 3,68,047            |
| Normal and Training Schools . . . . .         | 14,26,768              | 13,364             | 16,968             | 29,671             | 2,51,279           | 17,36,050           |
| Technical and Industrial Schools . . . . .    | 1,37,182               | 543                | 10,531             | 13,792             | 2,86,295           | 4,48,342            |
| Commercial Schools . . . . .                  | 9,769                  | ..                 | ..                 | 16,399             | 2,954              | 29,122              |
| Agricultural Schools . . . . .                | 360                    | ..                 | ..                 | ..                 | ..                 | 360                 |
| Schools for Adults . . . . .                  | 11,426                 | ..                 | 400                | 4,850              | 23,140             | 39,816              |
| Other schools . . . . .                       | 46,741                 | 4,627              | 2,950              | 15,005             | 57,895             | 1,27,218            |
| <b>TOTALS</b>                                 | <b>18,95,868</b>       | <b>30,748</b>      | <b>37,306</b>      | <b>1,22,868</b>    | <b>7,24,165</b>    | <b>27,50,966</b>    |
| <b>GRAND TOTALS FOR FEMALES</b>               | <b>1,60,58,055</b>     | <b>20,65,607</b>   | <b>36,24,394</b>   | <b>56,15,134</b>   | <b>83,86,896</b>   | <b>3,57,45,086</b>  |
| <b>GRAND TOTALS FOR MALES</b>                 | <b>11,64,34,954</b>    | <b>2,54,43,608</b> | <b>1,13,31,991</b> | <b>5,46,46,234</b> | <b>9,04,99,110</b> | <b>23,85,36,932</b> |
| <b>GRAND TOTALS FOR ALL</b>                   | <b>13,25,38,044</b>    | <b>2,75,09,215</b> | <b>1,49,56,385</b> | <b>6,04,61,768</b> | <b>3,88,17,006</b> | <b>27,42,82,018</b> |

**IV-A.—Race or Creed of Male Scholars receiving General Education.**

|  | Europeans and Anglo-Indians. | Indian Christians. | Hindus.*   | Muhammadians. | Buddhists. | Parsis. | Sikhs.    | Others.   | Total.           |                     |
|--|------------------------------|--------------------|------------|---------------|------------|---------|-----------|-----------|------------------|---------------------|
|  | 1                            | 2                  | 3          | 4             | 5          | 6       | 7         | 8         | 9                |                     |
| <b>TOTAL POPULATION</b>                              | 162,740                      | 1,425,266          | 68,982,215 | 31,116,449    | 5,672,897  | 46,001  | 1,345,875 | 2,254,238 | 126,966,211      |                     |
| <b>School Education.</b>                             |                              |                    |            |               |            |         |           |           |                  |                     |
| <i>Classes.</i>                                      |                              |                    |            |               |            |         |           |           |                  |                     |
| <b>Primary</b>                                       | I                            | 6,362              | 95,746     | 2,728,254     | 1,207,978  | 136,876 | 1,174     | 46,402    | 71,273           | 4,294,065           |
|  | II                           | 2,514              | 38,072     | 1,046,009     | 427,362    | 41,123  | 780       | 32,301    | 23,706           | 1,611,867           |
|  | III                          | 2,717              | 28,949     | 795,541       | 277,918    | 29,808  | 790       | 17,044    | 17,387           | 1,170,149           |
|  | IV                           | 2,407              | 23,088     | 566,958       | 156,660    | 19,696  | 826       | 13,615    | 10,664           | 798,954             |
|  | V                            | 2,165              | 13,651     | 339,594       | 91,326     | 9,886   | 789       | 9,494     | 3,762            | 470,577             |
| <b>† Middle</b>                                      | VI                           | 2,293              | 9,570      | 233,201       | 59,468     | 8,790   | 922       | 7,272     | 2,253            | 318,679             |
|  | VII                          | 2,071              | 7,682      | 179,457       | 43,505     | 9,577   | 903       | 6,138     | 1,546            | 250,881             |
|  | VIII                         | 1,522              | 5,833      | 124,006       | 30,619     | 1,856   | 303       | 5,272     | 826              | 170,737             |
| <b>† High</b>  | IX                           | 872                | 3,333      | 81,227        | 16,415     | 1,871   | 838       | 3,513     | 681              | 106,750             |
|  | X                            | 784                | 2,564      | 66,272        | 12,857     | 1,599   | 690       | 2,607     | 478              | 87,851              |
|  |                              | 306                | 1,922      | 49,032        | 6,818      | 183     | 640       | 42        | 184              | 59,079              |
|  |                              | 39                 | 195        | 9,806         | 1,226      | ...     | 673       | 23        | 54               | 11,885              |
| <b>TOTALS</b>  | 23,962                       | 230,605            | 6,214,157  | 2,332,222     | 261,212    | 9,828   | 143,672   | 132,816   | 9,348,474<br>(a) |                     |
| <b>University and Intermediate Education.</b>        |                              |                    |            |               |            |         |           |           |                  |                     |
| <b>Intermediate classes.</b>                         | 1st year                     | 137                | 628        | 16,048        | 2,514      | 225     | 297       | 666       | 134              | 20,649              |
|  | 2nd year                     | 185                | 578        | 15,947        | 2,628      | 329     | 174       | 627       | 136              | 29,549              |
| <b>Degree classes</b>                                | 1st year                     | 48                 | 345        | 8,039         | 1,432      | 97      | 82        | 216       | 46               | 10,305              |
|  | 2nd year                     | 49                 | 415        | 9,371         | 1,843      | 150     | 77        | 215       | 75               | 12,695              |
|  | 3rd year                     | 2                  | 16         | 309           | (b)78      | ...     | ...       | 7         | 2                | (b)414              |
| <b>Post-graduates classes.</b>                       | 1st year                     | 3                  | 46         | 1,915         | 302        | 3       | 16        | 85        | 10               | 2,330               |
|  | 2nd year                     | 1                  | 19         | 1,196         | 229        | 1       | 9         | 35        | 6                | 1,496               |
| <b>Research Students</b>                             |                              | ...                | ...        | 102           | 8          | ...     | 2         | 8         | ...              | 120                 |
| <b>TOTALS</b>  |                              | 375                | 2,047      | 53,427        | 9,029      | 805     | 657       | 1,809     | 409              | (c) & (d)<br>69,498 |
| <b>No. of scholars in recognised institutions.</b>   |                              | 24,337             | 232,652    | 6,367,584     | 2,341,251  | 262,017 | 10,485    | 145,481   | 133,225          | 9,417,972           |
| <b>No. of scholars in unrecognised institutions.</b> |                              | 12                 | 4,386      | 140,414       | 165,922    | 185,866 | 112       | 5,582     | 5,871            | 508,165             |
| <b>GRAND TOTALS</b>                                  |                              | 24,349             | 237,038    | 6,407,998     | 2,507,173  | 447,883 | 10,597    | 151,063   | 139,096          | 9,926,137           |

\* See explanation No. 9 on page 56.

† Lines differentiating the stages of instruction cannot be drawn as there is no uniformity in the different provinces as to the stages where the High and Middle Departments begin.

‡ Excludes 21,453, 63,724 and 1,816 persons not enumerated by religion in Burma and in the Administered Areas in the Hyderabad and Baroda States respectively.

(a) Excludes 50 boys reading classics and one pupil of St. Edmund's College in Assam.

(b) Includes 4 students in the 4th year class in North-West Frontier Province.

(c) Includes 816 Hindus and 124 Muhammadans in U. P. not shown in details.

(d) Excludes 154 scholars of one Oriental College in the Punjab and 66 scholars of the Ravenshaw College in Bihar and Orissa reading Law only, also excludes 4,865 and 1,801 scholars reading in school stages in colleges in the United Provinces and in the Punjab respectively, and includes one pupil of St. Edmund's College in Assam.

## IV-B.—Race or Creed of Female Scholars receiving General Education.

|  | Europeans and Anglo-Indians. | Indian Christians. | Hindus.*   | Muham-<br>madans. | Bud-<br>dhists. | Parsis. | Sikhs.    | Others. † | Total.        |
|--|------------------------------|--------------------|------------|-------------------|-----------------|---------|-----------|-----------|---------------|
|  | 1                            | 2                  | 3          | 4                 | 5               | 6       | 7         | 8         | 9             |
| <b>TOTAL POPULATION.</b>                                       | 96,166                       | 1,374,099          | 80,246,265 | 28,370,092        | 5,815,506       | 42,777  | 1,020,867 | 3,243,244 | 120,209,096 † |
| <b>School Education.</b>                                       |                              |                    |            |                   |                 |         |           |           |               |
| <b>Primary</b>   |                              |                    |            |                   |                 |         |           |           |               |
| <b>Classes.</b>  |                              |                    |            |                   |                 |         |           |           |               |
| I  | 6,899                        | 70,457             | 788,205    | 368,359           | 108,106         | 1,536   | 12,407    | 12,002    | 1,967,771     |
| II   | 2,494                        | 20,353             | 200,417    | 70,825            | 38,454          | 849     | 3,893     | 2,936     | 340,221       |
| III  | 2,628                        | 15,782             | 124,870    | 34,833            | 13,791          | 1,021   | 2,463     | 1,933     | 197,931       |
| IV   | 2,516                        | 11,848             | 67,529     | 12,772            | 7,478           | 925     | 1,707     | 890       | 105,665       |
| V  | 2,260                        | 7,871              | 32,643     | 4,918             | 2,316           | 722     | 1,084     | 432       | 52,246        |
| <b>Middle:</b>   |                              |                    |            |                   |                 |         |           |           |               |
| VI   | 2,121                        | 5,851              | 13,738     | 1,615             | 1,818           | 792     | 339       | 231       | 26,505        |
| VII  | 1,660                        | 4,784              | 8,264      | 938               | 1,894           | 611     | 214       | 134       | 18,479        |
| VIII   | 1,215                        | 3,051              | 3,970      | 427               | 266             | 470     | 179       | 97        | 9,675         |
| <b>High</b>  |                              |                    |            |                   |                 |         |           |           |               |
| IX   | 611                          | 1,242              | 1,884      | 203               | 202             | 425     | 78        | 59        | 4,704         |
| X  | 583                          | 879                | 1,358      | 100               | 151             | 311     | 28        | 46        | 3,456         |
|  | 210                          | 565                | 959        | 33                | 3               | 241     | 1         | 26        | 2,088         |
|  | 18                           | 97                 | 370        | 8                 | ...             | 248     | 2         | 17        | 755           |
| <b>TOTALS</b>  | 23,210                       | 142,730            | 1,244,207  | 495,031           | 174,479         | 7,991   | 22,393    | 18,803    | 2,128,836 (a) |
| <b>University and Inter-<br/>mediate Education.</b>            |                              |                    |            |                   |                 |         |           |           |               |
| <b>Intermediate</b>  |                              |                    |            |                   |                 |         |           |           |               |
| 1st year   | 48                           | 186                | 490        | 28                | 23              | 60      | 9         | 21        | 805           |
| 2nd year   | 51                           | 167                | 317        | 20                | 25              | 30      | 8         | 16        | 634           |
| <b>Degree</b>  |                              |                    |            |                   |                 |         |           |           |               |
| 1st year   | 23                           | 112                | 177        | 10                | 8               | 29      | 2         | 11        | 377           |
| 2nd year   | 25                           | 105                | 143        | 3                 | 9               | 33      | ...       | 6         | 324           |
| 3rd year   | ...                          | 2                  | 11         | ...               | ...             | ...     | ...       | ...       | 13            |
| <b>Post-grad-<br/>uate</b>                                     |                              |                    |            |                   |                 |         |           |           |               |
| 1st year   | 2                            | 15                 | 52         | ...               | 3               | 2       | ...       | ...       | 74            |
| 2nd year   | ...                          | 5                  | 21         | ...               | ...             | 3       | 1         | ...       | 30            |
| <b>Research students</b>                                       | ...                          | 1                  | ...        | ...               | ...             | ...     | ...       | ...       | 1             |
| <b>TOTALS</b>  | 154                          | 593                | 1,151      | 61                | 68              | 157     | 20        | 54        | 2,358 (b)     |
| <b>No. of scholars in<br/>recognised insti-<br/>tutions</b>    | 23,364                       | 143,323            | 1,245,358  | 495,092           | 174,547         | 8,138   | 22,415    | 18,857    | 2,131,094     |
| <b>No. of scholars in<br/>unrecognised insti-<br/>tutions.</b> | ...                          | 3,105              | 24,332     | 74,066            | 3,414           | 118     | 3,406     | 898       | 108,359       |
| <b>GRAND TOTALS</b>  | 23,364                       | 145,428            | 1,269,690  | 569,178           | 177,961         | 8,256   | 25,821    | 19,755    | 2,239,453     |

\* See explanation No. 9 on page 56.

† Excludes 21,640, 55,815 and 1,118 persons not enumerated by religion in Burma and in the Administered Areas in the Hyderabad and Bareda States, respectively.

‡ Lives differentiating the stages of instruction cannot be drawn as there is no uniformity in the different provinces as to the stages where the High and Middle Departments begin.

(a) Excludes 41 girls reading classics in Assam.

(b) Excludes 96 and 348 scholars reading in School stages in colleges in the United Provinces and Bangalore respectively.

**V-A.—Race or Creed of Male Scholars receiving Vocational and Special Education.**

|  | Europeans and Anglo-Indians. | Indian Christians. | Hindus.*       | Muham-<br>madans. | Bud-<br>dhists. | Parsees.   | Sikhs.       | Others.      | Total.         |
|--|------------------------------|--------------------|----------------|-------------------|-----------------|------------|--------------|--------------|----------------|
|  | 1                            | 2                  | 3              | 4                 | 5               | 6          | 7            | 8            | 9              |
| <i>School Education.</i>                       |                              |                    |                |                   |                 |            |              |              |                |
| Art Schools                                    | 4                            | 103                | 1,367          | 279               | 33              | 26         | 17           | 6            | 2,333          |
| Law Schools                                    | ...                          | ..                 | 144            | 15                | ...             | ...        | ...          | ...          | 159            |
| Medical Schools                                | 34                           | 163                | 4,916          | 962               | 36              | ...        | 124          | 13           | 6,253          |
| Normal and Training Schools.                   | 4                            | 2,478              | 15,991         | 5,208             | 1,316           | ...        | 521          | 180          | 25,696         |
| Engineering and Surveying Schools.             | 37                           | 56                 | 1,754          | 148               | 137             | 18         | 69           | 9            | 2,218          |
| Technical and Industrial Schools.              | 488                          | 2,804              | 12,055         | 6,447             | 97              | 164        | 545          | 460          | 23,060         |
| Commercial Schools                             | 100                          | 496                | 5,126          | 546               | 297             | 284        | 95           | 31           | 6,977          |
| Agricultural Schools                           | ...                          | 89                 | 373            | 70                | 1               | ...        | ...          | 1            | 594            |
| Reformatory Schools                            | 6                            | 116                | 1,547          | 809               | 73              | 2          | 5            | 9            | 2,567          |
| Schools for Defectives                         | 25                           | 199                | 538            | 80                | 10              | 11         | 1            | 5            | 869            |
| Schools for Adults                             | ...                          | 584                | 43,541         | 50,320            | 310             | 6          | 5,419        | 627          | 100,907        |
| Other schools                                  | 6                            | 351                | 42,069         | 88,229            | 12,129          | 96         | 353          | 383          | 143,617(a)     |
| <b>TOTALS</b>                                  | <b>704</b>                   | <b>7,446</b>       | <b>129,921</b> | <b>153,013</b>    | <b>14,628</b>   | <b>607</b> | <b>7,149</b> | <b>1,724</b> | <b>315,192</b> |
| <i>University and Inter-mediate Education.</i> |                              |                    |                |                   |                 |            |              |              |                |
| Law  | 6                            | 118                | 5,834          | 1,277             | 65              | 59         | 86           | 33           | 7,476(b)       |
| Medicine                                       | 50                           | 194                | 2,791          | 418               | 28              | 33         | 87           | 5            | 3,611          |
| Education                                      | 31                           | 50                 | 700            | 316               | 4               | 1          | 46           | 5            | 1,215          |
| Engineering                                    | 34                           | 50                 | 1,583          | 156               | 21              | 23         | 67           | 26           | 1,960(c)       |
| Agriculture                                    | 3                            | 11                 | 632            | 169               | 28              | 6          | 65           | 10           | 944            |
| Commerce                                       | 1                            | 53                 | 1,556          | 90                | 4               | 52         | 16           | 11           | 1,763          |
| Forestry                                       | 7                            | 6                  | 52             | 27                | 8               | ...        | 2            | ...          | 102            |
| Veterinary Science                             | ...                          | 25                 | 296            | 101               | 1               | ...        | 30           | ...          | 464            |
| <b>TOTALS</b>                                  | <b>132</b>                   | <b>467</b>         | <b>13,506</b>  | <b>2,554</b>      | <b>159</b>      | <b>179</b> | <b>430</b>   | <b>90</b>    | <b>17,537</b>  |
| <b>GRAND TOTALS</b>                            | <b>836</b>                   | <b>7,913</b>       | <b>143,427</b> | <b>155,567</b>    | <b>14,787</b>   | <b>786</b> | <b>7,579</b> | <b>1,814</b> | <b>332,729</b> |

\* See explanation No. 9 on page 56

(a) Includes 2,327 pupils of 141 Sanskrit Tols (in Assam), the expenditure incurred on which was Rs. 22,500 from Government Funds. These statistics are omitted from General Summaries and other Tables.

(b) Includes 86 students of the Ravenshaw College in Bihar and Orissa (shown against Arts and Science in table II-A) reading Law only.

(c) Excludes 171 students not reading the University Course in Bihar and Orissa.

## V-B.—Race or Creed of Female Scholars receiving Vocational and Special Education.

|   | Europeans and Anglo-Indians. | Indian Christians. | Hindus*      | Muham-<br>madans. | Bud-<br>dhists. | Parseis.   | Sikhs.     | Others.    | Total.        |
|---|------------------------------|--------------------|--------------|-------------------|-----------------|------------|------------|------------|---------------|
|   | 1                            | 2                  | 3            | 4                 | 5               | 6          | 7          | 8          | 9             |
| <b>SCHOOL EDUCATION.</b>                      |                              |                    |              |                   |                 |            |            |            |               |
| Medical Schools . . . . .                     | 20                           | 319                | 169          | 30                | 6               | 1          | 23         | 12         | 580           |
| Normal and Training Schools . . . . .         | 256                          | 2,766              | 2,050        | 525               | 599             | 29         | 134        | 23         | 6,882         |
| Technical and Industrial Schools . . . . .    | 96                           | 2,501              | 2,082        | 174               | 62              | 2          | 34         | 107        | 5,058         |
| Commercial Schools . . . . .                  | 338                          | 34                 | 7            | ...               | 22              | 20         | ...        | 11         | 432           |
| Agricultural Schools . . . . .                | ...                          | 46                 | ...          | ...               | ...             | ...        | ...        | 4          | 50            |
| Schools for Adults . . . . .                  | ...                          | 13                 | 1,237        | 201               | 18              | 73         | 56         | ...        | 1,596         |
| Other Schools . . . . .                       | 53                           | 480                | 2,074        | 642               | 545             | 102        | 37         | 246        | 4,179         |
| <b>TOTALS</b> . . . . .                       | <b>763</b>                   | <b>6,159</b>       | <b>7,619</b> | <b>1,572</b>      | <b>1,252</b>    | <b>237</b> | <b>284</b> | <b>403</b> | <b>18,279</b> |
| <b>UNIVERSITY AND INTERMEDIATE EDUCATION.</b> |                              |                    |              |                   |                 |            |            |            |               |
| Medicine . . . . .                            | 41                           | 47                 | 109          | 7                 | 1               | 16         | 9          | 3          | 235           |
| Education . . . . .                           | 85                           | 48                 | 37           | 1                 | 1               | 3          | 1          | 10         | 166           |
| Law . . . . .                                 | 2                            | 4                  | 6            | ...               | ...             | 2          | ...        | ...        | 14            |
| Agriculture . . . . .                         | ...                          | ...                | 1            | ...               | ...             | ...        | ...        | ...        | 1             |
| Commerce . . . . .                            | ...                          | 1                  | ...          | ...               | ...             | 2          | ...        | ...        | 3             |
| <b>TOTALS</b> . . . . .                       | <b>128</b>                   | <b>100</b>         | <b>153</b>   | <b>8</b>          | <b>2</b>        | <b>25</b>  | <b>10</b>  | <b>13</b>  | <b>439</b>    |
| <b>GRAND TOTALS</b> . . . . .                 | <b>891</b>                   | <b>6,259</b>       | <b>7,772</b> | <b>1,580</b>      | <b>1,254</b>    | <b>252</b> | <b>294</b> | <b>416</b> | <b>18,718</b> |

\* See explanation No. 9 on page 56.

## VI-A.—Men Teachers.

| CLASS OF INSTITUTIONS.     | TRAINED TEACHERS WITH THE FOLLOWING EDUCATIONAL QUALIFICATIONS. |                                |                       |                        |                       | UNTRAINED TEACHERS.  |                  |                       |                  | Total Trained Teachers. | Total un-trained Teachers. | Grand totals of Teachers. |
|----------------------------|---|--------------------------------|-----------------------|------------------------|-----------------------|----------------------|------------------|-----------------------|------------------|-------------------------|----------------------------|---------------------------|
|                            | A Degree.   | Passed Metric or School Final. | Passed Middle School. | Passed Primary School. | Lower qualifications. | Possessing a degree. |                  | Possessing no degree. |                  |                         |                            |                           |
|                            |   |                                |                       |                        |                       | Certificated.        | Un-certificated. | Certificated.         | Un-certificated. |                         |                            |                           |
|                            |   |                                |                       |                        |                       | 6                    | 7                | 8                     | 9                |                         |                            |                           |
| 1                          | 2   | 3                              | 4                     | 5                      | 6                     | 7                    | 8                | 9                     | 10               | 11                      | 12                         |                           |
| <i>Primary Schools.</i>    |   |                                |                       |                        |                       |                      |                  |                       |                  |                         |                            |                           |
| Government                 | 1   | 188                            | 1,469                 | 1,739                  | 37                    | 3                    | 1                | 271                   | 883              | 3,434                   | 1,158                      | 4,592                     |
| Local Board and Municipal. | 11  | 2,026                          | 50,067                | 39,739                 | 490                   | 110                  | 66               | 6,260                 | 38,425           | 92,353                  | 44,881                     | 137,234                   |
| Aided . . . .              | 45  | 1,861                          | 27,181                | 18,624                 | 888                   | 51                   | 124              | 27,306                | 81,569           | 46,549                  | 109,050                    | 157,599                   |
| Unaided . . . .            | 1   | 48                             | 1,035                 | 549                    | 12                    | 1                    | 4                | 3,047                 | 9,769            | 1,645                   | 12,821                     | 14,466                    |
| TOTALS                     | 58  | 4,123                          | 79,722                | 60,651                 | 1,427                 | 165                  | 215              | 36,884                | 130,646          | 145,981                 | 167,910                    | 313,891                   |
| <i>Middle Schools.</i>     |   |                                |                       |                        |                       |                      |                  |                       |                  |                         |                            |                           |
| Government                 | 61  | 418                            | 362                   | 13                     | 5                     | 11                   | 23               | 61                    | 166              | 879                     | 200                        | 1,079                     |
| Local Board and Municipal. | 301   | 1,604                          | 18,669                | 822                    | 906                   | 35                   | 164              | 692                   | 5,363            | 21,695                  | 6,254                      | 27,949                    |
| Aided . . . .              | 217   | 1,212                          | 4,008                 | 1,331                  | 393                   | 171                  | 451              | 4,066                 | 5,065            | 7,063                   | 2,762                      | 16,825                    |
| Unaided . . . .            | 49  | 160                            | 860                   | 53                     | 5                     | 88                   | 126              | 1,004                 | 1,926            | 1,127                   | 3,093                      | 4,220                     |
| TOTALS                     | 628   | 3,394                          | 23,810                | 2,219                  | 611                   | 255                  | 762              | 5,812                 | 12,460           | 39,764                  | 19,309                     | 59,073                    |
| <i>High Schools.</i>       |   |                                |                       |                        |                       |                      |                  |                       |                  |                         |                            |                           |
| Government                 | 2,237   | 1,264                          | 865                   | 56                     | 154                   | 139                  | 354              | 300                   | 720              | 4,566                   | 1,513                      | 6,079                     |
| Local Board and Municipal. | 1,081   | 1,357                          | 358                   | 64                     | 399                   | 119                  | 205              | 159                   | 645              | 3,259                   | 1,128                      | 4,387                     |
| Aided . . . .              | 3,256   | 3,261                          | 2,924                 | 409                    | 695                   | 1,986                | 3,026            | 3,177                 | 5,838            | 9,895                   | 14,027                     | 23,922                    |
| Unaided . . . .            | 197   | 196                            | 474                   | 23                     | 5                     | 1,361                | 1,164            | 1,579                 | 2,566            | 897                     | 6,669                      | 7,566                     |
| TOTALS                     | 6,771   | 6,090                          | 4,021                 | 552                    | 1,183                 | 3,605                | 4,749            | 5,215                 | 9,768            | 18,617                  | 27,337                     | 41,954                    |
| GRAND TOTALS               | 7,457   | 13,699                         | 107,653               | 63,422                 | 3,221                 | 4,025                | 5,726            | 47,911                | 152,894          | 195,362                 | 210,556                    | 405,918                   |



## VI-B.—Women Teachers.

| CLASS OF INSTITUTIONS.     | TRAINED TEACHERS WITH THE FOLLOWING EDUCATIONAL QUALIFICATIONS |                                |                       |                        |                        | UNTRAINED TEACHERS.  |                   |                       |                   | Total Trained Teachers. | Total Un-trained Teachers. | Grand totals of Teachers. |
|----------------------------|--|--------------------------------|-----------------------|------------------------|------------------------|----------------------|-------------------|-----------------------|-------------------|-------------------------|----------------------------|---------------------------|
|                            | A. De-gree.  | Passed Matric or School Final. | Passed Middle School. | Passed Primary School. | Lower quali-fications. | Possessing a degree. |                   | Possessing no degree. |                   |                         |                            |                           |
|                            |  |                                |                       |                        |                        | Certifi-cated.       | Un-certifi-cated. | Certifi-cated.        | Un-certifi-cated. |                         |                            |                           |
| 1                          | 2  | 3                              | 4                     | 5                      | 6                      | 7                    | 8                 | 9                     | 10                | 11                      | 12                         |                           |
| <i>Primary Schools.</i>    |  |                                |                       |                        |                        |                      |                   |                       |                   |                         |                            |                           |
| Government . . . . .       | ...  | 76                             | 330                   | 268                    | 1                      | ...                  | ...               | 25                    | 412               | 675                     | 437                        | 1,112                     |
| Local Board and Municipal. | ...  | 173                            | 2,477                 | 4,246                  | 115                    | 1                    | 8                 | 352                   | 4,734             | 7,011                   | 5,095                      | 12,106                    |
| Aided . . . . .            | 20   | 461                            | 3,449                 | 2,570                  | 374                    | 9                    | 37                | 2,076                 | 7,898             | 6,874                   | 10,020                     | 16,894                    |
| Unaided . . . . .          | 2  | 7                              | 81                    | 70                     | 2                      | ...                  | 4                 | 219                   | 766               | 162                     | 969                        | 1,151                     |
| <b>TOTALS</b> . . . . .    | <b>22</b>  | <b>717</b>                     | <b>6,337</b>          | <b>7,154</b>           | <b>492</b>             | <b>10</b>            | <b>49</b>         | <b>2,673</b>          | <b>13,810</b>     | <b>14,722</b>           | <b>16,541</b>              | <b>31,263</b>             |
| <i>Middle Schools.</i>     |  |                                |                       |                        |                        |                      |                   |                       |                   |                         |                            |                           |
| Government . . . . .       | 25   | 88                             | 290                   | 73                     | 3                      | 4                    | 11                | 10                    | 238               | 479                     | 263                        | 742                       |
| Local Board and Municipal. | 5  | 34                             | 263                   | 140                    | 20                     | 1                    | 8                 | 25                    | 249               | 462                     | 283                        | 745                       |
| Aided . . . . .            | 69   | 632                            | 1,263                 | 690                    | 191                    | 25                   | 56                | 272                   | 1,199             | 3,845                   | 1,554                      | 4,399                     |
| Unaided . . . . .          | 2  | 8                              | 44                    | 6                      | 2                      | ...                  | 1                 | 19                    | 77                | 62                      | 97                         | 169                       |
| <b>TOTALS</b> . . . . .    | <b>101</b>   | <b>762</b>                     | <b>1,860</b>          | <b>909</b>             | <b>216</b>             | <b>30</b>            | <b>78</b>         | <b>326</b>            | <b>1,763</b>      | <b>3,848</b>            | <b>2,197</b>               | <b>6,045</b>              |
| <i>High Schools.</i>       |  |                                |                       |                        |                        |                      |                   |                       |                   |                         |                            |                           |
| Government . . . . .       | 89   | 239                            | 173                   | 11                     | 30                     | 14                   | 54                | 13                    | 81                | 542                     | 162                        | 704                       |
| Local Board and Municipal. | 6  | 11                             | 14                    | 21                     | 5                      | ...                  | ...               | 2                     | 3                 | 56                      | 5                          | 61                        |
| Aided . . . . .            | 342  | 1,095                          | 476                   | 178                    | 47                     | 96                   | 182               | 172                   | 666               | 2,138                   | 1,116                      | 3,254                     |
| Unaided . . . . .          | 6  | 10                             | 5                     | 3                      | ...                    | ...                  | 8                 | 5                     | 27                | 24                      | 40                         | 64                        |
| <b>TOTALS</b> . . . . .    | <b>443</b>   | <b>1,355</b>                   | <b>663</b>            | <b>213</b>             | <b>82</b>              | <b>110</b>           | <b>244</b>        | <b>192</b>            | <b>777</b>        | <b>2,760</b>            | <b>1,323</b>               | <b>4,083</b>              |
| <b>GRAND TOTALS</b>        | <b>565</b>   | <b>2,834</b>                   | <b>8,865</b>          | <b>8,276</b>           | <b>790</b>             | <b>150</b>           | <b>371</b>        | <b>3,190</b>          | <b>16,350</b>     | <b>21,330</b>           | <b>20,061</b>              | <b>41,391</b>             |

## VII.—European Education.

Total European and Anglo-Indian population

Male 162,740  
Female 96,168

Total 258,908

Percentage to European and Anglo-Indian population of those at school.

Males  
18.45Females  
28.84Total.  
22.31

|  | Institutions. | Scholars on roll on March 31st. | Number of females in institutions for males and vice versa. | Number of Non-Europeans on roll. | TEACHERS.    |              | EXPENDITURE FROM |               |                  |                  |                    |
|--|---------------|---------------------------------|---|----------------------------------|--------------|--------------|------------------|---------------|------------------|------------------|--------------------|
|  |               |                                 |   |                                  | Trained.     | Untrained.   | Govt. funds.     | Local funds.* | Fees.            | Other sources.   | Total expenditure. |
|  | 1             | 2                               | 3   | 4                                | 5            | 6            | 7                | 8             | 9                | 10               | 11                 |
| <i>Institutions for Males.</i>   |               |                                 |   |                                  |              |              |                  |               |                  |                  |                    |
| Arts Colleges  | 6             | 177                             | ...   | 15                               | 47           | 11           | 1,30,095         | ...           | 1,39,017         | 61,362           | 3,30,474           |
| Training Colleges  | 1             | 28                              | ...   | ...                              | ...          | ...          | 22,399           | ...           | ...              | ...              | 22,399             |
| High Schools   | 75            | 18,719                          | 908   | 4,194                            | 702          | 349          | 11,97,558        | 16,911        | 14,23,637        | 7,03,477         | 33,41,563          |
| Middle Schools   | 34            | 4,206                           | 1,818   | 837                              | 153          | 87           | 1,64,736         | 200           | 1,24,914         | 1,30,621         | 4,22,471           |
| Primary Schools  | 44            | 2,820                           | 910   | 942                              | 123          | 51           | 50,137           | 2,133         | 69,017           | 1,02,124         | 2,58,416           |
| Training Schools   | ...           | ...                             | ...   | ...                              | ...          | ...          | 1,589            | ...           | ...              | ...              | 1,539              |
| Technical and Industrial Schools   | 2             | 209                             | ...   | 43                               | 7            | ...          | 13,680           | ...           | 4,558            | 13,445           | 30,663             |
| Commercial Schools   | ...           | ...                             | ...   | ...                              | ...          | ...          | ...              | ...           | ...              | ...              | ...                |
| Other schools  | 1             | 30                              | 9   | ...                              | 2            | 1            | 9,373            | ...           | ...              | ...              | 9,373              |
| <b>TOTALS</b>  | <b>163</b>    | <b>26,179</b>                   | <b>3,140</b>  | <b>5,431</b>                     | <b>1,032</b> | <b>499</b>   | <b>16,21,517</b> | <b>19,249</b> | <b>17,61,143</b> | <b>10,10,029</b> | <b>44,11,983</b>   |
| <i>Institutions for Females.</i>   |               |                                 |   |                                  |              |              |                  |               |                  |                  |                    |
| Arts Colleges  | 1             | 359                             | ...   | 100                              | 18           | 6            | 9,387            | ...           | 11,871           | 9,618            | 30,876             |
| Training Colleges  | 2             | 55                              | ...   | 2                                | 8            | 2            | 43,185           | ...           | 5,045            | 5,236            | 53,466             |
| High Schools   | 104           | 19,008                          | 3,888   | 3,337                            | 945          | 463          | 11,57,644        | 31,077        | 11,28,743        | 4,93,654         | 28,11,118          |
| Middle Schools   | 63            | 7,258                           | 1,979   | 1,433                            | 328          | 145          | 3,01,357         | 16,583        | 2,47,956         | 2,31,873         | 7,97,779           |
| Primary Schools  | 73            | 4,497                           | 1,624   | 1,110                            | 147          | 122          | 1,20,728         | 4,951         | 1,26,400         | 1,66,382         | 4,18,461           |
| Training Schools   | 10            | 206                             | ...   | 22                               | 39           | 4            | 64,996           | ...           | 16,100           | 16,569           | 97,665             |
| Technical and Industrial Schools   | 1             | 92                              | ...   | 23                               | 2            | 3            | 700              | ...           | ...              | 1,659            | 2,359              |
| Commercial Schools   | 5             | 96                              | ...   | 3                                | 7            | 4            | 8,449            | ...           | 11,067           | 2,639            | 23,175             |
| Other schools  | 1             | 19                              | ...   | ...                              | 1            | 1            | 6,730            | ...           | ...              | 3,030            | 9,760              |
| <b>TOTALS</b>  | <b>260</b>    | <b>31,590</b>                   | <b>3,991</b>  | <b>6,660</b>                     | <b>1,433</b> | <b>690</b>   | <b>17,13,176</b> | <b>52,631</b> | <b>15,47,202</b> | <b>9,30,660</b>  | <b>42,43,659</b>   |
| <b>GRAND TOTALS FOR INSTITUTIONS.</b>  | <b>423</b>    | <b>57,769</b>                   | <b>...</b>  | <b>12,111</b>                    | <b>2,525</b> | <b>1,189</b> | <b>33,34,693</b> | <b>71,870</b> | <b>32,06,345</b> | <b>19,40,689</b> | <b>86,55,597</b>   |
| Expenditure on buildings includes Rs. 64,117 spent by the Public Works Department. |               |                                 |   | Inspection                       |              |              | 1,32,736         | ...           | ...              | ...              | 1,32,736           |
| "Miscellaneous" includes the following main items:—                                |               |                                 |   | Buildings, etc.                  |              |              | 5,67,924         | ...           | 96,098           | 9,66,563         | 16,32,605          |
| Scholarships, hostel charges and other contingent charges.                         |               |                                 |   | Miscellaneous                    |              |              | 10,51,379        | 3,180         | 27,11,474        | 18,82,429        | 56,48,462          |
|  |               |                                 |   | <b>TOTALS</b>                    |              |              | <b>17,52,069</b> | <b>3,180</b>  | <b>28,09,572</b> | <b>28,40,012</b> | <b>74,13,853</b>   |
|  |               |                                 |   | <b>GRAND TOTALS</b>              |              |              | <b>50,86,762</b> | <b>75,050</b> | <b>61,17,917</b> | <b>47,89,701</b> | <b>1,60,69,450</b> |

\* Include both District Board and Municipal Funds.

## VIII.—Examination Results.

| Examinations.                      | MALES.               |          |        |                |          |        | FEMALES.             |          |        |                |          |        |
|------------------------------------|----------------------|----------|--------|----------------|----------|--------|----------------------|----------|--------|----------------|----------|--------|
|                                    | NUMBER OF EXAMINEES. |          |        | NUMBER PASSED. |          |        | NUMBER OF EXAMINEES. |          |        | NUMBER PASSED. |          |        |
|                                    | Public.*             | Private. | Total. | Public.*       | Private. | Total. | Public.*             | Private. | Total. | Public.*       | Private. | Total. |
| 1                                  | 2                    | 3        | 4      | 5              | 6        | 7      | 8                    | 9        | 10     | 11             | 12       |        |
| <b>DEGREE EXAMINATIONS.</b>        |                      |          |        |                |          |        |                      |          |        |                |          |        |
| <i>Arts and Science.</i>           |                      |          |        |                |          |        |                      |          |        |                |          |        |
| D. Litt.                           | 1                    | ...      | 1      | 1              | ...      | 1      | ...                  | ...      | ...    | ...            | ...      | ...    |
| Ph. D.                             | ...                  | 10       | 10     | ...            | 3        | 3      | ...                  | ...      | ...    | ...            | ...      | ...    |
| D. Sc.                             | ...                  | 3        | 3      | ...            | 1        | 1      | ...                  | ...      | ...    | ...            | ...      | ...    |
| M. A.                              | 1,222                | 493      | 1,715  | 824            | 280      | 1,104  | 38                   | 27       | 65     | 28             | 12       | 40     |
| M. Sc.                             | 455                  | 49       | 504    | 337            | 17       | 354    | 6                    | ...      | 6      | 4              | ...      | 4      |
| B. A. (Honours)                    | 1,528                | 88       | 1,616  | 1,109          | 56       | 1,165  | 79                   | 6        | 85     | 75             | 2        | 77     |
| B. Sc. (Honours)                   | 253                  | 29       | 282    | 157            | 13       | 170    | ...                  | 1        | 1      | ...            | 1        | 1      |
| B. A. (Pass)                       | 8,601                | 5,036    | 13,637 | 3,924          | 1,662    | 5,586  | 162                  | 139      | 301    | 115            | 79       | 194    |
| B. Sc. (Pass)                      | 1,934                | 264      | 2,198  | 1,015          | 121      | 1,136  | 17                   | ...      | 17     | 11             | ...      | 11     |
| <i>Law.</i>                        |                      |          |        |                |          |        |                      |          |        |                |          |        |
| Master of Law                      | ...                  | 30       | 30     | ...            | 7        | 7      | ...                  | ...      | ...    | ...            | ...      | ...    |
| Bachelor of Law                    | 5,060                | 795      | 5,855  | 2,885          | 302      | 3,187  | 10                   | 1        | 11     | 7              | 1        | 8      |
| <i>Medicine.</i>                   |                      |          |        |                |          |        |                      |          |        |                |          |        |
| M. D.                              | 25                   | 15       | 40     | 3              | 8        | 11     | 1                    | ...      | 1      | 1              | ...      | 1      |
| M. B. B. S.                        | 1,069                | ...      | 1,069  | 417            | ...      | 417    | 47                   | ...      | 47     | 24             | ...      | 24     |
| L. M. S.                           | 81                   | ...      | 81     | 10             | ...      | 10     | 4                    | ...      | 4      | ...            | ...      | ...    |
| M. C. P. & S.<br>(Bombay)          | 5                    | ...      | 5      | 2              | ...      | 2      | ...                  | ...      | ...    | ...            | ...      | ...    |
| M. S. F. M. (Calcutta).            | 26                   | ...      | 26     | 12             | ...      | 12     | ...                  | ...      | ...    | ...            | ...      | ...    |
| M. S.                              | 13                   | 5        | 18     | 5              | 1        | 6      | ...                  | ...      | ...    | ...            | ...      | ...    |
| M. Obstetrics                      | ...                  | ...      | ...    | ...            | ...      | ...    | ...                  | ...      | ...    | ...            | ...      | ...    |
| B. Hyg.                            | 9                    | ...      | 9      | 2              | ...      | 2      | ...                  | ...      | ...    | ...            | ...      | ...    |
| D. P. H.                           | 36                   | 1        | 37     | 27             | 1        | 28     | ...                  | ...      | ...    | ...            | ...      | ...    |
| D. O.                              | ...                  | 13       | 13     | ...            | 9        | 9      | ...                  | ...      | ...    | ...            | ...      | ...    |
| B. Sc. (Sanitary)                  | 24                   | 11       | 35     | 22             | 8        | 30     | ...                  | ...      | ...    | ...            | ...      | ...    |
| D. T. M. (Calcutta).               | 8                    | ...      | 8      | 2              | ...      | 2      | ...                  | 1        | 1      | ...            | ...      | ...    |
| <i>Engineering.†</i>               |                      |          |        |                |          |        |                      |          |        |                |          |        |
| Master of C. E.                    | 1                    | ...      | 1      | ...            | ...      | ...    | ...                  | ...      | ...    | ...            | ...      | ...    |
| Bachelor of C. E.                  | 241                  | ...      | 241    | 165            | ...      | 165    | ...                  | ...      | ...    | ...            | ...      | ...    |
| Bachelor of M. E.                  | 95                   | ...      | 95     | 78             | ...      | 78     | ...                  | ...      | ...    | ...            | ...      | ...    |
| Bachelor of Mining and Metallurgy. | 2                    | ...      | 2      | 1              | ...      | 1      | ...                  | ...      | ...    | ...            | ...      | ...    |
| <i>Education.</i>                  |                      |          |        |                |          |        |                      |          |        |                |          |        |
| B. E., B. T., & L. T.              | 779                  | 142      | 921    | 642            | 96       | 738    | 99                   | 23       | 122    | 88             | 14       | 102    |
| <i>Commerce.</i>                   |                      |          |        |                |          |        |                      |          |        |                |          |        |
| Master of Commerce.                | 13                   | 9        | 22     | 11             | 6        | 17     | ...                  | ...      | ...    | ...            | ...      | ...    |
| Bachelor of Commerce.              | 389                  | 100      | 489    | 252            | 47       | 299    | 1                    | ...      | 1      | 1              | ...      | 1      |
| <i>Agriculture.</i>                |                      |          |        |                |          |        |                      |          |        |                |          |        |
| Master of Agriculture.             | 9                    | 4        | 13     | 5              | 1        | 6      | ...                  | ...      | ...    | ...            | ...      | ...    |
| Bachelor of Agriculture.           | 190                  | ...      | 190    | 136            | ...      | 136    | 1                    | ...      | 1      | 1              | ...      | 1      |

\* i.e., appearing from a recognised institution.

† Including the Diploma Examination of the Thomson Civil Engineering College, Roorkee.

## VIII.—Examination Results—contd.

| Examinations.                                | MALES.               |          |         |                |          |         | FEMALES.             |          |        |                |          |        |
|--|----------------------|----------|---------|----------------|----------|---------|----------------------|----------|--------|----------------|----------|--------|
|  | NUMBER OF EXAMINERS. |          |         | NUMBER PASSED. |          |         | NUMBER OF EXAMINERS. |          |        | NUMBER PASSED. |          |        |
|  | Public*.             | Private. | Total.  | Public*.       | Private. | Total.  | Public*.             | Private. | Total. | Public*.       | Private. | Total. |
| 1  | 2                    | 3        | 4       | 5              | 6        | 7       | 8                    | 9        | 10     | 11             | 12       |        |
| <b>INTERMEDIATE EXAMINATIONS</b>             |                      |          |         |                |          |         |                      |          |        |                |          |        |
| Intermediate in Arts †                       | 11,260               | 1,996    | 13,256  | 5,406          | 742      | 6,148   | 400                  | 152      | 552    | 247            | 60       | 327    |
| Intermediate in Science ‡                    | 13,600               | 5,901    | 18,801  | 5,512          | 1,630    | 7,132   | 304                  | 206      | 510    | 176            | 80       | 256    |
| Licentiate of Civil Engineering              | 69                   | ...      | 69      | 59             | ...      | 59      | ...                  | ...      | ...    | ...            | ...      | ...    |
| Licence, Diploma or Certificate in Teaching. | 1,917                | 106      | 2,023   | 1,367          | 65       | 1,432   | 378                  | 10       | 388    | 299            | 6        | 397    |
| Intermediate or Diploma in Commerce.         | 812                  | 23       | 835     | 594            | 9        | 543     | 1                    | ...      | 1      | 1              | ...      | 1      |
| Licentiate of Agriculture.                   | 194                  | ...      | 194     | 163            | ...      | 163     | ...                  | ...      | ...    | ...            | ...      | ...    |
| Veterinary Examinations.                     | 212                  | ...      | 242     | 168            | ...      | 168     | ...                  | ...      | ...    | ...            | ...      | ...    |
| <b>SCHOOL EXAMINATIONS.</b>                  |                      |          |         |                |          |         |                      |          |        |                |          |        |
| (a) On completion of High School course      |                      |          |         |                |          |         |                      |          |        |                |          |        |
| Matriculation                                | 34,725               | 3,004    | 37,729  | 20,609         | 1,084    | 21,693  | 459                  | 385      | 844    | 357            | 193      | 550    |
| School Final, etc.                           | 58,054               | 7,127    | 65,181  | 25,415         | 4,915    | 29,730  | 1,312                | 135      | 1,447  | 845            | 69       | 914    |
| European High School.                        | 286                  | 2        | 288     | 176            | 1        | 177     | 234                  | 8        | 237    | 173            | 2        | 175    |
| Cambridge School certificate.                | 519                  | 192      | 711     | 306            | 30       | 336     | 312                  | 19       | 331    | 293            | 6        | 299    |
| (b) On completion of Middle School course.   |                      |          |         |                |          |         |                      |          |        |                |          |        |
| Cambridge Junior                             | 656                  | 7        | 663     | 436            | ...      | 436     | 472                  | 2        | 474    | 308            | 2        | 310    |
| European Middle                              | 783                  | 136      | 919     | 417            | 76       | 493     | 519                  | 2        | 551    | 346            | 2        | 348    |
| Anglo-Vernacular Middle.                     | 78,525               | 1,837    | 79,562  | 57,938         | 263      | 58,171  | 4,692                | 116      | 4,208  | 2,710          | 35       | 2,745  |
| Vernacular Middle                            | 62,886               | 10,387   | 73,273  | 39,754         | 3,928    | 43,712  | 5,598                | 1,364    | 6,962  | 3,312          | 680      | 3,992  |
| (c) On completion of Primary course.         |                      |          |         |                |          |         |                      |          |        |                |          |        |
| Upper Primary                                | 259,393              | 2,162    | 252,561 | 189,339        | 411      | 189,750 | 16,027               | 152      | 16,224 | 11,351         | 67       | 11,406 |
| Lower Primary                                | 526,808              | 445      | 527,253 | 397,942        | 389      | 398,331 | 64,116               | 78       | 64,194 | 47,877         | 67       | 47,944 |
| (d) On completion of Vocational course       |                      |          |         |                |          |         |                      |          |        |                |          |        |
| For teacher's certificates—                  |                      |          |         |                |          |         |                      |          |        |                |          |        |
| { Vernacular, Higher.                        | 6,926                | 1,076    | 7,402   | 4,628          | 431      | 5,049   | 1,767                | 84       | 1,831  | 1,147          | 56       | 1,203  |
| { Vernacular, Lower.                         | 11,672               | 2,414    | 14,286  | 9,106          | 1,030    | 10,136  | 1,063                | 68       | 1,151  | 679            | 34       | 713    |
| Art Schools                                  | 1,452                | 28       | 1,480   | 754            | 16       | 772     | 15                   | 2        | 17     | 14             | ...      | 14     |
| At Law Schools                               | 37                   | ...      | 37      | 37             | ...      | 37      | ...                  | ...      | ...    | ...            | ...      | ...    |
| At Medical Schools                           | 1,836                | 267      | 1,923   | 881            | 195      | 1,076   | 179                  | 16       | 195    | 138            | 11       | 149    |
| At Engineering Schools†                      | 558                  | 701      | 1,259   | 424            | 500      | 724     | ...                  | ...      | ...    | ...            | ...      | ...    |
| At Technical and Industrial Schools          | 2,969                | 1,513    | 4,482   | 2,446          | 914      | 3,390   | 463                  | 371      | 854    | 318            | 223      | 551    |
| At Commercial Schools.                       | 2,159                | 5,556    | 7,715   | 942            | 1,692    | 2,634   | 45                   | 53       | 98     | 35             | 12       | 47     |
| At Agricultural Schools.                     | 263                  | ...      | 263     | 252            | ...      | 252     | ...                  | ...      | ...    | ...            | ...      | ...    |
| At other Schools.                            | 6,327                | 274      | 6,601   | 3,728          | 144      | 3,932   | 16                   | ...      | 16     | 14             | ...      | 14     |

\* i.e., appearing from a recognised institution. † Include Survey Schools. ‡ Includes figures for Intermediate in Science in Burma.

§ Includes figures for Madras which relate to Intermediate Arts and Science. || Includes figures for Cambridge High School in U P

## TABLE OF CONTENTS.

|   | PAGE<br>(ix) |
|---|--------------|
| <b>PREFACE</b> .. .. .  | 1            |
| <b>CHAPTER I.—MAIN FEATURES AND STATISTICS OF THE QUINQUENNium—</b> |              |
| (i) Poverty and disturbance .. .. .                                 | 1            |
| (ii) The need of a continuous policy .. .. .                        | 3            |
| (iii) Schools and pupils .. .. .                                    | 6            |
| (iv) Educational expenditure .. .. .                                | 17           |
| (v) Variations between provinces .. .. .                            | 26           |
| <b>CHAPTER II.—GOVERNANCE AND ADMINISTRATION—</b>                   |              |
| (i) The Central Government .. .. .                                  | 33           |
| (ii) Provincial headquarters staffs .. .. .                         | 37           |
| (iii) Inspection .. .. .  | 38           |
| (iv) Local Bodies .. .. .   | 41           |
| (v) The Educational Services .. .. .                                | 47           |
| (vi) The Legislatures and Education .. .. .                         | 52           |
| (vii) Committees and Conferences .. .. .                            | 55           |
| <b>CHAPTER III.—UNIVERSITIES—</b>                                   |              |
| (i) Retrospect .. .. .  | 57           |
| (ii) Affiliating universities .. .. .                               | 63           |
| (iii) Unitary universities .. .. .                                  | 70           |
| (iv) Future prospects .. .. .                                       | 75           |
| (v) School foundations .. .. .                                      | 83           |
| (vi) General activities, conduct and discipline .. .. .             | 87           |
| <b>CHAPTER IV.—SECONDARY EDUCATION (BOYS)—</b>                      |              |
| (i) The drift to college and unemployment .. .. .                   | 90           |
| (ii) Secondary schools and their management .. .. .                 | 102          |
| (iii) The machinery of control .. .. .                              | 107          |
| (iv) Expenditure .. .. .  | 110          |
| (v) The medium of instruction and the teaching of English .. .. .   | 114          |
| (vi) Teaching and teachers .. .. .                                  | 118          |
| (vii) Secondary education in rural areas .. .. .                    | 120          |
| <b>CHAPTER V.—PRIMARY EDUCATION OF BOYS—</b>                        |              |
| (i) Statistical difficulties .. .. .                                | 125          |
| (ii) Schools and their distribution .. .. .                         | 126          |
| (iii) Enrolment .. .. .   | 134          |
| (iv) Expenditure .. .. .  | 137          |
| (v) Wastage .. .. .   | 139          |
| (vi) School organisation and administration .. .. .                 | 144          |
| (vii) Teachers and teaching .. .. .                                 | 149          |
| (viii) Compulsory education .. .. .                                 | 156          |

**CHAPTER VI.—THE EDUCATION OF GIRLS AND WOMEN—**

|  |     |
|--|-----|
| (i) Increasing interest ; inadequate support               | 163 |
| (i') Co-education  | 170 |
| (iii) Primary education                                    | 173 |
| (iv) The provision and training of primary school teachers | 179 |
| (v) Secondary schools for girls                            | 182 |
| (vi) Collegiate education                                  | 188 |

**CHAPTER VII.—PROFESSIONAL EDUCATION—**

|  |     |
|--|-----|
| (i) Legal education                    | 191 |
| (ii) Medical education                 | 193 |
| (iii) Forestry                         | 198 |
| (iv) Agriculture                       | 199 |
| (v) Veterinary colleges                | 201 |
| (vi) Engineering colleges              | 202 |
| (vii) Colleges of commerce             | 205 |
| (viii) Teaching                        | 207 |
| (ix) Seamanship                        | 210 |
| (x) Indian Military Academy, Dehra Dun | 211 |

**CHAPTER VIII.—VOCATIONAL TRAINING—**

|  |     |
|--|-----|
| (i) Schools of Art                           | 213 |
| (ii) Technical, Craft and Industrial schools | 215 |
| (iii) Commercial schools                     | 222 |

**CHAPTER IX.—EDUCATION OF SPECIAL CLASSES AND COMMUNITIES—**

|   |     |
|---|-----|
| (i) Chiefs' colleges                          | 225 |
| (ii) Education of Europeans and Anglo-Indians | 228 |
| (iii) Education of Muslims                    | 239 |
| (iv) Education of the Depressed Classes       | 244 |
| (v) Education of Aboriginal and Hill Tribes   | 246 |
| (vi) Education of Criminal Tribes             | 248 |

**CHAPTER X.—MISCELLANEOUS—**

|                                    |     |
|------------------------------------|-----|
| (i) Education in the Army          | 250 |
| (ii) Reformatories                 | 253 |
| (iii) Education of defectives      | 255 |
| (iv) Education of adults           | 257 |
| (v) Libraries                      | 259 |
| (vi) Text-Book Committees          | 262 |
| (vii) Oriental studies             | 264 |
| (viii) Moral and physical training | 265 |

**LIST OF DIAGRAMS.**

|  | <b>To face</b> |
|--|----------------|
| <b>FIGURE 1.</b> —Educational institutions in British India .. ..      | page 8         |
| <b>FIGURE 2.</b> —Total number of pupils under instruction in India .. | ,, 12          |
| <b>FIGURE 3.</b> —Percentages of pupils to population .. ..            | ,, 16          |
| <b>FIGURE 4.</b> —Total expenditure on education in India .. ..        | ,, 18          |
| <b>FIGURE 5.</b> —Public expenditure on education .. ..                | ,, 20          |
| <b>FIGURE 6.</b> —Public and total expenditure on education .. ..      | ,, 27          |
| .. Scheme of school classes .. ..                                      | ,, 28          |
| <b>FIGURE 7.</b> —Primary education .. ..                              | ,, 125         |
| <b>FIGURE 8.</b> —Female education .. ..                               | ,, 163         |

## LIST OF STATISTICAL TABLES.

| TABLE.  | PAGE. |
|---|-------|
| <i>General.</i>   |       |
| I.—Total number of institutions (recognised and unrecognised) and pupils .. .. .  | 7     |
| II.—Number of institutions and pupils in each year of the quinquennium  | 8     |
| III.—Total number of recognised educational institutions and their enrolment .. .. .  | 8     |
| IV.—Total number of unrecognised institutions and their enrolment   | 9     |
| V.—Total number of recognised institutions by provinces ..  | 9     |
| VI.—Institutions classified according to management .. ..   | 11    |
| VII.—Total number of pupils in recognised institutions by provinces   | 12    |
| VIII.—Total number of pupils in all institutions by provinces ..  | 13    |
| IX.—Pupils according to stages of instruction .. .. .   | 13    |
| X.—Enrolment according to race or creed .. .. .   | 14    |
| XI.—Percentage of total population receiving instruction in recognised institutions, by sexes .. .. .                             | 15    |
| XII.—Percentage of total population receiving instruction in all institutions (recognised and unrecognised), by sexes .. .. .     | 15    |
| XIII.—Percentage of total population receiving instruction in recognised institutions by provinces .. .. .                        | 16    |
| XIV.—Percentage of total population receiving instruction in all institutions (recognised and unrecognised), by provinces .. .. . | 16    |
| XV.—Total expenditure on education by sources .. .. .   | 17    |
| XVI.—Total expenditure on education, annually .. .. .   | 18    |
| XVII.—Total educational expenditure by provinces .. .. .  | 18    |
| XVIII.—Government expenditure by provinces .. .. .  | 19    |
| XIX.—Total provincial expenditure, and expenditure on education from Government funds, 1931-32 .. .. .                            | 20    |
| XX.—Total average annual cost per pupil in institutions for boys and girls, 1931-32 .. .. .                                       | 21    |
| XXI.—Average annual cost per pupil to Government in institutions for boys and girls, 1931-32 .. .. .                              | 22    |
| XXII.—Total average annual cost per pupil in institutions for boys, 1931-32 .. .. .   | 22    |
| XXIII.—Average annual cost per pupil to Government in institutions for boys, 1931-32 .. .. .                                      | 23    |
| XXIV.—Expenditure on education according to objects .. .. .   | 25    |
| XXV.—Main statistics of enrolment and expenditure in 1931-32, by provinces .. .. .  | 27    |
| XXVI.—Primary schools by management, 1931-32 .. .. .  | 31    |
| <i>Administration.</i>  |       |
| XXVII.—Indian Educational Service .. .. .   | 49    |
| XXVIII.—Provincial Educational Service .. .. .  | 51    |



*University education.*

|  |    |
|--|----|
| XXIX.—Universities in India, 1932 .. .. .  | 61 |
| XXX.—Expenditure from Government funds on Universities and degree colleges during the year 1931-32 .. .. . | 62 |
| XXXI.—Enrolment in Universities .. .. .  | 63 |
| XXXII.—Expenditure on unitary universities in the United Provinces .. .. .                                 | 71 |
| XXXIII.—Cost of unitary universities in India .. .. .  | 77 |
| XXXIV.—University Training Corps .. .. .   | 87 |

*Secondary education.*

|  |         |
|--|---------|
| XXXV.—Secondary schools and their enrolment .. .. .  | 90      |
| XXXVI.—High schools and their enrolment .. .. .  | 91      |
| XXXVII.—Middle English schools and their enrolment, by provinces .. .. .   | 91      |
| XXXVIII.—Vernacular middle schools and their enrolment, by provinces .. .. .   | 92      |
| XXXIX.—‘Over-age’ pupils at the secondary stage .. .. .  | 101     |
| XL.—High schools for boys, by management, 1931-32 .. .. .  | 103     |
| XLI.—Middle English schools for boys, by management .. .. .  | 103     |
| XLII.—Expenditure on secondary education for boys .. .. .  | 110     |
| XLIII.—Expenditure on secondary schools for boys, by sources, 1931-32 .. .. .  | 111     |
| XLIV.—Average cost of a secondary school for boys, by provinces, 1931-32 .. .. .   | 111—112 |
| XLV.—Average annual cost per pupil in an anglo-vernacular secondary school for boys, by provinces and sources, 1931-32 .. .. . | 112     |
| XLVI.—Average annual cost per pupil in a vernacular middle school for boys, by provinces and sources, 1931-32 .. .. .          | 112     |
| XLVII.—Average annual fee per pupil in secondary schools for boys, by provinces .. .. .  | 114     |
| XLVIII.—Trained teachers in secondary schools .. .. .  | 119     |

*Primary education.*

|   |     |
|---|-----|
| XLIX.—Number of recognised primary schools for boys, 1917—32 .. .. .  | 126 |
| L.—Number of recognised primary schools for boys, by provinces .. .. .  | 126 |
| LI.—Primary schools for boys by management, 1931-32 .. .. .   | 127 |
| LII.—Average enrolment of primary schools (for boys) .. .. .  | 132 |
| LIII.—Average enrolment of primary schools by provinces .. .. .   | 133 |
| LIV.—Enrolment of primary schools for boys, showing the number of boys reading in girls’ schools and that of girls reading in boys’ schools .. .. . | 134 |
| LV.—Pupils in the primary stage .. .. .   | 135 |
| LVI.—Enrolment of boys in Classes I—V of recognised primary schools or departments .. .. .  | 135 |
| LVII.—Male population of school going age by provinces (14 per cent. of the total population) in thousands .. .. .                                  | 136 |
| LVIII.—Percentage of male population of school-going age, receiving instruction in Classes I—V, by provinces .. .. .                                | 137 |

| TABLE.   | PAGE. |
|--|-------|
| <i>Primary education—contd.</i>  |       |
| LIX.—Expenditure on primary schools for boys .. .. .   | 133   |
| LX.—Expenditure on primary schools for boys, by provinces .. .. .  | 133   |
| LXI.—Enrolment of boys in Classes I—V, 1931-32 .. .. .   | 141   |
| LXII.—Proportion of pupils in Classes I, IV and V in provinces .. .. .                                     | 142   |
| LXIII.—Wastage in the primary system .. .. .   | 143   |
| LXIV.—Enrolment of Class IV and its proportion to population .. .. .                                       | 144   |
| LXV.—Number of single-teacher primary schools, by provinces .. .. .  | 146   |
| LXVI.—Trained teachers in primary schools for boys of all kinds .. .. .                                    | 151   |
| LXVII.—Men teachers in primary schools .. .. .   | 152   |
| LXVIII.—Training schools for males .. .. .   | 152   |
| LXIX.—Average annual cost per pupil in training schools for males, by provinces .. .. .                    | 153   |
| LXX.—Areas under compulsion .. .. .  | 156   |
| LXXI.—' Over-age ' pupils at the primary stage .. .. .   | 160   |
| <i>Education of girls and women.</i>   |       |
| LXXII.—Number of pupils according to sex in all institutions .. .. .                                       | 165   |
| LXXIII.—Total number of girl pupils in all institutions .. .. .  | 165   |
| LXXIV.—Enrolment of girls by institutions .. .. .  | 166   |
| LXXV.—Recognised institutions for girls .. .. .  | 167   |
| LXXVI.—Expenditure on institutions for girls, by sources .. .. .   | 167   |
| LXXVII.—Expenditure on educational institutions for boys and girls .. .. .                                 | 168   |
| LXXVIII.—Government contribution to girls' education, by provinces .. .. .                                 | 169   |
| LXXIX.—Percentage of girls in boys' schools to the total number of girls under instruction .. .. .         | 170   |
| LXXX.—Co-education .. .. .   | 171   |
| LXXXI.—Wastage, 1922—27 .. .. .  | 173   |
| LXXXII.—Wastage, 1927—32 .. .. .   | 174   |
| LXXXIII.—Girls in Classes IV and V .. .. .   | 175   |
| LXXXIV.—Girls in Classes IV and V and female population, by provinces .. .. .                              | 176   |
| LXXXV.—Number of women teachers and of trained teachers in primary schools for girls, by provinces .. .. . | 179   |
| LXXXVI.—Training schools for women and their enrolment .. .. .   | 180   |
| LXXXVII.—Expenditure on training schools for women, and average annual cost per pupil .. .. .              | 180   |
| LXXXVIII.—High schools for girls and their enrolment .. .. .   | 183   |
| LXXXIX.—Middle schools (anglo-vernacular and vernacular) for girls and their enrolment .. .. .             | 183   |
| XC.—Number of girls in the middle stage .. .. .  | 184   |
| XCI.—Number of girls in the high stage .. .. .   | 184   |
| XCII.—Girl candidates for Matriculation or High School Final examination .. .. .                           | 185   |
| XCIII.—Number and percentage of trained women teachers in secondary schools .. .. .                        | 187   |

| TABLE.  | PAGE.   |
|---|---------|
| <i>Education of girls and women—contd.</i>  |         |
| XCIV.—Training Colleges for women .. .. .   | 188     |
| XCv.—Number of arts colleges for women, and the number of women<br>in arts colleges for men and women .. .. . | 188     |
| XCvI.—Number of women graduates .. .. .   | 189     |
| <i>Professional education.</i>  |         |
| XCvII.—Number and strength of Law Colleges and Law Departments,<br>1931-32. .. .. .                           | 191—192 |
| XCvIII.—Bachelor of Law examinations .. .. .  | 193     |
| XCIX.—Medical Colleges, 1931-32 .. .. .   | 195     |
| C.—Medical examinations for degrees and diplomas .. .. .  | 198     |
| CI.—Agricultural Colleges .. .. .   | 199     |
| CII.—Veterinary Colleges .. .. .  | 202     |
| CIII.—Enrolment in Engineering Colleges .. .. .   | 203     |
| CIV.—Expenditure on Engineering Colleges .. .. .  | 203     |
| CV.—Certificate and Diploma examinations, Indian School of Mines,<br>Dhanbad .. .. .                          | 205     |
| CVI.—Colleges and University Departments of Commerce, 1931-32 ..  | 205     |
| CVII.—Training Colleges for men .. .. .   | 207     |
| CVIII.—Expenditure on Training Colleges .. .. .   | 208     |
| <i>Vocational training.</i>   |         |
| CIX.—Schools of Art, 1931-32 .. .. .  | 213—214 |
| CX.—Technical, Craft and Industrial Schools .. .. .   | 216     |
| CXI.—Expenditure on Technical, Craft and Industrial Schools ..  | 216     |
| CXII.—Technical students in the United Kingdom .. .. .  | 219     |
| CXIII.—Schools of Commerce .. .. .  | 222     |
| <i>Chiefs' Colleges.</i>  |         |
| CXIV.—Enrolment of Chiefs' Colleges .. .. .   | 225     |
| CXV.—Chiefs' Colleges Diploma examination .. .. .   | 226     |
| CXVI.—Chiefs' Colleges Higher Diploma examination .. .. .   | 227     |
| <i>European education.</i>  |         |
| CXVII.—European schools for boys and their enrolment .. .. .  | 230     |
| CXVIII.—European schools for girls and their enrolment .. .. .  | 230     |
| CXIX.—Expenditure on recognised institutions for Europeans ..   | 231     |
| CXX.—Recognised European schools and their enrolment .. .. .  | 233     |
| CXXI.—Teachers in European schools .. .. .  | 233     |
| CXXII.—Members of the domiciled community on the staffs of European<br>schools .. .. .                        | 235     |
| CXXIII.—Enrolment of non-European pupils in European schools ..   | 235     |

| TABLE.  | PAGE. |
|---|-------|
| <i>Muhammedan education.</i>  |       |
| CXXIV.—School enrolment of Muslims .. .. .                                | 239   |
| CXXV.—Muslim pupils and population, with comparative percentages .. .. .  | 240   |
| CXXVI.—Percentage of Muslim girl pupils in recognised institutions ..     | 241   |
| <i>Education of the Depressed classes.</i>                                |       |
| CXXVII.—Enrolment of depressed class pupils in all institutions ..        | 244   |
| <i>Miscellaneous.</i>   |       |
| CXXVIII.—Percentage of British troops holding educational certificates .. | 250   |
| CXXIX.—Percentage of Indian troops holding educational certificates ..    | 252   |
| CXXX.—Strength and expenditure of Reformatories .. .. .                   | 254   |
| CXXXI.—Schools for defectives .. .. .                                     | 256   |
| CXXXII.—Schools and classes for adults, by provinces, in 1931-32 ..       | 257   |
| CXXXIII.—University libraries .. .. .                                     | 259   |
| CXXXIV.—Approval of books by Text Book Committees .. .. .                 | 262   |
| CXXXV.—Boy Scouts, 1932 .. .. .   | 268   |
| CXXXVI.—Girl Guides, 1933 .. .. .   | 270   |
| CXXXVII.—Membership of Junior Red Cross groups .. .. .                    | 272   |

---

**PREFACE.**

The provincial reports, on which this Review is mainly based, are the work of the following officers :—

|                                  |    |    |  |
|----------------------------------|----|----|--|
| Madras                           | .. | .. | Mr. W. Erlam Smith, M.A., I.E.S.   |
| Bombay                           | .. | .. | Mr. W. Grieve, M.A., B.Sc., I.E.S.   |
| Bengal                           | .. | .. | Rai Sahib Monoranjan Mitra, B.A., B.T.<br>and Mr. K. Zachariah, M.A., I.E.S.           |
| United Provinces                 | .. | .. | Mr. J. C. Powell-Price, M.A., I.E.S.   |
| Punjab                           | .. | .. | Mr. R. Sanderson, M.A., I.E.S.   |
| Burma                            | .. | .. | Mr. J. P. Bulkeley, C.I.E., M.A., I.E.S.   |
| Bihar and Orissa                 | .. | .. | Mr. G. E. Fawcus, M.A., C.I.E., O.B.E.,<br>V.D., I.E.S.                                |
| Central Provinces                | .. | .. | Mr. C. E. W. Jones, C.I.E., M.A., I.E.S.   |
| Assam                            | .. | .. | Mr. S. C. Roy, M.A., I.E.S.  |
| North-West Frontier<br>Province. |    |    | Mr. T. C. Orgill, M.A., F.R.G.S., I.E.S.   |
| Delhi                            | .. | .. | } Reverend J. C. Chatterjee, M.A. (assisted<br>by Rai Sahib P. B. Joshi, M.A., B.Sc.). |
| Ajmer-Merwara                    | .. | .. |  |

I am indebted to Mr. F. K. Clark, Educational Commissioner, and to Mr. J. Leitch Wilson who officiated in the post immediately before my arrival in October, 1933, for the preliminary drafting of certain portions of the Review. I am also indebted to the Director-General, Indian Medical Service; the Director of Military Training; the Inspector General of Forests; the Vice-Chairman, Imperial Council of Agricultural Research, and to others who have furnished information on subjects in which each is specially concerned.

I am particularly indebted to Mr. F. E. Quraishi, of the Department of Education, Health and Lands, for very valuable services rendered; his experience of past Reviews has been of the utmost value. During the time of his illness, Mr. Abdus Salam carried on his work with efficiency and thoroughness. Messrs. T. S. Bhatia and Nauhria Ram have rendered good and efficient service, especially in the collection and checking of figures.

G. ANDERSON.

NEW DELHI ;  
The 20th March 1934. }

*Educational Commissioner  
with the Government of India*

# PROGRESS OF EDUCATION IN INDIA 1927 - 32.

## CHAPTER I.

### MAIN FEATURES AND STATISTICS OF THE QUINQUENNium.

#### *(i) Poverty and disturbance.*

The Review of 1917—22 was prefaced by the remark that the period opened "with a flood of enthusiasm which would have swept all children of school-going age into school, but closed with an ebb of reaction and doubt which sought to empty the schools even of their voluntary attendance."<sup>1</sup>

The Review of the subsequent quinquennium (1922—27) was written in a far more optimistic strain :

"The general conditions prevailing in the period have varied considerably from those prevailing in the preceding quinquennium. The post-war economic distress has gradually disappeared and gradual financial improvement has been reflected in the accelerated rate of progress in the expansion of education. The non-cooperation movement, which cast a shadow over the closing years of the last quinquennium, had become almost a spent force by the end of 1922, and much of the ground that had been lost between 1920 and 1922 was regained during the following year. A period, which has witnessed great political changes, considerable economic improvement and the gradual cessation of non-cooperation activities, has also witnessed an exceptionally large increase in the number of schools and scholars, the inception of many new educational ventures, and the development and fruition of schemes initiated in the previous quinquennium.<sup>2</sup> The progress of education has been very satisfactory and bids fair for the future. The foundations of further advance have been laid."<sup>3</sup>

2. Unfortunately, the high promise which was held out five years ago has been far from fulfilment, and much that is recorded in this Review will appear disappointing. Economic distress, far exceeding in magnitude and intensity even that experienced in the post-war years, has intervened ; expenditure has been cut down in all directions ; the pace of expansion has been retarded ; political life has been disturbed ; communal bitterness has been accentuated.

<sup>1</sup> 8th Q. R., page 1.

<sup>2</sup> 9th Q. R., page 1.

<sup>3</sup> 9th Q. R., p. 14.

This sad state of affairs has been brought into prominence in provincial reports.

The *United Provinces* record that

"the world-wide economic depression of the last two years, accentuated by widespread failure of crops due to drought and visitation of locusts, and a subversive movement directed against all constituted authority—all these have reacted against the progress of education. This is reflected by a slowing down of the rate of increase in enrolment, which had been so noticeable a feature of the preceding quinquennium. It is likely that the full effects of these adverse features have not yet been experienced, and that the next quinquennium will also be affected. Drastic retrenchment during the last two years has particularly affected the development of primary education and has prevented any further advance in the extension of compulsion in rural areas."<sup>1</sup>

*Bengal* has reported a similar tale of reaction :

"The period was disturbed by communal dissensions and by political agitation, which have had their repercussions on education. Communal troubles have produced a feeling of insecurity and have caused a temporary drop in certain areas; political disturbances have undermined discipline and have affected numerical strength. But the most potent influence has been that of acute economic distress which has been chiefly responsible for the reduced rate of increase. Towards the end of the period, the spectre of retrenchment appeared again; educational expenditure has been seriously curtailed; and many projects which had received administrative sanction have had to be postponed."<sup>2</sup>

This attitude of gloom is relieved by the observation that the "forces of conservatism are gradually weakening, and that changes in the social outlook of the people, such as found expression in the Sarda Act, have done much to encourage the diffusion of education, especially of girls."<sup>2</sup>

The *North-West Frontier Province*, which had just begun to make up for a late beginning, has been similarly circumstanced :

"The five years from 1927 to 1932 are years covered by a comprehensive five-year programme of educational expansion. During the first three years there was very considerable expansion, which would have been even greater for the whole period, had not the last two years been unfavourable both financially and politically, and had not the financial depression compelled Government to its great regret to abandon the programme planned for the fifth year so far as boys' schools were concerned."<sup>3</sup>

*Bihar and Orissa* have also written in a pessimistic strain :

"The fall in the number of schools and pupils started in the year 1928-29 as a result of the financial stringency of local bodies, and was accentuated in 1931-32 by the economic depression which ultimately compelled Government to reduce the primary education grant by ten per cent. It is not possible to forecast the future with any degree of certainty. It is increasingly apparent, however, that if progress is to be maintained, it is essential to try and make existing schools more efficient without extra expense, as suggested by the Auxiliary Committee of the Statutory Commission."<sup>4</sup>

The *Central Provinces* stress the unfortunate effects of the civil disobedience movement :

"The progress of education was seriously retarded by the civil disobedience movement of 1930. Attention has been invited to the fall in the number of pupils in 1930-31. This fall must be ascribed, in great part at any rate, to the civil disobedience

<sup>1</sup> U. P., page 1.

<sup>2</sup> Bengal, page 3.

<sup>3</sup> N. W. F. P., page 1.

<sup>4</sup> B. & O. (Resolution), page 8.

movement. The effects of this movement, however, were not limited to numerical retrogression ; even more serious was the breakdown of discipline which followed in its train." <sup>1</sup>

(ii) *The need of a continuous policy.*

3. In its review of the educational position in 1928, the Auxiliary Committee of the Indian Statutory Commission (commonly known as the Hartog Committee) emphasised the vital importance of defining a well-conceived and effective policy of advance :

" We have no doubt that more and more money will be gladly voted for education by the legislatures of India, but the improvement and expansion of education do not depend merely on money. Money is no doubt essential, but even more essential is a well-directed policy carried out by effective and competent agencies, determined to eliminate waste of all kinds. We were asked to report on the organisation of education. At almost every point the organisation needs reconsideration and strengthening ; and the relations of the bodies responsible for the organisation of education need adjustment." <sup>2</sup>

In making these observations, the Committee had in mind, in particular, the lack of a proper co-ordinating authority in the Government of India ; the weakness and isolation of headquarters' staffs in the provinces ; deteriorating standards of inspection ; imperfect and inadequate arrangements for the training of teachers ; and, above all, an absence of suitable control and supervision of the educational activities of local bodies.

4. The Hartog Committee were engaged mainly in reviewing the measure and manner of educational progress covered by the political reforms which were inaugurated in 1921 ; and, as has been suggested, conditions during that time were generally favourable to a rapid advance. Indeed, in some respects, the years between 1922 and 1930 form a period which may well be regarded as perhaps the most inspiring in the annals of Indian education.

A burst of enthusiasm swept children into school with unparalleled rapidity ; an almost childlike faith in the value of education was implanted in the minds of the people ; parents were prepared to make almost any sacrifice for the education of their children ; the seed of tolerance towards the less fortunate in life was begotten ; ambitious and comprehensive programmes of development were formulated, which were calculated to fulfil the dreams of a literate India ; the Muslim community, long backward in education, pressed forward with eagerness to obliterate past deficiencies ; enlightened women began to storm the citadel of old-time prejudice against the education of Indian girls ; Government, with the full concurrence of Legislative Councils, poured out large sums of money on education, which would have been regarded as beyond the realm of practical politics ten years previously.

5. Unfortunately, many of these golden opportunities were lost through inability to guide this spirit of enthusiasm into fruitful channels. Though appreciative of the rapidity of the advance, the Hartog Committee were constrained to comment adversely on much that was misguided and wasteful :

" Throughout the whole educational system there is waste and ineffectiveness. In the primary system, which from our point of view should be designed to produce literacy

<sup>1</sup> C. P., page 7.

<sup>2</sup> Hartog Report, page 346.



and the capacity to exercise an intelligent vote, the waste is appalling. So far as we can judge, the vast increase in numbers in primary schools produces no commensurate increase in literacy, for only a small proportion of those who are at the primary stage reach Class IV, in which the attainment of literacy may be expected. In one province, despite a very large increase in the number of primary schools and pupils and in expenditure the number of pupils who reached Class IV was actually less by nearly 30,000 in 1927 than it was ten years previously. It is to be remembered that, in present conditions of rural life and with the lack of suitable vernacular literature, a child has very little chances of attaining literacy after leaving school; and, indeed, even for the literate, there are many chances of relapse into illiteracy.

"The wastage in the case of girls is even more serious than in the case of boys. The disparity in education and literacy between women and men, far from decreasing by the effort made, is actually increasing. The disparity between the wealthier parts of the country and the poorer parts also tends to increase.

"In the sphere of secondary education there has been an advance in some respects; notably in the average capacity of the body of teachers, in their improved conditions of service and training, and in the attempt to widen the general activities of school life. But here again there are grave defects of organisation. The whole system of secondary education is still dominated by the ideal that every boy who enters a secondary school should prepare himself for the university; and the immense numbers of failures at matriculation and in university examinations indicate a great waste of effort. Such attempts as have been made to provide vocational and industrial training have little contact with the educational system and are therefore largely infructuous. Many of the universities and colleges show marked improvement in their methods of teaching and in the amount of original work which they have produced; and in some of them there is undoubtedly a better training for corporate life than formerly. But the theory that a university exists mainly, if not solely, to pass students through examinations still finds too large acceptance in India; and we wish that there were more signs that the universities regarded the training of broad-minded, tolerant and self-reliant citizens as one of their primary functions. They have been hampered in their work by being overcrowded with students who are not fitted by capacity for university education and of whom many would be far more likely to succeed in other careers." <sup>1</sup>

6. The sudden and disastrous change in financial and other conditions, the adverse effects of which began to be felt in 1930, was unexpected; and those responsible for the charge of education, mainly in consequence of the weaknesses in organisation which were described by the Hartog Committee and which still remain largely uncorrected, have found it difficult to adapt themselves to new and uncongenial conditions. Though there are signs of improvement in certain directions, it is none the less difficult to find in provincial reports a reasoned account of the principles which should have guided a policy of retrenchment. In a spirit almost of panic, wholesale reductions have been made by rule-of-thumb methods and by percentage reductions with the result that good and bad together have been thrown indiscriminately into the abyss. A well-directed policy of retrenchment would have resulted in the cutting away of the dead wood and ineffective expenditure, which have hitherto obstructed the salutary and economical growth of education.

7. Many have declaimed, for example, *against a reckless and impetuous multiplication of primary schools*. The Bengal report is emphatic on this point:

"The number of schools has increased, largely as a result of individual initiative, but there has been no effective control over them by local authorities, and there are about twice the number of primary schools as are actually necessary. . . . Schools of a very low grade, schools with only one teacher, teachers without a living wage, teachers without

proper training, schools under no adequate control, schools with no effective inspection—these are the problems we have to face.”<sup>1</sup>

Yet the report does not reveal any resolute or organised attempt to deal with this alarming waste of public money, even at a time when effective means of spreading education were being ruthlessly cut down. Indeed, “the number of boys’ primary schools increased during the period from 38,187 to 43,718, an increase of 5,531 schools or 14·4 per cent. In the previous quinquennium, the increase was only 2,572 schools or 7·2 per cent.”<sup>2</sup>

Even more wasteful is *the continuance of the three-class primary school*. The Bengal report, after quoting the opinion of an inspector of schools that “about two-fifths of the children in the infant class are not ready for school at all—they are at school merely to be out of the way at home”,<sup>3</sup> recorded the view that the upper primary schools have greater retaining power than the lower primary schools (with only three classes) and that “in spreading literacy the lower primary schools are almost wholly useless.”<sup>3</sup> Yet these “almost wholly useless schools” still persist, even during a time of relentless retrenchment.

The alarming inefficiency of many primary schools is reflected in Table LXXI on page 160, which shows the large percentage of pupils who still attend such schools, although they are too advanced in years to benefit by the instruction.

In his quinquennial report for 1922-27, the Director of Public Instruction, *Bihar and Orissa*, drew attention to another illustration of unnecessary expenditure which results from the *growing tendency towards communal separatism*:

“There is a movement for substituting for the village school a variety of schools intended for the benefit of particular communities. . . . We are now reaching a stage when each village wants a primary school, a maktab and a pathshala. In addition, it is claimed that even at the lower primary stage separate schools are necessary for girls, and also in many places separate schools for children of the depressed classes. Thus, in the poorest province of India, we are asked to provide five primary schools for each village.”<sup>4</sup>

Unfortunately, these words of warning have passed unheeded even during a time of acute financial stringency. In his recent report the Director has stated that

“the remarks which I made five years ago are still applicable. Bihar and Orissa is a poor province and cannot afford extravagances; and communal schools are of the nature of extravagances. Apart from the question of cost these extravagances are not always beneficial, for many of the teachers of maktabas and pathshalas are notoriously unable to teach subjects other than literature.”<sup>5</sup>

Again, it has been noted in previous reports and reviews that *an excessive number of communal secondary schools* in the Punjab has resulted in extravagant competition, often in loss of discipline and in reduced efficiency; yet no reference is made in the Punjab report to any bold and concerted attempt to remedy this inadvisable form of expenditure.

Another illustration of unregulated waste is the *rapidly increasing number of students* who throng the colleges and the upper classes of high schools, many of whom are incompetent to benefit by such instruction; hence the alarming increase of unemployment among the middle classes. Particular attention is directed to Table XXXIX on page 101, which shows the alarming

<sup>1</sup> Bengal, page 31.

<sup>2</sup> Bengal, page 20.

<sup>3</sup> Bengal, page 24.

<sup>4</sup> B. & O. (1927), page 62.

<sup>5</sup> B. & O. page 53.

number of pupils who are unduly prolonging their literary studies in high schools. As remedies for this wasteful practice, the Hartog Committee recommended<sup>1</sup> (a) the retention in middle vernacular schools of more of the boys intended for rural pursuits, accompanied by the introduction of a more diversified curriculum in those schools; and (b) the diversion of more boys to industrial and commercial careers at the end of the middle stage, for which provision should be made by alternative courses in that stage, preparatory to special instruction in technical and industrial schools. This important matter will be discussed in greater detail later; it will be sufficient here to lament the fact that, apparently, no province has considered the present time of acute financial depression as suitable for diverting students from the universities.

These illustrations of unregulated waste (which will be developed in greater detail in subsequent chapters) show that the path of an educational reformer is beset by many obstacles. A reform which may appear obvious is not necessarily easy of attainment. Education is an integral part of family and national life; it is linked to, and bound by, forces over which it has little or no control. Political and communal considerations, vested interests, intense and often misguided loyalties, poverty, disease, social customs, religious controversy, all stand in the way.

8. Periods of prosperity and of adversity have each their peculiar problems, but these rapid alternations between comparative wealth and abject poverty, between comparative peace and violent disturbance, add very considerably to the already difficult task of administering education. There is always a danger that, in times of prosperity, the rush of expansion will be so overwhelming that there is little time in which to think out correct principles of advance; that, in times of adversity, the outlook will appear so unpromising that it seems almost futile to ponder over proposals for the next advance. But times of adversity as well as those of prosperity demand a well-thought out policy, whether by retrenchment or by expansion.

The times are critical; great and far-reaching schemes of political advancement are in the making. The educational systems of India need to be recast and adjusted to the requirements of new conditions. India will need all that her schools and universities can give. Deeper thought and more strenuous effort are required to eliminate 'wastage' from the primary system. Literacy may not be essential to the recording of a vote, but none the less a representative form of government depends for its success very largely on widespread literacy. It is also for schools and colleges to provide suitable and inspiring training for those who will be expected to take a leading part in moulding the destinies of the India of to-morrow. India needs an educational policy, which can be adapted to changing conditions and will be strong enough to withstand the strain alike of rapid expansion and of financial curtailment.

### (iii) *Schools and pupils.*

9. The Hartog Committee observed that "when an educational system is young and undeveloped, it tends to expand more rapidly than by arith-

metical progression. The larger the number of educated people, the stronger becomes the demand for education. Since nearly three millions of pupils were added between 1922 and 1927, it is probable that if no financial or other checks come into operation, four or five millions more will be added between 1927 and 1932."<sup>1</sup>

The Quinquennial Review of 1922-27 was similarly optimistic :

"The progress made during the quinquennium can be appreciated by the fact that, while prior to 1922, it took 42 years to increase the enrolment by less than 6.5 millions, it has taken only five years since 1922 to increase the total enrolment by over 2.75 millions. Over one quarter of the present enrolment has been contributed during the last five years."<sup>2</sup>

10. The following extracts from the general tables included in the second volume of this Review indicate that the large numerical advance, which was anticipated five years ago, has not been realised.

TABLE I.

*Total number of institutions (recognised and unrecognised) and pupils.*

|                             | 1917.     | 1922.     | 1927.      | 1932.      |
|-----------------------------|-----------|-----------|------------|------------|
| <b>Institutions</b> .. .. . | 192,755   | 208,106   | 246,264    | 257,792    |
| <i>Increase</i> .. .. .     | ..        | 15,351    | 38,158     | 11,528     |
| <b>Pupils</b> .. .. .       | 7,851,946 | 8,381,350 | 11,157,496 | 12,766,537 |
| <i>Increase</i> .. .. .     | ..        | 529,404   | 2,776,146  | 1,609,041  |

Though therefore the number of additional institutions amounted to 38,158 in the 1922-27 quinquennium and to 15,351 in the previous quinquennium, it was only 11,528 during the quinquennium under review. But an increase in the number of institutions is not necessarily a sign of healthy and economical progress ; it may be the reverse. There should at least be a commensurate increase in the number of pupils.

In 1917-22, an increase of 15,351 institutions was accompanied by 529,404 additional pupils, or an average of 35. In 1922-27, an increase of 38,158 institutions was accompanied by 2,776,146 additional pupils, or an average of 73. In the quinquennium under review, an increase of 11,528 institutions was accompanied by 1,609,041 additional pupils, or an average of 140.

11. The times have been so abnormal, and conditions at the end have differed so vitally from those at the beginning of the quinquennium that the figures for each of the five years are of importance.

<sup>1</sup> Hartog Report, page 29.

<sup>2</sup> 9th Q. R., page 11.

TABLE II.

*Number of institutions and pupils in each year of the quinquennium.*

| Year.           | Institutions. | Pupils.    |
|-----------------|---------------|------------|
| 1926-27 .. .. . | 246,264       | 11,157,496 |
| 1927-28 .. .. . | 254,724       | 11,775,222 |
| 1928-29 .. .. . | 258,018       | 12,166,104 |
| 1929-30 .. .. . | 260,946       | 12,515,126 |
| 1930-31 .. .. . | 262,068       | 12,689,086 |
| 1931-32 .. .. . | 257,792       | 12,766,537 |

The rate of increase in the number of institutions was thus comparatively uniform during the first four years of the quinquennium. Then, all of a sudden, an annual increase of between two and three thousand schools was replaced by an actual decrease of twice that amount.

These figures indicate both the magnitude and the abruptness of the decline. What is even more significant (and welcome) is that, in spite of a reduction of over 4,000 schools in place of an increase of 3,000 schools, there was actual an increase of over 77,000 pupils during the last year of the quinquennium. In other words, the development of the better schools outpaced the elimination of the weaker schools.

The abruptness of the decline suggests, however, that this measure of consolidation was dictated by financial necessity rather than by any premeditated change of policy. This concrete illustration of the value of consolidation should result in a further strengthening of the system in the years to come. There is evidence that in many provinces this hopeful and helpful indication is being appreciated.

12. The following Tables give the figures for recognised and unrecognised institutions separately.

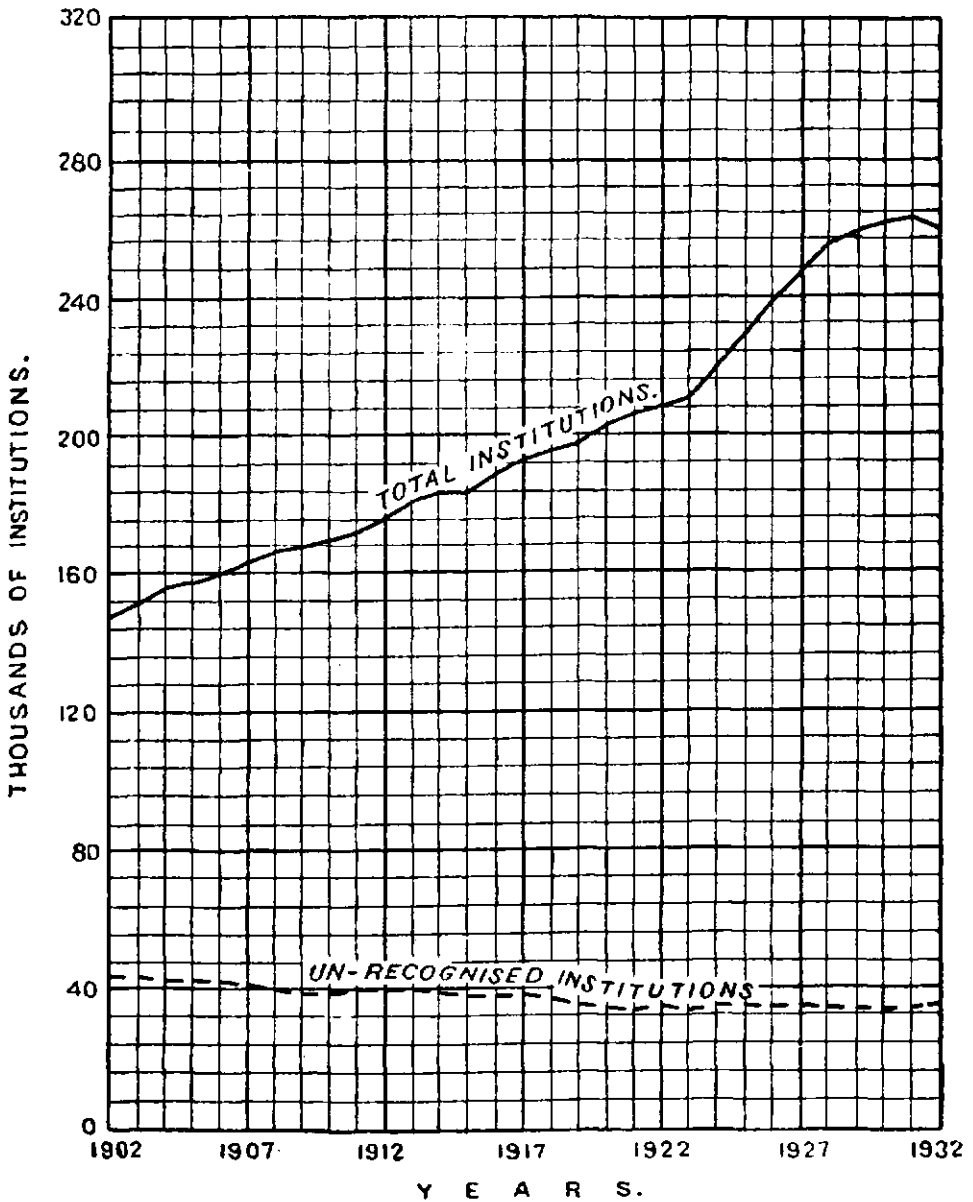
TABLE III.

*Total number of recognised educational institutions and their enrolment.*

|  | 1917.     | 1922.     | 1927.      | 1932.      |
|--|-----------|-----------|------------|------------|
| Total number of recognised institutions.           | 154,952   | 173,311   | 211,048    | 222,804    |
| Increase .. .. .                                   | ..        | 18,359    | 37,737     | 11,756     |
| Total number of pupils in recognised institutions. | 7,207,308 | 7,742,225 | 11,529,350 | 12,122,466 |
| Increase .. .. .                                   | ..        | 534,917   | 2,787,025  | 593,116    |

FIG. 1.

EDUCATIONAL INSTITUTIONS IN BRITISH INDIA.



(To face page 8.)

TABLE IV.

*Total number of unrecognised institutions and their enrolment.*

|  | 1917.   | 1922.   | 1927.   | 1932.   |
|--|---------|---------|---------|---------|
| Total number of unrecognised institutions.           | 37,803  | 34,807  | 35,216  | 34,988  |
| Increase or decrease ..                              | ..      | -2,996  | 409     | -228    |
| Total number of pupils in unrecognised institutions. | 644,638 | 639,125 | 628,146 | 644,071 |
| Increase or decrease ..                              | ..      | -5,513  | -10,979 | 15,925  |

These figures throw light on the position of unrecognised schools in the educational system of India. In the quinquennium of 1917-22, a reduction of 2,996 in the number of these schools was accompanied by a decrease of 5,513 in the number of pupils; in the quinquennium of 1922-27 (a period of abnormal expansion), a slight increase of 409 in the number of schools was accompanied by a large decrease of nearly eleven thousand in the number of pupils. On the other hand, during the quinquennium under review a decrease of 228 in the number of schools was accompanied by a comparatively large increase of nearly sixteen thousand in the number of pupils.

The deduction to be drawn from these disconcerting variations would appear to be that though unrecognised schools possess little educational value and their elimination need not cause any anxiety, a certain number of them are appreciated and should receive encouragement.

13. The provincial figures disclose considerable variations, not only in the actual rate of progress but also in the general trend of policy between the provinces.

TABLE V.

*Total number of recognised institutions by provinces.*

| Province.                    | 1922.   | 1927.   | 1932.   | Increase between 1927-1932. | Increase between 1922-1932. |
|------------------------------|---------|---------|---------|-----------------------------|-----------------------------|
| Madras .. .. .               | 37,290  | 50,943  | 53,547  | 2,604                       | 16,257                      |
| Bombay .. .. .               | 13,310  | 14,819  | 15,962  | 1,143                       | 2,652                       |
| Bengal .. .. .               | 51,929  | 58,833  | 67,407  | 8,574                       | 15,478                      |
| United Provinces .. .. .     | 18,559  | 22,068  | 23,521  | 1,453                       | 4,962                       |
| Punjab .. .. .               | 7,920   | 13,860  | 12,000  | -1,860                      | 4,080                       |
| Burma .. .. .                | 7,180   | 6,885   | 7,304   | 419                         | 124                         |
| Bihar and Orissa .. .. .     | 25,965  | 31,495  | 29,037  | -2,458                      | 3,072                       |
| Central Provinces .. .. .    | 4,921   | 5,187   | 5,336   | 149                         | 415                         |
| Assam .. .. .                | 4,745   | 5,331   | 6,594   | 1,263                       | 1,849                       |
| North-West Frontier Province | 792     | 747     | 987     | 240                         | 195                         |
| Minor Administrations ..     | 700     | 880     | 1,115   | 235                         | 415                         |
| Total for British India ..   | 173,311 | 211,048 | 222,810 | 11,762                      | 49,499                      |

There has thus been a slackening in the rate of expansion in all provinces, except in *Bengal* and *Assam*. In two provinces there has been an actual decrease in the number of schools.

The considerable decline of 1,860 institutions in the *Punjab* is explained by a drop of 3,179 in the number of special schools, which were almost entirely schools for adults. "Schools of this type were not making satisfactory progress; and the time, money and energy spent on adult education were not wholly justified."<sup>1</sup>

*Bihar* also reports a decline of 2,458 schools, which is thus accounted for:

"In the year 1924, Government had called upon all district boards to revise their primary education programmes, and in the three years ending 1925-26 had given them large new recurring grants. The effect of the new grants was to render possible a large increase in the number of schools; and many boards and individuals, encouraged by this and by the request to frame programmes, opened schools more rapidly than was prudent in the hope that further grants would follow. After 1925-26 Government found it impossible to make further recurring grants, and many schools thus imprudently opened had necessarily to be closed. Taken as a whole, the figures for 1931-32 appear to show that boards have found out how many schools they can afford to finance, that the superfluous unaided schools are dropping out, and that pupils from the latter are joining other schools."<sup>2</sup>

In these two provinces the pinch of poverty has had salutary effect, and opportunity has been taken to reduce the number of ineffective and uneconomical schools.

On the other hand, an increase of 8,574 schools in *Bengal* is surprising in view of the observation already quoted that "there are about twice the number of primary schools as are actually necessary".<sup>3</sup>

14. The following Table classifies schools according to management. There has been an increase of about 8,000 in the number of institutions managed by local bodies as against an increase of about 5,000 in aided institutions and a decline of about 2,000 in unaided institutions.

<sup>1</sup> Punjab, page 6.

<sup>2</sup> B. & O., page 51.

<sup>3</sup> Bengal, page 31.



**TABLE VI.**  
*Institutions classified according to management.*

MAIN FEATURES AND STATISTICS OF THE QUINQUENNIAL.

| Type of Institutions.                       | 1926-27.                       |        |                                 |          |                     | 1931-32.                       |        |                                 |          |                     |
|---|--------------------------------|--------|---------------------------------|----------|---------------------|--------------------------------|--------|---------------------------------|----------|---------------------|
|   | Publicly managed institutions. |        | Privately managed institutions. |          | Total institutions. | Publicly managed institutions. |        | Privately managed institutions. |          | Total institutions. |
|   | Government.                    | Board. | Aided.                          | Unaided. |                     | Government.                    | Board. | Aided.                          | Unaided. |                     |
| <b>1. Recognised Institutions.</b>          |                                |        |                                 |          |                     |                                |        |                                 |          |                     |
| Universities .. .. .                        | ..                             | ..     | 14                              | ..       | 14                  | ..                             | ..     | 16                              | ..       | 16                  |
| Arts colleges .. .. .                       | 60                             | 2      | 142                             | 28       | 232                 | 66                             | 2      | 145                             | 30       | 243                 |
| Professional colleges .. .. .               | 45                             | 1      | 22                              | 9        | 77                  | 48                             | 1      | 16                              | 9        | 74                  |
| Secondary schools .. .. .                   | 599                            | 4,225  | 5,246                           | 1,268    | 11,338              | 660                            | 5,960  | 5,619                           | 1,502    | 13,741              |
| Primary schools .. .. .                     | 2,692                          | 62,436 | 109,253                         | 14,967   | 189,348             | 2,747                          | 71,799 | 113,700                         | 13,224   | 201,470             |
| Training schools .. .. .                    | 401                            | 96     | 193                             | 5        | 695                 | 419                            | 74     | 127                             | 14       | 634                 |
| Special schools .. .. .                     | 260                            | 3,168  | 4,258                           | 1,658    | 9,344               | 321                            | 722    | 4,412                           | 1,171    | 6,626               |
| Total .. .. .                               | 4,057                          | 69,928 | 119,128                         | 17,935   | 211,048             | 4,261                          | 78,558 | 124,035                         | 15,950   | 222,804             |
| <b>2. Unrecognised Institutions</b> .. .. . | ..                             | 43     | 114                             | 35,059   | 35,216              | ..                             | 83     | 124                             | 34,781   | 34,988              |
| <b>GRAND TOTAL</b> .. .. .                  | 4,057                          | 69,971 | 119,242                         | 52,994   | 246,264             | 4,261                          | 78,641 | 124,159                         | 50,731   | 257,792             |

15. The enrolment figures for all recognised institutions compare unfavourably in most provinces with those of the previous quinquennium, but all provinces, except *Bihar and Orissa*, record an increase. This may be regarded as generally satisfactory in view of the abnormal nature of the times.

TABLE VII.

*Total number of pupils in recognised institutions by provinces.*

| Province.                          | 1922.     | 1927.      | 1932.      | Increase between 1927-32. | Increase between 1922-32. |
|------------------------------------|-----------|------------|------------|---------------------------|---------------------------|
| Madras .. ..                       | 1,745,518 | 2,440,874  | 2,877,504  | 436,630                   | 1,131,986                 |
| Bombay .. ..                       | 896,877   | 1,116,170  | 1,300,648  | 184,478                   | 403,771                   |
| Bengal .. ..                       | 1,835,017 | 2,289,876  | 2,720,061  | 430,185                   | 885,044                   |
| United Provinces .. ..             | 965,059   | 1,280,450  | 1,457,997  | 177,547                   | 492,938                   |
| Punjab .. ..                       | 552,622   | 1,086,087  | 1,200,600  | 114,513                   | 647,978                   |
| Burma .. ..                        | 345,665   | 443,302    | 525,013    | 81,711                    | 179,348                   |
| Bihar and Orissa .. ..             | 763,277   | 1,065,496  | 1,038,634  | -26,862                   | 275,357                   |
| Central Provinces .. ..            | 330,681   | 391,623    | 450,494    | 58,871                    | 119,813                   |
| Assam .. ..                        | 208,014   | 270,433    | 348,306    | 77,873                    | 140,292                   |
| North-West Frontier Province .. .. | 49,395    | 63,076     | 83,918     | 20,842                    | 34,523                    |
| Minor Administrations .. ..        | 50,100    | 81,863     | 119,291    | 37,428                    | 69,191                    |
| Total for British India .. ..      | 7,742,225 | 10,529,350 | 12,122,466 | 1,593,116                 | 4,380,241                 |

The record of *Bihar and Orissa* is of particular significance :

"The figures for the number of pupils in 1931-32 are somewhat surprising. In 1927-28 the number rose by 38,567, but in the next three years it fell by 65,094, leaving a net loss of 26,527. In the present economic situation I had anticipated a further fall, and the rise by 12,856, which reduces the fall for the five years to 13,671, is distinctly satisfactory."<sup>1</sup>

The indication is that, in view of the welcome increase during the last year of the quinquennium, even though the pinch of retrenchment was then felt to the utmost, the reduction in the number of ineffective schools has not only helped to stabilise the position and to render it more economical, but has also had no serious effect on enrolment. The pupils are going to other schools.

The comparatively small increase in the *Punjab* figures is accounted for by a drop of 85,667 in the enrolment of schools for adults.

The record of *Burma* was affected by the financial depression :

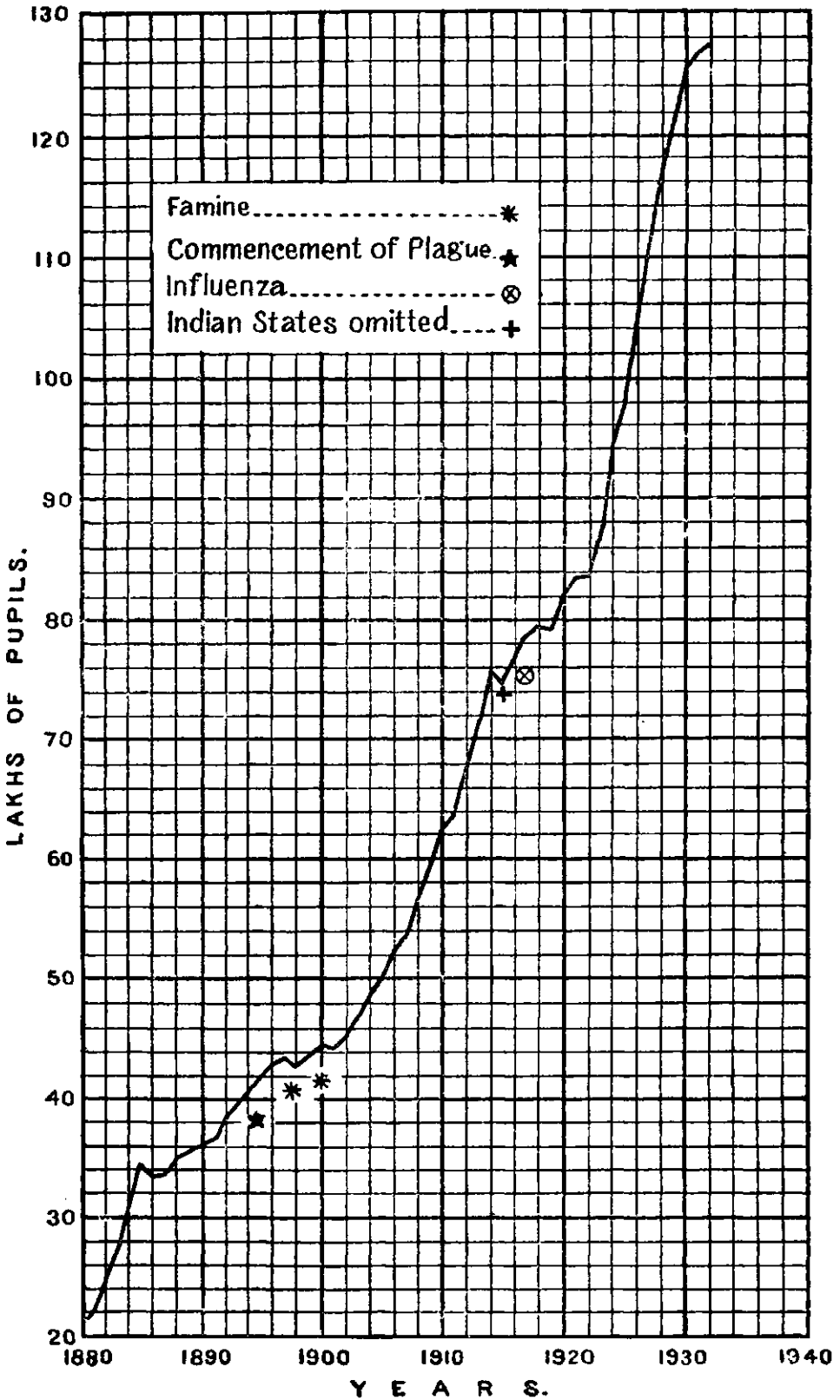
"The increase of 418 schools and 81,711 pupils during a quinquennium characterised by rebellion, earthquakes and severe financial depression may well occasion surprise, but there were no extraordinary economies during the first three years, and the effect of the extraordinary economies during the last two years is seen in the loss of 264 schools and 20,388 pupils in the last year of the period."<sup>2</sup>

<sup>1</sup> R. & O., page 6.

<sup>2</sup> Burma, page 1.

FIG. 2.

TOTAL NUMBER OF PUPILS UNDER INSTRUCTION IN INDIA.



(To face page 12.)

16. The value of the above Table is vitiated to some extent by the fact that enrolment in unrecognised institutions has not been taken into calculation. This is particularly the case in *Burma*, where as many as 202,393 pupils were enrolled in unrecognised institutions, which are usually of the monastic type. The following Table gives the total enrolment by provinces in all institutions, recognised and unrecognised.

TABLE VIII.

*Total number of pupils in all institutions by provinces.*

| Province.                          | 1922.            | 1927.             | 1932.             | Increase between 1927-32. | Increase between 1922-32. |
|------------------------------------|------------------|-------------------|-------------------|---------------------------|---------------------------|
| Madras .. ..                       | 1,837,022        | 2,523,188         | 2,924,882         | 401,694                   | 1,087,860                 |
| Bombay .. ..                       | 958,392          | 1,151,428         | 1,335,547         | 184,119                   | 377,155                   |
| Bengal .. ..                       | 1,890,454        | 2,343,380         | 2,783,225         | 439,845                   | 892,771                   |
| United Provinces .. ..             | 1,029,565        | 1,349,401         | 1,517,988         | 168,587                   | 488,423                   |
| Punjab .. ..                       | 626,690          | 1,182,736         | 1,333,567         | 150,831                   | 706,877                   |
| Burma .. ..                        | 562,625          | 645,972           | 727,406           | 81,434                    | 164,781                   |
| Bihar and Orissa .. ..             | 810,382          | 1,108,494         | 1,094,823         | -13,671                   | 184,441                   |
| Central Provinces .. ..            | 333,303          | 399,289           | 459,942           | 60,653                    | 126,639                   |
| Assam .. ..                        | 216,218          | 288,620           | 372,318           | 83,698                    | 156,100                   |
| North-West Frontier Province .. .. | 53,914           | 69,718            | 88,469            | 18,751                    | 34,555                    |
| Minor Administrations .. ..        | 62,785           | 95,270            | 128,370           | 33,100                    | 65,585                    |
| <b>Total for British India ..</b>  | <b>8,381,350</b> | <b>11,157,496</b> | <b>12,766,537</b> | <b>1,609,041</b>          | <b>4,385,187</b>          |

17. Statistics regarding the distribution of pupils between the several stages of education are also important :

TABLE IX.

*Pupils according to stages of instruction.*

| Stage.                          | 1921-22.         | 1926-27.          | 1931-32.           | Increase ( +<br>or<br>decrease ( - ). |
|---------------------------------|------------------|-------------------|--------------------|---------------------------------------|
| Collegiate stage—               |                  |                   |                    |                                       |
| { Arts and Science .. ..        | 45,175           | 70,428            | 79,139             | +8,711                                |
| { Professional .. ..            | 13,662           | 17,951            | 18,392             | +441                                  |
| High stage .. ..                | 218,606          | 277,970           | 313,714            | +35,744                               |
| Middle stage .. ..              | 434,810          | 713,939           | 907,180            | +193,241                              |
| Primary stage .. ..             | 6,897,233        | 9,120,458         | 10,532,358         | +1,411,900                            |
| Special institutions .. ..      | 132,739          | 328,604           | 271,094            | -57,510                               |
| Unrecognised institutions .. .. | 639,125          | 628,146           | 644,071            | +15,925                               |
| <b>Total ..</b>                 | <b>8,381,350</b> | <b>11,157,496</b> | <b>12,766,537*</b> | <b>+1,609,041*</b>                    |

\* Includes 589 pupils who were unclassified.

The only category, which shows a decrease is that of 'special institutions', though it is accounted for to some extent by the large reduction in the schools for adults in the *Punjab*.

18. It will also be convenient here to give a summary of the advance made by each community.

TABLE X.  
*Enrolment according to race or creed.*

| Community.                     | 1921-22.         | 1926-27.           | 1931-32.           | Increase between 1927-32. |
|--------------------------------|------------------|--------------------|--------------------|---------------------------|
| Europeans and Anglo-Indians .. | 44,638           | 47,292             | 48,801             | 1,509                     |
| Indian Christians .. ..        | 285,258          | 363,996            | 432,452            | 68,456                    |
| Hindus .. ..                   | 5,342,968        | 7,046,745          | 7,832,512          | 785,767                   |
| Muhammadans .. ..              | 1,966,442        | 2,821,162          | 3,408,758          | 587,596                   |
| Buddhists .. ..                | 510,597          | 575,276            | 642,306            | 67,030                    |
| Parsis .. ..                   | 17,070           | 19,529             | 20,399             | 870                       |
| Sikhs .. ..                    | ..               | 154,379            | 190,336            | 35,957                    |
| Others .. ..                   | 244,377          | 128,304            | 189,339            | 61,035                    |
| <b>Total ..</b>                | <b>8,381,350</b> | <b>11,157,496*</b> | <b>12,766,537*</b> | <b>1,609,041</b>          |

\* Includes pupils (813 in 1926-27 and 1,634 in 1931-32) who were not classified according to race or creed.

The *European and Anglo-Indian* community remains practically stationary in the matter of population. As the vast majority of the children are already at school, little variation in the figures can be expected.

The *Parsi* community which has always been prominent in education, both in school attendance and in works of philanthropy, is in a similar position.

The *Sikh* community is also progressive in its interest and support of education. In the *Punjab*, the *Ludhiana* district, in which Sikhs are predominant, held pride of place over all other districts in the last census figures for literacy.

19. A valuable criterion of progress is provided by the figures showing the percentage of the total population which is receiving instruction in schools and colleges, but the value of these figures is somewhat vitiated by the abrupt change in the basis of calculation caused by a new census. In the years immediately preceding a new census, the figures are flattering as the calculation is based on a census nearly ten years old.

According to the Census of 1921, the total population of British India was 247,333,423, composed of 127,044,953 males and 120,288,470 females. There were 164,288,307 Hindus and 59,490,754 Muhammadans.

According to the Census of 1931, the total population of British India had advanced to 271,780,151, composed of 140,075,258 males and 131,704,893 females. There were 176,565,883 Hindus and 67,068,184 Muhammadans. Thus, the new basis of calculation, which showed an increase of 24,446,728 in the population, affected adversely the percentage figures in comparison with the percentages recorded five years previously.

The following Tables show the rate of advance over a comparatively long period of time.

TABLE XI.

*Percentage of total population receiving instruction in recognised institutions, by sexes.*

|                             | 1917. | 1922. | 1927. | 1932. |
|-----------------------------|-------|-------|-------|-------|
| Percentage of males .. ..   | 4.85  | 5.04  | 6.91  | 6.96  |
| Percentage of females .. .. | 0.97  | 1.12  | 1.46  | 1.80  |
| Percentage of total .. ..   | 2.96  | 3.13  | 4.26  | 4.46  |

TABLE XII.

*Percentage of total population receiving instruction in all institutions (recognised and unrecognised), by sexes.*

|                             | 1917. | 1922. | 1927. | 1932. |
|-----------------------------|-------|-------|-------|-------|
| Percentage of males .. ..   | 5.31  | 5.49  | 7.33  | 7.33  |
| Percentage of females .. .. | 1.03  | 1.18  | 1.53  | 1.89  |
| Percentage of total .. ..   | 3.22  | 3.39  | 4.51  | 4.70  |

20. The Tables given below give for each province the percentage of population receiving instruction in (a) recognised institutions, and (b) in all institutions, unrecognised as well as recognised.

TABLE XIII.

*Percentage of total population receiving instruction in recognised institutions, by provinces.*

| Province.                            | 1917. | 1922. | 1927. | 1932. |
|--------------------------------------|-------|-------|-------|-------|
| Madras .. .. .                       | 3.71  | 4.1   | 5.77  | 6.16  |
| Bombay .. .. .                       | 3.76  | 4.6   | 5.77  | 5.96  |
| Bengal .. .. .                       | 4.08  | 3.9   | 4.90  | 5.43  |
| United Provinces .. .. .             | 1.72  | 2.1   | 2.82  | 3.01  |
| Punjab .. .. .                       | 2.15  | 2.7   | 5.25  | 5.09  |
| Burma .. .. .                        | 3.25  | 2.6   | 3.36  | 3.58  |
| Bihar and Orissa .. .. .             | 2.31  | 2.2   | 3.13  | 3.58  |
| Central Provinces .. .. .            | 2.61  | 2.4   | 2.81  | 2.90  |
| Assam .. .. .                        | 3.35  | 2.7   | 3.56  | 4.04  |
| North-West Frontier Province .. .. . | 1.88  | 2.2   | 2.80  | 3.46  |

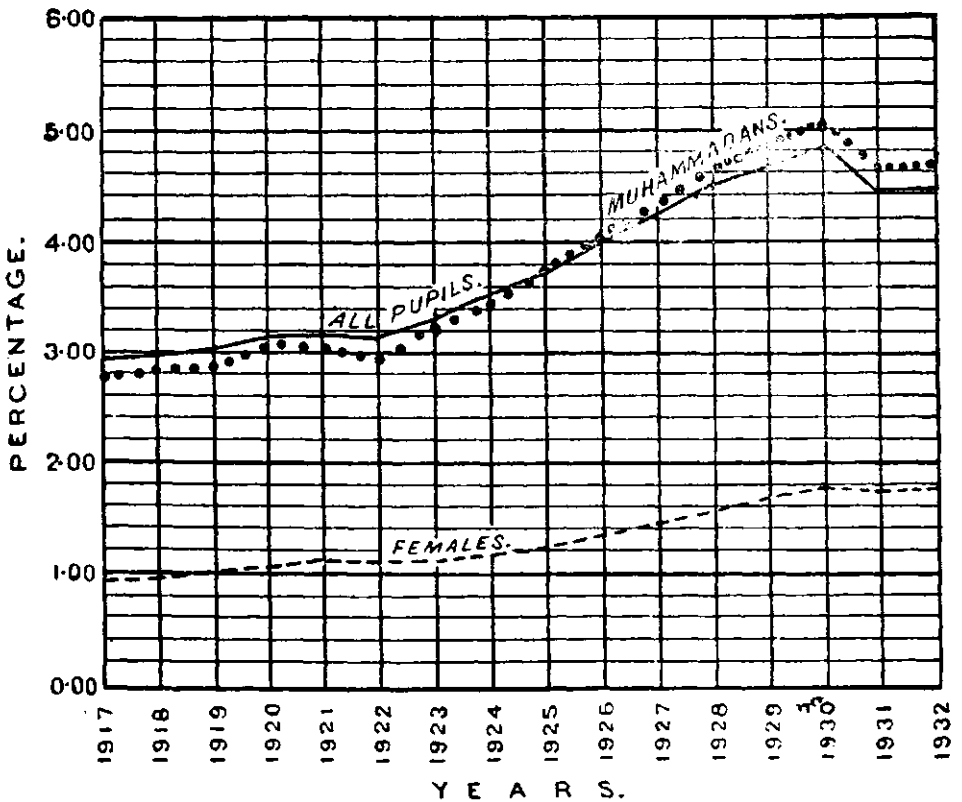
TABLE XIV.

*Percentage of total population receiving instruction in all institutions (recognised and unrecognised), by provinces.*

| Province.                            | 1917. | 1922. | 1927. | 1932. |
|--------------------------------------|-------|-------|-------|-------|
| Madras .. .. .                       | 4.01  | 4.3   | 5.96  | 6.25  |
| Bombay .. .. .                       | 3.96  | 5.0   | 5.95  | 6.11  |
| Bengal .. .. .                       | 4.22  | 4.0   | 5.02  | 5.55  |
| United Provinces .. .. .             | 1.91  | 2.3   | 2.97  | 3.13  |
| Punjab .. .. .                       | 2.43  | 3.0   | 5.71  | 5.61  |
| Burma .. .. .                        | 4.69  | 4.3   | 4.89  | 4.28  |
| Bihar and Orissa .. .. .             | 2.45  | 2.4   | 3.26  | 2.90  |
| Central Provinces .. .. .            | 2.52  | 2.4   | 2.86  | 2.96  |
| Assam .. .. .                        | 3.48  | 2.8   | 3.70  | 4.32  |
| North-West Frontier Province .. .. . | 2.11  | 2.3   | 3.00  | 3.60  |

FIG. 3.

PERCENTAGES OF PUPILS TO POPULATION.  
(RECOGNISED INSTITUTIONS).



(To face page 18.)



(iv) Educational expenditure.

21. The figures below show the serious extent to which the financial shortage has reacted adversely on educational progress. Whereas educational expenditure of all kinds was increased approximately by Rs. 7 crores in the quinquennium of 1917-22, and by Rs. 6 crores in the quinquennium of 1922-27, the increase during the quinquennium under review dropped to Rs. 2.6 crores.

Bearing in mind the phenomenal increase in the number of pupils during the quinquennium of 1922-27, the additional income from fees amounting to about a crore in 1927-32 does not compare unfavourably with that of about Rs. 1½ crores in the previous quinquennium. Local bodies, which must have felt the adverse consequences of financial depression at least as much as other authorities, have none the less increased their educational expenditure by as much as Rs. 72 lakhs, as against Rs. 118 lakhs in the previous quinquennium. On the other hand, the additional contributions made by Government declined from Rs. 291 to Rs. 52 lakhs. There was also a serious drop in the amounts collected from 'other sources'.

TABLE XV.

Total expenditure on education by sources.

| Year.                    | Expenditure from  |              |             |                | Total.       |
|--------------------------|-------------------|--------------|-------------|----------------|--------------|
|                          | Government funds. | Board funds. | Fees.       | Other sources. |              |
|                          | Rs.               | Rs.          | Rs.         | Rs.            | Rs.          |
| 1916-17 .. ..            | 3,91,62,853       | 2,23,17,618  | 3,18,71,238 | 1,95,31,459    | 11,28,83,068 |
| 1921-22 .. ..            | 9,02,30,028       | 2,47,31,150  | 3,80,08,648 | 3,07,83,143    | 18,37,52,969 |
| 1926-27 .. ..            | 11,93,32,854      | 3,65,91,114  | 5,21,27,191 | 3,77,96,413    | 24,58,47,572 |
| 1931-32 .. ..            | 12,46,03,905      | 4,38,18,535  | 6,22,69,534 | 4,11,64,648    | 27,18,56,623 |
| Increase between 1917-22 | 5,10,67,175       | 24,13,532    | 61,37,510   | 1,12,51,684    | 7,08,69,901  |
| Increase between 1922-27 | 2,91,02,826       | 1,18,59,964  | 1,41,18,543 | 70,13,270      | 6,20,94,603  |
| Increase between 1927-32 | 52,71,051         | 72,27,421    | 1,01,42,343 | 33,68,236      | 2,60,09,050  |

It was observed in the Review of 1917-22 that the War had an unfortunate reaction "on the economic condition in India. The rise in prices affected education in two ways. It resulted directly in the withdrawal of a considerable number of pupils whose parents could no longer afford to keep them at school ; to this cause, rather than to non-cooperation, may be assigned the fall in some provinces in the attendance at primary schools. But the effect of the rise in prices on educational finance was even more serious. It necessitated a general revision of the pay of the teaching staff, which absorbed the funds needed for educational expansion."<sup>1</sup>

The quinquennium under review, like that of 1917-22, has been a period of great financial strain, but for reasons diametrically opposite to those which

obtained ten years ago. Low prices have had even more unfortunate effects than did the high prices of ten years ago. Parents, especially those belonging to the agricultural classes, have found it more and more difficult to support the education of their children; and provincial Governments, with their depleted revenues, have had to contract seriously their financial support of education.

22. The annual expenditure figures show the suddenness of the reaction. In the early years of the quinquennium, the amount of additional support averaged about Rs. 1 crore, but in the final year there was an actual decrease in expenditure by more than a crore of rupees.

TABLE XVI.  
*Total expenditure on education, annually.*

| Year.         | Expenditure from  |              |             |                | Total.       |
|---------------|-------------------|--------------|-------------|----------------|--------------|
|               | Government Funds. | Board Funds. | Fees.       | Other sources. |              |
|               | Rs.               | Rs.          | Rs.         | Rs.            | Rs.          |
| 1927-28 .. .. | 12,66,92,478      | 3,78,88,437  | 5,44,71,633 | 3,92,26,271    | 25,82,78,819 |
| 1928-29 .. .. | 13,18,10,145      | 3,94,14,369  | 5,78,17,829 | 4,16,89,910    | 27,07,32,253 |
| 1929-30 .. .. | 13,25,38,044      | 4,24,65,600  | 6,04,61,368 | 3,88,17,006    | 27,42,82,018 |
| 1930-31 .. .. | 4,38,29,132       | 6,14,58,989  | 4,17,76,209 | 28,31,61,446   |              |
| 1931-32 .. .. | 12,46,03,905      | 4,38,18,535  | 6,22,69,534 | 4,11,64,648    | 27,18,56,622 |

23. The provincial figures are also illuminating :

TABLE XVII.  
*Total educational expenditure by provinces.*

| Province.                         | 1922.               | 1927.               | 1932.               | Increase between 1927-32. | Increase between 1922-32. |
|-----------------------------------|---------------------|---------------------|---------------------|---------------------------|---------------------------|
|                                   | Rs.                 | Rs.                 | Rs.                 | Rs.                       | Rs.                       |
| Madras .. ..                      | 3,39,98,292         | 4,52,72,432         | 5,67,61,851         | 1,14,89,419               | 2,27,63,559               |
| Bombay .. ..                      | 2,96,02,944         | 3,82,63,286         | 4,00,40,549         | 17,77,263                 | 1,04,37,605               |
| Bengal .. ..                      | 3,33,87,106         | 3,97,76,068         | 4,22,87,036         | 25,10,968                 | 88,99,930                 |
| United Provinces .. ..            | 2,98,13,563         | 3,37,79,166         | 3,89,21,112         | 51,41,946                 | 91,07,549                 |
| Punjab .. ..                      | 1,89,62,287         | 2,87,65,783         | 3,08,31,143         | 20,65,380                 | 1,18,68,856               |
| Burma .. ..                       | 1,01,64,870         | 1,93,83,804         | 2,11,11,085         | 17,27,281                 | 1,09,46,215               |
| Bihar and Orissa .. ..            | 1,15,16,347         | 1,77,42,059         | 1,73,91,806         | -3,50,254                 | 58,75,458                 |
| Central Provinces .. ..           | 81,26,933           | 1,13,63,933         | 1,03,79,760         | -9,84,175                 | 22,52,827                 |
| Assam .. ..                       | 34,83,928           | 43,84,150           | 50,10,284           | 6,26,134                  | 15,26,356                 |
| North-West Frontier Province.     | 17,39,504           | 20,76,785           | 27,21,862           | 6,45,077                  | 9,82,358                  |
| Minor Administrations .. ..       | 29,57,195           | 50,40,126           | 64,00,135           | 13,60,009                 | 34,42,940                 |
| <b>Total for British India ..</b> | <b>18,37,52,969</b> | <b>24,58,47,572</b> | <b>27,18,56,622</b> | <b>2,60,09,050</b>        | <b>8,81,03,653</b>        |

The most notable feature of these figures is the continuous and almost unchecked progress shown by *Madras*, which recorded an increased expenditure of Rs. 1.12 lakhs in 1927 and one of Rs. 1.15 lakhs in 1932.

On the other hand, the position of *Bihar and Orissa*, unfortunate already, has been rendered still more unfortunate by the present financial depression, as educational expenditure suffered even a reduction during the quinquennium.

The *Central Provinces* which, again, has considerable lee-way to make up suffered a reduction of about Rs. 10 lakhs.

All other provinces were compelled to slacken their efforts very considerably, except the *United Provinces* whose expenditure was increased by about the same amount as in the previous quinquennium.

24. The next Table, which gives the measure of Government support to education, also discloses remarkable variations between provinces. Whereas the *Madras* Government increased its contribution from Rs. 202 to Rs. 255 lakhs during the quinquennium, the Government of *Bihar and Orissa* reduced its contribution from Rs. 72 to Rs. 55 lakhs; and the Government of the *Central Provinces* reduced its allotment by an even greater amount, from Rs. 71 to Rs. 47 lakhs. It is surprising that these two unfortunate provinces have done as well as they have in spite of this sudden and staggering blow.

The *Bombay* Government also reduced its educational budget by Rs. 8 lakhs but even this reduced amount was not far short of Rs. 2 crores, which still compares favourably with budgets of other provinces.

TABLE XVIII.

*Government expenditure by provinces.*

| Province.                                   | 1927.       | 1932.       | Increase (+)<br>or<br>decrease (-). |
|---|-------------|-------------|-------------------------------------|
|   | Rs.         | Rs.         | Rs.                                 |
| <i>Madras</i> .. .. .                       | 2,02,44,183 | 2,55,71,715 | + 53,27,532                         |
| <i>Bombay</i> .. .. .                       | 1,98,57,795 | 1,90,01,634 | - 8,56,161                          |
| <i>Bengal</i> .. .. .                       | 1,47,94,686 | 1,44,46,851 | - 3,47,835                          |
| <i>United Provinces</i> .. .. .             | 1,95,88,185 | 2,17,97,033 | + 22,08,848                         |
| <i>Punjab</i> .. .. .                       | 1,51,17,231 | 1,64,92,681 | + 13,75,450                         |
| <i>Burma</i> .. .. .                        | 95,16,008   | 94,26,339   | - 89,169                            |
| <i>Bihar and Orissa</i> .. .. .             | 72,30,582   | 55,67,823   | - 16,62,759                         |
| <i>Central Provinces</i> .. .. .            | 71,73,592   | 47,62,227   | - 24,11,365                         |
| <i>Assam</i> .. .. .                        | 25,20,628   | 28,82,606   | + 3,61,978                          |
| <i>North-West Frontier Province</i> .. .. . | 13,56,124   | 18,64,011   | + 5,07,887                          |

25. The following Table, which gives the percentage of Government expenditure on education to the total budget expenditure does not disclose any remarkable variation, except that the financial support given to the

backward provinces of *Baluchistan* and the *North-West Frontier* is extremely meagre. Thus these provinces, already backward, will become more and more backward through financial neglect.

TABLE XIX.

*Total provincial expenditure and expenditure on education from Government funds, 1931-32.*

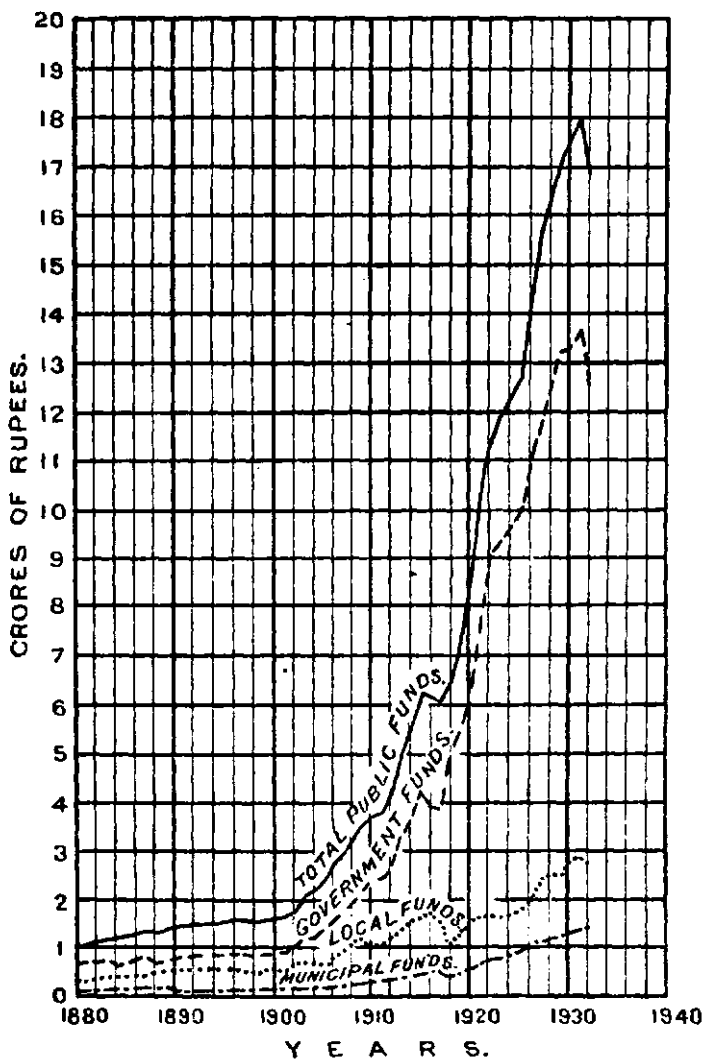
| Province.                            | Total provincial expenditure. | Expenditure on education from Government funds. | Percentage of (3) to (2). |
|--------------------------------------|-------------------------------|---|---------------------------|
| (1)                                  | (2)                           | (3)   | (4)                       |
|                                      | Rs.                           | Rs.   |                           |
| Madras .. .. .                       | 16,24,47,176                  | 2,55,71,715                                     | 15.74                     |
| Bombay .. .. .                       | 15,29,38,534                  | 1,90,01,854                                     | 12.42                     |
| Bengal .. .. .                       | 11,00,51,849                  | 1,44,50,039                                     | 13.13                     |
| United Provinces .. .. .             | 11,83,89,205                  | 1,99,97,933*                                    | 16.89                     |
| Punjab .. .. .                       | 10,38,03,882                  | 1,64,92,681                                     | 15.89                     |
| Burma .. .. .                        | 9,32,58,618                   | 94,26,839                                       | 10.11                     |
| Bihar and Orissa .. .. .             | 5,42,53,411                   | 55,67,823                                       | 10.26                     |
| Central Provinces .. .. .            | 4,57,64,790                   | 47,62,227                                       | 10.41                     |
| Assam .. .. .                        | 2,47,72,884                   | 28,82,606                                       | 11.64                     |
| North-West Frontier Province .. .. . | 3,58,47,000†                  | 18,64,011                                       | 5.20                      |
| Delhi .. .. .                        | 96,54,037                     | 11,57,081                                       | 11.99                     |
| Ajmer-Merwara .. .. .                | 32,24,539                     | 4,09,805  | 12.71                     |
| Baluchistan .. .. .                  | 96,83,300                     | 3,06,944  | 3.17                      |

\* Excludes Government of India's recurring grants of Rs. 3 lakhs to Benares University and Rs. 3 lakhs to Aligarh University; also non-recurring grants of Rs. 6 lakhs to each of these Universities.

† Budget estimates. Actuals not available.

FIG. 5.

PUBLIC EXPENDITURE ON EDUCATION.



(To face page 20.)

The following figures also suggest striking variations between provinces :

TABLE XX.

*Total average annual cost per pupil in institutions for boys and girls, 1931-32.*

| Province.                     | Total cost per pupil in |               |                         |                            |                  |                   |
|-------------------------------|-------------------------|---------------|-------------------------|----------------------------|------------------|-------------------|
|                               | Arts colleges.          | High schools. | English middle schools. | Vernacular middle schools. | Primary schools. | All institutions. |
|                               | Rs.                     | Rs.           | Rs.                     | Rs.                        | Rs.              | Rs.               |
| Madras .. ..                  | 210.47                  | 52.13         | 45.65                   | ..                         | 8.94             | 20.04             |
| Bombay .. ..                  | 221.25                  | 74.78         | 51.34                   | ..                         | 17.94            | 29.98             |
| Bengal .. ..                  | 179.27                  | 41.73         | 18.76                   | 18.35                      | 3.88             | 15.50             |
| United Provinces ..           | (a) 393.17              | (b) 71.12     | 57.78                   | 20.18                      | 7.92             | 26.70             |
| Punjab .. ..                  | 187.40                  | 46.02         | 30.85                   | 13.77                      | 9.97             | 25.70             |
| Burma .. ..                   | 511.06                  | 77.64         | 98.37                   | 19.46                      | 8.44             | 40.20             |
| Bihar and Orissa ..           | 338.69                  | 49.52         | 21.91                   | 17.19                      | 6.45             | 16.70             |
| Central Provinces ..          | 299.47                  | 119.52        | 45.09                   | 13.99                      | 10.70            | 23.04             |
| Assam .. ..                   | 301.21                  | 45.74         | 23.88                   | 9.98                       | 4.95             | 14.30             |
| North-West Frontier Province. | 445.72                  | 47.41         | 32.02                   | 17.74                      | 12.89            | 35.05             |
| Coorg .. ..                   | ..                      | 63.51         | ..                      | ..                         | 12.69            | 25.12             |
| Delhi .. ..                   | 197.07                  | 74.36         | 32.91                   | 26.10                      | 18.46            | 56.46             |
| Ajmer-Merwara ..              | 248.98                  | 78.99         | 71.24                   | 48.21                      | 14.35            | 39.80             |
| Baluchistan .. ..             | ..                      | 64.16         | 55.21                   | 23.53                      | 27.88            | 67.59             |
| Bangalore .. ..               | 171.33                  | 84.22         | 42.28                   | 18.94                      | 16.51            | 60.75             |
| Other Administered Areas.     | ..                      | 95.23         | 61.28                   | 27.68                      | 16.96            | 60.02             |

(a) Includes the cost in Intermediate Colleges.

(b) Excludes the cost in Intermediate Colleges.

TABLE XXI.

*Average annual cost per pupil to Government in institutions for boys and girls, 1931-32.*

| Province.                     | Cost per pupil to Government in |               |                         |                            |                  |                   |
|-------------------------------|---------------------------------|---------------|-------------------------|----------------------------|------------------|-------------------|
|                               | Arts colleges.                  | High schools. | English middle schools. | Vernacular middle schools. | Primary schools. | All institutions. |
|                               | Rs.                             | Rs.           | Rs.                     | Rs.                        | Rs.              | Rs.               |
| Madras .. ..                  | 65.37                           | 12.45         | 14.67                   | ..                         | 4.88             | 9.02              |
| Bombay .. ..                  | 53.12                           | 20.53         | 10.98                   | ..                         | 10.32            | 14.23             |
| Bengal .. ..                  | 70.94                           | 8.59          | 1.86                    | 3.12                       | 1.27             | 5.30              |
| United Provinces .. ..        | (a) 198.00                      | (b) 38.68     | 22.94                   | 11.29                      | 5.16             | 15.00             |
| Punjab .. ..                  | 60.26                           | 17.81         | 9.92                    | 9.54                       | 6.16             | 13.70             |
| Burma .. ..                   | 409.12                          | 28.48         | 42.37                   | 1.05                       | 0.35             | 18.00             |
| Bihar and Orissa .. ..        | 244.60                          | 16.84         | 2.21                    | 1.43                       | 0.14             | 5.40              |
| Central Provinces .. ..       | 192.31                          | 49.01         | 18.73                   | 5.14                       | 3.89             | 10.57             |
| Assam .. ..                   | 230.92                          | 26.33         | 7.22                    | 3.82                       | 3.14             | 8.20              |
| North-West Frontier Province. | 306.79                          | 25.64         | 15.23                   | 15.24                      | 8.73             | 24.00             |
| Coorg .. ..                   | ..                              | 45.24         | ..                      | ..                         | 6.44             | 14.28             |
| Delhi .. ..                   | 56.45                           | 34.54         | 9.68                    | 16.55                      | 7.60             | 26.84             |
| Ajmer-Merwara .. ..           | 158.55                          | 33.22         | 27.73                   | 33.81                      | 5.30             | 19.43             |
| Baluchistan .. ..             | ..                              | 29.82         | 17.44                   | 13.82                      | 21.26            | 40.04             |
| Bangalore .. ..               | 52.26                           | 25.46         | 16.77                   | 8.98                       | 9.00             | 23.72             |
| Other Administered Areas.     | ..                              | 25.62         | 22.10                   | 16.24                      | 4.84             | 16.77             |

(a) Includes the cost in Intermediate Colleges. (b) Excludes the cost in Intermediate Colleges.

TABLE XXII.

*Total average annual cost per pupil in institutions for boys, 1931-32.*

| Province.                     | Total cost per pupil in |               |                         |                            |                  |                   |
|-------------------------------|-------------------------|---------------|-------------------------|----------------------------|------------------|-------------------|
|                               | Arts colleges.          | High schools. | English middle schools. | Vernacular middle schools. | Primary schools. | All institutions. |
|                               | Rs.                     | Rs.           | Rs.                     | Rs.                        | Rs.              | Rs.               |
| Madras .. ..                  | 192.20                  | 48.53         | 42.07                   | ..                         | 8.58             | 14.43             |
| Bombay .. ..                  | 221.25                  | 70.46         | 48.13                   | ..                         | 17.2             | 29.34             |
| Bengal .. ..                  | 175.3                   | 38.8          | 17.76                   | 13.95                      | 3.9              | 12.8              |
| United Provinces .. ..        | (a) 381.04              | (b) 66.45     | 55.35                   | 21.03                      | 7.83             | 16.58             |
| Punjab .. ..                  | 183.93                  | 44.22         | 29.51                   | 13.61                      | 9.81             | 21.03             |
| Burma .. ..                   | 511.06                  | 73.21         | 97.10                   | 19.46                      | 8.26             | 24.32             |
| Bihar and Orissa .. ..        | 337.34                  | 47.67         | 21.33                   | 16.67                      | 6.32             | 12.80             |
| Central Provinces .. ..       | 299.47                  | 114.93        | 43.31                   | 13.80                      | 10.28            | 17.86             |
| Assam .. ..                   | 301.21                  | 46.1          | 20.43                   | 9.79                       | 4.9              | 10.6              |
| North-West Frontier Province. | 445.72                  | 49.29         | 31.99                   | 17.77                      | 13.97            | 26.99             |
| Coorg .. ..                   | ..                      | 66.14         | ..                      | ..                         | 11.79            | 17.63             |
| Delhi .. ..                   | 196.40                  | 72.18         | 31.64                   | 19.37                      | 16.06            | 39.81             |
| Ajmer-Merwara .. ..           | 248.98                  | 70.83         | 47.38                   | 41.97                      | 11.72            | 31.22             |
| Baluchistan .. ..             | ..                      | 64.16         | 43.95                   | 62.37                      | 28.13            | 47.05             |
| Bangalore .. ..               | 171.33                  | 87.11         | 38.01                   | 16.39                      | 15.96            | 40.01             |
| Other Administered Areas.     | ..                      | 90.92         | 46.61                   | 55.58                      | 16.1             | 64.67             |

(a) Includes the cost in Intermediate colleges. (b) Excludes the cost in Intermediate colleges.

TABLE XXIII.

*Average annual cost per pupil to Government in institutions for boys, 1931-32.*

| Province.                     | Cost per pupil to Government in |               |                         |                            |                  |                   |
|-------------------------------|---------------------------------|---------------|-------------------------|----------------------------|------------------|-------------------|
|                               | Arts colleges.                  | High schools. | English middle schools. | Vernacular middle schools. | Primary schools. | All institutions. |
|                               | Rs.                             | Rs.           | Rs.                     | Rs.                        | Rs.              | Rs.               |
| Madras .. ..                  | 55.55                           | 9.70          | 12.38                   | ..                         | 4.77             | 6.74              |
| Bombay .. ..                  | 53.12                           | 18.68         | 9.01                    | ..                         | 10.43            | 14.39             |
| Bengal .. ..                  | 66.8                            | 7.1           | 1.33                    | 1.17                       | 1.3              | 3.8               |
| United Provinces ..           | (a) 191.32                      | (b) 36.98     | 20.14                   | 11.48                      | 5.27             | 10.11             |
| Punjab .. ..                  | 57.33                           | 15.69         | 8.99                    | 9.75                       | 6.42             | 11.58             |
| Burma .. ..                   | 409.12                          | 28.00         | 41.31                   | 0.98                       | 0.32             | 7.66              |
| Bihar and Orissa ..           | 243.16                          | 14.28         | 1.65                    | 0.02                       | 0.10             | 3.34              |
| Central Provinces ..          | 192.31                          | 48.17         | 18.23                   | 4.76                       | 3.16             | 7.79              |
| Assam .. ..                   | 230.92                          | 25.5          | 4.59                    | 3.78                       | 3.1              | 6.1               |
| North-West Frontier Province. | 305.79                          | 26.68         | 19.93                   | 16.71                      | 10.89            | 19.60             |
| Coorg .. ..                   | ..                              | 50.27         | ..                      | ..                         | 5.21             | 10.02             |
| Delhi .. ..                   | 55.12                           | 34.00         | 9.18                    | 14.83                      | 7.04             | 16.65             |
| Ajmer-Merwara ..              | 158.55                          | 32.70         | 14.29                   | 32.57                      | 5.50             | 15.77             |
| Baluchistan .. ..             | ..                              | 29.82         | 20.15                   | 53.95                      | 22.31            | 26.38             |
| Bangalore .. ..               | 52.26                           | 25.48         | 15.73                   | 5.58                       | 7.16             | 14.03             |
| Other Administered Areas.     | ..                              | 26.90         | 17.19                   | 19.92                      | 4.58             | 18.48             |

(a) Includes the cost in Intermediate Colleges.

(b) Excludes the cost in Intermediate Colleges.

The comparatively high cost of education in the North-West Frontier Province can be ascribed to sparsely populated areas, to the comparatively small number of pupils in the schools, and to other obvious causes. As will be pointed out later, Bombay, the United Provinces, the Punjab, and the Central Provinces depend very largely on publicly managed schools as against the stipendiary or privately managed schools which are generally in vogue in Madras, Bihar and Orissa, and Bengal; and this undoubtedly accounts for the higher cost per pupil in the former provinces. But the



most astonishing feature of these figures is the very low cost per pupil, which obtains in Bengal, Bihar and Orissa and Assam ; and particularly, the very inadequate support which is received from Government in these provinces.

26. The next Table shows the amounts spent on education according to objects. As was to be expected, money has been saved mainly by a largely reduced expenditure on buildings, the amount having declined from Rs. 277 to Rs. 181 lakhs. The only other item which shows an actual decrease in expenditure is that of training schools. This is scarcely the direction in which economy should have been effected. The small additional amount spent on inspection, is an ominous sign of reduced efficiency.

TABLE XXIV.

*Expenditure on education according to objects.*

|                          | 1926-27.     |              |              | 1931-32.     |              |               | Increase (+)<br>or<br>decrease (-). |
|--------------------------|--------------|--------------|--------------|--------------|--------------|---------------|-------------------------------------|
|                          | For males.   | For females. | Total.       | For males.   | For females. | Total.        |                                     |
|                          | Rs.          | Rs.          | Rs.          | Rs.          | Rs.          | Rs.           |                                     |
| Arts colleges .. ..      | 1,40,00,253  | 5,84,665     | 1,45,84,918  | 1,59,90,733  | 6,61,779     | 1,66,61,512   | +20,76,594                          |
| Professional colleges .. | 73,96,426    | 2,39,366     | 76,35,792    | 78,31,648    | 3,06,514     | 81,38,162     | +5,02,370                           |
| Secondary schools .. ..  | 5,74,54,320  | 87,40,070    | 6,61,94,390  | 6,97,73,540  | 1,15,26,519  | 8,13,00,059   | +1,51,05,669                        |
| Primary schools .. ..    | 5,92,20,326  | 1,03,01,370  | 6,95,21,696  | 6,80,98,169  | 1,31,62,121  | 8,12,60,290   | +1,17,38,594                        |
| Training schools .. ..   | 42,33,941    | 13,97,354    | 56,31,295    | 39,78,449    | 16,16,359    | 55,94,808     | -36,487                             |
| Other special schools .. | 1,09,31,947  | 7,29,290     | 1,16,61,237  | 1,19,49,646  | 10,50,719    | 1,30,00,365   | +13,39,128                          |
| Universities .. ..       | 1,00,53,859  |              | 1,00,53,859  | 1,32,07,788  |              | 1,32,07,788   | +31,53,929                          |
| Direction .. ..          | 15,55,351    |              | 15,55,351    | 17,19,599    |              | 17,19,599     | +1,64,248                           |
| Inspection .. ..         | 80,03,425    | 7,43,281     | 87,46,706    | 87,53,592    | 9,33,910     | 96,87,502     | +9,40,796                           |
| Buildings, etc. .. ..    | 2,51,65,091  | 25,60,086    | 2,77,25,177  | 1,62,51,940  | 19,44,739    | 1,81,96,679   | -95,28,498                          |
| Miscellaneous .. ..      | 1,80,69,710  | 44,67,411    | 2,25,37,151  | 1,74,65,800  | 53,00,201    | 2,27,66,001   | +2,28,850                           |
| Total .. ..              | 20,44,75,439 | 2,97,62,923  | 24,58,47,572 | 22,01,02,517 | 3,65,02,861  | 27,18,56,622* | +2,60,09,050                        |
|                          | 1,16,09,210  |              |              | 1,49,27,387  |              |               |                                     |

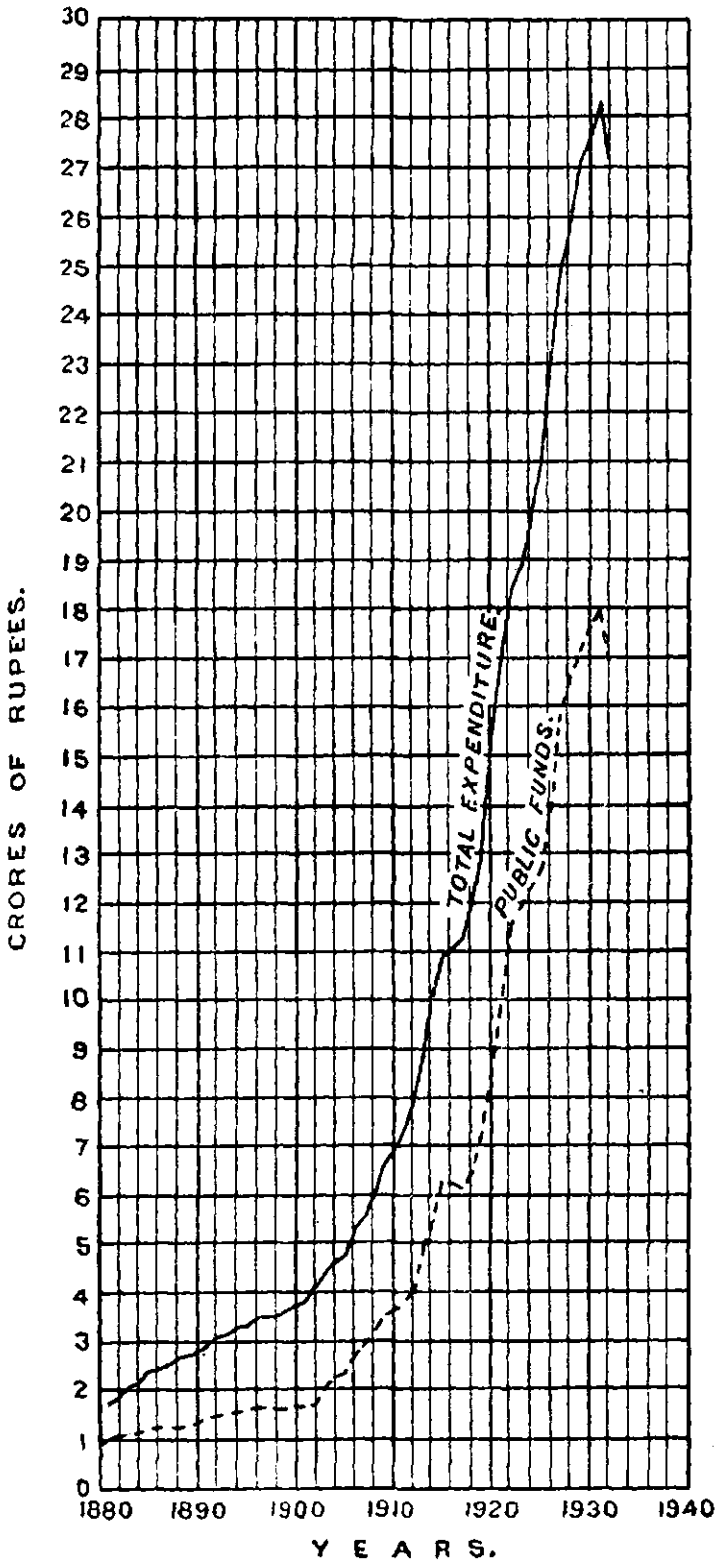
\* Includes Rs. 3,23,857 spent on Boards of Intermediate and Secondary Education.

*(v) Variations between provinces.*

27. It has been suggested that there is much variation in the rate of progress and in the measure of financial support in the several provinces. The following Table is valuable, as it gives in a compact form the main statistics which confirm this contention to a striking degree.

FIG. 6.

PUBLIC AND TOTAL EXPENDITURE ON EDUCATION.



(To face page 27.)

TABLE XXV.

Main statistics of enrolment and expenditure in 1931-32, by provinces.

| Province.                    | Population<br>(in<br>millions). | Enrolment in<br>all institu-<br>tions. | Percentage<br>of<br>boys at<br>school<br>to male<br>popula-<br>tion. | Percentage<br>of<br>girls at<br>school<br>to female<br>popula-<br>tion. | Total<br>expenditure. | Government<br>expenditure. | Average<br>cost<br>per pupil. | Cost per<br>pupil to<br>Govern-<br>ment. |
|------------------------------|---------------------------------|--|--|---|-----------------------|----------------------------|-------------------------------|--|
|                              |                                 |  |  |   | Rs.                   | Rs.                        | Rs.                           | Rs.                                      |
| Madras .. .. .               | 46·7                            | 2,924,862                              | 9·5  | 3·1   | 5,67,61,851           | 2,55,71,715                | 20·04                         | 9·02                                     |
| Bombay .. .. .               | 21·9                            | 1,335,547                              | 9·07   | 2·83  | 4,00,40,549           | 1,90,01,654                | 29·98                         | 14·23                                    |
| Bengal .. .. .               | 50·1                            | 2,783,225                              | 8·53   | 2·32  | 4,22,87,036           | 1,44,46,851                | 15·5                          | 5·3                                      |
| United Provinces .. .. .     | 48·4                            | 1,517,988                              | 5·30   | 0·72  | 3,89,21,112           | 2,17,97,033                | 26·7                          | 15·00                                    |
| Punjab .. .. .               | 23·6                            | 1,333,567                              | 8·82   | 1·85  | 3,08,31,143           | 1,64,92,681                | 25·7                          | 13·7                                     |
| Burma .. .. .                | 14·7                            | 727,406                                | 6·81   | 3·01  | 2,11,11,085           | 94,26,839                  | 40·2                          | 18·00                                    |
| Bihar and Orissa .. .. .     | 37·7                            | 1,094,823                              | 5·15   | 0·67  | 1,73,91,805           | 55,67,823                  | 16·7                          | 5·4                                      |
| Central Provinces .. .. .    | 15·5                            | 459,942                                | 5·07   | 0·85  | 1,03,79,760           | 47,62,227                  | 23·04                         | 10·57                                    |
| Assam .. .. .                | 8·6                             | 372,318                                | 6·88   | 1·5   | 50,10,284             | 28,82,606                  | 14·3                          | 8·2                                      |
| North-West Frontier Province | 2·4                             | 88,489                                 | 5·7  | 1·2   | 27,21,862             | 18,64,011                  | 35·05                         | 24·00                                    |

With the highest percentage of both boys and girls at school to the total male and female population respectively and with rapidly increasing financial support, Madras seems to be the most happily placed of all provinces in India. It seems probable that the supremacy in education, which this province has gained in the past over other provinces on account of other reasons, will be increased still further by its more stable financial position.

At the other end of the scale is the recently constituted province of Bihar and Orissa, which for many years formed part of the Presidency of Bengal. The percentage of girls at school to the total female population is lower than in any other province; and the percentage of boys at school to the total male population is lower than in any other province except the Central Provinces. With this tremendous lee-way to make up, it is all the more unfortunate that Bihar receives so little financial support. Indeed, the Bihar Government contributes less per head of the school population than does the Government of any other province except Bengal. More and more is the gap, wide enough already, being widened between progressive and backward provinces.

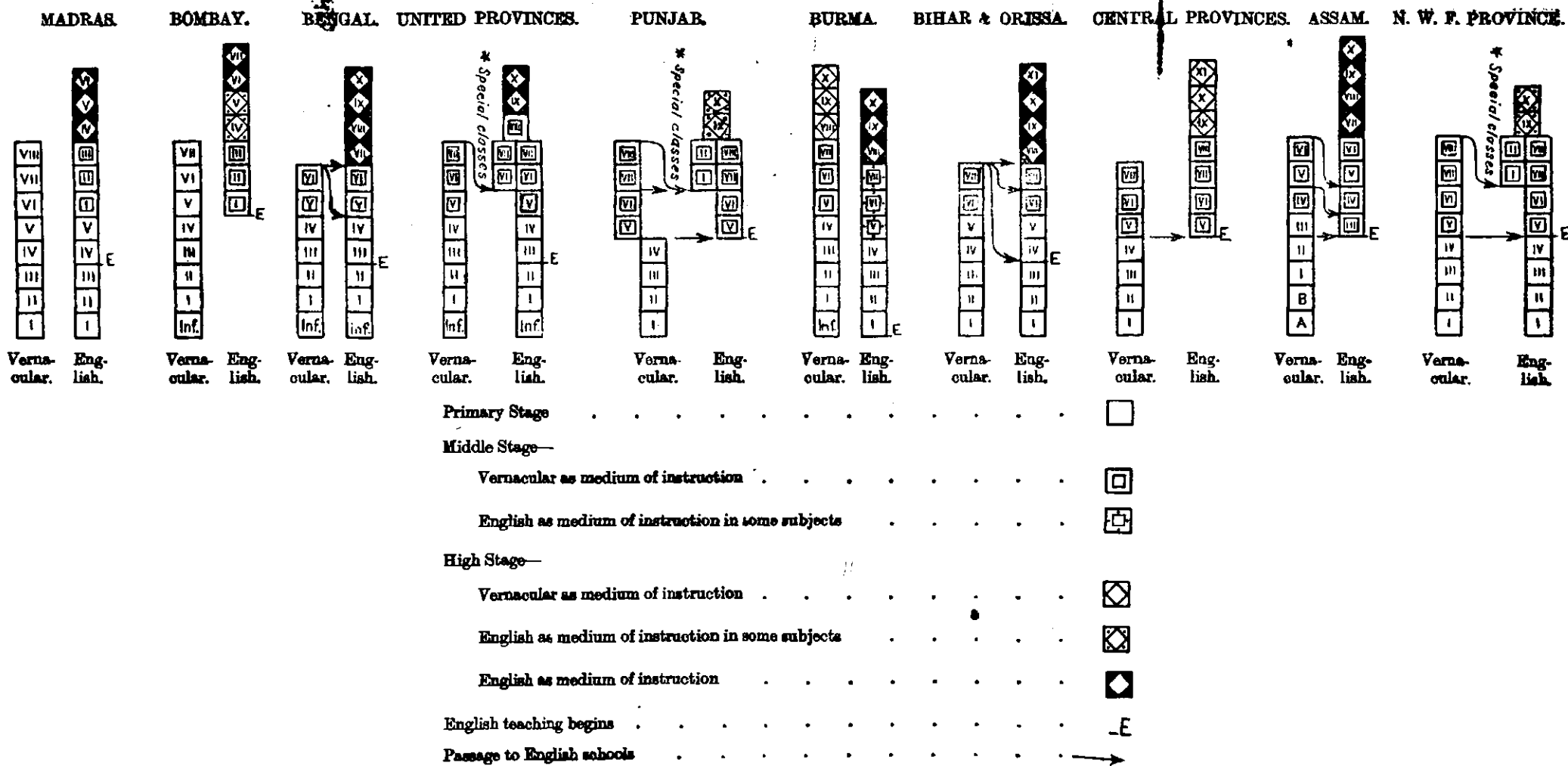
28. In the pre-Reform days before 1921, when the Government of India played a prominent part in financing education and in defining educational policy, these financial inequalities were lessened to some extent by subventions from the Government of India; but with the steady growth of provincial autonomy, the poorer provinces have had to depend more and more on their own attenuated resources. Thus, in present circumstances, there must necessarily be a grave lack of uniformity in the speed of educational advance throughout British India, especially in primary education and the removal of illiteracy.

29. There are also wide variations between the provinces other than those of financial inequality and of the speed of advance. The old-time criticism of Indian education as being of a lifeless uniformity is now by no means justified. Since the time when in 1921 the Government of India divested itself of its control over education, each province has tended to go its own way and to develop its own peculiar characteristic features; and this tendency will doubtless be developed still further.

30. There is, first, considerable variation in the general scheme of school classes, and in the nomenclature by which each of these classes is known. For the sake of convenience and future reference, the useful diagram which has been included in previous Reviews has been brought up to date and reprinted on the opposite page.

The length of the course culminating in the Matriculation examination is by no means uniform in the provinces. Whereas there are twelve classes in some provinces, there are only ten classes in others. This disparity goes far to explain why Punjab students, in particular, often enter a university at an age earlier than elsewhere in India.

**SCHEME OF SCHOOL CLASSES.**



**EXPLANATORY NOTES.**

**Madras.**—A pupil can join any class or form of a secondary school for which he is found fit. There is no restriction whatever in passing from an elementary (vernacular) school to a secondary (English) school. There is no departmental rule determining the class in which a pupil may begin the study of English. In secondary schools, it is usual to begin English in Class IV; an earlier commencement of the study of English is discouraged. In some elementary schools, English is taught in Standard IV and higher standards if a teacher qualified to teach English is available.

**Bombay.**—In some selected vernacular schools, arrangements are made to teach English in Standards V, VI and VII by attaching separate classes, which are known as "English Classes". In addition, there are special classes in English for boys, who have passed the Vernacular Final examination in which a special and intensive course is followed to enable them to complete Anglo-Vernacular Standards I—III in one year.

**Bengal.**—In Bengal, pupils who have read English as an optional subject in a vernacular school may pass from class VI of such a school to Class VII of a high English school, while others pass to Class V.

**United Provinces.**—The bottom three classes have been detached from Government high schools. They now form a distinct class of schools known as "preparatory schools".

**Punjab.**—In the Punjab also the tendency is to detach from each Government high school the first four classes.

**Burma.**—In Burma, a pupil desiring to join an English school from a vernacular school may be admitted to any class in the latter in which he is found fit. There is no hard and fast rule as to the medium of instruction in Anglo-Vernacular schools, but instructions have been issued that the use of English should be introduced gradually. There are also national Anglo-Vernacular schools which are classified as

preparatory (Forms I—VII) and high (Forms VIII—XI). Pupils from Form VII of these schools prepare for the Government Anglo-Vernacular Middle School Examination and those from Form XI for the Anglo-Vernacular High School Examination. Promotions in national schools are made half-yearly.

**Bihar and Orissa.**—In Bihar and Orissa, those who have not read English as an optional subject in the vernacular school pass into Class IV of an English school, but in some schools they pass into a class (below Class VIII) in which special instruction in English is given to such boys. Those who have read English may pass into Classes VIII, VII, VI or V according to the progress they have made in that language.

**Central Provinces.**—In the Central Provinces, English may also be taken as an optional subject in a vernacular school from Class V.

**Assam.**—In Assam, primary classes are not attached to any high or middle English schools. English has been introduced as an optional subject in middle vernacular schools.

**\*Special Classes.**—In the United Provinces, Punjab, and the North-West Frontier Province, there are two Special Classes attached to certain Anglo-Vernacular schools. Boys who have passed the Vernacular Final Examination and desire to enter an Anglo-Vernacular school are required to spend two years in these classes, mainly in the study of English, before proceeding to Class VIII in the United Provinces, and Class IX in the Punjab and the North-West Frontier Province. In the Punjab if a boy desires to go over to an Anglo-Vernacular school after passing Class VI of a vernacular middle school, he can do so by studying for one year in the first special class after which period he can join Class VII of an Anglo-Vernacular School; pupils in vernacular middle schools who have passed in optional English in the Vernacular Final Examination can proceed direct to Class IX. In the North-West Frontier Province, a pupil having completed the lower middle school course, after receiving instruction in the special class attached to a high school for one year and having successfully completed the course may join Class VII of that school.

31. There is a more fundamental variation in classification, which is thus explained in the Bombay report :

“ In this Presidency ‘ primary education ’ is defined as education given wholly through the vernacular in any of the prescribed vernacular standards. . . . The primary course covers a period of eight years and consists of two stages—the Elementary or Lower Primary Stage (the infant class and Standards I-IV), and the Upper Primary Stage (Standards V-VII). In all other provinces, except Madras which follows the same classification as this Presidency, the three upper Standards (V-VII) are classed as ‘ Vernacular Middle ’, and the schools which teach these standards are classed as ‘ secondary ’ for the purpose of their General Educational Tables. . . . There are fundamental reasons why the classification followed in this Presidency should be maintained. Primary schools in this Presidency (including Standards V-VII) represent a form of education which is self-contained and homogeneous, and is entirely separate in purpose, outlook and technique from the English education given in secondary schools.”<sup>1</sup>

As a result of this variation in classification many of the General Tables should be read with caution. As pupils in the upper vernacular classes are classified as ‘ primary ’ in Madras and Bombay, whereas in other provinces they are classified as ‘ secondary ’, an unduly optimistic impression is given of the development of primary education in these two provinces in comparison with other provinces.

32. There are also variations in the policy regarding the use of the vernacular medium of instruction and the stage at which the study of English as a subject should be introduced in anglo-vernacular or English schools.

It is being realised more and more that, in consequence of the early development of English as the medium of instruction in English or anglo-vernacular schools and of the unfortunate neglect of vernaculars as subjects of study, Indian pupils only too often are unable to think or to express themselves in any language. In order to counteract this unfortunate tendency, the introduction of English as the medium of instruction has been postponed until a later stage with the dual hope that pupils will make more rapid progress in the ordinary school subjects by learning them through the medium of a language familiar to them ; and that, as a result, more time will become available for the study of English as a subject. The matter will be dealt with in greater detail in Chapter IV.

33. The main point of difference in the provincial systems, however, lies in the neglect or encouragement of vernacular schools. The vernacular system of education differs from the English or anglo-vernacular system, not merely in the medium which is employed, but even more in its objective. Its aim should be to provide a sound general education complete in itself, which, if properly regulated, would do much to build up a spirit of leadership and initiative in the countryside.

<sup>1</sup> Bombay, page 89.



The comparative advantages of the vernacular and anglo-vernacular systems of education will be discussed later. It is sufficient here to point out that the stronghold of the vernacular system is in the west and north-west; that of the English or anglo-vernacular system is in the east and north-east of India.

34. Another point of difference between the provinces lies in the extent in which segregate schools are encouraged for the accommodation of children of particular communities. Prominent in this category of institution are the madrassahs, maktabas and mulla schools for Muslims, and pathshalas for Hindus; there are also large numbers of monastic schools in Burma. In one sense, these institutions are interesting relics of the old indigenous system of oriental learning; in another sense, they often provide a very inadequate grounding for pupils who have to make their way in the unfamiliar conditions of modern life. They are also largely responsible for serious overlapping and consequent extravagance in the educational system.

The stronghold of the indigenous systems is in Burma, Bengal and Sind, and to a lesser extent in Assam, Bihar and the United Provinces. As many as 261,317 out of a total of 727,406 pupils in Burma are enrolled in monastic schools; as many as 927,397 out of a total of 2,783,225 pupils in Bengal are enrolled in madrassahs and maktabas.

In the Punjab, on the other hand, schools of this type scarcely exist, and in Madras they are infrequent. But in Madras and Bombay Presidencies large numbers of segregate primary schools, which provide education largely of the normal type, are maintained for the benefit of the Muslim community.

35. There are also wide differences in the general organisation of schools. In Madras, Bengal, Assam and Bihar, the vast bulk of primary schools are under private management, in very many cases the management consisting solely of the school teacher, who regards the school as his personal property and may (or may not) receive a small subvention in grant-in-aid. The persistence of this system is largely responsible for the grave difficulties encountered by these provinces in making an equitable and economical distribution of schools throughout the province; and also for the ephemeral nature of many schools. On the other hand, there is the possible advantage that the teacher (especially the right type of teacher) becomes rooted in the village so that his relations with parents and pupils are more friendly and intimate than are those of a teacher employed by a public authority, who is liable to transfer at almost a moment's notice.

In the Punjab, Bombay, the North-West Frontier Province, the United and Central Provinces, on the other hand, the vast bulk of the primary schools are maintained by local bodies. In consequence, the administration and organisation of the primary system is not attended by many of the obvious difficulties which are inseparable from the rival system.

TABLE XXVI.

*Primary schools, by management, 1931-32.*

| Province.                       | Publicly managed schools. |        | Privately managed schools. |          | Total.  |
|---------------------------------|---------------------------|--------|----------------------------|----------|---------|
|                                 | Government.               | Board. | Aided.                     | Unaided. |         |
| Madras .. .. .                  | 1,727                     | 20,579 | 29,302                     | 766      | 52,374  |
| Bombay .. .. .                  | 37                        | 11,988 | 2,646                      | 180      | 14,851  |
| Bengal .. .. .                  | 107                       | 4,492  | 48,248                     | 8,315    | 61,162  |
| United Provinces .. .. .        | 29                        | 16,458 | 4,872                      | 143      | 21,502  |
| Punjab .. .. .                  | 17                        | 5,563  | 1,513                      | 145      | 7,238   |
| Burma .. .. .                   | 29                        | 30     | 4,703                      | ..       | 4,762   |
| Bihar and Orissa .. .. .        | 18                        | 3,486  | 21,210                     | 2,857    | 27,571  |
| Central Provinces .. .. .       | 253                       | 3,951  | 200                        | 162      | 4,566   |
| Assam .. .. .                   | 274                       | 4,303  | 704                        | 610      | 5,891   |
| North-West Frontier Province .. | ..                        | 643    | 50                         | 17       | 710     |
| Coorg .. .. .                   | 14                        | 89     | 6                          | ..       | 109     |
| Delhi .. .. .                   | ..                        | 134    | 88                         | ..       | 222     |
| Ajmer-Merwara .. .. .           | 160                       | 13     | 62                         | 27       | 262     |
| Baluchistan .. .. .             | 78                        | 6      | 5                          | ..       | 89      |
| Bangalore .. .. .               | 1                         | 26     | 53                         | ..       | 80      |
| Other Administered Areas ..     | 3                         | 38     | 38                         | 2        | 81      |
| British India ..                | 2,747                     | 71,799 | 113,700                    | 13,224   | 201,470 |

36. Wide distinctions have arisen between provinces in the university system. Until the period of the War, universities in India were confined to the five old-established universities of the affiliating type. The system was therefore rigid and uniform, all universities and colleges being very similar in type. Within recent years, however, a large number of new universities of varying types have been created. Some of them are of the unitary type, in which colleges, if they exist at all, perform only subsidiary teaching functions; others, again, are of the affiliating type, though certain improvements have been grafted on to them.

Thus, there is a pleasing variety of experiment, but there are some disconcerting features in these innovations. Each university now tends to be self-contained, ambitious to provide teaching up to the highest grades in a very large number of subjects, regardless of the contributions made by other and neighbouring universities. As a result, there is much overlapping and extravagance.

37. This rapid growth of provincial particularism is calculated to develop a spirit of inquiry and initiative, but should not be carried to excess. It is scarcely conducive to the right development of education in India that some parts of the country should be making rapid strides, while others, as a result of their poverty, have not even the opportunity of making any appreciable advance. Provinces are also becoming more and more exclusive in their activities, and the experiences of one province are not readily available to other provinces. A rigid and narrow provincialism is a danger to proper development.

## CHAPTER II.

## GOVERNANCE AND ADMINISTRATION.

*(i) The Central Government.*

The full effect of the political reforms of 1921 was insufficiently realised at the outset.

The Review of 1917-22 expressed the opinion that—

“By declaring education to be ‘provincial’ the Government of India Act did little more than state and define the existing position. Although the Central Government had in the past convened educational conferences and issued circulars and resolutions on educational policy, provincial Governments had been responsible not only for the administration of local institutions but also for the development of their own educational systems. For example, in questions such as the control and finance of secondary education, the provision of free primary education and even the introduction of compulsory education, provincial Governments had been free to adopt, and had in fact adopted, different policies. It was only when legislation was involved (and education in India is singularly unfettered by legislation) or when appointments were to be made to the Indian Educational Service, or when schemes were proposed involving large expenditure, that a provincial Government required the authority of the Government of India. The effect of the ‘provincialisation’ introduced by the Reforms has been chiefly financial.”<sup>1</sup>

2. Many advantages have resulted from the transfer of responsibility from the Government of India to provincial Governments; in the development of initiative and the desire to experiment, in the closer contact with public opinion, in the removal of delays caused by the necessity of referring all important questions to a distant authority. But there are certain disadvantages, which were scarcely noticed at the time.

The two following extracts from provincial reports which were reproduced in the Review of 1917-22 are of particular interest. Had the warnings contained in them not passed unheeded, the dangerous form of provincial exclusiveness which has been discussed in the previous chapter would have been counteracted.

“One of the main objects of the Reforms was the substitution of the direct and personal control of the Minister (who is responsible to the Legislative Council) for the distant and official control hitherto exercised by the Government of India. The change has been beneficial, except in one respect. There is a growing danger of an exaggerated form of provincialism in education which, if not checked at the outset, may have disastrous results. No Indian province can live unto itself. Universities of the modern type transcend provincial limits. Indian scholars, proceeding overseas, carry with them the reputation of India in the world of learning. There is also the danger of a serious and extravagant overlapping between the several provinces, especially in the region of higher education.... There is thus a grave need for some central body which can discuss matters without interfering unduly with the autonomy of the provinces.”<sup>2</sup>

The second quotation was written on similar lines :

“With the transfer of educational control from the central to the local Government, education in this province tended to lose the advantage which it drew from the submission of its schemes to an authority commanding a wider outlook. Such benefits, however, as accrued from this relationship have been preserved for the provinces by the constitution of a central advisory board under the charge of the Educational Commissioner with the Government of India. The proceedings of the board have been stimulating and helpful. They keep the Department in touch with effort and success in other provinces, and may serve to correct the natural tendency of a small province in isolation from its neighbours to pass from the provincial to the parochial and to respond too readily to local impulses.”<sup>3</sup>

<sup>1</sup> 8th Q. R., page 26.

<sup>2</sup> 8th Q. R., page 28.

<sup>3</sup> 8th Q. R., pages 28-29.

3. There were signs at that time that the Government of India, realising the possibilities of these dangers, still desired to take part in educational discussions and to assist provincial Governments by the dissemination of valuable information and by arranging for meetings held with the object of promoting an interchange of thought and experience. On the other hand, many provincial Governments were inclined to treasure their newly-won freedom from distant control and to regard any action on the part of the Government of India as an act of trespass on their preserves.

In 1921, a Central Advisory Board was constituted. The Educational Commissioner was the chairman and the Board included a number of eminent educationists, official and non-official, from the provinces. It was a body which might have been of real assistance to Ministers in framing a policy for the expansion and betterment of education, and to which complex problems could have been submitted informally for advice. At the same time the Bureau of Education, which had been started in 1915, expanded its useful activities.

4. By the time, however, that the next Review was written in 1927, reaction had gained ground. The Central Advisory Board had been abolished in 1923 as a means of retrenchment, though the money saved was insignificant in comparison with the large amounts which have since been squandered through the lack of guidance and of suitably devised programmes of development; and the additional burden of being directly responsible for education in Delhi and Ajmer-Merwara had been imposed on the Educational Commissioner. Thus, in the words of the Review for 1922-27, "the control which is exercised by the Central Government over provincial Governments in the matter of education is practically negligible."<sup>1</sup> The Central Government has ceased to exercise any influence over education in India except in those areas in which it possesses direct authority.

5. The Hartog Committee were much disturbed by this tendency :

"We cannot accept the view that it (the Central Government) should be relieved from all responsibility for the attainment of universal primary education<sup>2</sup>. . . . It (the Imperial Government) is concerned directly with the educational qualifications of the electorates for the legislatures, and is therefore interested in taking steps to ensure that there should be compulsory primary education throughout India at the earliest possible moment."<sup>3</sup>

On the question of finance also, the Committee were emphatic that the Central Government should devise means whereby those provincial Governments, which were not in a position to meet the cost of developing compulsory primary education, might be given aid from central revenues. "The Imperial Government should come to their aid, and the Government of India should not be divested of all power to make central grants to provincial Governments for mass education"<sup>4</sup>.

6. The Committee were not unaware of the constitutional difficulties which might arise from the acceptance of such a proposal; they realised also that the practice of giving 'doles' might be attended by unfortunate consequences :

"We do not suggest that either the main responsibility for, or the control of, education should be retransferred from the provinces to the Central Government. On the contrary, we hold that the conditions vary so much from province to province that money on education will probably be spent more usefully, if each province is mainly responsible for its

<sup>1</sup> 9th Q. R., page 15.

<sup>2</sup> Hartog Report, page 346

<sup>3</sup> Hartog Report, page 278

<sup>4</sup> Hartog Report, pages 278-279.

educational policy. On the other hand, it is clear that if the Government of India assists a province in the matter of education, they should have the right to assure themselves that the money so granted is spent properly for the purpose for which it is earmarked. . . . We have shown that the money spent in some provinces on primary education has been to a large extent wasted. There is no reason why the Government of India, in making grants for mass education, should not take measures to assure itself that such waste is not perpetuated."<sup>1</sup>

7. The Committee also advocated an enlarged sphere of influence by the Central Government through the agency of a Bureau of Education :

"The advice of a Central Bureau of Education on a number of matters would be of great value to the provinces. Education is a subject in which fresh advances are being constantly made, and India cannot afford to remain behind other countries in educational progress. New and more efficient methods of teaching are constantly being introduced all over the world ; there is an important literature of books and periodicals and official educational circulars, etc., which every province cannot afford to provide, but to which educational authorities of the provinces should have access. Moreover, each province should be kept constantly in touch with the experience and progress of other provinces. The Annual Review and the Quinquennial Review are quite insufficient for the purpose.

"We think that the growth of education in India would be materially assisted if an efficient central organisation, which might be termed the Bureau of Education, were re-established with the Government of India, of which the functions would be to give information and advice to the provincial administrations and to keep them in close touch with each other."<sup>2</sup>

8. The Government of India have been impressed by the force of these suggestions, which have been forwarded to provincial Governments for their opinions and advice. The response received from the provinces has been distinctly favourable, and there is a clear indication that a spirit of aloofness and exclusiveness is giving way to a keen desire for increased co-operation and interchange of thought and experience. Unfortunately, the financial stringency has been such that the revival of the proposed Board and Bureau of Education has not yet been finally settled and may still be described as being 'under consideration'.

Had the Bureau and Board of Education been continued and developed, they would probably by now have established a firm influence in the provinces, but there is danger that a great opportunity has been lost and that it may now be difficult to regain contact with the provinces.

A preparatory step has already been taken. The Hartog Committee considered that the expedient, whereby the Educational Commissioner combined the duties of his own office with that of Superintendent of Education, Delhi and Ajmer-Merwara, "has been of advantage neither to the Department of Education nor to the directly administered areas".<sup>3</sup> This makeshift arrangement was terminated in April, 1931, and the Rev. J. C. Chatterjee was appointed Superintendent of Education, Delhi, Ajmer-Merwara and Central India.

9. The questions relating to the Educational Services will be discussed in a later section of this chapter, but it will be pertinent here to observe

<sup>1</sup> Hartog Report, page 279.

<sup>2</sup> Hartog Report, page 277.

<sup>3</sup> Hartog Report, page 276.

that the abandonment of further recruitment to the Indian Educational Service will bring into greater prominence the spirit of provincial particularism. Though members of this service have been confined in their activities almost exclusively to the provinces of their original appointment, there has always been a wide field of selection in making appointments and, in consequence, many of the officers now holding higher educational posts are by no means limited in their experience to the conditions of the particular province in which each is serving. With the substitution of provincial services, there is danger of a narrowing inbreeding which will be fatal to the application of a wide standpoint to broad educational questions of policy.

10. When the political reforms of 1921 were introduced, the Government of India retained under their special control what are generally known as the Centrally Administered Areas. These areas included the North-West Frontier Province, Baluchistan, Ajmer-Merwara, Coorg and Bangalore.

The conditions in most of these areas are such as to be generally unfavourable to a rapid expansion of education ; and therefore the responsibility of the Government of India has been particularly great. In order to ensure a steady and equal progress of all communities and areas throughout India towards the goal of literacy, special attention should be paid to those areas which in the past have had fewer opportunities of advancement.

The Hartog Committee were constrained to observe that the areas then immediately under the control of the Government of India were not only the most backward, but had also been made subject to the most rigorous retrenchment :

“ After making allowances for these hindrances, a survey of the growth of education in the directly administered areas does not reveal any marked advance, either in the initiation of any new large scheme of expansion or in the full utilisation of the existing system ; nor in many respects has the growth been even so satisfactory as in the neighbouring provinces, in spite of the fact that the directly administered areas have been under the control of the Government of India.”<sup>1</sup>

Some effort at least has been made to remedy this serious situation. On the suggestion of the Legislative Assembly, a Committee was appointed to enquire into the matter. The report of the Committee was published in 1929 and, largely as a result of that report, the post of Superintendent of Education, Delhi and Ajmer-Merwara, has been revived. Owing to financial stringency, many of the other recommendations of the Committee have not been put into operation.

Welcome action, however, has been taken in the formulation of five-year programmes of advancement in many of these areas, but even the fulfilment of these programmes will not do much more than restore in a better form what had been taken away by means of retrenchment in the previous quinquennium. Reference will be made in other parts of the Review, in particular, to improvements in the Delhi and North-West Frontier Provinces. The control of education in the latter province was withdrawn from the Government of India in 1932, when the North-West Frontier Province was reconstructed as a Governor's

<sup>1</sup> Hartog Report, page 280.

province, with an Education Minister who is responsible to the Legislative Council of the province. Favourable reference is made elsewhere to the valuable report of this province which indicates many hopeful lines of development, but it is feared that this province, though still backward in education, may become still more backward in comparison with many other provinces as a result of its weak financial position.

(ii) *Provincial headquarters staffs.*

11. In recent years much concern has been expressed at the weakness of most provincial headquarters staffs.

The Hartog Committee stated their feelings of anxiety in no uncertain terms :

“ We are of opinion that the headquarters staffs are lamentably inadequate, and that the preparation of schemes of policy for consideration by the Minister has been seriously hampered by this inadequacy. Neglect to provide a proper staff leads, not to economy, but to extravagance.”<sup>1</sup>

The Committee then suggested that “ the Director should be brought into touch with the working of the whole provincial system. This is necessary, among other things, in order to adjust policy to local conditions and requirements. It is for the Director, by means of circulars, by personal discussions and conferences to explain the spirit in which each new advance in policy is conceived and the way in which it should be carried out ”.<sup>2</sup> But how is this possible unless “ the Director’s headquarters staff is such that he himself can tour in order to see things for himself and meet those officers to whom is entrusted the task of carrying out those schemes ” ?

The Hartog Committee had also some justification in arriving at the following conclusion :

“ It is true that Ministers in some provinces have not had the security of tenure necessary to obtain support for large measures of reform ; that Directors have been overloaded with petty details from which they should have been relieved, and that their headquarters staffs have been inadequate. Making all allowances for these circumstances, we cannot resist the conclusion that the present waste of money and effort in mass education is attributable in most provinces to the fact that no well-defined policy for its extension has been inherited from the old regime, or constructed under the new one. Without a real effort to eliminate waste and ineffectiveness by means of a courageous and well-directed policy, there can be little hope of improvement in the future.”<sup>3</sup>

12. In certain directions, as will be indicated, there are signs of improvement ; in many provincial reports there is evidence at least of a realisation of many of the examples of waste and ineffectiveness throughout the system, to which pointed reference was made by the Hartog Committee five years ago ; and the desire for improvement has been spurred by the urgent necessity for exercising the strictest economy. But the ‘ rush ’ for retrenchment has been attended by unfortunate results similar to those which attended the ‘ rush ’ for expansion a few years ago. In weeding and pruning, as in planting, care is essential to insure that the tender shoots of progress shall be properly developed. It is premature to suggest what will be the final effects of this policy (or rather

<sup>1</sup> Hartog Report, page 288. <sup>2</sup> Hartog Report, page 289. <sup>3</sup> Hartog Report, page 290.



lack of policy) of retrenchment, but it will undoubtedly be a long time before provinces, such as the Central Provinces and Bihar and Orissa, can recover from the drastic manner in which the axe of retrenchment has been wielded. It is also undoubtedly that, in the long run, more money will have to be expended. Retrenchment does not always entail economy.

13. It is also a matter for regret that many of the weaknesses in the organisation, which were brought to notice by the Hartog Committee, are even more pronounced than they were five years ago.

In some provinces the position of an Education Minister has been extremely insecure. He has been liable almost at any moment to an adverse vote in the Legislative Councils ; and this feeling of insecurity has sometimes led to a policy of *laissez faire*. There have been frequent changes so that Ministers have often held office only for a brief period. Thus, continuity of policy has been rendered very difficult. In the *Central Provinces*, four Ministers held office during the quinquennium ; in the *United Provinces* there have been three Ministers ; and in no province has a single Minister been in office during the whole period. In *Bengal*, three Ministers held office during the quinquennium ; and, in addition, during a large portion of 1929, Education was administered by His Excellency the Governor and the Executive Council.

Similarly, the provincial reports contain no account of an attempt to strengthen the headquarters' staffs ; in some provinces, indeed, there is evidence of even a reduction in their efficiency. The omission to effect improvement in this respect has probably been the main cause why the work of retrenchment has been carried out with so little regard for guiding principles and without a concerted plan of action.

### (iii) *Inspection.*

14. The general sufficiency and efficiency of the inspectorate is of vital importance to the well-being of education. Indeed, the Indian Statutory Commission were convinced that "in India inspection is the Government's administrative key to advance, and that, without an efficient system of inspection of this nation-building service, there is grave risk that its relative sterility will be perpetuated".

The Hartog Committee held similar opinions and were very critical of the inspecting staff in quality as well as in quantity, though they singled out *Madras* and the *Punjab* as being provinces in which definite attempts had been made to effect improvement. The Committee summed up their opinions in the following words :

"We have referred many times in the course of this Review to the absence of an adequate number of well-qualified and experienced inspectors and inspectresses and to the waste and ineffectiveness in the system, which we believe to be due in large part to that inadequacy."<sup>1</sup>

15. Practically all provincial reports refer in serious terms to a still further reduction both in the quality and in the quantity of inspecting staffs.

<sup>1</sup> Hartog Report, page 292.

In *Bombay* there has been no increase in the inspectorate during the quinquennium. Indeed, "there has been a considerable falling-off in the strength of the superior inspecting staff as well as of the administrative staff. The position has been rendered worse by the absence of a reserve for posts falling vacant on account of leave and retirement, and by the lack of any provision for the training of subordinate officers to succeed to these posts."<sup>1</sup>

This statement reveals a serious state of affairs as, even if the necessary funds were forthcoming, it would now be difficult to find men and women with suitable qualifications and experience to fill the posts. The extent to which the position has been worsened is illustrated by a passage in the report that "the cost of the Government inspecting agency in 1931-32 was Rs. 5,82,704 or 3.1 per cent. of the total provincial expenditure on education, as against Rs. 12,79,189 or 6.5 per cent. in 1926-27."<sup>2</sup>

The position is even less satisfactory in *Bengal*. Although divisional inspectors have been awarded special pay amounting to Rs. 150 per mensem, they have not been relieved from the burden of excessive work and strain. "The axe of retrenchment always falls first on the inspectorate; and the strength of the subordinate staff has decreased, though the number of schools has increased. In consequence, the average number of schools which a sub-inspector is expected to visit during the year has increased considerably, especially in Eastern Bengal. . . . In Chittagong district a sub-inspector is responsible for 380 schools, and in Rajshahi division for 323 schools. It is physically impossible for one man to inspect so many schools in one year."<sup>3</sup> When it is remembered that the majority of these schools are three-class lower primary schools, with a single-teacher of poor qualifications and often untrained in charge of them, it is not surprising that the extension of literacy is so slow as to be almost imperceptible.

Unfortunately, a sub-inspector does not suffer merely from excess of work, but also from other difficulties. He is described as "the Cinderella of the Department, having no office, not even a peon; and his duty allowance of Rs. 2 barely covers the cost of conveyance."<sup>4</sup>

These sub-inspectors are "often unsuited for the work, graduates who have little conception of the problems of primary education, men of the town with no idea of the needs of a rural school, men bound by the routine of official procedure and the letter of education codes, without imagination or freshness of mind."<sup>4</sup>

Financial stringency has also led to reductions in the inspecting staff of the *United Provinces*. Towards the end of the quinquennium the number of inspectors was reduced on account of a reduction in the number of circles from ten to seven. The hope is expressed that this reduction will only be temporary, "as ten circles are the least compatible with efficiency".

The number of sub-deputy inspectors has been increased from 195 to 209, but this increase is described as "woefully insufficient, and a further

<sup>1</sup> *Bombay*, page 11. <sup>2</sup> *Bombay*, page 12. <sup>3</sup> *Bengal*, page 19. <sup>4</sup> *Bengal*, page 26.

increase in the number of the district inspecting staff is essential if rural education is to benefit from the money spent on it." <sup>1</sup>

In *Burma*, no improvement has been possible owing to financial stringency. The number of inspectorships, which had been reduced from ten to nine during the previous quinquennium, "remained unaltered, although the inspectors of the three Lower Burma circles were overworked and needed relief". Provision had been made for the creation of an additional inspector's circle at the beginning of 1931-32, but the need for economy prevented its formation. At the same time, the number of sub-inspectors has been reduced by fourteen from 54 to 40; and ten more of these posts are shortly to be abolished.

The qualifications and general competence of deputy inspectors and inspectresses, however, have been improved by the recruitment of promising young graduates, but the touring of these inspectors has frequently been impeded by the fact that "the provision for travelling has been exhausted." <sup>2</sup>

In *Bihar and Orissa*, "the number of sub-inspectors is still inadequate. . . . Sanction has been given to the creation of posts for thirteen more sub-inspectors, but these posts are being held in abeyance for financial reasons." <sup>3</sup>

In *Assam*, "with the growing eagerness for education . . . the work of inspection and correspondence has assumed a magnitude beyond all proportions to the staff of the inspectorate." <sup>4</sup> And again, "almost all deputy inspectors report that they need more sub-inspectors if the growing number of primary schools are to be effectively supervised. Government sanctioned a scheme for strengthening the inspecting staff by 25 additional sub-inspectors to be appointed over a period of five years, but for financial reasons this scheme could not be completed." <sup>5</sup>

The position in the *Central Provinces* seems to be much the same as it was five years ago; but the five inspectoral circles have been reduced to four, with a consequent redistribution of districts.

16. In the *Punjab* and *Madras* (particularly the latter province), however, further efforts have been made to improve the efficiency of the inspectorate.

In the *Punjab*, a post of deputy inspector had previously been created in each administrative division, the main functions of this officer being to assist the divisional inspector generally in the discharge of his duties. This experiment had proved successful with the result that, in the Punjab more perhaps than in any other province, an inspector of schools has time in which generally to supervise the development of primary and vernacular education in his division. An additional post of deputy inspector has been created in the Lahore Division, which is the heaviest charge of the five inspectorships. The intention is to create a second post of deputy inspector in each of the other four divisions.

<sup>1</sup> U. P., page 10.

<sup>2</sup> Burma, page 9.

<sup>3</sup> B. & O., page 13.

<sup>4</sup> Assam, page 42.

<sup>5</sup> Assam, page 43.

Improvement has also been made in the cadre of inspectresses. At the beginning of the quinquennium, the Deputy Directress of Public Instruction, in addition to her duties in that post, was also in charge of a circle as an inspectress. This dual burden of work and responsibility militated seriously against the effective discharge of her duties in the head office, and therefore a separate post of Circle Inspectress has been created so that the number of circle inspectresses has been increased from two to three. The number of assistant inspectresses has also been increased from ten to twelve; a welcome and timely addition to the strength of the women's branch, especially in view of the rapid development of girls' education in this province.

The large increase in the number of schools in *Madras* during the previous quinquennium necessitated a further increase in the inspectorate. The number of junior deputy inspectors has therefore been increased by 47 during the quinquennium. In view of the large increase in the number of girls' schools and pupils, the number of inspectresses and sub-assistant inspectresses has also been increased by two and twenty-five respectively.

17. The efficiency and effectiveness of inspectors will be discussed later in further detail. In the chapter dealing with primary education it will be shown that many of the grave defects in the primary system can be attributed very largely to the weakness of the inspectorate. It is a matter for keen regret that in most provinces the position is less satisfactory even than it was five years ago. In consequence, in spite of the stern necessity for economy, it is doubtful whether even the reduced allotments for primary education have been spent either wisely or effectively. Had an inspectorate been available, efficient both in numbers and in qualifications, real benefit would have been derived during the time of financial depression and much that is ineffective would have been eliminated.

The work of inspection has not suffered merely from the inadequacy of the inspecting staffs; it has also suffered from the unsatisfactory position of the inspecting staffs in relation to the administration of primary education by local authorities.

#### (iv) *Local Bodies.*

18. It will be pertinent to give at the outset a brief summary of the development of local self-government in relation to educational administration. The matter was discussed in the report of the Hartog Committee, and the following account is very largely a summary of the appropriate passages in that report.

As long ago as 1882, the Government of India adopted as a general principle that the object of local government is "to train the people in the management of their own local affairs; that political education of this sort must in the main take precedence of considerations of departmental efficiency; that local bodies should not be subjected to unnecessary control but should learn by making mistakes and profiting by them". This initial definition of policy was followed and developed at intervals by further Resolutions of the Government of India which may be summed up in the words of the Chelmsford-Montagu Report: "There should as far as possible be complete popular control in local bodies and the largest possible independence for

<sup>1</sup> Hartog Report, page 307.

them of outside control.”<sup>1</sup> In pursuance of this policy, Acts have been passed by provincial legislatures, conferring on local bodies very wide powers in all local matters including education.

In examining this development a few years later, the Indian Statutory Commission represented that this wide devolution of powers on local bodies conflicted in a serious degree with the responsibility of Ministers to Legislative Councils, which had been introduced by the Reforms of 1921. In support of this observation it was suggested that, although the educational activities of local bodies are made possible only by large grants from provincial Governments and sanctioned by provincial Legislatures, a Minister of Education possesses very inadequate powers of control over the expenditure and administration of these bodies. As a result of this wide measure of devolution, an Education Minister must find it difficult to carry out his responsibility to the Legislature and at the same time assure himself that the sums voted by the Legislature are spent in the most profitable manner. The relevant passage in the report of the Indian Statutory Commission is of such importance that it is reproduced *in extenso* below :

“ In one respect, *viz.*, the devolution of authority and responsibility on local bodies, it is now evident that the action of some provincial Governments was both precipitate and excessive. It has tied the hands of ministerial departments and, however much they may now realise the necessity of wise reforms and true economy, they find themselves deprived of that effective power of supervision, direction, and ultimate control which, even in countries where self-government by local bodies is most highly developed, is regarded as essential. In England, where the principle of decentralisation is honoured and local self-government is strong and highly developed, much more power is reserved to, and exercised by, the Department, acting through its permanent educational advisers, than in India. We fully recognise the value of responsible local administration as a training ground for political and public life ; this must be set off ‘ by making their own mistakes ’, but they need to be helped not to repeat them, and their shortcomings must be genuine mistakes due to inexperience or ignorance. We do not exaggerate the significance of the instances of misuse or abuse of local power which the proceedings of local bodies supply, but it is clear that in many cases the ‘ mistakes ’ are more properly described as ‘ breaches of trust ’. After all, provincial Governments and Education Departments are trustees of a service which is of vital importance for the youth of India and the future of India, and which is now in a most critical position. The trusteeship does involve the reservation and exercise of the powers necessary for securing its due discharge.”<sup>2</sup>

The Hartog Committee dealt, in particular, with a further aspect of this question. They pointed out that the spread of primary education cannot be regarded as being a matter of merely ‘ local ’ importance ; it has wide-spreading effects on the development of the country as a whole. A Ministry of Education, therefore, cannot rest content with finding a large portion of the funds and then leaving it to other bodies to administer those funds. There should be some means whereby it can guide and supervise the development of primary education.

“ It was assumed apparently that though education, and particularly primary education, was of fundamental importance as a ‘ nation-building service ’, and was, through the creation of literacy, the chief agency for creating that intelligent electorate on which political progress must depend, nevertheless the service of education was just as suitable as other services for extensive devolution on which local authorities could practice their ‘prentice hands and learn by making their own mistakes.’”<sup>3</sup>

<sup>1</sup> Montagu-Chelmsford Report, page 93.

<sup>2</sup> Indian Statutory Commission's Report, Volume I, pages 397-398.

<sup>3</sup> Hartog Report, page 308.

19. The actual form and manner by which the policy of devolution has been carried into effect vary considerably between the several provinces. A detailed account of the provincial systems was given in the Hartog Report; it is unnecessary to recapitulate.

Little attempt has been made to remedy the defects which were referred to five years ago. In the *United Provinces*, however, a notable change has been made by the passing of the District Board Amendment Act in 1928, as a result of which the control of vernacular education was transferred from the district boards to specially constituted Education Committees. The intention was to render the control of vernacular education more effective by reducing the size of the controlling authority and by giving representation to special interests such as girls' education and the depressed classes. Each committee consists usually of eight to twelve members of the Board elected by means of the single transferable vote and of three or four others representing special interests. The chairman is elected by the Committee itself and can be removed by the adverse vote of the members. The Committee is required to exercise, discharge and perform, with certain exceptions, all the powers, duties and functions formerly exercised by the Board in regard to educational matters. As the Committee controls the largest body of the employees of the Board, there has been a certain amount of jealousy and friction between boards and committees. An additional weakness has been the fact that, over and above the prescribed minima, additional funds have to be provided by the boards, which are reluctant to provide them now that they have little control over the spending of these funds. A useful innovation was made later in 1931, whereby the education fund of a board was separated from the general fund, the object being to prevent educational funds being used for other purposes—in the opinion of the report, a most salutary change in view of past experiences.

Another important and valuable change introduced by the Act of 1928 was that the deputy inspector became *ex-officio* secretary to the Committee and as such it is his duty to advise the Committee on educational matters.

The *United Provinces* report, though apprehensive in certain directions, is on the whole optimistic in regard to the effects of this legislation:—

“As compared with the old system of administration of rural education by the whole District Board, the present system of administration by Education Committees presents these advantages; the body is small and is thus capable of reaching a decision speedily; it includes representatives of interests not normally represented on the board; it has expert advice from the deputy inspector who is its permanent secretary; and it has a separate purse which cannot be raided. All these are advances on the old method of administration through the board, but it is not ideal. There is waste and there is often friction. In some districts teachers are used as pawns in the game of local party politics. There are continued complaints from inspectors that teachers now pay little attention to the instructions of the inspecting staff, so confident are they of the protection offered by the members whom their vote and propaganda put into power. Still, it must not be imagined that these conditions are universal. Some education committees are devoting their best endeavours to the improvement of education in their districts and make full use of these opportunities for service to the community.”<sup>1</sup>

In regard to the position of the deputy inspector as secretary to the Committee, the report states that “he can make a position for himself which he did not hold before.”<sup>2</sup> A deputy inspector undoubtedly suffers by being

<sup>1</sup> U. P., pages 10-11.

<sup>2</sup> U. P., page 9.

subject to the control of two masters but, bearing in mind the need for economy and the advisability of avoiding duplication of inspecting staffs, it seems likely that the best solution of a difficult problem has been arrived at in this Province.

20. *The Bombay Primary Education Act of 1923* was framed in the previous quinquennium, but its effect has been so far-reaching that further reference to the manner in which it has worked is necessary.

Under the Act each local authority is required to appoint a school board which is responsible for the administration of primary education within the area, subject to the general control of the local authority. The chief education officer of the School Board is an administrative officer, who is appointed with the approval of Government by the local authority concerned after considering the suggestions, if any, of the School Board. He is responsible to the Board and not to Government. Each Board maintains its own staff of supervisors; and Government has reduced its own inspecting staff almost to insignificance so that it now has no agency of its own by which it can obtain information as to the state of efficiency in the schools.

Rules under the Primary Education Act provide for the formation of representative School Committees, whose functions are described as being

- (a) to visit the schools at least once a month and to report to the administrative officer of the School Board any irregularities noticed in the general conduct of the schools;
- (b) to assist the School Board in securing suitable accommodation for the schools and to carry out current repairs, etc.;
- (c) to see that the school premises are kept clean and tidy and in a sanitary condition;
- (d) to inspect the registers with a view to seeing that they are well kept and written up to date.

The appointment of these committees might have been a valuable and important innovation, but "very few local authorities seem to have framed rules for such committees under the Act."<sup>1</sup>

Even more disappointing is the "considerable decline in the efficiency of primary education since the transfer of control. The factor which has militated more than any other against efficiency has been communalism. . . . The majority of school boards have developed communal tendencies, and this attitude has influenced the selection of the supervising and teaching staffs and their transfer and promotion."<sup>2</sup>

21. The actual work of educational administration by local authorities is discussed in the chapter dealing with primary education. It will be sufficient here to deal only generally with the matter and to express regret that most of the defects discussed in previous reports have been perpetuated during the quinquennium. There is constant reference in the reports to a faulty distribution of schools, to the fact that in one year large numbers of schools are started and that in another year equally large numbers of schools are closed, apparently in both cases without discrimination; to long delays in the payment

<sup>1</sup> Bombay, page 92.

<sup>2</sup> Hartog Report, page 114.

of teachers' salaries ; to the unnecessary number of transfers among teachers ; to their lack of discipline and to the unfortunate influence which many of them bring to bear in local elections ; to wasteful extravagance ; to the appointment of untrained and unqualified teachers when trained teachers are available ; to communal and local dissensions ; to grave irregularities and neglect of the rules.

The *Bihar* report suggests that " it is the local boards rather than district boards which tend to ignore both the rules and the advice of departmental officers and are responsible for such blatant instances of mismanagement as the transfer of a teacher five, six, or seven times in a month or even a fortnight. Often, too, it is the chairman or vice-chairman only who is to blame, both the board and its Education Committee being neglected." <sup>1</sup>

In the *Central Provinces* " the reports of inspectors indicate in no uncertain terms that the administration of schools is not satisfactory. . . . There is abundant evidence that, generally speaking, local authorities do not make serious efforts to enforce responsibility on their teaching staffs. On the contrary, it is clear that, in too many instances, the teachers are permitted to do very much as they please in the schools, and further that their services are utilised to an alarming extent for purposes of political propaganda and electioneering to the serious neglect of their legitimate duties. Further, there can be no possible justification for the excessive number of transfers from school to school." <sup>2</sup>

The *United Provinces* report is written in somewhat optimistic terms :

" There is no doubt that many Education Committees do not yet realise their responsibilities any more than many district boards did. Private interests, private jealousies and local feuds exercise a greater influence than is desirable, and the money of the tax-payer is wasted on purposes which are not education. But there is ground for hope that responsibility will beget responsibility and that Education Committees will in time confine themselves to their proper duty—the spread of education among the rural population." <sup>3</sup>

The *Burma* report is pessimistic :

" The reviewer has before him the Secretary for Local Self-Government's annual appreciations of the work of each local authority, the annual reports of the Local Audit Department, and a mass of correspondence. . . . Severe compression of what should be the most important chapter is therefore unavoidable.

" Embezzlements, double payments and other serious irregularities in the accounts of district school boards' occupy five pages of the printed report of the Local Audit Department for 1930-31. Unexplained payments of advance increments and payments in excess of sanctioned scales, failure to ensure that building grants are spent on the objects for which they were provided, and payments of travelling allowances for journeys not performed appear among general defects and irregularities common to the accounts of most of the school boards. More serious irregularities by individual authorities are also recorded, such as placing orders for furniture with contractors without calling for tenders and at excessive rates.

" Too many teachers find it pays to frequent the houses of influential members of school boards and by doing so succeed in obtaining transfers to more desirable schools, where they can earn a higher charge allowance. It is often difficult to obtain the recognition of a deserving new school without much canvassing." <sup>4</sup>



22. The complaint which has been made more frequently in the reports, however, is that inspectors, and through them the Ministries of Education, possess very inadequate opportunities of ensuring that the money spent on primary education is spent wisely and effectively. In many instances the advice of inspectors is cold-shouldered; and in some instances irregularities have been committed in spite of the fact that the inspector has drawn attention to them.

¶ The *Central Provinces* report states that "the advice of deputy inspectors, particularly as regards the teaching staff, is generally ignored by local bodies. This has had the effect of stultifying, to a great extent, the work of deputy inspectors, since the teachers, led to believe that they have nothing to gain by carrying out the advice of these officers, maintain an attitude of masterly inactivity."<sup>1</sup>

The report of the *United Provinces* is more optimistic, but observes that "some committees resent advice and disregard rules, especially in financial matters, while an autocratic chairman sometimes harries his deputy inspector if he does not carry out his orders, illegal though they may be. The position of a deputy inspector is no bed of roses."<sup>2</sup>

The *Bengal* report states that "the district inspector represents Government on the board's education committee and plays the role of educational adviser to local bodies. But he has no control over the deliberations of the Committee and his recommendations are not always acted upon. The Local Body may, and does, give grants to schools against his advice."<sup>3</sup>

The *Punjab* report is in a similar strain: "Personal and party motives often characterise the deliberations of district boards with the result that administrative efficiency is seriously impaired. Members of district boards pester district inspectors for favours in the matter of promotion and transfer of their relatives; and district inspectors find it increasingly difficult to resist this influence. If he does so, he becomes at once very unpopular. He is threatened and bullied in the district board meetings, and complaints are often lodged against him."<sup>4</sup>

23. An inspector is by no means omniscient and should not therefore claim to be omnipotent, but it is his duty, as the agent of Government, to take all possible steps for ensuring that the development of primary education is carried out on the best possible lines and that irregularities are not committed.

A pertinent suggestion is made in the *Bihar* report that much depends on the strength of character displayed by the educational officer concerned: "My experience is that district or deputy inspectors, who are honest and straightforward in telling the boards what they believe to be right, command the greatest respect and influence, but that many officers of this class endeavour to secure the appearance of harmony by making only those recommendations which are likely to be accepted, and by ignoring cases in which their opinion is not obtained, though it should have been."<sup>5</sup>

The *United Provinces* report records a similar opinion: "Much depends upon the man himself, and a man of character is found to hold his own and make himself respected. The weak man suffers."<sup>2</sup>

C. P., page 14.    2 U. P., page 9.    3 Bengal, page 13.    4 Punjab, page 29.

<sup>5</sup> B. & O., page 14.

These opinions support the contention that the strengthening of the inspectorate, both in quality and in quantity, provides the best means of counteracting these dangers.

24. The position is infinitely more difficult, however, in those provinces where the duties of inspection have been transferred to local authorities and where, in consequence, the staffs of Government inspectors have been reduced to a minimum.

In the *Central Provinces* "the question whether deputy inspectors should be maintained and controlled by Government or by local bodies was partially decided by the reversion, on the recommendation of the Standing Committee of the Legislative Council, to Government service of those deputy inspectors who had already been transferred to local bodies."<sup>1</sup>

In *Bombay*, however, the position is still unsatisfactory :

"In consequence of the transfer of control of primary education, there is now generally only one assistant deputy inspector in each district, with the result that the personnel of the subordinate inspecting staff has been reduced to such an extent as to make it impossible to exercise and enforce effective check on the expenditure on primary education, which Government are financing by substantial grants-in-aid. The question of improving and enlarging the inspectorate has therefore assumed great importance and been the subject of careful consideration by Government. A weak spot of the Primary Education Act is, in my opinion, the effect it has had on inspection and control. The Government inspecting staff has been so reduced as to be quite inadequate, while a dual inspecting staff has been created, performing similar functions but under the control of local authorities."<sup>2</sup>

In another portion of the report the inadequacy of the inspecting staff is further developed :

"In each district in which the control of primary education has been transferred to a local authority, there is only one assistant deputy inspector in the Subordinate Educational Service : when it is remembered that there are districts with over 800 schools each, and in a few cases with even 1,000 schools, and that the inspecting officer is requested to do other multifarious duties, it is clear that the existing staff is quite inadequate and is unable to see that Government money is usefully spent and the teaching is efficient."<sup>3</sup>

#### (v) *The Educational Services.*

25. Many of these defects have been due very largely to the cessation of recruitment to the Indian Educational Service and, still more, to the long delay in substituting anything in its place.

Five years ago, the Hartog Committee observed that "the progressive extinction of the Indian Educational Service, accompanied by the failure to reconstitute the provincial services (after a period of nearly five years) has been disastrous to the organisation of Indian education."<sup>4</sup> This serious omission on the part of Government continued during the quinquennium and several of the reports discuss its baneful effects.

The *United Provinces* report observes that

"Like King Charles, the Indian Educational Service takes an unconscionable time in dying and its slow decease has not been made any easier by the fact that no service has as

<sup>1</sup> C. P., page 1.

<sup>2</sup> Bombay, page 11.

<sup>3</sup> Bombay, page 116.

<sup>4</sup> Hartog Report, page 337.

yet been recruited to take its place. There are now only six European and eight Indian members left ; of the latter four are university teachers. No less than 27 posts for men and two for women are vacant, and have had to be filled up by temporary appointments<sup>1</sup>. . . . Thus, many stop-gap appointments have had to be made from the Provincial Service—appointments in some cases of men, who had hardly the educational or other qualifications necessary for the posts. The delay in the creation of the new service has undoubtedly had serious effects ; and has tended towards an undesirable degree of centralisation. The wonder is that the machine has not broken down under the stress, but it has functioned remarkably well, all things considered.”<sup>2</sup>

In the *Punjab* the risk was taken, and a certain number of well-qualified and efficient men and women received direct appointments, pending the constitution of the new service. The situation was thus partially saved, but the prolonged delays in creating the new service have proved exasperating both to those who made as well as to those who received these appointments. Difficulties regarding leave, increments, contributions to provident funds and so forth assumed great dimensions.

In *Bombay*, “owing to the cessation of recruitment to the Indian Educational Service since 1924 and to a combination of reasons which delayed the constitution of the Bombay Educational Service, Class I, until 1931, there has been considerable falling-off in the strength of the superior inspecting and administrative staffs. The position has been rendered worse by the absence of a reserve for posts falling vacant on account of leave or retirement, and by the lack of any provision for the training of subordinate officers to succeed to these posts.”<sup>3</sup>

In *Bengal*, “vacancies in the Indian Educational Service are either kept in abeyance, or filled on a contract system on special rate of pay, or filled by officers of the Bengal Educational Service on their own pay. . . . Only 22 posts out of 67 are now held by permanent members of the Service, and three are on an officiating basis. Three posts are in abeyance ; ten are lying vacant ; and 29 have been filled on the Bengal Educational Service basis on a special rate of pay.”<sup>4</sup>

The *Burma* report observes that “it is sixteen years since any officer from the British Isles was recruited as an inspector and seven years since the last recruitment of such an officer for a headmastership. The stoppage of such recruitment would have had serious consequences, but for the State Scholarship system which has provided a certain number of officers fitted for higher educational posts by training and experience outside the Province.”<sup>5</sup>

26. The actual extent to which the effective strength of Education Departments has been reduced owing to the cessation of recruitment to the Indian Educational Service is shown by the statement in the next page.

The small number of educational officers serving in the cadre of Chiefs’ Colleges have been excluded from calculation :

<sup>1</sup> U. P., page 3.

<sup>2</sup> U. P., page 8.

<sup>3</sup> Bombay, page 11.

<sup>4</sup> Bengal, page 17.

<sup>5</sup> Burma, page 8.

**TABLE XXVII.**  
*Indian Educational Service.*

| Province.                            | 1926-27.                |        |          |        |                      |        |                        |        | 1931-32.                |        |          |        |                      |        |                        |        |
|--------------------------------------|-------------------------|--------|----------|--------|----------------------|--------|------------------------|--------|-------------------------|--------|----------|--------|----------------------|--------|------------------------|--------|
|                                      | Number of posts held by |        |          |        | No. of vacant posts. |        | Total number of posts. |        | Number of posts held by |        |          |        | No. of vacant posts. |        | Total number of posts. |        |
|                                      | Europeans.              |        | Indians. |        | Men.                 | Women. | Men.                   | Women. | Europeans.              |        | Indians. |        | Men.                 | Women. | Men.                   | Women. |
|                                      | Men.                    | Women. | Men.     | Women. |                      |        |                        |        | Men.                    | Women. | Men.     | Women. |                      |        |                        |        |
| Madras .. .. .                       | 16                      | 7      | 18       | 1      | 19                   | 5      | 53                     | 13     | 13                      | 6      | 14       | 1      | 11                   | 4      | 38                     | 11     |
| Bombay .. .. .                       | 16                      | 4      | 26       | 1      | 14                   | 1      | 56                     | 6      | 11                      | 1      | 21       | ..     | 1*                   | ..     | 33                     | 1      |
| Bengal .. .. .                       | 21                      | 3      | 22       | 1      | 24                   | ..     | 67                     | 4      | 11                      | 2      | 14       | 2      | 10                   | ..     | 35†                    | 4      |
| United Provinces .. .. .             | 17                      | 1      | 12       | ..     | 13                   | 1      | 42                     | 2      | 6                       | ..     | 8        | ..     | 27                   | 2      | 41                     | 2      |
| Punjab .. .. .                       | 14                      | 2      | 12       | ..     | 8                    | 1      | 34                     | 3      | 6                       | 2      | 6        | ..     | ..                   | ..     | 12                     | 2      |
| Burma .. .. .                        | 26                      | 2      | 4        | ..     | 11                   | ..     | 41                     | 2      | 18                      | 2      | 3        | ..     | ..                   | ..     | 21                     | 2      |
| Bihar and Orissa .. .. .             | 18                      | 2      | 10       | ..     | 4                    | 2      | 32                     | 4      | 12                      | ..     | 9        | ..     | 3                    | ..     | 24                     | ..     |
| Central Provinces .. .. .            | 13                      | 2      | 8        | ..     | 12                   | ..     | 33                     | 2      | 11                      | 2      | 5        | ..     | ..                   | ..     | 16                     | 2      |
| Assam .. .. .                        | 5                       | ..     | 2        | ..     | 2                    | 1      | 9                      | 1      | 3                       | ..     | 2        | ..     | ..                   | ..     | 5                      | ..     |
| North-West Frontier Province .. .. . | 1                       | 1      | 1        | ..     | 1                    | ..     | 3                      | 1      | 1                       | 1      | 1        | ..     | ..                   | ..     | 2                      | 1      |
| Total .. .. .                        | 147                     | 24     | 115      | 3      | 108                  | 11     | 370                    | 38     | 92                      | 16     | 83       | 3      | 52                   | 6      | 227                    | 25     |

\* Held in abeyance.

† The number of posts in the Men's Branch remains 67 on paper. Three posts are in abeyance and 29 have been filled on the B. E. S. basis on a special rate of pay.

27. It was the intention of the Lee Commission that a new Provincial Service (Class I) should be created in each province without delay, and that as posts in the Indian Educational Service fell vacant similar posts in the new Service would be created and filled. Had these essential steps been taken at once, the higher cadres would have been kept up to strength and Education Departments would have been reinforced by the recruitment of men and women with adequate experience and qualifications. With the failure to do so, it will be a long time before the work of education in India can recover from so serious a set-back in the efficiency and competence of the higher personnel. A serious factor in the situation is that the vacant posts have been filled for so many years by means of makeshift arrangements with the result that it will be difficult to pass over the claims of men and women who, though deficient in the necessary qualifications, have at any rate done their best in trying circumstances. Thus, the standard of competence in the new service has been jeopardised from the outset.

It is some consolation that, towards the end of the quinquennium, arrangements were completed in most provinces for the constitution of the new service.

In *Madras*, final orders on the institution of the Superior Educational Services were passed in 1930, but no effect had been given to these orders by the end of the quinquennium.

The new Provincial Educational Service (Class I) was created in *Bombay* during the quinquennium, and 21 posts in that service have been created. Eighteen of these posts have been filled.

In *Bengal*, the new service has not yet been finally instituted, and the situation has been met by the creation of temporary posts, of which there are now sixteen, in order to provide for the appointment of officers against vacancies in the Indian Educational Service.

In the *United Provinces*, a new Provincial Service was provisionally created towards the close of the quinquennium, which consists of nineteen posts, but no appointment had been made by the end of the quinquennium.

In the *Punjab*, the new Provincial Educational Service (Class I) was created with effect from January, 1930, and six posts have already been filled.

In *Burma*, a new service was constituted in July, 1930, and nine appointments have been made.

The new Superior Service was constituted in *Bihar and Orissa* in April, 1930, consisting of 45 posts, of which twelve (including three for women) have been filled.

The cadre in the *Central Provinces* consists of seven posts, of which five have been filled.

In *Assam* out of 25 posts which have been created, 21 have been filled, two are held by Indian Educational Service officers, and the remaining two have been filled temporarily.

28. In the last Review the question of the Indianisation of the Indian Educational Service was discussed. It was pointed out that, as a result of the recommendations of the Islington Commission, the number of posts at that time

in the Indian Educational Service was increased by one-third, and that an equivalent number of posts in the Provincial Educational Service and outside it, usually with their Indian incumbents, were transferred to the Indian Educational Service. In addition, it was decided that in future 50 per cent. of the total strength of the Indian Educational Service, except in Burma, should be filled by the recruitment of Indians. This reconstruction of the Service resulted in a considerable Indianisation of the Superior Educational Services in India. It will be noted from the table given above that, at the end of the quinquennium, there were 92 European and 83 Indian men, and 16 European and 3 Indian women, remaining in the service.

As has already been observed, very few appointments as yet have been made to the superior services in the provinces, but the following figures giving the number of appointments made by the end of the quinquennium and their distribution are of importance.

TABLE XXVIII.  
*Provincial Educational Service (Class I).*

| Province.                            | Number of posts held by |          | Number of vacant posts.* | Total number of posts. |
|--------------------------------------|-------------------------|----------|--------------------------|------------------------|
|                                      | Europeans.              | Indians. |                          |                        |
| Madras .. .. .                       | ..                      | ..       | ..                       | ..                     |
| Bombay .. .. .                       | 1                       | 17       | 3                        | 21                     |
| Bengal .. .. .                       | ..                      | ..       | ..                       | ..                     |
| United Provinces .. .. .             | ..                      | ..       | 19                       | 19                     |
| Punjab .. .. .                       | 4                       | 2        | 24                       | 30                     |
| Burma .. .. .                        | 3                       | 6        | 2                        | 11                     |
| Bihar and Orissa .. .. .             | 1                       | 11       | 33                       | 45                     |
| Central Provinces .. .. .            | ..                      | 5        | 2                        | 7                      |
| Assam .. .. .                        | ..                      | 21       | 4                        | 25                     |
| North-West Frontier Province .. .. . | ..                      | ..       | ..                       | ..                     |

\* Most of the posts shown as vacant are held by I.E.S. officers or have been filled temporarily.

29. The reconstruction of the Superior Educational Services will not have been concluded, however, by the actual creation of those services. A further and important aspect of the question still requires consideration.

The Lee Commission emphasised the importance of "protecting it (a Government service) so far as possible from political or personal influence and of giving it that position of stability and security which is vital to its successful working as the impartial and efficient instrument, by which Governments, of whatever political complexion, may give effect to their policies."<sup>1</sup>

The Hartog Committee made similar observations :

"There is reason to believe that Ministers have already been exposed to considerable pressure in the matter of appointments, transfers and promotions. The duties of an Education Minister, who is anxious to achieve something for the advancement of education must always be arduous. That he should be distracted from their performance by political pressure to use his power of patronage in favour of particular persons—pressure which is sometimes carried to the length of undermining his position must be as trying to him as it is detrimental to the public interest. It is probable that many Ministers would be glad to have the protection and relief of measures which placed the particular power of selection or recommendation for appointment, promotion and transfer in other hands, and which left him only the function of laying down such general principles for the guidance of his advisers as he would be prepared to defend publicly, and then of reviewing, confirming or referring back the recommendations made to him."<sup>2</sup>

30. In spite of these warnings, little seems to have been done towards ensuring that expert and impartial advice shall be available to Ministers in their difficult and invidious task of filling up vacancies in the new superior services. It would be disastrous to the well-being of Indian education if these services became tainted by political or personal influence.

#### (vi) *The Legislatures and Education.*

31. The Central Legislature has continued to evince keen interest in educational matters.

As education is a provincial transferred subject, discussions have been confined very largely to matters concerning the areas directly administered by the Government of India, particularly Delhi and Ajmer-Merwara. Questions have also been asked with reference to universities such as those at Benares, Aligarh and Delhi, which are in receipt of grants from Central funds. Questions of a more general nature have also been asked concerning the education of girls, the establishment of a Central Advisory Board and Bureau, Indian students in England, and European and Anglo-Indian education.

A number of resolutions bearing on educational topics have also been moved and have led to valuable and interesting debates.

In 1928, the advisability of providing special facilities for the education of untouchables and other depressed classes, mainly by reserving for them places in training institutions, was debated. The discussion was indirectly beneficial, as much has been done subsequently in the provinces along the lines suggested in the Assembly.

The publication of the Skeen Committee's report gave rise to important debates in the Assembly, as the result of which two resolutions were passed.

<sup>1</sup> Lee Commission's Report, page 13.

<sup>2</sup> Hartog Report, pages 343-344.

The first resolution, which was adopted by the Assembly in February, 1929, was to the effect that "with a view to removing the defects in the character training of Indian youths, as emphasised by the Skeen Committee, steps should be taken to provide compulsory physical training, games and drill for Indian boys attending schools and colleges between the ages of twelve and twenty, and to provide and encourage the use of miniature rifle ranges."

The second resolution, which was adopted in February, 1930, recommended that "early steps be taken to examine the present system of education in India with the object of remedying the defective character training of the system, as emphasised and brought to public notice by the Indian Sandhurst Committee with a view to the removal of these defects in the system for the purpose of providing a steady flow of really first class material for recruitment to the public services, including the services of defence."

In February, 1929, another resolution was accepted by the Assembly recommending the expansion of facilities for the education of girls and women in the territories directly administered by the Government of India. In the course of the debate it was announced that Government had already decided to appoint a committee to consider these matters.

In February, 1932, a resolution was moved (but not accepted) that a committee be appointed "to suggest suitable modifications in the existing system of education in regard to policy, administration, the general plan of studies and examinations, and the most economic method of spending public funds on education."

During the course of the debate, the Government spokesman stated that the Government of India had accepted the recommendation of the Hartog Committee to revive the Central Advisory Board of Education and the Bureau of Education as soon as financial conditions had been sufficiently improved. It was suggested that this Board, when revived, would provide the most useful and economical means of enabling the Government of India and provincial Governments to formulate a comprehensive policy of development.

32. A few bills relating to educational matters were moved in the Central Legislature during the quinquennium.

The Benares Hindu University (Amendment) Bill was passed into law in July, 1930. It provided for the constitution of a Standing Finance Committee in order to strengthen the financial administration of the University.

The Aligarh Muslim University (Amendment) Bill was passed in September, 1931, and received the assent of the Governor-General in October, 1931. The object of the Bill was to enable the University to undertake teaching of the Intermediate standard, instead of confining its teaching to post-Intermediate studies. Thus, the University has reverted to the old system, by which Intermediate education formed an integral part of university education—a system which was deprecated by the Calcutta University Commission.

33. Provincial reports speak hopefully of the continued interest taken by the several legislatures of India in matters educational. A pleasing development is that the legislatures, in general, are tending to confine themselves



to discussions of broad questions of policy, whether by means of resolutions or by token 'cuts' in the budget, rather than to dislocate arrangements by making serious and sudden deductions in budget allotments. On the other hand, reference is made in reports to the very large number of questions asked in some Councils. The preparation of answers to many of these questions involves an immense amount of time and labour, and therefore indirectly of expenditure.

In *Madras*, "the following subjects came up for discussion in the Legislative Council: the pay of women officers and teachers in elementary schools; the introduction of the Boy Scout movement in schools; the introduction of physical training; the report of the special officer on elementary education; special concessions for depressed class pupils; communal representation in the educational services; compulsory elementary education; the need for a more rapid advance in the education of Muhammadans, especially of Mappillas; the teaching of agriculture in schools; the reorganisation of the superior educational services."<sup>1</sup>

"Among the bills and enactments relating to education were the Bill to amend the Madras University Act of 1923, the Annamalai University Bill, the Andhra University Amendment Bills, and the Bill to amend the Madras Elementary Act of 1921."<sup>1</sup>

In *Bengal* "an outstanding feature of the quinquennium was the wide range of topics covered by questions asked in Council. The discussions showed an increasing mastery of facts regarding educational matters, which augurs well for the future."<sup>2</sup> Several legislative proposals were placed before the Council. The Bengal (Rural) Primary Education Bill was introduced in 1928, and was finally passed in 1930. In 1931, an amendment to the Act of 1919 was passed, by virtue of which the local Government can now authorise a particular municipality to enforce the compulsory attendance of girls at school provided that Government are satisfied with the arrangements made by the municipality. The Dacca University Amendment Act of 1928 was also passed, by which the Academic Council was made purely advisory in functions and all executive powers were centred in the Executive Council of the University. Dr. Pramathanath Bannerjee's Bill for the reconstitution of the Senate of Calcutta University on a more popular basis was referred to a select committee, but was not discussed further as Dr. Bannerjee had retired from the Council.

The main event in the *United Provinces* during the quinquennium was the passing of the United Provinces District Board Amendment Act of 1928, the main provisions of which have already been discussed.

In the *Punjab*, "the interest of the Legislative Council in educational matters continued unabated throughout the quinquennium. Numerous questions were asked, and illuminating debates arose on a number of resolutions, the more important of which related to compulsory physical training, military training for college students, compulsory primary education, school fee concessions, the anglo-vernacular middle school examination and the institution of the Punjab University Enquiry Committee."<sup>3</sup>

<sup>1</sup> Madras, page 2.

<sup>2</sup> Bengal, page 11.

<sup>3</sup> Punjab, page 25.

The Bihar report reveals the very creditable record of the Bihar and Orissa Legislative Council in its support of education. "The education budget always interests the Council and every year the opportunity afforded by its introduction is taken to discuss various questions of policy. The Council has never failed to vote the complete amount of the demand put forward except last year, when a token cut of one rupee was carried as a protest against the decision of Government to reduce the education grants to local bodies by a ten per cent. cut owing to the financial stringency."<sup>1</sup>

The report also provides some interesting statistics regarding the remarkable variations in the number of questions asked in the Council on educational matters. "In 1928-29 the number of questions reached the surprising total of 532, if the different sub-heads of a question are reckoned as separate questions. Since then the number of questions asked has been much smaller. In 1930-31 it was 49, and in 1931-32 it was 104."<sup>1</sup>

The most important legislative achievement of the Bihar Legislative Council was the passing of a Government bill which "leaves Patna University a federal body but alters the constitution of the Senate and Syndicate, and creates a central board to co-ordinate the work of the colleges at Patna."<sup>1</sup>

#### (vii) Committees and Conferences.

34. A large number of committees have been appointed during the quinquennium to consider educational questions. Many of those appointed in the provinces will be referred to in the appropriate chapters of this Review; reference in this section is therefore confined to committees and conferences which were not concerned primarily with the affairs of a particular province.

35. The most notable event of the quinquennium was the appointment of the *Auxiliary Committee of the Indian Statutory Commission* to make enquiries into the growth of education in British India and its relations to political and constitutional problems and potentialities of progress. The Committee consisted of Sir Philip Hartog (Chairman), Sir Amherst Selby-Bigge, Sir Siayid Sultan Ahmed, Sir George Anderson, Dewan Bahadur Raja Narendra Nath and Dr. Muthulakshmi Reddi. Mr. R. M. Statham acted as secretary. The report, which was published in 1929, was of great value; many references are made to it in this Review.

In June 1927, the Government of India appointed the *Delhi University Enquiry Committee* to enquire into the future development of the University; and, in particular, to consider (i) the allocation of a permanent site for university and collegiate buildings, and (ii) the extent and nature of the assistance which the Government of India should give to the University. The Committee consisted of the Chief Commissioner, Delhi (Chairman), the Vice-Chancellor of Delhi University, the Educational Commissioner with the Government of India, the Chief Engineer, Central Public Works Department, and a representative of Finance Department. The report of the Committee has been under consideration throughout the quinquennium, but little progress has been possible owing to financial stringency. Since the close of the

<sup>1</sup> B. & O., page 7.

quinquennium, however, it has been decided to allot the Old Viceregal Lodge Estate and buildings to the University and its constituent colleges.

In 1927, Her Highness the Begum of Bhopal, acting in her capacity as Chancellor, appointed the *Aligarh Muslim University Enquiry Committee*, which consisted of Sir Ibrahim Rahimtoola (Chairman), Sir Philip Hartog and Sir George Anderson. The report of the Committee was completed in November, 1927; and its recommendations have been generally accepted and carried into effect.

In 1928, the Government of India appointed the *Primary Education Committee*, consisting of the Educational Commissioner with the Government of India (Chairman), three members of the Legislative Assembly and one inspectress of schools, to enquire into the problems of primary education for boys and girls in the centrally administered areas. The Committee presented its report in April, 1930, but action on its recommendations has been largely prevented by financial stringency.

In 1931, the Government of India appointed the *Indian Military College Committee*, consisting of His Excellency the Commander-in-Chief (Chairman), six officials, eight non-officials and three members from Indian States, "to work out the details of the establishment of a military college in India to train candidates for Commissions in all arms of Indian Defence Service". The recommendations of the Committee have been generally carried out and the Indian Military Academy has been instituted in Dehra Dun.

36. The second *Conference of Indian Universities* was held at Delhi in the autumn of 1929, under the auspices of the Inter-University Board. The conference was opened by His Excellency the Viceroy (Lord Irwin) and was attended by representatives of all universities except that of Rangoon. An important adjunct to the Conference was the exhibition by the Translation Bureau of Osmania University (Hyderabad) of its numerous Urdu publications. This was of special interest in view of the experiment, now being conducted by the University, of imparting education through the medium of the vernacular. A number of important resolutions were passed by the Conference.

37. The meetings of the *Inter-University Board, India*, have been held annually during the quinquennium at Madras, Patna, Dacca, Mysore and Lahore in rotation. It is a matter for regret that Rangoon University has been compelled to resign membership owing to its long distance from the places of meeting. The Board has conducted enquiries with a view to securing as far as possible uniformity of practice, co-ordination of effort and joint action by the universities in important matters. The question of forming a Central Advisory Board for Scientific Research is under consideration. The Board has done useful work in collecting information and in stimulating thought regarding current university problems.

38. In 1928, the Government of India convened a Conference of Ministers of Education and Local Self-Government and Directors of Public Instruction to discuss important matters of common interest. This was the second conference of its kind, the first having been held in 1927, an account of which was given in the previous Review. In the absence of any other co-ordinating agency the importance of these conferences is very great.

## CHAPTER III.

## UNIVERSITIES.

(i) *Retrospect.*

It is difficult to recall to mind that, only eighteen years ago, there were but five universities in the whole of India, those being the old-established affiliating Universities of Calcutta, Madras, Bombay, the Punjab and Allahabad.

Much criticism has been passed against affiliating universities; their divorce from teaching, their reliance on formal and external examinations, the vast areas of their jurisdiction, their lack of control over teaching in affiliated colleges, the almost inevitable lowering of standards of teaching and examination, the absence of a wider loyalty towards the university.

The Calcutta University Commission were critical in this connexion:

“According to the view of almost all progressive societies, a university ought to be a place of learning, where a corporation of scholars labour in comradeship for the training of men and for the advancement and diffusion of knowledge. On this definition Indian universities, in their first form, were no true universities. They were not corporations of scholars, but corporations of administrators; they had nothing to do with the training of men, but only with the examining of candidates; they were not concerned with learning, except in so far as learning can be tested by examinations. The colleges were the only ‘places of learning’, but the system tended to weaken the responsibilities of the stronger colleges and to reduce them to coaching institutions. The university, being merely a group of administrative boards, had no direct contact with the real work of teaching; it could contribute nothing to strengthen the intellectual resources of the colleges, and little to stimulate free criticism and independent thought among teachers and students. With its uniform curricula and its exaggerated emphasis upon examinations, the system reduced the colleges too much to the same pattern. It encouraged them, for the sake of economy, to limit their teaching to the ordinary conventional subjects and to disregard those more practical issues to which the despatch of 1854 had attached so much importance; it often prevented the teacher from teaching the things he cared most about and understood best; it led the student to value the discipline of his training not for its own sake, but mainly as a means for obtaining marketable qualifications. In the long run, such a system must have a sterilising influence.”<sup>1</sup>

2. Much, however, can be said on behalf of affiliating universities, especially at the time of their inception in India. The expense of their creation was negligible; they provided an effective means of testing the qualifications of candidates for Government service; they standardised and regulated the activities of the promising little colleges which were already in existence. It would have been a tragedy to the India of those days, if (as some seem to think should have been done) university education had been confined to unitary universities in the three Presidency towns.

The initial results were far from unsatisfactory. The early records are replete with the joy of hope and enthusiasm. Sir Henry Maine has testified to this spirit: “The thing must be seen to be believed; and I do not know which is the more astounding, the more striking; the multitude of students who, if not now, will soon be counted not by the hundred but by the thousand, or the keenness which they display. For my part, I do not think that anything of the kind has been seen by any European university since the Middle Ages.”

<sup>1</sup> Calcutta University Commission's Report, Volume I, pages 47-48.

3. This happy state of affairs, however, was not destined to last long. The affiliating universities soon became overburdened, indeed broken, by the weight of rapidly increasing numbers of students, many of them unsuited for university work ; and also by a rapid increase in the number of colleges, many of which did not command the necessary financial support for maintaining high standards of teaching.

Dissatisfaction grew apace. It was in the early years of the century that the Government of India made its first effort to cope with the problem. In 1904, the Universities Act was passed during the viceroyalty of the late Lord Curzon, the main object of which was to improve the machinery of universities. The Senates were reduced in size and a small elective element was introduced. It was laid down that a large proportion of members of both Senate and Syndicate should be from among those following the profession of education, but no provision was made for the direct representation of teachers as such, nor was it considered necessary to constitute any purely academic authorities."

Steps were also taken to increase the powers of control vested in Government. The vast majority of Fellows were to be nominated by the Chancellor who, except in Calcutta, was the Governor of the province concerned ; all new regulations and changes in existing regulations were made subject to sanction by Government.

Similar efforts were made to tighten up the control of universities over affiliated colleges by strengthening the conditions of affiliation and by prescribing the right of inspection.

It was also the intention of the Act that universities should assume teaching functions, but for financial and other reasons little was done in this direction for several years.

Some benefit undoubtedly accrued from the legislation of 1904, but it is at least open to question whether the 'bureaucratising' of universities did not in practice overtax with additional burdens their already overlaid machinery. The main problem arising from increasing numbers and deteriorating standards remained untouched. There is justification for the criticism passed by the Calcutta University Commission :

"The report of the Commission and the Act of 1904, which was based on it, aimed not at any fundamental reconstruction of the Indian university system, but at a rehabilitation and strengthening of the existing system. As the Commission of 1882 was excluded from considering university problems, so also was the Commission of 1902 excluded from directly considering school problems with the result that, equally with its predecessor, it was unable to deal with the problem as a whole."<sup>1</sup>

4. In consequence of this omission to strengthen the school foundations, the position of the five affiliating universities became more and more difficult. The numbers of students increased even more rapidly than before, and it was not long before the enrolment of Calcutta University approximated 30,000 students.

The Government of India then made a further attempt to grapple with the situation. Their main objects were, as described in their Resolution of 1913,

<sup>1</sup> Calcutta University Commission's Report, Volume I, page 66.

first, to restrict the area over which affiliating universities had control by securing a separate university for each of the leading provinces ; second, to create, in addition, new teaching and residential universities.

With the first object in view, plans were prepared for constituting universities at Nagpur in the Central Provinces, at Rangoon in Burma, and at Patna in the recently constituted province of Bihar and Orissa. By this means relief would be given to the overburdened universities of Calcutta and Allahabad. The opportunity was also taken of suggesting certain improvements in the governing authorities of universities, and also in enabling universities to assume teaching functions of their own.

For the achievement of these objectives a unique opportunity of breaking new ground presented itself at Dacca. As a result of the re-partition of Bengal in 1912, the Government buildings of the old capital of Eastern Bengal and Assam became available for university purposes. These assets were further enhanced in value by the close proximity of Dacca College, a Government institution, situated in Ramna on the outskirts of the city.

A committee was then appointed under the chairmanship of Mr. R. Nathan to consider the creation of a better type of university at Dacca. The committee made certain useful suggestions, but were generally content to reproduce in more expensive conditions the radical defects of the older universities. No suggestion was made for improving the quality of the students entering the new university or for selecting those who would be capable of benefiting by a university course. Indeed, the entrance standard of the Calcutta Matriculation was to be accepted as the test of admission. Again, though university professors were to be appointed and though science teaching was to be maintained by the University, all intermediate teaching was to be conducted by the colleges, and degree teaching by means of a somewhat ill-defined scheme of collegiate co-operation. Though the new university might have been an improvement on the old, it could not have been classed as a teaching university in the true sense of the word.

5. The Calcutta University Commission was therefore appointed in 1917 with wide terms of reference, including a consideration of " the qualifications to be demanded of students on their admission to the university ". It was not therefore debarred from investigating the conditions of school education in so far as they reacted on the efficiency of the University.

From the very outset of their enquiry, the Commission were much impressed by the necessity of reducing the unwieldy size of Calcutta University, which

" is in respect of the number of its students the largest university of the world. . . . The University of Calcutta has to deal with 26,000 students scattered over an immense province wherein communications are very difficult ; it is responsible also for the educational control of more than eight hundred schools—a function such as no university outside of India is called upon to perform ; and in these conditions it is unreasonable to expect that its governing bodies should be able to deal with this immense and complex task in a wholly satisfactory manner."<sup>1</sup>

<sup>1</sup> Calcutta University Commission's Report, Volume I, page 21.

The Commission made two fundamental proposals for the relief of the University of Calcutta.

In the first place, in order that the school foundations should be strengthened, a clear line of demarcation should be drawn between university and school work. The intermediate classes were therefore to be removed from the jurisdiction of the University and a new type of institution was to be created, which would include the two pre-matriculation as well as the two intermediate classes. A corollary of this proposal would be the extension of the degree course from two to three years.

In the second place, the Commission advocated the institution of unitary universities, not merely because they might be a means of relieving still further the burden of the already over-weighted affiliating universities, but chiefly because they were convinced that universities of this kind were educationally sound in themselves. They therefore recommended that a unitary university of the strictly unitary type, in which all teaching of a formal nature would be controlled by the university, should be created at Dacca. Encouragement should also be given to promising degree colleges in the mufassal with a view to their also becoming unitary universities as soon as they had acquired sufficient strength and support to stand on their own.

6. The publication of the report of the Commission was the fore-runner of a large number of new universities being instituted. A certain number of these have assumed affiliating functions over comparatively large areas which are defined by legislation. Others of the unitary or semi-unitary type have been brought into existence. On the creation of Agra University in 1927, the University of Allahabad ceased to exercise affiliating functions and became a university of the unitary type in the strict sense of the word.

There are now in India eight universities (Calcutta, Madras, Bombay, the Punjab, Patna, Nagpur, Andhra and Agra) which are of the affiliating type; and there are ten (Benares, Aligarh, Dacca, Allahabad, Lucknow, Rangoon, Delhi, Hyderabad, Mysore and Annamalai) which are to a greater or lesser extent of the unitary type.

The following Tables give information regarding the nature, activities and cost of these universities.

**TABLE XXIX.**  
*Universities in India, 1932.*

| University.           | Type (a).                 | Original date of foundation. | Faculties (b).                            | No. of Members of Teaching Staff. |                          |                         | No. of Institutions.    |                       |                      | No. of Students.           |                          |                         | No. of students who graduated in Arts and Science. |
|-----------------------|---------------------------|------------------------------|---|-----------------------------------|--------------------------|-------------------------|-------------------------|-----------------------|----------------------|----------------------------|--------------------------|-------------------------|--|
|                       |                           |                              |   | In university departments.        | In constituent colleges. | In affiliated colleges. | University departments. | Constituent colleges. | Affiliated colleges. | In University departments. | In constituent colleges. | In affiliated colleges. |  |
| 1. Calcutta ..        | Affiliating and teaching. | 1857                         | A., Sc., Ed., Eng., M., L., Com., O.      | 239                               | ..                       | 1,320                   | 24                      | ..                    | 56                   | 1,257                      | ..                       | 25,303                  | 2,044  |
| 2. Bombay ..          | Affiliating and teaching. | 1857                         | A., Sc., Ed., Eng., M., L., Com., Ag.     | 4                                 | ..                       | 773                     | 1                       | ..                    | 31                   | 87                         | ..                       | 14,412                  | 1,016  |
| 3. Madras ..          | Affiliating and teaching. | 1857                         | A., Sc., Ed., Eng., M., L., O., Ag.       | 28                                | 449                      | 897                     | 14                      | 17                    | 55                   | 70                         | 5,942                    | 10,598                  | 1,527  |
| 4. Punjab ..          | Affiliating and teaching. | 1882                         | A., Sc., Ed., Eng., M., L., Com., O., Ag. | 85                                | 41                       | 886                     | 13                      | 3                     | 48                   | 736                        | 869                      | 15,366                  | 1,023  |
| 5. Allahabad (c) ..   | Unitary ..                | 1887                         | A., Sc., L., Com. ..                      | 105                               | ..                       | ..                      | 17                      | ..                    | ..                   | 1,746                      | ..                       | ..                      | 465  |
| 6. Benares Hindu ..   | Teaching ..               | 1916                         | A., Sc., Ed., Eng., L., O. ..             | ..                                | 190                      | ..                      | ..                      | 8                     | ..                   | ..                         | 2,993                    | ..                      | 195  |
| 7. Mysore ..          | Teaching ..               | 1916                         | A., Sc., Eng., M., Ed. ..                 | 134                               | 168                      | ..                      | 6                       | 5                     | ..                   | 1,842                      | 991                      | ..                      | 353  |
| 8. Patna ..           | Affiliating ..            | 1917                         | A., Sc., Ed., Eng., M., L. ..             | ..                                | ..                       | 336                     | ..                      | 1                     | 17                   | ..                         | ..                       | 4,739                   | 252  |
| 9. Osmania ..         | Teaching ..               | 1918                         | A., Sc., Ed., Eng., M., L. ..             | ..                                | 165                      | ..                      | ..                      | 9                     | ..                   | ..                         | 856                      | ..                      | 64   |
| 10. Aligarh Muslim .. | Unitary ..                | 1920                         | A., Sc., Ed., L., O. ..                   | 105                               | ..                       | ..                      | 18                      | ..                    | ..                   | 1,150                      | ..                       | ..                      | 132  |
| 11. Rangoon (d) ..    | Teaching ..               | 1920                         | A., Sc., Ed., M., Eng., L. ..             | ..                                | 168                      | 10                      | ..                      | 4                     | 1                    | ..                         | 1,551                    | 123                     | 97   |
| 12. Lucknow ..        | Unitary ..                | 1920                         | A., Sc., Ed., M., L., Com., O.            | 120                               | ..                       | ..                      | 7                       | ..                    | ..                   | 1,813                      | ..                       | ..                      | 206  |
| 13. Dacca ..          | Unitary ..                | 1921                         | A., Sc., Ed., L., Com. ..                 | 107                               | ..                       | ..                      | 13                      | ..                    | ..                   | 1,063                      | ..                       | ..                      | 172  |
| 14. Delhi ..          | Teaching ..               | 1922                         | A., Sc., L., Com. ..                      | 11                                | 99                       | ..                      | 3                       | 7                     | ..                   | 98                         | 1,928                    | ..                      | 161  |
| 15. Nagpur ..         | Affiliating and teaching. | 1923                         | A., Sc., Ed., L., Ag. ..                  | ..                                | 7                        | 125                     | ..                      | 1                     | 7                    | ..                         | 345                      | 2,009                   | 252  |
| 16. Andhra ..         | Affiliating and teaching. | 1926                         | A., Sc., Ed., M., O. ..                   | 6                                 | ..                       | 327                     | 1                       | ..                    | 19                   | 30                         | ..                       | 3,775                   | 517  |
| 17. Agra ..           | Affiliating ..            | 1927                         | A., Sc., Ag., L., Com. ..                 | ..                                | ..                       | 410                     | ..                      | ..                    | 15                   | ..                         | ..                       | 2,985                   | 399  |
| 18. Annamalai ..      | Unitary ..                | 1929                         | A., Sc., O. ..                            | 68                                | ..                       | ..                      | 3                       | ..                    | ..                   | 561                        | ..                       | ..                      | 82   |

(a) An "Affiliating" University is a university which recognises external colleges offering instruction in its courses of studies; a "Teaching" University is one in which some or all of the teaching is controlled and conducted by teachers appointed by the University; a "Unitary" University is one, usually localised in a single centre, in which the whole of the teaching is conducted by teachers appointed by and under the control of the University.

(b) *Faculties.* A.=Arts; Ag.=Agriculture; Com.=Commerce; Ed.=Education (Teaching); Eng.=Engineering; L.=Law; M.=Medicine; O.=Oriental Learning; Sc.=Science.

(c) Reconstituted in 1921.

(d) Has an affiliated college which is managed by the University.



TABLE XXX.

*Expenditure from Government funds on universities and degree colleges during the year 1931-32.*

| Province.                     | Expenditure on education from Government funds. | Expenditure on universities from Government funds. | Expenditure on degree colleges from Government funds. | Total of (3) and (4) | Percentage of (5) to (2) |
|-------------------------------|---|--|---|----------------------|--------------------------|
| 1                             | 2   | 3  | 4   | 5                    | 6                        |
|                               | Rs.   | Rs.  | Rs.   | Rs.                  |                          |
| Madras .. ..                  | 2,55,71,715                                     | 5,93,500   | 7,76,552  | 13,70,052            | 5.35                     |
| Bombay .. ..                  | 1,90,01,654                                     | 1,22,000   | 4,90,066  | 6,12,066             | 3.22                     |
| Bengal .. ..                  | 1,44,50,039                                     | 9,96,999   | 11,63,343   | 21,60,342            | 14.95                    |
| United Provinces ..           | (a) 1,99,97,033                                 | (a) 19,18,946                                      | 4,64,143  | 23,83,089            | 11.92                    |
| Punjab .. ..                  | 1,64,92,681                                     | 1,82,201   | 4,18,254  | 6,00,455             | 3.64                     |
| Burma .. ..                   | 94,26,839                                       | 10,28,370  | ..  | 10,28,370            | 10.90                    |
| Bihar and Orissa ..           | 55,67,823                                       | 25,000   | 8,54,520  | 8,79,520             | 15.79                    |
| Central Provinces ..          | 47,62,227                                       | 42,500   | 3,49,047  | 3,91,547             | 8.22                     |
| Assam .. ..                   | 28,82,606                                       | ..   | 2,66,782  | 2,66,782             | 9.25                     |
| North-West Frontier Province. | 18,64,011                                       | ..   | 1,33,644  | 1,33,644             | 7.16                     |
| Delhi .. ..                   | 11,57,081                                       | 1,00,000   | 90,109  | 1,90,109             | 16.43                    |
| British India .. ..           | 12,46,00,481                                    | 61,09,147  | 50,77,549   | 1,11,86,696          | 8.98                     |

(a) Excludes Government of India's recurring grants of Rs. 3 lakhs to Benares University and Rs. 3 lakhs to Aligarh University; also non-recurring grant of Rs. 6 lakhs to each of these universities.

Expenditure in the *United Provinces, Bihar and Bengal* on university education is thus far higher than in other provinces.

7. The following Table gives some idea of the rapidly increasing numbers of students in the several provinces.

TABLE XXXI.

*Enrolment in universities.*

| University.                | Enrolment. |        |        |         |         |
|----------------------------|------------|--------|--------|---------|---------|
|                            | 1917.      | 1922.  | 1927.  | 1931.   | 1932.   |
| <b>I.—CALCUTTA</b> .. ..   | 28,618     | 23,044 | 30,202 | 24,806  | 26,560  |
| Patna .. ..                | ..         | 2,417  | 4,817  | 4,547   | 4,739   |
| Dacca .. ..                | ..         | 1,030  | 1,339  | 1,142   | 1,063   |
| Rangoon .. ..              | ..         | 507    | 1,479  | 1,550   | 1,674   |
| <b>Total</b> .. ..         | 28,618     | 26,998 | 37,837 | 32,045  | 34,036  |
| <b>II.—MADRAS</b> .. ..    | 10,216     | 12,653 | 16,922 | 16,218  | 16,610  |
| Mysore .. ..               | ..         | 1,460  | 1,749  | 2,781   | 2,833   |
| Osmania .. ..              | ..         | 345    | 798    | 808     | 856     |
| Andhra .. ..               | ..         | ..     | 3,136  | 2,536   | 3,805   |
| Annamalai .. ..            | ..         | ..     | ..     | 569     | 561     |
| <b>Total</b> .. ..         | 10,216     | 14,458 | 22,605 | 23,912  | 24,665  |
| <b>III.—BOMBAY</b> .. ..   | 8,001      | 8,493  | 11,411 | 13,908  | 14,499  |
| <b>IV.—ALLAHABAD</b> .. .. | 7,807      | 6,445  | 3,244  | 1,659   | 1,746   |
| Benares Hindu .. ..        | ..         | 1,050  | 1,936  | 2,419   | 2,993   |
| Aligarh Muslim .. ..       | ..         | 702    | 959    | 923     | 1,150   |
| Lucknow .. ..              | ..         | 632    | 1,448  | 1,709   | 1,813   |
| Agra .. ..                 | ..         | ..     | ..     | 2,637   | 2,985   |
| Nagpur .. ..               | ..         | ..     | 1,575  | 2,047   | 2,354   |
| <b>Total</b> .. ..         | 7,807      | 8,829  | 9,162  | 11,394  | 13,041  |
| <b>V.—PUNJAB</b> .. ..     | 6,583      | 7,372  | 11,416 | 17,390  | 16,971  |
| Delhi .. ..                | ..         | 706    | 1,310  | 1,700   | 2,026   |
| <b>Total</b> .. ..         | 6,583      | 8,078  | 12,726 | 19,090  | 18,997  |
| <b>GRAND TOTALS</b> .. ..  | 61,225     | 66,856 | 93,741 | 100,349 | 105,238 |

The Indian university system is still overburdened by an excessive number of students, often with inadequate qualifications. This weakness has been accentuated by the removal of the age-limit for Matriculation with the result that the more competent students, who might be expected to raise the standard and tone of universities, often enter a university prematurely and render even more complex and difficult the teaching and other arrangements.

(ii) *Affiliating universities.*

8. Many efforts have been made to improve the condition of affiliating universities. Relief has been given in certain cases, especially in Calcutta and Madras, by the creation of new universities within their original sphere

of jurisdiction. In many instances the constitution of the governing authorities has been revised so as to render the university more responsive to public opinion and also to give more scope and responsibility by means of academic authorities to those engaged in teaching in dealing with academic matters. Universities have also been encouraged to undertake teaching functions so that they shall cease to be merely examining bodies.

9. In *Madras*, "the most important event of the quinquennium was the enactment of the Madras University Amendment Act of 1929, which sought to remedy the defects of the Act of 1923. . . . The Council of Affiliated Colleges was abolished and the strength of the Academic Council was increased. Some of the ambiguities of the previous Act were corrected, and the powers of the University and of its several authorities were more accurately defined in the Amending Act."<sup>1</sup>

The Senate is the supreme governing authority of the University and consists of 210 members who are either nominated or elected. The Academic Council, which has "control and regulation of teaching and examinations within the University", is a very large body and consists of nearly two hundred members.

10. The activities of the University in the matter of research have been widely extended. "In 1927, the departments of Mathematics, Indian Philosophy and the Oriental Research Institute (consisting of Sanskrit, Tamil, Telugu, Kanarese, Malayalam, Arabic, Persian and Urdu sections) were opened."<sup>2</sup>

11. In 1931, Government addressed the University regarding the need of retrenchment and inquired whether the University would be prepared to forego eight per cent. of the recurring grant of Rs. 3,44,840. The University agreed to the proposed reduction from the grants payable in 1931-32 and 1932-33.

12. The number of students in arts colleges has not fluctuated to any great extent, the number having risen from 12,258 to 12,646 during the quinquennium. There was, however, a large increase in the number reading for Honours, the figures being 552 in 1926-27 and 777 in 1931-32.

13. The most important event during the quinquennium in *Bombay* was the passing of university legislation, whose object was "to reconstitute the University so as to enable it to provide greater facilities for higher education and research, while continuing to exercise due control over the teaching given by affiliated colleges."<sup>3</sup>

The Senate continues to be the supreme governing body of the University and its size has been increased to 150 members, only forty of whom (as against eighty in the past) are nominated by the Chancellor. The remainder are elected by a number of constituencies such as principals of colleges, university teachers, public associations, registered graduates, faculties and the Legislative Council of the province.

<sup>1</sup> Madras, page 20.

<sup>2</sup> Madras, page 25.

<sup>3</sup> Bombay, page 17.

The Academic Council is the chief authority in academic matters and consists of the Vice-Chancellor, deans of faculties, representatives of university professors and whole-time university teachers, representatives of boards of studies, and five persons elected by the Senate from among the fellows. All elections are made according to a system of proportional representation by means of a single transferable vote. "The results (of this system) do not appear to be free from several of the evils incidental to an elective system."<sup>1</sup>

Provision was also made in the Act for a statutory grant by Government, which was fixed at the amount of Rs. 1,17,000, which represented the total of grants previously awarded to the University. The Vice-Chancellor is of opinion that this sum is sufficient to cover normal expenditure, but insufficient for the University to undertake the new teaching activities foreshadowed in the Act. The amount compares unfavourably with the grants given to most other universities.

14. The original intention was that the University should conduct post-graduate teaching in all branches of learning, including technology, but the financial position has prevented such a policy being carried into effect. In its place, a new scheme is being prepared, whereby "post-graduate teaching and research in affiliated colleges can be conducted and co-ordinated under the supervision of the University. . . . The Board of Post-Graduate Studies have now resolved that the co-operation of colleges should be sought, and that, with the help of college teachers appointed as university teachers and working under the control of the University, provision should be made for post-graduate instruction and research".<sup>2</sup>

The University continues to maintain its School of Economics and Sociology. The number of research students has decreased "on account of a desirable change in the regulations imposing a higher standard of research work."<sup>3</sup> The Professor in charge of the School comments on the excellence of the library, and hopes that the School "is now in a position to play that part in the life of the city and Presidency, which a research institute is expected to do by means of systematic studies towards the solution of economic and research problems. In carrying out this desirable object, however, a more active co-operation with leading men in different spheres of life and with different institutions is essential."<sup>3</sup>

15. The number of students in Arts and Science colleges has risen from 6,984 in 1926-27 to 9,226 in 1931-32, an increase of 2,242 or 32·1 per cent. The report is of opinion that "there are one or two colleges, in which the number of students is excessively large. The first year arts classes are generally overcrowded".<sup>4</sup>

An almost inevitable corollary of this rapid increase is a general lowering of standards. The examiners' reports are disquieting :

"The root of the evil, the intellectual parasitism, which we have been denouncing year after year, lies in the big bloated classes which professors have to handle in this Presidency. . . . Literary Histories, Introductions, Guides, Companions, crambooks of every

<sup>1</sup> Bombay, page 19.

<sup>2</sup> Bombay, page 27.

<sup>3</sup> Bombay, page 28.

<sup>4</sup> Bombay, page 34.

variety have been diligently ransacked, and their contents, in all stages of accurate or inaccurate reproduction, have been discharged into answer-books. Precision in the answers was conspicuous by its absence. The general run of candidates seem to have had set answers ready and were determined to get them into the answers, whether relevant or not."<sup>1</sup>

The University has striven to exercise a greater measure of control over the teaching in colleges than previously. A limit is now prescribed to the number of students to be admitted in individual classes, but no limit is laid down by the University regarding the proportion of students to teachers in colleges as a whole.

16. The *Bengal* report has stated that "Calcutta University, on the whole, maintains the same position and retains the same powers as in the last period. Its bulk has become so unwieldy that no ordinary force can shake its pyramidal immobility".<sup>2</sup> Amending legislation has been prepared, but up till now without practical effect. It is in the nature of irony that, except for the constitution of the University of Dacca, the recommendations of the Calcutta University Commission have had almost less effect on Calcutta University than on any other university of India.

17. The original scheme for post-graduate teaching was initiated before the Calcutta University Commission began its labours. The volume of research has been extended and many eminent scholars are now engaged by the University, but the scheme suffers in that post-graduate work is almost completely divorced from undergraduate work. The expense of the undertaking has been considerable and has involved the University in a large annual deficit, a matter which has given rise to prolonged discussions between the University and Government. As a result of a conference between these two authorities, "Government have now agreed to give an annual recurring grant of Rs. 3,60,000. Post-graduate teachers have been made permanent. The post of an audit officer was created in 1927 to ensure a better checking of university accounts."<sup>3</sup>

The varying enrolment of post-graduate students has been likened in the report "to the temperature chart of a malaria patient. In six years the number of post-graduate students decreased by nearly 600; in four years it rose by about 650. These violent fluctuations suggest that the enrolment is not based on an altogether real demand. Many students come to the post-graduate classes because they have nothing better to do."<sup>2</sup> Post-graduate instruction cannot be carried out successfully in such disconcerting conditions.

18. The number of students of all kinds has also suffered from wide fluctuations: "The total number of students (in arts colleges) decreased from 22,420 in 1926-27 to 19,744 in 1931-32, or by 11.9 per cent. In Government colleges the decrease was 4.9 per cent, in aided colleges 11.1 per cent, and in unaided colleges 15.8 per cent. The maximum enrolment during the period was 20,871 in 1929-30, and the minimum in the next year."<sup>3</sup>

The report does not attribute these fluctuations entirely to political reasons: "Though political unrest in general and the civil disobedience

<sup>1</sup> Bombay, pages 37-38.

<sup>2</sup> Bengal, page 45.

<sup>3</sup> Bengal, page 47.

movement in particular interfered with the smooth working of colleges for a time, there was not much talk about the futility of education. It is chiefly the depreciation in agricultural prices, in a province whose prosperity is almost wholly dependent on agricultural products, that has been mainly responsible for the decrease in numbers. This also explains the large reduction of Muslim students who come mainly from the agricultural classes."<sup>1</sup>

Economic distress has also been responsible for a very large decrease in the number of students resident in hostels, the numbers of such having declined from 5,807 in 1926-27 to 3,780 in 1931-32.

These decreases provided the authorities with an opportunity of limiting the size of some of the colleges and also of insisting upon the residence of students in approved hostels, especially as more hostel accommodation is now available, but such action does not seem to have been taken. "The colleges vary in size. The largest are in Calcutta; the Vidyasagar College had 2,455 students in 1932, and the Scottish Church, the City, Bangabasi and Ripon Colleges have generally well over a thousand each. This is partly the reason why several of these colleges are unaided—they have a considerable income from fees and are, as a rule, independent."<sup>1</sup>

Another evil which might have been checked is the serious congestion of students in the city of Calcutta. "Of the candidates (excluding non-collegiates) who appeared for the intermediate and degree examinations in 1931, no fewer than 58 per cent belonged to Calcutta colleges, while over 52 per cent came from the eight large colleges in the city. . . . Of the B. A. candidates, two colleges supplied one fourth. The tendency for students to flock to the city, particularly to a few large institutions, is gaining strength. Their attractive power is not always due to their superior efficiency, for the percentage of success in some of the largest is well below the average. When it is remembered how difficult it is in larger colleges to create a spirit of solidarity, to establish individual contacts, to develop extra-academic activities, the tendency will not appear healthy."<sup>1</sup>

19. It would be premature to discuss at any length the development of *Agra University*, which was only started at the beginning of the quinquennium. The new university was sped on its way by an expression of good wishes from the Vice-Chancellor of Allahabad, feelings which were reciprocated by *Agra University*.

The jurisdiction of *Agra University* extends over the United Provinces (excluding the territorial limits of each of the four unitary universities in the province), Rajputana, Central India and Gwalior. The University affiliates colleges for the degree and post-graduate standards, but does not forbid colleges from retaining intermediate classes.

The Government of the United Provinces awards to the University an annual grant of Rs. 43,500. This amount, together with the fees, enables the University to meet its normal expenditure. An endowment fund is being

<sup>1</sup> Bengal, page 48.

built up, which amounted to Rs. 61,000 at the close of the quinquennium. The Rev. Canon A. W. Davies, the first Vice-Chancellor of the University, made a generous donation of Rs. 50,000 towards the prospective buildings of the University.

Agra College, which owes so much to its late Principal, the Rev. Canon A. W. Davies, is fortunate in that the entire scheme of college buildings has been completed by the erection of a new hostel and physics block. The college mourns the death of two former principals, the Rev. P. I. Haythornwaite and the Right Rev. Dr. H. A. Durrant, fourth Bishop of Lahore.

20. No amending legislation has been attempted in the *Punjab*, but the functions of the Academic Council (which had been constituted in the previous quinquennium within the four corners of the Universities Act of 1904) were widened in 1928, and it was given larger control over matters concerning higher teaching and research.

During recent years the practice has grown up for the University to provide teaching for Honours students in a number of subjects. Success has been achieved in certain science subjects, but many of the Honours schools in arts subjects have had to be abandoned as a result of poor attendance. The University also maintains the Law College, Oriental College and the recently constituted Hailey College of Commerce.

21. The number of students has continued to increase at a rapid pace. In the previous quinquennium, enrolment in arts colleges nearly doubled itself by an average increase of a thousand a year; in the quinquennium under review, the pace has somewhat slackened, but the total increase amounted to about three thousand. The enrolment of the University now approximates 17,000 students. Considerable anxiety is expressed in the report:

“The main problem is whether any method can be devised for checking this flow of students into the University. That no university can possibly cater for the needs of such thousands of students, or can establish reliable standards of examination as a test of their fitness does not need elaboration. The unsuitability of the bulk of the material which enters the University is fully demonstrated by the high percentage of failures in each examination, in spite of the lowness of the standard and the lack of rigour with which that standard is applied.”<sup>1</sup>

22. There has been much discussion regarding the development of *Patna University* with, apparently, satisfactory results.

From the outset, Government and University were united in the belief that, “though a complete unitary system of administration and teaching is the best, where practicable, the college must remain the unit at Patna for administrative purposes”<sup>2</sup>; and also that, while the University should not assume wide teaching functions, higher teaching should be developed in ‘internal’ colleges under the control of the University. Discussion has therefore been centred mainly around the measure and manner of that control.

The University first held that “all new appointments to sanctioned post-in internal colleges should be made by the Syndicate on the advice of a selection

<sup>1</sup> Punjab, pages 36-37.

<sup>2</sup> B. & O., page 28.

committee"<sup>1</sup>, but Government were unable to accept this proposal in its entirety. After discussion, a compromise was arrived at whereby, "with a view to giving the University an important part in the selection of candidates for college appointments, a permanent board of selection (consisting of the Vice-Chancellor, the Director of Public Instruction, one member who is not a teacher, and two experts in the subject concerned) has been constituted."<sup>2</sup>

A further advance has been made by the creation of a Central University Board (consisting of the Vice-Chancellor, the heads of internal colleges and two representatives of the governing body of each internal college), which controls inter-collegiate teaching, non-collegiate hostels, and the discipline and corporate life of the students in general.

23. Patna University has also improved the quality of its buildings. The most notable addition has been the completion of buildings for the new Science College; which were opened by His Excellency the Viceroy in 1928. The close contiguity of the internal colleges should be of great assistance to the carrying out of the new co-operative arrangements.

24. The number of Matriculation candidates increased from 3,760 (of whom 1,557 passed) in 1927-28 to 5,342 (of whom 1,782 passed) in 1931-32, whereas the number of B. A. (pass) candidates declined from 782 (of whom 278 passed) in 1927-28 to 735 (of whom 195 passed) in 1931-32.

25. Government award an annual grant of Rs. 20,000, but this amount has been reduced by ten per cent during the period of financial stringency. This sum appears to be inadequate, but it should be borne in mind that Government make a valuable contribution to the promotion of higher studies by the maintenance of Patna and Science Colleges.

26. *Nagpur University* has been fortunate in receiving a munificent bequest of Rs. 33,88,508 from the late Rao Bahadur D. Laxminarayan for the teaching of applied science and chemistry to Hindu students. A committee has been appointed to prepare a scheme for the utilisation of this bequest.

The outstanding event of the quinquennium was the opening of the new Science College in 1929. The total cost of the buildings and fittings amounted to Rs. 19 lakhs. The College provides regular courses of instruction in English up to the B.Sc. standard, and in mathematics, physics, chemistry, botany and zoology up to the B.Sc. standard. It also provides facilities for research students.

Government award to the University an annual grant of Rs. 50,000, but this amount has been reduced to Rs. 42,000 during the time of financial stringency.

The University is still engaged in considering the institution of Honours courses, and syllabuses are now under preparation.

<sup>1</sup> B. & O., page 28.

<sup>2</sup> B. & O., page 29.



27. The number of students increased from 1,410 to 1,792 during the quinquennium. There has been a growing demand for admission to colleges ; every year a large number of students have been refused admission through lack of accommodation. The Principal, Robertson College, Jubbulpore, reports that he has had "to struggle hard to maintain the traditional standard of the College in face of the steady decline in the quality of students"<sup>1</sup>. He observes that "the superior attractions of Nagpur have caused the abler students to gravitate to the headquarters of the University"<sup>1</sup>.

28. There is, finally, the newly constituted *Andhra University*, in regard to the development of which there has also been much deliberation. A number of amending Acts have been passed by the Madras Legislative Council.

After much discussion, the headquarters of the University have been transferred from Bezwada to Waltair ; and the districts of Anantapur, Cuddapah, Kurnool, Bellary and Chittoor have been restored to the jurisdiction of the University of Madras.

29. The finances of the University have been much assisted by statutory grants from Government ; a non-recurring endowment grant of Rs. 27 lakhs, an annual block grant of not less than Rs. 1,50,000 for general expenditure, and a non-recurring grant of not less than Rs. 7½ lakhs for buildings and equipment.

With this strong financial support, the University has made headway with its building programme. In 1931, the Senate sanctioned the acquisition of the building formerly occupied by the Hotel Cecil and of a site of 21 acres at a cost of Rs. 2 lakhs, and another site of 31 acres adjoining it at a cost of Rs. 1,10,000. Plans and estimates for the construction of buildings at the cost of about Rs. 4 lakhs have been approved ; the new buildings are expected to be ready for occupation in the academic year of 1933-34.

The University College of Arts was opened in 1931 and was located temporarily in the Bobbili Hall which was placed at the disposal of the University by the Hon'ble the Raja of Bobbili, Vice-Chancellor of the University.

### (iii) Unitary universities.

30. Unitary universities in India can be divided into two categories. The first category consists of those universities which are strictly unitary in type, in which all teaching of a formal nature is conducted by the university and not by colleges ; the second category consists of universities which, though they do not possess the power of affiliating colleges at a distance, have associated with them constituent colleges in close proximity. In such instances the university has considerable powers of control over its constituent colleges.

31. Most universities of the first category are in the *United Provinces*—the Universities of Allahabad, Lucknow, the Hindu University at Benares and the Muslim University at Aligarh.

These four universities receive generous grants from Government. The following figures have been taken from the United Provinces report :

TABLE XXXII.

*Expenditure on unitary universities in the United Provinces.*

| University.     | 1926-27.          |                | 1931-32.          |  |
|-----------------|-------------------|----------------|-------------------|--|
|                 | Provincial funds. | Central funds. | Provincial funds. | Central funds.                                   |
|                 | Rs.               | Rs.            | Rs.               | Rs.  |
| Allahabad .. .. | 7,03,000          | Nil.           | 6,43,966          | Nil.   |
| Lucknow .. ..   | 9,91,198          | Nil.           | 11,42,080         | Nil.   |
| Benares .. ..   | Nil.              | 3,25,000       | 45,000            | { Recurring 3,00,000<br>{ Non-recurring 6,00,000 |
| Aligarh .. ..   | 44,400            | 3,25,000       | 44,400            | { Recurring 3,00,000<br>{ Non-recurring 6,00,000 |

NOTE : The Lucknow figures include the grant for King George's Medical College, which forms part of the University.

It would not be fair to contrast these large grants with the much smaller amounts which are given to affiliating universities, as the latter receive considerable indirect assistance by the maintenance of Government colleges by Government. Notwithstanding, the cost of these unitary universities is undoubtedly heavy ; possibly heavier than India can afford, bearing in mind the large demands for the extension of primary and girls' education.

Such is the view expressed in the report of the United Provinces :

" Notwithstanding the very generous grants already made to university education by Government, most reports breathe a spirit of dissatisfaction with what has been received and an expectation of increase which cannot be satisfied. The limitation of provincial revenues and the increasing demands for a wider spread of elementary and girls' education have checked the growth of expenditure from provincial funds on University education, and it seems possible that a reduction of such expenditure will become necessary. Sources of further taxation have run dry, and it is not to be expected that more money will continue to be forthcoming ".<sup>1</sup>

The report also records a rapid increase in the number of students in all universities, including the affiliating University of Agra, the number having risen from 3,103 in 1922 to 5,892 in 1927, and to 7,772 in 1932. " There has been a marked increase in post-graduate students, and the universities are generous in subsidising research among such students ".<sup>1</sup>

<sup>1</sup> U. P., page 13.

32. In the *University of Allahabad*, efforts have been made to improve the efficiency of teaching: "Tutorial instruction has been imparted in colleges, and seminar classes have been held for students not residing in colleges. Under the statutes, no group should consist of more than six students. It has not been possible, for want of a sufficient number of teachers, to adhere to this limit in the case of departments in which the number of students is large".<sup>1</sup> An attempt has been made, however, to restrict the number of students within reasonable limits: "The increase in the number of students could have been much larger. Applications for admission have been refused in order to keep enrolment within the capacity of the staff, accommodation and equipment."<sup>2</sup>

On the other hand, the University has extended the scope, and therefore the expenditure, of its teaching by the inclusion of additional subjects: "Important changes have been the institution of a D. Litt. degree in economics; a three years' Honours course for the B. A.; the prescribing of spectroscopy, X-rays and wireless telegraphy and telephony as alternative subjects for the M. Sc.; the institution of a B. Sc. in agriculture coupled with the recognition of the Agricultural Institute, Naini, as a college for the teaching of the subject; and the provision of a certificate of proficiency in French and German"<sup>3</sup>, an ambitious and certainly an expensive programme of achievement during the short space of five years.

33. Progress in *Lucknow University* has been on similar lines. The total number of students has increased from 1,448 in 1927 to 1,813 in 1932; there has been "a phenomenal development of post-graduate work in the University."<sup>2</sup>

There has been much activity in building construction: "The residential aspect of the University has been considerably developed by the addition of ten residential bungalows for members of the staff (cost Rs. 1½ lakhs); by another hostel accommodating a hundred students in Canning College (cost Rs. 1½ lakhs); by the addition of 27 rooms to the hostels of King George's Medical College (cost Rs. 18,000). The Chemistry laboratory has been completed and equipped (cost Rs. 3½ lakhs). A clinical theatre has been built for King George's Medical College (cost Rs. 60,000). A Zoology museum and rooms have been erected and furnished (cost Rs. 61,000). A fern-house has been added to the Botany department (cost Rs. 6,500)."<sup>3</sup>

The main subject of deliberation has been the relation of the B. A. courses (Honours and Pass) to the M. A. courses. The upshot has been that the M. A. and M. Sc. courses are now thrown open to B. A. and B. Sc. pass graduates as a permanent measure in the same manner as they had been open to Honours graduates in a single year. Thus, what was anticipated would be a temporary measure has become permanent. The reason for this decision is that the old Master's courses, which are reached by a pass degree, have proved extremely popular. Whereas the number of Honours students in the Faculties of Arts and Science increased from 75 in 1925-26 only to 99 at the close of the quinquennium, the corresponding figures for M. A. (Parts I and II) indicated an increase from 137 to 323. It is stated that the future of the three-year Honours courses is by no means bright, unless some definite policy, acceptable to all universities in the United Provinces, is laid down for future guidance. It may be suggested, however, that many students, and those by no means the least competent, prefer the wider range of subjects which is offered by the pass courses.

<sup>1</sup> U. P., page 15.

<sup>2</sup> U. P., page 22.

<sup>3</sup> U. P., pages 22-23.

34. There is a similar tale of rapid expansion from *Benares Hindu University*, where the total number of students has risen from 1,936 to 2,993 during the quinquennium. The wide scope of the University is indicated in the United Provinces report :

“ The progress of the University, during the brief period of its existence, has been striking. A large site covering nearly 1,300 acres has been acquired, a new university town has been planned and is being gradually built in this vast campus. Nearly twenty miles of roads have been laid out, and, as the University is situated outside the municipal limits of Benares, it has made its own arrangements for the supply of water, electric light and power. The University has so far instituted 32 departments of teaching, including those of mechanical and electrical engineering, industrial chemistry, mining and metallurgy, and Indian medicine (Ayurvedic) ; it employs over 200 professors, assistant professors and demonstrators who reside on the university premises ; it has on its rolls nearly 3,000 students, 2,000 of whom live in hostels ; it has in all erected 175 buildings ; it has provided extensive playgrounds, a stadium, a gymnasium, an armoury, a hospital for a hundred indoor patients, a botanical garden and a pharmacy of Indian (Ayurvedic) medicine. It awards 400 scholarships and over 600 free and half-free studentships to poor students. It imparts free education to the students of the College of Theology and Oriental Learning and to women students.”<sup>1</sup>

It is not surprising that the University has over-taxed its strength in the attempt to carry out this ambitious programme. The Government of India generously came to its rescue by a non-recurring grant of Rs. 15 lakhs for the liquidation of its debt, in addition to enhancing its recurring grant from Rs. 1·25 to Rs. 3 lakhs.

35. In regard to the *Muslim University, Aligarh*, the United Provinces report observes that

“ these five years have been a period of great importance. At the beginning of the period the internal affairs of the University were not in a satisfactory condition, and the report of the Rahimtoola Inquiry Committee revealed defects in administration, organisation and teaching. But the work of reform was undertaken with determination and courage, and the last few years have been a time of steadily increasing efficiency and widespread improvement and activity. The University, having set its house in order, can look backward with satisfaction and forward with confidence.”<sup>2</sup>

The steps, which were taken to improve matters, were certainly drastic. On receipt of the report of the Rahimtoola Committee, the Executive Council was reconstituted so as to consist of only three members ; the Vice-Chancellor, the Pro-Vice-Chancellor and the Treasurer.

Dr. (now Sir) Ross Masood was appointed Vice-Chancellor and was re-elected as such in 1932 for a further period of three years.

The University suffered a serious blow by the death of Mr. E. A. Horne, who had just been appointed Pro-Vice-Chancellor in 1929. Mr. H. Martin officiated in the post for a few months, and was succeeded by Mr. R. B. Ramsbotham who entered on his duties in February, 1931.

36. The University has also extended the scope and efficiency of its teaching. The Training College is now housed in a building of its own. A complete set of lecture rooms for the Mathematics Department and an additional large lecture-room for the Physics Department have been completed ; entirely new buildings are being constructed to house the Departments of Chemistry, Botany and Zoology, while the buildings originally used for the Muslim University School are being converted into a large Physics laboratory. The total

<sup>1</sup> U. P., page 26.

<sup>2</sup> U. P., pages 29-30.

cost is estimated at about Rs. 8 lakhs, which have been provided by a non-recurring grant from the Government of India and by special donations.

37. The latest addition to the category of unitary universities is *Annamalai University* at Chidambaram in the south of Madras Presidency.

The University owes much to the initiative and generosity of the Honourable Raja Sir Annamalai Chettiar who, in 1928, offered to hand over to the proposed university the three collegiate institutions for higher education in English, Tamil and Sanskrit studies founded and maintained by him at Chidambaram, together with a donation of Rs. 20 lakhs. The Government of Madras were not behindhand and agreed to contribute the sum of Rs. 20 lakhs (afterwards increased to Rs. 27 lakhs) towards the endowment fund, and an annual grant of Rs. 1½ lakhs. A non-recurring grant of Rs. 7·5 lakhs has also been awarded towards the cost of buildings and equipment.

The University has made praiseworthy efforts to render its teaching more efficient than usually obtains in India. A tutorial system has been introduced, the distinguishing feature of which is that small batches of not more than three students are committed to the charge of members of the staff. This arrangement was at first limited to Honours students, but will be extended to Pass students with effect from July, 1932.

38. In the second category of unitary universities (those with constituent colleges), the first for consideration is that at *Rangoon*.

The intention was first to constitute a strictly unitary university, but it was soon realised that it would be inadvisable to sacrifice the fine traditions of Judson College, which is maintained by the American Baptist Mission. It was therefore decided that this college should be transferred to the University campus and that provision should be made in the constitution of the University for the maintenance of its corporate integrity. There is also an Intermediate College at Mandalay, which has been declared "to be an aided institution managed by the University of Rangoon."

The cost of the present University estate, buildings and plant approximated Rs. 1½ crores. The bulk of this large amount was contributed by Government, but liberal assistance was also given by the Burma Oil Company (chiefly for the Burma Oil Company College of Engineering), by the American Baptist Mission (for the new buildings of Judson College), and by private benefactors. Arrangements for constructing the new buildings have been made by the University Building Trust, which carried out its functions so satisfactorily that there was a saving of Rs. 15 lakhs, which were utilised for the erection of a Teachers' Training College.

The result of all this activity is much appreciated in the Burma report :

"During this period the Government of Burma, the American Baptist Mission, the Burma Oil Company and private donors have supplied the province with buildings and equipment, which will meet its needs for many years and are second to none in Asia. The bulk of the cost was met by Government from revenue, not from loans, and this means that tax-payers in Burma have at a time of financial depression made a costly gift to posterity, and that other services and institutions have had to go short during this period. If our university were still unbuilt, less money would be available in future years for compulsory education and other nation-building projects."<sup>1</sup>

<sup>1</sup> Burma, page 15.

39. The University of Delhi had had a chequered career, mainly owing to the shortage of funds. The original intention seems to have been to create a strictly unitary university, but many obstacles intervened. The Hartog Committee suggested that "it would be a loss if the healthy traditions of the three colleges were sacrificed by a too rigid adherence to the formula of a unitary university, and that it would be preferable to retain the vigorous life and traditions of the colleges and to place upon the university the duty of organising the higher work."<sup>1</sup>

As a temporary arrangement, the University has made its headquarters in the old Secretariat building, while the colleges have continued in their old premises. Future development tends in the direction of a federal university, in which constituent colleges will provide teaching facilities, subject to the control of the University.

Though the Act did not contemplate intermediate teaching forming part of university teaching, intermediate classes are still maintained by colleges.

(iv) *Future prospects.*

40. There is thus a wealth of experience drawn from experiments in many places and in many directions. It is therefore possible to take stock of the present position and to examine the prospects of future development.

41. It has recently been observed that

"the unitary type of university has been most generally adopted in the world because of its obvious advantages. It appeals to the civic pride of great centres of population and, in consequence, has often been the recipient of large benefactions; it offers the best means of correlating examination with teaching; its organisation can provide resources of teaching which are not easily available in separate self-contained colleges. Because of its unity of purpose its constitution need not be cumbrous. Its teaching function is much less subject to the incubus of burdensome administration, which oppresses universities of the affiliating type. It has also the advantage of simpler organisation in faculties and departments, escaping the friction which is inevitable in the affiliating system."<sup>2</sup>

It is not possible, however, to accept this conclusion without qualification.

42. Though undoubtedly beneficial in certain directions, unitary universities in India have not been successful in affording relief to the already overstrained affiliating universities.

The figures given on page 63 indicate that, in spite of the fact that there are now eighteen universities in India, Calcutta University has an enrolment of 26,000, Madras one of 16,000, Bombay one of 14,000 and the Punjab one of 17,000. The increase in enrolment in Punjab University has been phenomenal. Whereas in 1917 students numbered 6,583, the enrolment in 1932 approximated 17,000 in spite of the creation of Delhi University.

The Hartog Committee were justified in observing that "the requirements of India cannot be met solely by unitary universities, and that the affiliating university is likely to remain for many years to come."<sup>3</sup>

<sup>1</sup> Hartog Report, page 125.

<sup>2</sup> Punjab University Enquiry Committee's Report, pages 181-182.

<sup>3</sup> Hartog Report, page 122.

43. While expressing opinions generally favourable to unitary universities, the Hartog Committee were constrained to qualify their opinions, at least by implication, that unitary universities in India may not have secured certain conditions which are essential to their success :

" Provided that a corporate life can be evolved in the halls, which is comparable to the traditions of the better colleges in the older universities, that the teaching is properly organised in the several departments of study, and that members of the several university authorities are both competent and capable of understanding the significance of such a university, a unitary university should result in more efficient teaching, in more effective expenditure of available resources, in closer contact between staff and students and in a more stimulating corporate life." <sup>1</sup>

44. Reference has already been made to the strong hold which collegiate ideals have exercised in India, and also to the fine traditions which many colleges possess. Moreover, bearing in mind that students are being introduced to western learning through the medium of a foreign language and that the restraint and influence of religion are largely absent in the Indian university system, there is all the greater need that students shall be handled in smaller units than is often possible in a unitary university. A unitary university, with swollen numbers, would be faced by greater complications than are even the larger colleges of India. Unitary universities have rarely risen through the annihilation of colleges, but have either originated as such or have developed from a single college, which formed part of another university and remained so until it had gathered sufficient strength and support to stand alone. In such cases, collegiate traditions, far from having been stifled, have ripened. Such should be the outcome at Benares, Aligarh and Chidambaram. It is open to question, however, whether in other places the benefits, gained by improved organisation, have not been outweighed by the loss of college traditions which these unitary universities have eclipsed.

45. The recent Commission on Christian Higher Education in India have represented a further difficulty that the natural development of colleges is often embarrassed by the ever-present fear that, with the constitution of a unitary university, their whole character and traditions will be altered :

" With changes in university policy, in some provinces colleges have been faced with acute problems arising from threatened or actual modification of the character and functions of the individual college in relation to the university. . . . In Burma, the new University of Rangoon was projected on lines which would in effect have excluded the powerful Judson College from any real share in university work. The college was able to put up a strong resistance to the original proposals, which were so modified as to secure for it a permanent place within the university under a constitution which gives it effective control of its own life, together with an honourable share in the fruitful co-operative teaching system of the university."

" The American colleges in the United Provinces were less fortunate. When the unitary Universities of Lucknow and Allahabad were established, it was provided in the Acts that all colleges within ten miles' radius of the Senate Halls of these Universities must either become internal colleges of the University or else cease to exercise any university functions. . . . The policy was forced upon these two colleges, merely because they happened to be situated in cities which were selected as suitable centres for the development of the new unitary type of university." <sup>2</sup>

<sup>1</sup> Hartog Report, pages 121-122.

<sup>2</sup> Lindsay Commission's Report, pages 73-74.

46. Little is said in the reports about the actual working of the constitutional machinery in unitary universities, but there are indications that the procedure is unnecessarily complicated with the result that time and energy are too often diverted from the primary functions of teaching to the less important function of attending meetings. Authority is often unduly centralised, and insufficient scope is given to heads of university departments and to other important officers.

In every university there is a danger of power passing into the hands of a small clique of interested persons, but the danger is greater if a university is located in a small centre, where there is a paucity of interests and which is aloof from the wider currents of public life. In such cases the best remedy is to make ample provision for the representation of outside interests and persons; this can best be effected by preserving a sufficient measure of nomination.

47. It might have been hoped that, having been freed from wasteful overlapping and duplication which is an almost inevitable concomitant of the affiliating system, unitary universities would have proved to be economical; but such is far from having been the case. Indeed, the main criticism levelled against unitary universities is on the score of expense. The following figures (which are in no way complete) provide justification for this criticism :

TABLE XXXIII.  
*Cost of Unitary Universities in India.*

| University.       | Initial expenditure or special grants. | Recurring grants. |
|-------------------|--|-------------------|
|                   | Rs.                                    | Rs.               |
| Dacca .. .. .     | 47,39,823                              | 5,78,970          |
| Allahabad .. .. . | 2,06,582                               | 6,43,966          |
| Lucknow .. .. .   | 3,63,565                               | 11,42,080 (a)     |
| Benares .. .. .   | 21,27,000                              | 3,53,070          |
| Aligarh .. .. .   | 20,00,000                              | 4,00,400          |
| Annamalai .. .. . | 34,50,000                              | 1,50,000          |
| Rangoon .. .. .   | 1,48,89,556 (b)                        | 10,28,370         |
| Delhi .. .. .     | ..                                     | 1,00,000          |

(a) Includes the grant for the King George's Medical College.

(b) Initial expenditure.

48. One of the main causes of this high expenditure is the unregulated competition which now runs riot between universities, affiliating as well as



unitary. Each university seeks to be a self-contained unit, bent on providing ample facilities for higher education and research in almost every conceivable subject, heedless and often ignorant of what is being done in other universities. This danger of overlapping is particularly great in the domain of science, in consequence of the high initial and annual expenditure involved.

It is difficult to suggest remedies to prevent this insidious form of extravagance, but India should have a university system which will promote higher learning and research, which will provide suitable training for her young men and women, which, above all, will be within her means.

Considerable improvement has been made in this direction in the United Kingdom by the agency of the University Grants Committee, which keeps in close touch with universities and is thus in a position to give authoritative and experienced advice not only to grant-giving authorities but also to universities themselves. The success of this Committee should be a valuable guide to India in determining this difficult problem. As the Committee includes men of understanding and experience in university work, it commands the confidence of universities, and its visits are welcomed as a means of discussing inherent difficulties and of ascertaining what is being done elsewhere.

The attitude of the Committee is explained by the following extract from the report of the Hilton-Young Committee on the University of London :

"We think it appropriate in this connexion to quote from the Report of the University Grants Committee. "Our conviction, which is in accordance with the national traditions, is that the Universities must be free to control their own destinies and to develop along their own lines. It has therefore been our constant endeavour, in the administration of the Treasury grants, not to impair the autonomy of Universities or to diminish in any way their sense of responsibility. With this aim we have always recommended, and shall continue to recommend, that so far as possible the annual Treasury grants should be given as block grants in aid of a University's general income, and that, provided the obvious limits of financial prudence are not transgressed, it should ultimately remain with each University itself to decide in what precise way its income, including the Government grants, should be distributed over the field of its activities ; for without control of finance there can be no effective control of policy." <sup>1</sup>

49. Another contributory cause of extravagant duplication is the provision of wider scope and responsibility for university teachers to exercise a greater control over academic matters by the reconstruction or institution of academic authorities, Academic Councils, Faculties and the like. There is reason to fear that these bodies have sometimes trespassed into the domain of finance.

University administration is very complex. A proposal, for example, to add an optional subject to a course may appear at first sight to be purely an academic matter, but it has also financial implications. It is at least open to question whether the financial implications of the numerous additions to the activities of universities have been sufficiently examined during the last five years and whether the financial and teaching resources of universities have been adequately safeguarded. It is, further, not merely a question whether such innovations can be afforded, but also whether unregulated competition between universities is calculated to promote the greatest efficiency of teaching.

<sup>1</sup> Hilton-Young Committee's Report, page 20.

In order to meet this danger, Standing Finance Committees have been instituted in some universities, one of whose functions is to rule out expenditure which is in excess of the income and resources of the university. This is a move in the right direction, but Standing Finance Committees need assistance by the preparation of complete memoranda showing the implications of all such proposals from every aspect.

50. It is also doubtful whether much further relief can be given to affiliating universities by their being split up into a number of similar universities. There is danger of a deterioration of standards which will react also on all universities. There is a further danger that, if the headquarters of a university are in a small locality, with a paucity of interests, control will gravitate into the hands of a clique residing in the vicinity and that there will be perpetual cleavage and controversy between the university and its component parts.

51. Another matter which has given rise to keen controversy is the assumption of teaching functions by affiliating universities. In the same way that it is of doubtful value to create unitary universities as a result of the annihilation of colleges, it is also of doubtful value to build up teaching universities by periodical withdrawal of teaching functions from the colleges and by vesting them directly in the university. University teaching should supplement, not supplant, the activities of colleges. A college cannot be in a position to make plans for the future and to widen its scope, if that scope may be contracted at any time by the transfer of further responsibilities to the university.

There should be no sharp distinction between 'university' and 'college' teaching; still less between 'Honours' and 'Pass' teaching by vesting the former in the university and the latter in the colleges, and by thus creating an atmosphere of competition between the university and its colleges. There is also a danger of unnecessary duplication of staff and accommodation between these rival authorities.

Though, again, special facilities should be provided for the more gifted students, it is not advisable, bearing in mind the inadequate schooling which many have received and the difficulties encountered by the use of a foreign medium, for students to engage themselves prematurely in highly specialised studies. Such, indeed, appears to be the view held by many of the students themselves (and those by no means the least competent) in that they prefer the wider range of subjects provided by the Pass courses. It is not in the best interests of India that so many students of capacity should become specialists in the strict sense of the word. What India needs to-day, and will need still more in the immediate future, is a number of men and women who have been well grounded in general subjects and possess that width of knowledge which is essential either as a preparation for public life or for specialised study at a later stage.

The Calcutta University Commission held strong views as to the advisability of this tendency :

"Another group of correspondents propose . . . . . that the beginning already made by the University in the provision of post-graduate courses should be extended; and that the courses for the degree of B. A. and B. Sc. with Honours should be separated from the Pass courses and undertaken directly by the University. It is added by the advocates

of this scheme that in order to cope with its new functions, the University should absorb Presidency College, the whole property and income of which should be transferred by Government. The other colleges should be left to do Pass-teaching only. The supporters of this plan are content to assign to them a humble function, for which they might be sufficiently manned with teachers mainly second-rate.

"This scheme is inspired by two sound and praiseworthy motives: in the first place a desire to draw a distinction between students of exceptional ability and students of only average powers, and to provide for them a better training than is now open to them; in the second place, a belief that the University ought to exercise a more effective control over the teaching given in its name than it now does. Both of these ends ought to be secured by a well-devised scheme of reorganisation; but it is doubtful whether they would be satisfactorily attained by bringing the whole body of the students.....under the control of a single, huge, centralised lecture-mechanism."

"A further, and perhaps more important, effect of this scheme would be to reduce the colleges to a position of insignificance and humiliation and to make an unhappy cleavage among the student body. The students would be divided into two classes: superior beings called 'university students', and inferior beings called 'college students'; and both sides would suffer....The University, in fact, would become an over-powering competitor with its own colleges; a competitor in the unfair position of being able to impose whatever conditions it pleased on its rivals and to establish for itself a monopoly of all the most interesting work. It would draw away from the colleges all their ablest teachers. The ultimate result might well be to reduce the colleges to such a state of insignificance that their continued existence would scarcely be worth while."<sup>1</sup>

52. A better solution of these vexed problems would appear to lie in the direction of a federal type of university, in which the university and its colleges (especially those which are in close vicinity) would be bound together in a close co-operative union.

A Committee, which sat in 1925 to consider the future development of the University of London, has made a great contribution by defining the main features of a federal university and by making suggestions how these ideals can best be attained:

"The ideal conception of the University of London on its teaching side is an organic association of institutions, all actively engaged in university work and each foregoing some measure of full autonomy in order to share in and contribute to the life and government of the University as a whole."<sup>2</sup>

In order to achieve this ideal, the Committee advocated a true spirit of co-operation between the university and its constituent colleges. On the one hand, the university should be prepared to admit the colleges as such into partnership in its governance; on the other hand, the colleges should be prepared to surrender to the university an effective measure of control so that the resources of all shall be used in the most effective and economical manner.

The first condition of a federal university is comparatively easy of attainment; much has already been done towards this end in recent university legislation. In many universities, colleges as such are represented on the authorities of the university; they do not have to depend, as formerly, on the fortuitous selection of members of their staffs on the several university bodies. There is no reason why this practice of institutional representation should not become general in Indian universities.

It is more difficult, however, to fulfil the second condition, whereby colleges shall surrender to the university part of their almost unfettered autonomy

<sup>1</sup> Calcutta University Commission's Report, Volume IV, pages 251-252.

<sup>2</sup> Hilton-Young Committee's Report, page 30.

and shall assent to the university exercising effective control over their teaching and internal arrangements. It may be suggested, however, that a reasonable measure of university control would be preferable to the present tendency whereby the actual scope of collegiate activities is always liable to reduction.

53. Lord Curzon's Government realised the weakness of university control and felt that a university whose main functions are those of prescribing courses and conducting examinations is almost powerless to organise teaching resources with a view to improvement. An attempt was therefore made in 1904 to remedy this defect by tightening up the conditions of affiliation and by insisting upon inspection of colleges by the university, but it is difficult to effect improvement merely by these means.

The prescription of courses may be beneficial in maintaining a minimum standard in the weaker institutions, but it may also be a means of cramping the activities of more efficient institutions. Taken by itself, it is an imperfect means of exercising control.

Care should also be taken, before granting affiliation to a college, to provide that reasonable conditions of efficiency are observed, but it does not follow that these conditions shall necessarily be maintained. It is often difficult for a university to obtain complete and timely information about the conditions of a college. Without such information a college may deteriorate without the university being aware of the fact until it is too late. In that case, the only possible corrective is withdrawal of affiliation, which is too drastic a measure to be often taken.

University inspections, again, are often carried out somewhat perfunctorily and salutary recommendations often pass unheeded. Inspection should be regarded as a means of securing efficiency and economy, and not as a minor source of expenditure which can be jettisoned in times of retrenchment.

54. The London University Committee, however, went much further in advocating university control. The Committee recommended in the first place, that constituent colleges should hand over to the university an effective measure of control in respect to finance and appointments.

In the matter of finance, it was suggested that a federal university would conduct negotiations on behalf of its colleges with grant-giving bodies regarding proposals for further financial assistance. For this purpose, a university in India would forward to Government all applications for additional grants, whether for itself or for constituent colleges, together with a reasoned statement of the present position and of future requirements. Such procedure would be calculated to combine economy with efficiency. An isolated application might appear justifiable when viewed from the limited aspect of an individual college, but it might not remain so when viewed from the wider aspect of the needs of the university as a whole. It is vital that money should be spent in accordance with a well-thought out scheme, and not on the basis of incomplete information.

55. A similar principle obtains in making appointments, especially senior appointments, in constituent colleges. It is not merely a matter of ensuring that recruits to college staffs shall possess adequate qualifications; such objective might be obtained by the recognition of individual teachers, though

the means of carrying out such a policy might be difficult. It is more important that new recruits shall possess those special qualifications which are most required by the university as a whole. A new appointment should be the means of filling a gap and not, as so often happens, of duplicating what is already available. A university should therefore have an effective say in the making of appointments, though precaution should be taken to avoid appointments which would be antagonistic to the ideals and traditions of a college.

This is a matter of vital importance. It is the teachers who make a university; if, therefore, a university is to obtain the best teachers and to ensure conditions which will enable them to do their best work, it must have some say in their appointments and in maintaining for them sound conditions of work and service.

56. It was the Calcutta University Commission, which first gave a lead in this matter :

"In short, under a new and happier system, the University ought not to stand in the relation of a task-master to its constituent colleges. It ought to assist and strengthen them. It can do this in part by giving guidance and advice and by encouraging its best men to take a deeper interest in college work; in part by providing instruction such as the colleges themselves could not provide; in part by giving recognition and emoluments to the best college teachers and thus helping colleges to retain good men on their staffs."<sup>1</sup>

Rangoon University has developed in the direction of intimate association with its constituent colleges. The optimistic remarks in the Burma report, already quoted, are a source of encouragement.

Bombay University is also adopting a similar trend of policy: "Attempts have been directed towards evolving a scheme, whereby post-graduate teaching and research in the affiliated colleges can be controlled and co-ordinated under the supervision of the university"<sup>2</sup> This is at any rate a beginning, though perhaps only a small beginning. It is a pity that the sphere of co-ordination is limited to post-graduate work and research; the natural corollary is that all work should be of a university standard and should therefore benefit by a policy of co-ordination. But such co-ordination would be impossible in present conditions, when Intermediate classes (which are acknowledged to be below university standard) are maintained by colleges.

The most notable advance has been made in Patna University. The recent institution of a Board (on which both the University and constituent colleges are duly represented) for the purpose of making certain collegiate appointments has already been noted. Reference has also been made already to the constitution of the Central University Board with the object of controlling collegiate teaching and other important matters.

The University of Delhi would appear to provide admirable opportunities for developing a university of the federal type. The one thing needed for the fulfilment of this aim is a central site, on which the university and its constituent colleges could be congregated.

<sup>1</sup> Calcutta University Commission's Report. Volume IV, page 289.

<sup>2</sup> Bombay, page 27.

(v) *School foundations.*

57. These suggestions for bringing about a better co-ordination of teaching resources under the control and supervision of universities, however, will be but palliatives of the present discontents, so long as universities continue to be overburdened and, indeed, overwhelmed by functions which should not come within their scope. The root of the trouble is, as has been suggested, the ever-increasing numbers of students, many of whom are unfitted to benefit by university instruction.

It has been suggested by the Calcutta University Commission as well as by other authorities and persons that a remedy for this defect would be to remove the intermediate classes from the jurisdiction of universities and also to strengthen the school foundations by the formation of intermediate colleges.

58. Attempts have been made to carry out, though incompletely, this proposal; notably in Bihar, the Punjab, the United Provinces and at Dacca.

The *Bihar* report is scarcely optimistic as to the value of high schools with intermediate classes attached to them: "These institutions are not likely to be very successful, because the better students will always, if they can, join first-grade colleges at the first year stage; on the other hand, there may be cases where local endowments or pressure on the accommodation in first-grade colleges render second-grade colleges necessary".<sup>1</sup>

The *Punjab* report also alludes to obstacles in the way of intermediate colleges achieving complete success:

"The Punjab possesses the largest number of intermediate colleges of the new type. The main object in founding these colleges was to prevent the congestion of young and immature boys in the crowded atmosphere of Lahore, and also to provide a more suitable method of instruction than the lecture method at the intermediate stage. The new colleges are of the four-year type, combining the two matriculation with the two intermediate classes, and students should stay in these institutions for a continuous period of four years, during which time the institution would be able to mould their characters and form in them proper habits of study and discipline. None of these objects have been achieved to any great extent. The congestion in Lahore colleges is still on the increase. The intermediate colleges have met with very great difficulty in recruiting suitable material for Class IX. These school classes are often very small, while the intermediate classes are overflowing. These colleges have therefore to rely mainly upon admissions in the first intermediate class from outside and are not therefore able to train their students for more than two years."<sup>2</sup>

59. The report of the *United Provinces* is written in more optimistic tones. The reason for optimism is that the scheme has been carried out with greater completeness than elsewhere in consequence of the removal of the intermediate classes from the jurisdiction of universities and of the constitution of a Board of High School and Intermediate Education; but the success of the scheme has been qualified by the failure to lengthen the degree course from two to three years and by other reasons.

The Board consists of the Director of Public Instruction as chairman and various members, nominated and elected, representing universities, different classes of educational institutions, the legislature and other public bodies. The secretary is a member of the Education Department.

<sup>1</sup> B. & O., page 30.<sup>2</sup> Punjab, page 39.

The functions of the Board are wide. It conducts the High School and Intermediate examinations; it prescribes courses for the middle, high and intermediate stages; it accords recognition to high schools and intermediate colleges, but the recognition of middle schools is in the hands of inspectors of schools. The Board arranges for the inspection of intermediate colleges by the agency of inspectors drawn from a panel of inspectors prepared by the Board, with whom is associated the circle inspector.

A committee, which was appointed "to examine the criticisms passed on the working of the Board did not endorse those criticisms, but recommended the appointment of a headmaster for the junior section of an intermediate college with Classes III to XI, when under five hundred enrolment, and the housing of the upper classes in a separate block, when over five hundred."<sup>1</sup>

60. The report of the United Provinces is of particular interest, because there is available a wealth of experience in respect to the type of institution in which intermediate education can best be given.

"There are three types of institutions: the degree college with intermediate classes; large institutions with Classes III to XII; and smaller institutions with Classes IX to XII. The last is generally found to be unsuitable as, with no school from which to recruit Classes IX and X, it tends to be top-heavy with single sections in Classes IX and X and as many as six or seven in Classes XI and XII. As there is no recruitment worth mentioning from Classes IX and X, the college becomes an amorphous body with no traditions, as the majority of boys enter in Class XI and are not there long enough to be influenced. The intermediate classes should not become top-heavy with the majority of boys coming from other schools. They should be fed as much as possible from the same institution, so that the influence and traditions of the college shall have good opportunity of working on the students for a sufficient period.

"Intermediate colleges are still criticised on the ground that they are neither college nor school. They were never meant to be colleges in the true sense of the word, but places where the school-boy element—unwisely included in university classes—should be restored to their proper environment of the class room. The argument so often put forward that intermediate colleges lack the academic atmosphere is due to a misunderstanding of their purpose. They are essentially schools, and their object is to give better teaching in preparation for the university and not in place of the university. The university course was to have been three years, but this necessary step has never been taken and universities still continue their truncated course of two years. "That intermediate colleges give better teaching is no longer open to doubt, while they are cheaper than degree colleges; they are a success and have come to stay. The most suitable type is the institution which has a junior school in a separate building containing Classes III to VI, while Classes VII to XII are housed and supervised separately. The reason for this preference is the necessity of preserving a proper continuity of methods and traditions and of ensuring a steady flow of boys who have been under the influence of the institution from the beginning."<sup>2</sup>

61. Progress has thus been made towards solving a crucial problem of Indian education, if only by process of trial and error.

The Punjab has endeavoured to put the scheme of the Calcutta University Commission into operation by means of a four-class institution, separate and self-contained, with a definite objective; but the intermediate stage has remained within the jurisdiction of the University, with the result that the University is still overwhelmed by school functions, while intermediate colleges present an unsatisfactory compromise between a school and a college.

<sup>1</sup> U. P., page 33.

<sup>2</sup> U. P., pages 34-35.

Moreover, the course of an intermediate college is split in twain by the Matriculation examination; there is therefore a rivalry of activities as well as of authority. But the greatest defect of the Punjab institution is that it is not articulated with the scheme of school education. In consequence, there is serious overlapping with high schools in respect to Classes IX and X, and an intermediate college becomes in practice little more than a second-grade college.

The *United Provinces* have removed the intermediate classes from the jurisdiction of universities, and thus relief, sorely needed, has been given to the latter. The Board of Intermediate and High School Education has also successfully withstood the test of scrutiny by a committee appointed to consider its working. But even the type of institution most favoured is unsatisfactory to the extent that it is merely a prolongation of the secondary course, the inevitable tendency being for all pupils, whatever their bent and competence, to prepare themselves for admission to a university.

62. The root of the trouble lies deeper. It is not sufficient merely to remove the intermediate classes from the jurisdiction of the University and to substitute similar classes either at the top of an already over-burdened school or in combination with a couple of classes wrenched away from existing high schools; it is even more necessary to reconstruct the whole system of school education.

The Hartog Committee repeated a criticism, often made but never corrected:

"In the present system, all sections of the community, with their different occupations, aptitudes and outlook, have little, if any, choice of the type of school to which they shall send their children. In fact, the present type of high and middle school has established itself so strongly that other forms of education are opposed and mistrusted; there is a marked tendency to regard the passage from the lowest primary class to the highest class of a high school as the normal practice for every pupil. There is nothing corresponding to the exodus from many English secondary schools either into practical life or into vocational institutions."<sup>1</sup>

The result of this tendency is that the work of the high classes of secondary schools (and consequently university classes also) is clogged by pupils, sometimes of nineteen or twenty years of age, who are unnecessarily prolonging their literary education and are thus wasting their own time as well as other people's money and opportunities. If once the high schools were relieved of this burden, the problem would become easier of solution.

The problem will not be solved merely by the arbitrary removal of these pupils. It is not equitable that boys should be denied all facilities for education, merely because they have no bent for literary education. Effective substitutes more suited to their needs and capacities are required.

Such substitute would be a type of higher vernacular education in rural areas, which will be capable of expansion, which will be in harmony with village conditions and requirements, which will train up boys and girls desirous of remaining a part of the village and of spending lives of service to the countryside; in urban areas it would ordinarily take the form of vocational training of various types, imparted in separate institutions and properly adjusted to the general scheme of education.

<sup>1</sup> Hartog Report, page 104.



63. A further defect in the system is the practice of holding biennial examinations, which are often held in the middle of a course. This unfortunate practice not only dislocates the working of the schools ; it also results in a waste of time and money.

The practice varies in the several provinces, but in general there is an examination at the end of the primary stage at Classes IV or V ; there is, again, another examination at the end of the middle stage at Classes VIII or IX, which is followed by Matriculation two years later, again by an Intermediate examination two years later, and yet again by a Degree examination two years later. A further complication arises in the fact that a pupil is apt to change unwisely his subjects, and often his place of education. In each case he spends about half of the first year after each interruption in adapting himself to new conditions and often to new surroundings, and half of each second year to 'cramming' (he has little alternative) for each impending examination.

A further complication is caused in many provinces by a change in the medium of instruction towards the end of the course, with the result that general subjects (which have hitherto been studied through the medium of the vernacular) have to be re-learned through the medium of English.

64. The remedy is to be found in a regrouping of the several stages of education so that each shall have a unity of aim and objective. It should not be necessary (as so often happens) for pupils to be obliged to attend schools of a higher grade in order to attain the objective of a lower stage of education. For example, pupils often have to attend middle schools in order to complete their primary education, while boys proceed to college after having passed Matriculation in order to complete their school education.

The primary course should be of sufficient length to enable pupils to obtain that modicum of knowledge which their parents desire and which would give them a firm grasp of literacy. There should be no necessity for them to pass on to a higher stage in order to realise their modest objective.

The present middle schools do not form a separate stage of education but are merely half-way houses along the road to Matriculation. In consequence, those who leave school at the end of the middle stage have by no means accomplished the task which they set out to perform. It seems advisable, therefore, to constitute a middle or secondary course, whose object should be to provide a general education complete in itself and untrammelled by university requirements. Only those who have a bent for literary studies should prolong them beyond that stage. Those who do not possess that bent should be diverted either to practical occupations or to separate vocational institutions. It would probably be advisable to make this modified secondary course of somewhat shorter duration than the present Matriculation course and the medium of instruction throughout should be the vernacular. In consequence, many boys, who now remain at school and make many fruitless attempts to pass Matriculation, would be released from their literary studies at an earlier age. The arrangement of the course would be simplified by the absence of any interruption caused by an intervening examination or by a change in the medium of instruction.

With this shortened secondary course, it would then be possible to devise for those, who desired it and were suitably qualified, a higher secondary or intermediate course, free from the present complications and also from an unnecessary examination which interrupts continuity of study and obtrudes a divided purpose.

(vi) *General activities, conduct and discipline.*

65. Considerable progress has been made in broadening the basis of college and university activities, but in affiliating universities these activities ordinarily circle round the college, not the university; with the increasing size of colleges, they tend to become the monopoly of the few, not the right of the many.

The following extract from the *Central Provinces* report may be regarded as typical:

"Corporate activities have been developed in various ways, among which common messes, co-operative stores, debating societies and social gatherings find an honourable place. These activities have provided opportunities not only for the development of *esprit de corps*, but also for the preparation of students for the larger after-college life, in which co-operation with their fellow citizens is so essential. In short, they afford a training ground for citizenship and, although instances of communal jealousy, mismanagement and irresponsibility have come to light, there can be no question that they exercise a valuable influence on the lives of all students who take part in them".<sup>1</sup>

66. The following Table has been kindly provided by Army Department.

TABLE XXXIV.  
*University Training Corps.*

| University.     | Unit.                               | When constituted. | Sanctioned establishment (All ranks). | Actual strength on 1st April 1932. |                           |      |     |     |
|-----------------|-------------------------------------|-------------------|---------------------------------------|------------------------------------|---------------------------|------|-----|-----|
| Bombay .. ..    | 1st (Bombay) Battalion ..           | 1921              | 663                                   | 668                                |                           |      |     |     |
| Calcutta .. ..  | 2nd (Calcutta) Battalion ..         | 1921              | 663                                   | 321                                |                           |      |     |     |
| Allahabad .. .. | } 3rd (United Provinces) Battalion. | 1921              | 663                                   | 660                                |                           |      |     |     |
| Benares .. ..   |                                     |                   |                                       |                                    |                           |      |     |     |
| Aligarh .. ..   |                                     |                   |                                       |                                    |                           |      |     |     |
| Lucknow .. ..   | } 4th (Lahore) Battalion ..         | 1921              | 663                                   | 624                                |                           |      |     |     |
| Punjab .. ..    |                                     |                   |                                       |                                    |                           |      |     |     |
| Madras .. ..    |                                     |                   |                                       |                                    |                           |      |     |     |
| Rangoon .. ..   |                                     |                   |                                       |                                    |                           |      |     |     |
| Patna .. ..     |                                     |                   |                                       |                                    |                           |      |     |     |
| Delhi .. ..     |                                     |                   |                                       |                                    |                           |      |     |     |
| Nagpur .. ..    |                                     |                   |                                       |                                    |                           |      |     |     |
| Bombay .. ..    |                                     |                   |                                       |                                    |                           |      |     |     |
| Dacca .. ..     |                                     |                   |                                       |                                    |                           |      |     |     |
|                 |                                     |                   |                                       |                                    | 11th (Karachi) Company .. | 1928 | 165 | 147 |
|                 |                                     |                   |                                       |                                    | 12th (Dacca) Company ..   | 1928 | 76  | 72  |
|                 | Total .. ..                         | ..                | 5,044                                 | 4,340                              |                           |      |     |     |

67. Complaints are often made that the cost of living among students is rapidly rising, that extravagance is rife, that moral aberrations are not infrequent. These dangers are particularly insidious where, especially in Lahore

<sup>1</sup> C. P., page 22.

and Calcutta, large numbers of students (many of them still at the intermediate stage) are congregated from mufassal homes amid the temptations of a large city. These dangers have been described by Dr. E. D. Lucas, Forman Christian College, Lahore :

"The increasing freedom of the student population in Lahore owing to inadequate staff to cope with the numbers and to the attraction of the cinema, the cafe, and the club, makes the problem of students' morals a matter of supreme importance. At the same time the impact of modern science has loosened the hold of customs and religion. No adequate study of student life in Lahore has been undertaken and we are therefore ignorant of the facts. But there is a wide-spread complaint on the part of parents regarding extravagance, foppish dress, card-playing, the influence of the cinema and the growing lack of reverence and discipline which, if true, bodes ill for the future. There is much greater freedom between the sexes, and some contend that there is increasing immorality. In such matters it is very hard to prove where one generation stands in respect of another. But we, who are older, know at least that strong, upright, pure and purposeful lives are not built on the foundations of an epicurean philosophy of life."<sup>1</sup>

In these arresting words Dr. Lucas was referring to problems which are world-wide ; but the dangers are particularly great in India, where the transition from orthodox restraints to almost boundless freedom is often very abrupt. The dangers must be alarmingly great to those from mufassal homes who are thrust at an early age amid temptations inseparable from a large city. As many as 1,909 out of a total of 3,252 intermediate students in Lahore come from mufassal homes.

68. Unfortunate political influences have also been rife, and actual disturbance has not been uncommon.

The *United Provinces* report states that

"towards the end of the quinquennium the internal discipline of the universities<sup>2</sup> was severely tested by the attempt made by Congress to enlist the university staffs and students in agitation against Government authority ; in the cases of Allahabad, Lucknow and Benares Universities and of some colleges of Agra University the Congress attempts had considerable success. The authorities of the different universities and colleges were reluctant to take the steps necessary to enforce discipline, and there was an undignified acquiescence in the behests of the various 'dictators'.<sup>3</sup>"

In the *Central Provinces*, "the civil disobedience movement infected the students of all colleges, which had to be closed for varying periods".<sup>4</sup>

Life in *Presidency College, Calcutta*, has not been free from difficulty :

"From the point of view of discipline the period has been a trying one. Occasional attempts were made by outside agencies to interfere with the normal working of the college. In 1928-29 the governing body took disciplinary action against the student secretary of the College Union, which created a temporary disturbance. Soon after, on the arrival of the Simon Commission, a general strike was attempted. This compelled the closing of the College and the Eden Hindu Hostel for about a month. The All-Bengal Students' Association then took up the matter and endeavoured to organise another strike. The attempt collapsed and a further batch of students, who had taken part in picketing, were required to leave. In July, 1930, after the arrest of the Nehrus, an effort was made to stop all educational work in the city, but the college continued to work guarded by police."<sup>4</sup>

The *Bombay* report recites a similar tale of disturbance and dislocation of work :

"The highly charged political atmosphere during 1930-31 had its inevitable effect upon the work and discipline of colleges. Mention has already been made of the unfor-

<sup>1</sup> Punjab, pages 42-43.

<sup>2</sup> C. P., page 22.

<sup>3</sup> U. P., page 14.

<sup>4</sup> Bengal, page 54.

mate occurrences at Ferguson College, Poona. On days which were proclaimed as public holidays attendance was as a rule poor. Attempts at picketing met with little or no response. The Civil Disobedience movement, however, had a particularly marked effect on the attendance at Gujarat College, Ahmedabad, in which the number of students fell from 700 to 135 in the first term of 1930-31. In the Sind National College, Hyderabad, there was considerable excitement, which reacted on the discipline and normal work of the college and resulted in the withdrawal of Government grant-in-aid."<sup>1</sup>

The Burma report indicates that the influence of what should have been a beneficent institution has been perverted by unfortunate political influence :

"A Students' Union was founded in 1931 with great enthusiasm and has become the nucleus of social activities for undergraduates. It has also published a magazine, organised a National Day Celebration, attempted to influence the academic policy of the University, and has sometimes supported movements against authority with the support of the vernacular press. For these reasons the Union has attracted the eye of the newspaper reader more frequently than any other university institution."<sup>2</sup>

69. There is, at least, a silver lining to this dark cloud of depression. In some universities and colleges, there has been not merely abstention from political disturbance, but active steps towards the maintenance of order.

The Bihar report is at any rate largely negative :

"The colleges have suffered very little from the political unrest of the last few years. There has been occasional political excitement and attempts at picketing have occurred. . . ., but in no case has there been substantial interference with work. Neither the people of the province generally nor the students themselves wish the work of colleges and schools to be interrupted ; so long as this is the case prolonged trouble is unlikely."<sup>3</sup>

In the *United Provinces*, "the Muslim University, Aligarh, remained unaffected during the political ferment, and there have been no disciplinary difficulties."<sup>4</sup>

Active support of discipline is recorded in the *Bengal* report in Chittagong College :

"During the quinquennium, Chittagong was in a state of great disturbance. The armoury raid and the terrorist activities, which culminated in the murder of Khan Bahadur Ahsan Ullah, Inspector of Police, greatly disturbed the town, and naturally repercussions were felt in the college. But the students as a whole behaved very well, and during the riots which followed the murder of Khan Bahadur Ahsan Ullah the Muslim students acted splendidly in trying to restore calm ; Muslim students voluntarily and spontaneously guarded the houses of teachers of the college."<sup>5</sup>

70. These warnings render it all the more necessary to strengthen the school foundations of the university system and to provide for the youth of India that bracing influence which should result from good school discipline and training. The opinions of the Indian Military College Committee are valuable in this connexion :

"There does not seem to us sufficient guarantee that boys have always received an adequate grounding in what are usually considered to be the basic subjects of school education. Such general education should be given, in our opinion, in a good and well-regulated school, but we observe that many boys pass Matriculation at the early age of fifteen (or even younger) and then proceed to a college. They thus lose the bracing stimulus of school life, and are denied suitable training in those qualities which are so valuable to success in life. However beneficial it may be in other directions, a college education is no substitute for good school education (with its school discipline, its school games, and its school methods of work) for boys who are on the threshold of professional study."<sup>6</sup>

<sup>1</sup> Bombay, page 38.

<sup>2</sup> B. & O., pages 31-32.

<sup>3</sup> Bengal, page 61.

<sup>4</sup> Burma, page 11.

<sup>5</sup> U. P., page 29.

<sup>6</sup> Indian Military College Committee's Report, page 3.

## CHAPTER IV.

## SECONDARY EDUCATION (BOYS).

(i) *The drift to college and unemployment : causes and remedies.*

The Table below gives the main figures regarding secondary schools of all types in British India :

TABLE XXXV.

*Secondary schools and their enrolment.*

| Year.                     | High schools. |         | Middle English schools. |         | Middle vernacular schools. |         | All secondary schools. |           |
|---------------------------|---------------|---------|-------------------------|---------|----------------------------|---------|------------------------|-----------|
|                           | Schools.      | Pupils. | Schools.                | Pupils. | Schools.                   | Pupils. | Schools.               | Pupils.   |
| 1921-22                   | 2,040         | 559,258 | 2,864                   | 264,158 | 3,249                      | 315,072 | 8,153                  | 1,138,488 |
| 1926-27                   | 2,444         | 744,444 | 3,201                   | 349,233 | 4,728                      | 621,984 | 10,373                 | 1,715,661 |
| 1931-32                   | 2,801         | 873,802 | 3,875                   | 413,770 | 5,894                      | 806,918 | 12,570                 | 2,093,490 |
| Increase between 1922-27. | 404           | 185,186 | 337                     | 85,075  | 1,479                      | 306,912 | 2,220                  | 577,173   |
| Increase between 1927-32. | 357           | 129,358 | 674                     | 64,537  | 1,166                      | 183,934 | 2,197                  | 377,829   |

It is surprising that the number of additional schools during a period of retrenchment should have been approximately the same as in the previous quinquennium, a period of comparative plenty. On the other hand, the number of additional pupils is only about two-thirds of that recorded five years ago. The provision of new schools has therefore outpaced the enrolment of new pupils. Even more remarkable and regrettable is that, whereas the pace of instituting anglo-vernacular schools has quickened, that of instituting vernacular schools has slackened. The drift to college and to unemployment has therefore deepened.

2. Statistics regarding high, middle English and vernacular middle schools in the provinces are given in the following Tables :

TABLE XXXVI.

*High schools and their enrolment, by provinces.*

| Province (with male population in millions).            | 1926-27.     |                | 1931-32.     |                | Increase.  |                |
|---|--------------|----------------|--------------|----------------|------------|----------------|
|   | Schools.     | Pupils.        | Schools.     | Pupils.        | Schools.   | Pupils.        |
| Madras .. .. (23·0)                                     | 342          | 139,477        | 378          | 157,083        | 36         | 17,606         |
| Bombay .. .. (11·5)                                     | 187          | 68,040         | 221          | 81,358         | 34         | 13,318         |
| Bengal .. .. (26·0)                                     | 1,003        | 238,461        | 1,096        | 261,938        | 93         | 23,477         |
| United Provinces .. (25·4)                              | 161          | 59,788         | 190          | 77,607         | 29         | 17,819         |
| Punjab .. .. (12·8)                                     | 301          | 114,863        | 323          | 131,655        | 22         | 16,792         |
| Burma .. .. (7·4)                                       | 149          | 40,251         | 206          | 54,884         | 57         | 14,633         |
| Bihar and Orissa .. (18·7)                              | 135          | 38,197         | 169          | 48,034         | 34         | 9,837          |
| Central Provinces .. (7·7)                              | 49           | 4,902          | 67           | 7,750          | 18         | 2,848          |
| Assam .. .. (4·5)                                       | 45           | 15,299         | 61           | 20,121         | 16         | 4,822          |
| North-West Frontier Province. (1·3)                     | 25           | 9,764          | 29           | 12,477         | 4          | 2,713          |
| Delhi .. .. (0·37)                                      | 12           | 4,225          | 21           | 6,173          | 9          | 1,948          |
| <b>BRITISH INDIA (including minor administrations).</b> | <b>2,444</b> | <b>744,444</b> | <b>2,801</b> | <b>873,802</b> | <b>357</b> | <b>129,358</b> |

TABLE XXXVII.

*Middle English schools and their enrolment, by provinces.*

| Province.   | 1926-27.     |                | 1931-32.     |                | Increase (+)<br>or<br>decrease (—). |                |
|---|--------------|----------------|--------------|----------------|-------------------------------------|----------------|
|   | Schools.     | Pupils.        | Schools.     | Pupils.        | Schools.                            | Pupils.        |
| Madras .. ..  | 212          | 27,583         | 174          | 26,471         | —38                                 | —1,112         |
| Bombay .. ..  | 262          | 19,912         | 374          | 24,829         | +112                                | +4,917         |
| Bengal .. ..  | 1,616        | 142,684        | 1,845        | 161,498        | +229                                | +18,814        |
| United Provinces ..                                     | 88           | 10,724         | 100          | 12,999         | +12                                 | +2,275         |
| Punjab .. ..  | 218          | 48,539         | 229          | 50,013         | +11                                 | +1,474         |
| Burma .. ..   | 112          | 17,292         | 119          | 16,898         | +7                                  | —394           |
| Bihar and Orissa ..                                     | 321          | 34,009         | 581          | 63,012         | +260                                | +29,003        |
| Central Provinces ..                                    | 156          | 23,511         | 189          | 27,222         | +33                                 | +3,711         |
| Assam .. ..   | 155          | 13,412         | 202          | 17,627         | +47                                 | +4,215         |
| North-West Frontier Province                            | 13           | 3,543          | 13           | 3,523          | ..                                  | —20            |
| Delhi .. ..   | 17           | 3,837          | 22           | 4,986          | +5                                  | +1,149         |
| <b>BRITISH INDIA (including minor administrations).</b> | <b>3,201</b> | <b>349,233</b> | <b>3,875</b> | <b>413,770</b> | <b>+674</b>                         | <b>+64,537</b> |

TABLE XXXVIII.

*Vernacular middle schools and their enrolment, by provinces.*

| Province.  | 1926-27. |         | 1931-32. |         | Increase (+)<br>or<br>decrease (-): |          |
|--|----------|---------|----------|---------|-------------------------------------|----------|
|  | Schools. | Pupils. | Schools. | Pupils. | Schools.                            | Pupils.  |
| Madras*  | ..       | ..      | ..       | ..      | ..                                  | ..       |
| Bombay*  | ..       | ..      | ..       | ..      | ..                                  | ..       |
| Bengal ..  | 74       | 4,802   | 54       | 3,986   | -20                                 | -816     |
| United Provinces                                 | 626      | 60,453  | 710      | 86,560  | +84                                 | +26,107  |
| Punjab ..  | 2,114    | 328,291 | 3,241    | 457,514 | +1,127                              | +129,223 |
| Burma ..   | 1,102    | 111,191 | 955      | 119,083 | -147                                | +7,892   |
| Bihar and Orissa ..                              | 242      | 25,105  | 129      | 13,515  | -113                                | -11,590  |
| Central Provinces                                | 335      | 61,402  | 359      | 69,837  | +24                                 | +8,435   |
| Assam ..   | 145      | 17,601  | 194      | 26,207  | +49                                 | +8,606   |
| North-West Frontier Province                     | 70       | 11,629  | 199      | 24,149  | +129                                | +12,520  |
| Delhi ..   | 8        | 997     | 32       | 3,143   | +24                                 | +2,146   |
| BRITISH INDIA (including minor administrations). | 4,728    | 621,994 | 5,894    | 805,918 | +1,166                              | +183,924 |

\* In Madras and Bombay, figures are not available as middle classes are included in elementary schools.

The enrolment in these types of school is misleading, as it often includes pupils in primary departments.

3. The above Tables show remarkable variations between provinces.

While the number of vernacular middle schools in *Bengal* is negligible, nearly forty per cent. of high schools and fifty per cent. of middle English schools in the whole of British India are in that province. The opinion expressed in the last chapter that the several stages of education in India are too intermingled and that a definite objective is lacking in all stages is fortified by the report. Because "the literacy of those who stop at the close of the primary stage is precarious, two out of every three boys who reach Class IV pass on to the middle stage, practically all of these to middle English schools".<sup>1</sup> The middle English stage, however, "is not complete in itself, but is a preparation for the high stage". In consequence, "nearly three out of every four boys in the highest middle class continue their studies in the high stage". Though, again, "the university entrance examination has long dominated the entire secondary course, it cannot be said that Matriculation is a satisfactory examination with a sufficiently wide scope and providing an adequate test of fitness to profit by a university course"<sup>1</sup>. In spite of this limitation, "no fewer than 62 per cent. of those who passed Matriculation in 1930-31 joined arts colleges".

4. The main cause of this drift lies in the three-class primary school. Pupils of these schools, who desire to attain the objective of primary education

<sup>1</sup> Bengal, page 33.

and to become literate, must proceed almost inevitably to a middle English school in order to satisfy their modest requirements. By so doing, "they are not likely to return to the countryside, and the literacy of rural districts remains unimproved".<sup>1</sup> Once having joined a middle English school, many prolong unnecessarily their literary studies, because "the actual stopping places in the educational ladder of Bengal are not where one would expect them—not at the natural stages of a well-devised system, but at the examinations"<sup>2</sup> which do not mark the completion of any definite stage of education. Thus, though Bengal is essentially an agricultural province, its whole system of education from Class IV upwards is dominated by urban requirements and, whatever be their bent and competence, very large numbers of pupils are cast into a none too efficient mould of literary education.

The results of this drift are serious. Rural areas are impoverished; the towns are faced by an ever-increasing tide of middle-class unemployment; high schools and colleges are overcrowded by masses of pupils who have no aptitude for literary education; even the primary schools in rural areas are 'urbanised' by the necessity of employing as teachers the products of English instead of vernacular middle schools.

5. The first means of affording relief to town schools and of encouraging a well-devised system of rural education is the institution of five-class primary schools, by which pupils would be relieved from the present necessity of leaving their homes in order to complete their primary education in uncongenial and unsuitable middle English schools. On this firm foundation it would be possible to build up a system of higher vernacular education in rural areas, freed from urban requirements and in harmony with rural conditions, from which recruits for vernacular training institutions could be obtained. Facilities for vocational training should be made available for those, who have acquired a suitable basis of general education, in separate vocational institutions, not in vocational classes of literary schools. By these two means the present drift to high schools and colleges would be stemmed and many boys would be diverted at an earlier age to more profitable channels.

6. There is a similar tendency in *Bihar*. High schools have increased in number from 135 to 169, and English middle schools from 321 to 581—very rapid development for a 'poor province' during a time of acute depression. On the other hand, the number of vernacular middle schools has declined from 242 to 129.

This rapid increase in the number of high and middle English schools is regretted in the report:

"What interests the public is the opening of more secondary schools, however inefficient, and the village primary school is too often left to 'a teacher who is an habitual absentee and to pupils who are a happy lot of holiday-makers'."<sup>2</sup>

A firm foundation of primary schools is also an essential preliminary to real improvement in this province. Secondary education should also be rescued from the common belief that every boy who passes beyond even a lengthened primary course should be educated on the assump-

<sup>1</sup> Bengal, page 34.

<sup>2</sup> B. & O., page 106.



tion that he desires admission to a university. A protest against such a view is cogently expressed in the Government Resolution :

“ The public has to be educated to a right sense of values so as to divert the flow of pupils from channels which are unprofitable to others which will enable them better to face the struggle for existence. Literary education, however advanced, cannot solve the problem of existence, and greater stress must be laid on agricultural and industrial education, if the growing problem of unemployment among educated young men is not to be accentuated ”.<sup>1</sup>

These laudable aspirations have unfortunately been retarded by the remarkable increase in the number of high and middle English schools. Rural areas can be developed only by a system of vernacular middle schools, freed from the incubus of Matriculation and attuned to the requirements of the countryside ; yet the vernacular and rural system of education is being rapidly reduced to insignificance. Industrial and vocational training, again, cannot thrive as an unwelcome adjunct to literary training, but should form an independent and integral part of a well-rounded system.

7. The secondary stage should also become complete in itself and should cease to be a mere appendage to the university stage. Boys in the secondary stage should be trained for life, not for a university.

A committee, which was appointed in 1929 to examine the alleged deterioration of matriculation standards, desired “ the Middle School examination to be extended to high schools, as there is a tendency for boys to leave middle English schools and to join high schools just before they reach the middle standard with the object of evading the formal test in middle English schools, which was imposed in 1928.”<sup>2</sup> Had this proposal been accepted, the examination would have marked the completion of the secondary stage, after which boys could have been diverted to occupation or to separate vocational institutions. Only those boys who showed high promise of literary attainments would have continued their literary studies in preparation for admission to a university.

Unfortunately, the Bihar “ Government were not satisfied that the difficulties in the way of a common examination in high and middle schools could be easily surmounted without extra cost, and in any case considered that the time was not opportune to extend the scope of this examination. So long as matriculation continues to dominate the minds of the public, any attempt to check the flow of pupils into high schools must end in failure.”<sup>3</sup>

It is difficult to conceive when a more opportune occasion could arise for taking this essential step than the present, when the financial resources of Government are at a very low ebb and when the chances of employment for matriculates and graduates are almost negligible. Moreover, the conduct of large examinations elsewhere results in increased revenue rather than in increased expenditure. Even if a slightly increased expenditure had been incurred in conducting this examination, it would have been insignificant in comparison with the large sums of money now fruitlessly expended by the Bihar Government in providing literary education in high schools for vast numbers of boys who have no bent for that form of training.

<sup>1</sup> B. & O. (Resolution), page 13.

<sup>2</sup> B. & O., page 47.

<sup>3</sup> B. & O. (Resolution), page 7.

8. The present position in *Assam* is of particular interest. There has been a very rapid increase in the number of secondary schools, the number of additional schools being 112 as against 45 in the previous quinquennium.

The report observes that "a mere increase in the number of secondary schools is not altogether a healthy sign. It may mean the lowering of the standard required for recognition, or it may also mean a diffusion of effort with a consequent loss of efficiency, two small or inferior schools being maintained at a cost and with attendance sufficient to support only a single good school."<sup>1</sup>

The report also suggests that "the domination of the Matriculation and School Leaving examination over the system of education is a defect which is common throughout the whole of India. It not only crushes under its baneful weight the initiative and energy of headmasters, but also puts a discount on any innovation or reform that the Department may wish to introduce."<sup>2</sup>

9. Radical reconstruction is therefore suggested :

"The secondary schools of India have been criticised because the standard of general education is low, because they provide only general and not vocational education, because the quality of English teaching is poor, because they devote themselves to the teaching of English and do not encourage the vernaculars, because they are not national in character. These schools have only one aim, viz., to prepare candidates for the Matriculation examination. A radical change is needed in the system of secondary education. It needs overhauling so as to bring it more into line with present-day requirements and aspirations. As only a small portion of India's vast population can even at best hope to pass beyond the stage of secondary education, this education should be sound and complete in itself.

"Secondary education should be regarded as the end of a definite stage of education and courses should be modified accordingly. A large number of students should be diverted to practical training and technical education. Degree colleges would thus be relieved from the influx of students who are not meant for higher education."<sup>2</sup>

An inspector has made definite proposals in this regard :

"While in suitable places we may reasonably encourage the establishment of high schools, we should also proceed gradually to detach the middle classes (Classes III to VI) from our high schools. As soon as there is a demand for a third section in Class VII of a high school, we should provide for such a section, but at the same time abolish a section from Class III. Thus we shall eventually have a 16-sectioned high school with four sections in each of Classes VII—X, by which time the lower classes will have been separated from high schools. They can then be organised into separate middle English schools according to the needs of each locality. The advantages of such a policy will be :

- (1) High school boys would be kept separate from the smaller boys in the lower classes ; this would be advantageous for organisation, teaching and discipline ;
- (2) All boys would have to appear in the Middle School examination to get into a high school. Therefore, the best boys would receive the first chance of having a high school education."<sup>1</sup>

Presumably, also, weaker boys would not go beyond the middle stage.

10. In *Madras*, the number of high schools in 1932 was 378, and that of middle English schools was 174. The total remained nearly stationary during the quinquennium as, while the number of high schools increased, that of middle schools correspondingly decreased.

<sup>1</sup> *Assam*, page 97.

<sup>2</sup> *Assam*, page 105.

The complaint is expressed that

"Teaching in secondary schools has continued to be influenced by the demands of the S. S. L. C. examination<sup>1</sup>; the provision in the rules which permits headmasters to admit pupils according to their attainments in any form up to, and including, the fourth, is responsible for varying degrees of attainments being considered sufficient to qualify for admission. The managements of schools, not unnaturally, desire to increase the strength of their schools and often yield to external pressure in the matter of admissions. If some better means of regulating admissions could be found, the number of unfit pupils presented for the S. S. L. C. examination would be fewer and the scheme of secondary education would work better. As it is, the reports of S. S. L. C. examiners speak of the poor attainments of a large number of pupils presented for the public examination every year."<sup>2</sup>

This difficulty in regulating school admissions has been accentuated "by the increase in recent years of higher elementary schools teaching the same curricula but charging much lower fees, which has made possible not only the passage of pupils from secondary into elementary schools, but generally to a mixing up of aims."<sup>3</sup> Thus, secondary education in rural areas has become chained to urban requirements.

11. The lure of the S. S. L. C. examination appears to be almost greater than in other provinces, and the drift of pupils towards the high classes and colleges correspondingly greater. There is no public examination at the close of the middle stage, and pupils are admitted to Form IV according to the idiosyncracies of individual headmasters with admittedly unfortunate results. The figures show that boys who complete the middle stage, whatever be their bent and attainments, tend to continue their literary studies for the purpose of appearing for the S. S. L. C. examination.

12. Perhaps the most interesting province in this connexion is the *Punjab*, where the strength and popularity of the vernacular system are perhaps stronger than in any other province. During the quinquennium, the number of vernacular middle schools advanced from 2,114 to 3,241 (of which 766 were complete schools with eight classes in each), while the enrolment increased from 328,291 to 457,514 pupils or an increase of 129,223 as against one of only 16,792 in high schools and of 1,474 in anglo-vernacular middle schools. According to the report, "anglo-vernacular middle school education is regarded as being productive of little good and is becoming increasingly unpopular. Agriculturists have begun to patronise vernacular middle schools."<sup>4</sup>

13. In spite of this flourishing vernacular system, the *Punjab* suffers more than other provinces except Bengal from the drift of boys into the high classes and colleges, and the problem of middle-class unemployment is growing apace. It has already been observed that the number of university students advanced from 7,372 in 1922 to 16,971 in 1932, a development more rapid than in any other province. There are many causes for this disquieting tendency.

The number of school classes in the *Punjab* is smaller than in most other provinces, and boys often enter college at an earlier age than elsewhere. In 1932, there were 751 boys below the age of sixteen in college classes, over a

<sup>1</sup> Madras, page 75.

<sup>2</sup> Madras, page 64.

<sup>3</sup> Madras, page 63.

<sup>4</sup> Punjab, pages 44-45.

hundred being in the second Intermediate class ; there is also a general feeling that the standards of Matriculation are deteriorating, especially in English.

The number of high and anglo-vernacular middle schools is also excessive. One of the causes of this excess is that "with the increased provincialisation of schools and with the assistance rendered to local bodies, facilities for secondary education are now more evenly distributed than in previous years";<sup>1</sup> but the main cause is the large number of communal high schools, which are maintained for the benefit of a particular community.

14. In 1931, Government decided to re-impose the Anglo-Vernacular Middle School examination with the object of regulating class promotions more effectively and of checking the drift of unsuitable boys into the high classes. Unfortunately, the proposal was dropped "in deference to public opinion which was opposed to the institution of another public examination during the school course".<sup>2</sup> This objection, in itself, was a valid one, as the evils of biennial examinations are considerable. An effective solution of the difficulty would be to carry out the original proposal of instituting this examination, which would mark the close of the secondary course and be followed by a higher secondary course of three years in which boys of special aptitude would be prepared for admission to a university. In other words, the present Matriculation could be abolished.

In 1932, there were some 20,000 boys reading in high schools in the Punjab, who could not possibly hope to pass Matriculation until they were at least over seventeen years of age. The prolongation of literary studies by these boys is a waste of time and money ; it would be beneficial to the boys themselves as well as the schools, if they were diverted to other channels at an earlier age. The number of high schools could then be effectively reduced ; with the money saved, separate vocational institutions could be started.

15. The *United Provinces* have also striven to develop middle vernacular education. The number of pupils is much smaller than in the Punjab, but this is mainly due to the fact that, whereas in the Punjab all middle schools include primary departments, in the *United Provinces* vernacular middle schools are separate from the primary system. But the number of pupils was less than it should have been : "At the end of the quinquennium sections in several vernacular middle schools were closed as a measure of retrenchment".<sup>3</sup>

Vernacular middle schools have been subjected to criticism, often from quarters least expected. For example, a chairman of a district board has urged that they should all be abolished and that "boys who want to continue should join English schools"<sup>4</sup>; he was supported in this view by the District Magistrate ! "These proposals ignore the fact that teachers must be provided in large numbers for primary schools and that by far the best source of supply is the vernacular middle school. . . . The aim of vernacular middle education is to improve the rural youth, to provide the necessary teachers for elementary education and, while making rural boys literate, to retain them in the countryside".<sup>4</sup> The courses and methods are therefore being adapted "more and more to rural surroundings with the aim of keeping the boys in sympathy with their environment and not making them discontented, as high school education so often

<sup>1</sup> Punjab, page 45.

<sup>2</sup> Punjab, page 23.

<sup>3</sup> U. P., page 32.

<sup>4</sup> U. P., page 52.

does".<sup>1</sup> Valuable statistics are given regarding the careers of boys who have passed the Vernacular Final examination from a particular district: "Teachers 477, service 269, agriculture 394, industry 57, business 120, unemployed 233, died 3. Thus, only 15 per cent. are unemployed and over 30 per cent. have found occupation other than in the public service."<sup>1</sup> It would be interesting to ascertain the records of high schools for the same period.

16. In spite of the existence of five universities, the United Provinces suffer less from the drift to high schools and colleges than other provinces. This comparatively fortunate position is probably due to the fact that Intermediate education has been removed from the jurisdiction of universities and been placed under a Board of High School and Intermediate Education; and also to the fact that primary schools (with five classes in each) are in a more stable position than elsewhere. On the other hand, the system still suffers from the fundamental defects of Indian education: the curse of biennial examinations; and the absence of a clear dividing line between the secondary and higher secondary stages.

17. The *Central Provinces* are in a somewhat similar position. The drift to the high classes and colleges is not as pronounced as in most other provinces. The number of high schools in 1932 was only 67 with an enrolment of 7,750. On the other hand, there were 359 vernacular middle schools with an enrolment of 69,837 pupils, but these schools are also subjected to criticism and lack of support. The opinion is often held that they are of value merely as providing preliminary training for those seeking admission to vernacular training institutions. The Commissioner, Jubbulpore, however, holds that such an opinion "indicates a narrow and deplorable view of education".<sup>2</sup> It would be a tragedy if these schools (which should become the prop and stay of the countryside) degenerated into a cheap and inefficient imitation of anglo-vernacular middle schools and became instrumental in crowding high schools and colleges with ill-prepared and unsuitable pupils.

18. It is difficult to appraise the position in *Bombay*, as the system in that province differs in many respects from that elsewhere.

In company with Madras, elementary schools often include middle classes which are classified in other provinces as 'secondary' and form vernacular middle schools. It is difficult to ascertain from the statistical tables the actual number of elementary schools which teach the complete course and prepare boys for the Vernacular Final examination, but the Hartog Committee estimated the number at 4,257. Thus, the vernacular system is as strong as in any other province.

19. In spite of the comparative strength of the vernacular system, the Bombay report expresses perturbation on account of the general lowering of standards and of the drift of unsuitable boys from the countryside into the towns for English education:

"It is generally agreed that a boy who has once studied English is not prepared to work on the land. A smattering of English is useful for industrial purposes; but in rural areas, where the chief occupation is agriculture, it is not calculated to assist a youth to earn his living, and nothing remains for him but to migrate to the towns and to swell the number of those half-educated, unskilled crowds who are finding it more and more difficult to obtain

<sup>1</sup> U. P., page 52.

<sup>2</sup> C. P., page 39.

the means of subsistence. The problem is a counterpart, further up the line, of that presented by the glut of matriculates and graduates unable to find employment up to the expectation justified by the face value of their qualifications, a problem which is recognised as being one of the most serious that confronts the statesman of to-day."<sup>1</sup>

20. In the *North-West Frontier Province*, there is also a tug-of-war between the vernacular and anglo-vernacular systems :

"The demand for more anglo-vernacular schools has been great, but the five years' expansion programme aimed mainly at the expansion of vernacular education. One district board, *viz.*, of Peshawar, has passed a resolution that all middle and lower middle schools should be converted into anglo-vernacular schools ; but the policy, as laid down in the expansion programme, is that the number of vernacular middle schools to be opened should not be reduced. The vernacular course, which commences in the primary schools and is completed in the middle schools, is of real value to a rural population, but a course which includes English almost inevitably turns the minds of those who take it to the high schools in the towns and subsequently to urban pursuits."<sup>2</sup>

The completion of the anglo-vernacular middle course is marked by an Anglo-Vernacular Middle examination. No private candidates are admitted : "success in this examination is essential for admission to Class IX of a high school".<sup>3</sup>

21. In *Burma*, "secondary education in vernacular schools has become increasingly important".<sup>4</sup> A feature of the system is that the vernacular stage extends beyond the middle stage, Standard X having been instituted at the end of the quinquennium.

The anglo-vernacular course has been regulated in the past mainly by the award of grants and by the holding of an Anglo-Vernacular Middle School examination. Until recently, an anglo-vernacular school was never recognised without giving it a maintenance grant, but with the restriction of funds this healthy practice has been abandoned. "The recognition of schools and departments without grants is dangerous, for it tends to lower the standards of recognition and endangers the status of teachers and their security of tenure. Standards of maintenance and efficiency would fall rapidly without State control, and State control depends mainly on the powerful lever of the grant-in-aid."<sup>5</sup>

In 1931, the Anglo-Vernacular and English Middle School examination was abandoned as an experimental measure for three years.

In view of these two developments, the auspices for a proper development of secondary education in *Burma* are far from favourable.

22. There has been a rapid increase in the number of anglo-vernacular schools in *Delhi*, the number of high schools having risen from 12 to 21 and that of middle schools from 17 to 22. This hasty increase has been very wasteful, as the average enrolment of a secondary school has declined from 245 to 190. "Educational effort is being wasted by a multiplication of schools beyond the economic limit . . . Apart from the question of wastage, such multiplication of schools leads to a scramble for pupils, which in its turn considerably lowers educational efficiency and standards all round. It

<sup>1</sup> Bombay, page 71.

<sup>2</sup> N. W. F. P., page 63.

<sup>3</sup> N.W. F. P., page 71.

<sup>4</sup> *Burma*, page 16.

<sup>5</sup> *Burma*, page 17.

also increases the financial responsibility of Government without bringing a full and proper return for the expenditure incurred".<sup>1</sup>

The 'scramble for pupils' leads to another unfortunate result: "A detailed study of the figures shows a most unsatisfactory distribution of pupils in the various classes. In one school 50 per cent. of the pupils were in Class X, 25 per cent. in Class IX, and only 20 per cent. in all the middle classes put together, while enrolment in Class V was only 5 per cent. of the total. . . . Enquiries show that the tendency in some schools is to admit pupils from outside provinces, mostly from the Central Provinces, in the two top classes, thereby swelling the enrolment unnecessarily. This large influx of outside pupils into Delhi is bound to lead to administrative complications as, in spite of the rules for the migration of pupils from one area to another, the chances of fraudulent admissions going undetected are not few; nothing can be more detrimental to the discipline of schools than the admission into various classes of ineligible pupils, about whose antecedents the managements can know little or nothing".<sup>1</sup> It is not surprising, therefore, that "the average high school continues to be a factory for the wholesale manufacture of matriculates rather than an institution for educating boys and making them into men".<sup>2</sup>

23. The drift of boys to the high classes and colleges bids fair to be as pronounced in Delhi as it is in Bengal :<sub>4</sub>

"The anglo-vernacular middle school has no place in the educational scheme of the province, as it does not mark the close of any definite stage or scheme of studies. Its existence, so far as Delhi goes, appears to be purely a matter of finance, and the tendency has been for such a school to be raised to the high standard as soon as money is available. In fact, during the quinquennium, five anglo-vernacular middle schools were converted into high schools. . . . These institutions turned out without let or hindrance a large number of pupils, who were legally but not educationally fit for high school education, and were consequently a danger to the efficiency of standards in high schools."<sup>3</sup>

One of the remedies suggested is the imposition of a public examination at the end of the middle stage in order to "prevent the wholesale transfer of incompetent boys into high school classes".<sup>3</sup> With this object in view an examination has been started under the auspices of the Headmasters' Association.

It is also unfortunate that "the course of studies in vernacular middle schools is still mainly academic, and the tendency is to consider the schools as mere stepping-stones to lower grades of service. A complete overhauling and ruralisation of the curriculum is a matter which demands urgent attention."<sup>3</sup>

24. Reference has already been made to the presence of 'over-age' pupils in the pre-Matriculation classes of high schools in the Punjab. The following Table shows the extent to which such pupils are found at the secondary stage in the different provinces. In making these calculations, pupils over 17 years of age in the class immediately before Matriculation, and those over 16, 15 and 14 years of age in the next three classes respectively, have been regarded as 'over-age'.

<sup>1</sup> Delhi, page 43.

<sup>2</sup> Delhi, page 48.

<sup>3</sup> Delhi, page 49.

TABLE XXXIX.

*'Over-age' pupils at the secondary stage.*

| Provinces.                           | Number of pupils (boys and girls) in the four senior classes of secondary schools. | Number of pupils (boys and girls) 'over-age' in these classes. | Percentage of 'over-age' pupils to total number of pupils. |
|--------------------------------------|--|--|--|
| Madras .. .. .                       | 97,829   | 58,430   | 59.73  |
| Bombay .. .. .                       | 48,795   | 39,176   | 80.29  |
| Bengal .. .. .                       | 128,323  | 47,410   | 36.95  |
| United Provinces .. .. .             | 72,363   | 50,530   | 69.83  |
| Punjab .. .. .                       | 105,968  | 55,876   | 52.73  |
| Burma .. .. .                        | 27,271   | 21,648   | 79.38  |
| Bihar and Orissa .. .. .             | 29,347   | 14,283   | 48.60  |
| Central Provinces .. .. .            | 13,994   | 11,510   | 82.25  |
| Assam .. .. .                        | 9,886  | 3,888  | 39.33  |
| North-West Frontier Province .. .. . | 6,568  | 3,432  | 52.25  |
| Coorg .. .. .                        | 607  | 468  | 77.10  |
| Delhi .. .. .                        | 5,249  | 2,794  | 53.23  |
| Ajmer-Merwara .. .. .                | 1,804  | 1,419  | 78.66  |
| Baluchistan .. .. .                  | 875  | 483  | 55.20  |
| Bangalore .. .. .                    | 1,467  | 1,019  | 69.48  |
| Other Administered Areas .. .. .     | 2,955  | 1,829  | 61.89  |
| British India .. .. .                | 553,301  | 314,195  | 56.78  |

The above statistics stress the need for diverting pupils to vocational and practical training. Although Bengal has recorded the lowest proportion of such pupils, the actual position is far from satisfactory: "From the upper primary classes to the middle classes and from those to the high classes there is a fairly steady flow with few diverting channels or backwaters. But only about two in five of the boys in the Matriculation class actually pass the examination. There is an enormous wastage at this point, just as there is wastage in the lowest primary classes. It is all the more regrettable that high schools are so wholly concerned with the narrow goal of the Matriculation".<sup>1</sup>

25. The position is therefore critical in all provinces. The countryside is being impoverished; unemployment among the student community is growing apace; and universities are gravely hampered by large numbers of students ill-fitted for university education. Drastic reconstruction of the educational system is therefore required.

The suggestions made in the previous chapter that the several stages of education should be recast and redefined so that each shall have a clear and attainable objective, have been supported by quotations from provincial reports given in this chapter. The primary stages should provide the means of

<sup>1</sup> Bengal, page 35.



attaining literacy and the rudiments of learning for the masses ; the secondary stage should be freed from university domination and from merely urban requirements ; its completion should be marked by an examination which would be a clearing-house for those requiring further preparation for admission to a university in higher secondary schools as well as for those who would be diverted to vocational training ; the collegiate stage should not be clogged by large numbers of students ill-fitted for such education ; vocational training should cease to comprise a few additional classes in secondary schools, but should be imparted in separate institutions to those who have gained the necessary modicum of general education ; the scheme of examinations should be recast so that the evil of biennial examinations shall be mitigated ; facilities for the teaching of vernacular in the collegiate stage and for the training of graduates who have taken a vernacular should be improved as the most effective means of introducing throughout the secondary stage better teaching in and through the vernacular.

26. The vernacular system of education should be both extended and developed. Its aim should be to provide a sound general education complete in itself which, if properly regulated, would do much to build up a spirit of leadership and initiative in the countryside.

The report of the Village Education Committee in India (1919-20) went so far as to refer to the vernacular middle school as " the keystone of the arch of educational reform". The importance and further possibilities of this type of school have also been discussed by a Committee of American experts, who were particularly interested in the work of Christian Missions in India :

" If we think in terms of the broad educational need, which India shares with the Orient generally, that of bringing its life and thought into more direct relation to the conditions of daily activity, we feel justified in dwelling on the importance of a type of school (the vernacular middle school) which—avoiding a common error of American vocational schools, in which practical training tends to sacrifice the educational ideal—unites vocational with intellectual training to the advantage of both."<sup>1</sup>

The Committee also pointed out the great value of vernacular middle schools in providing suitable recruits for vernacular training institutions :

" What we need for village teachers are not foreigners, nor even the urban, English-trained Indians of the city schools. The one has never had, and the other has lost, the ability to think along the furrows out by Indian tradition. The need is for young men and women who, having grown-up in a village, are used to its ways of living ; and who have been given the education of teachers, an education that opens their eyes to village and agricultural problems and gives the means of dealing with them. These schools, not wholly neglected by Government or missions, have not as yet realised their possibilities. They seem to us to hold the major opportunity of service to India. They are the narrow neck of the bottle, the avenue through which alone a necessary aid can come to one-sixth of the population of the world. They are free from the necessity of following educational conventions, which hamper other parts of the school system of India. They have unlimited *lee-way* for experiment."<sup>2</sup>

#### (ii) *Secondary schools and their management.*

27. Vernacular middle schools are almost invariably maintained by district boards, except in *Burma* where there are a large number of aided schools of this type.

<sup>1</sup> " Re-thinking Missions " (Harper Bros.), page 122.

<sup>2</sup> " Re-thinking Missions", page 122.

High and middle English schools are classified in the following Tables according to management :

TABLE XL.

*High schools for boys, by management, 1931-32.*

| Province.                             | Gov-<br>ernment. | District<br>Board. | Municipal<br>Board. | Aided.       | Unaided.   | Total.       |
|---------------------------------------|------------------|--------------------|---------------------|--------------|------------|--------------|
| Madras .. ..                          | 12               | 128                | 39                  | 195          | 4          | 378          |
| Bombay .. ..                          | 25               | 2                  | 19                  | 151          | 24         | 221          |
| Bengal .. ..                          | 42               | ..                 | 4                   | 525          | 525        | 1,096        |
| United Provinces .. ..                | 48               | ..                 | 4                   | 134          | 4          | 180          |
| Punjab .. ..                          | 81               | 28                 | 16                  | 173          | 26         | 323          |
| Burma .. ..                           | 31               | 8                  | 6                   | 181          | ..         | 206          |
| Bihar and Orissa .. ..                | 24               | ..                 | ..                  | 104          | 41         | 169          |
| Central Provinces .. ..               | 26               | ..                 | 9                   | 27           | 5          | 67           |
| Assam .. ..                           | 20               | ..                 | ..                  | 26           | 15         | 61           |
| North-West Frontier<br>Province .. .. | 11               | ..                 | ..                  | 18           | ..         | 29           |
| Coorg .. ..                           | 2                | ..                 | ..                  | ..           | ..         | 2            |
| Delhi .. ..                           | 1                | 1                  | 1                   | 18           | ..         | 21           |
| Ajmer-Merwara .. ..                   | 2                | ..                 | ..                  | 8            | ..         | 10           |
| Baluchistan .. ..                     | 3                | ..                 | ..                  | 4            | ..         | 7            |
| Bangalore .. ..                       | ..               | ..                 | ..                  | 5            | ..         | 5            |
| Other Administered<br>Areas .. ..     | ..               | ..                 | 4                   | 11           | 1          | 16           |
| <b>BRITISH INDIA</b>                  | <b>328</b>       | <b>167</b>         | <b>101</b>          | <b>1,560</b> | <b>645</b> | <b>2,801</b> |

TABLE XLI.

*Middle English Schools for boys, by management.*

| Province.                             | Gov-<br>ernment. | District<br>Board. | Municipal<br>Board. | Aided.       | Unaided.   | Total.       |
|---------------------------------------|------------------|--------------------|---------------------|--------------|------------|--------------|
| Madras .. ..                          | 3                | 77                 | 11                  | 78           | 5          | 174          |
| Bombay .. ..                          | 6                | 131                | 53                  | 124          | 60         | 374          |
| Bengal .. ..                          | 4                | 43                 | 4                   | 1,275        | 519        | 1,845        |
| United Provinces .. ..                | 1                | ..                 | 4                   | 62           | 33         | 100          |
| Punjab .. ..                          | 8                | 91                 | 18                  | 67           | 45         | 229          |
| Burma .. ..                           | 15               | ..                 | ..                  | 104          | ..         | 119          |
| Bihar and Orissa .. ..                | 7                | 207                | 9                   | 301          | 57         | 581          |
| Central Provinces .. ..               | 51               | 1                  | 50                  | 79           | 8          | 189          |
| Assam .. ..                           | 5                | 7                  | 1                   | 124          | 65         | 202          |
| North-West Frontier<br>Province .. .. | ..               | 4                  | 2                   | 7            | ..         | 13           |
| Coorg .. ..                           | ..               | ..                 | ..                  | ..           | ..         | ..           |
| Delhi .. ..                           | 1                | 3                  | 5                   | 13           | ..         | 22           |
| Ajmer-Merwara .. ..                   | ..               | ..                 | 1                   | 6            | 1          | 8            |
| Baluchistan .. ..                     | 1                | 1                  | ..                  | 2            | ..         | 4            |
| Bangalore .. ..                       | ..               | ..                 | ..                  | 5            | ..         | 5            |
| Other Administered<br>Areas .. ..     | ..               | ..                 | 4                   | 6            | ..         | 10           |
| <b>BRITISH INDIA</b>                  | <b>102</b>       | <b>565</b>         | <b>162</b>          | <b>2,253</b> | <b>798</b> | <b>3,875</b> |

28. In all provinces, the practice of maintaining a Government high school in each district has been generally continued, except in *Madras* where the number of such schools is smaller, and in the *Punjab* where the number is larger, than in other provinces. In the latter province it has been the policy of Government in recent years to maintain high schools in a number of backward areas in order to equalise as far as possible educational facilities between the progressive and the backward. In these two provinces also the number of high schools maintained by local bodies is larger than elsewhere.

There are in British India 596 high schools under public management and 2,205 under private management. By far the largest number of schools in the latter category are in *Bengal*, there being 525 aided schools and a similar number of unaided schools.

Exactly half of the 102 Government Middle English schools in British India are in the *Central Provinces*. A large number of schools of this type are maintained by local bodies in *Bihar* and *Bombay*, and to a lesser extent in *Madras* and the *Punjab*; 829 of these schools are under public and 3,046 under private management. Considerably more than half of those under private management are in *Bengal*, 519 of which are not in receipt of *grant-in-aid*.

29. While realising that "a few of the aided schools are excellent institutions," the *Bengal* report expresses the opinion that "the existence of large numbers of private, and especially unaided, schools over which little effective control is exercised, is undoubtedly one of the main reasons for the low standard of the quality of secondary education in the province."<sup>1</sup>

Efforts have been made recently to strengthen that control :

"Proprietary schools are not recognised, and therefore none are supposed to exist. All high schools are now obliged to have a managing committee constituted in accordance with the 'School Code' of the University; and aided and Government schools have also to follow the departmental rules.

"The University has also created an Arbitration Board, to which teachers may appeal against the decisions of managing committees. . . . . The School Code and the Arbitration Board have increased the work of inspectors, for the elections of committees often rival a political election in heat and dust; the defeated party sometimes asks the inspector to arbitrate and occasionally appeals to the courts. Some of the committees, however, have shown a genuine and commendable zeal for the efficiency of their schools."<sup>2</sup>

30. "The standard of recognition in *Burma* has been lowered by the recognition of a number of schools under indigenous management, which are more precariously financed than those under Christian missions. . . . This is specially true of the 47 national schools, which were founded in opposition to Government during the school boycott of 1920 and follow a special curriculum."<sup>3</sup>

A peculiar difficulty is that of ensuring that the teachers shall serve under reasonable conditions :

"The status of teachers has suffered by the abuse of 'voluntary contributions'. No one can object to a teacher contributing a reasonable amount to school funds at a time of need if he desires to do so and can afford it. But when a school relies normally on such contributions and claims a maintenance grant from Government inflated by higher salaries than teachers ever receive, the situation encourages sweated labour, and relations between teachers and their employers and between their employers and Government become shrouded in a mist of dissimulation and unreality. In 1929, Government imposed

<sup>1</sup> Bengal, page 35.

<sup>2</sup> Bengal, pages 35-36.

<sup>3</sup> Burma, page 16.

on the Director the responsibility of deciding whether or not to approve voluntary contributions in reported cases. . . . Unreported contributions still continue, but to what extent can be only surmised."<sup>1</sup>

31. In the *United Provinces*, private schools are "managed by registered governing bodies of varying types. Some have managing committees nominated under a trust deed; others are elected under a written constitution; others, again, are maintained by different missions. The amount of interest taken by the managing committees varies. Too many are content to delegate powers to a manager or secretary, who is the sole authority. While the new provision in the Educational Code giving full authority over the internal management of the school to the headmaster has made some improvement there is still too much interference, but there are signs that this is growing less."<sup>2</sup>

The financial stability of privately managed schools is often precarious :

"Little attempt is made to raise more money from outside sources and the members of committees seldom subscribe anything themselves. There is a tendency to incur increased expenditure and then to appeal to the Department to make good the resulting deficit. The majority of schools live on fees and Government grant and have nothing to devote to increments to their staff or to the improvement of their buildings or equipment. The economic depression of the last three years has, of course, made things worse, and institutions of all kinds are very hard hit. There is no likelihood in the near future of much further assistance from provincial funds, and the only sources that remain are endowments, private benefactions and increased fees."<sup>2</sup>

32. Efforts have been made to improve the conditions of service in privately-managed schools :

"A provident fund has been in existence since 1922. Each permanent teacher is required to contribute 6½ per cent. of his salary. To this the management adds half. Interest is allowed at 3 per cent. per annum or such higher rate as is from time to time allowed in post office savings bank deposits. When the depositor retires or withdraws for legitimate reasons, Government contribute one-third of the total of teachers' and management contributions and interest. Contributions by the management to the fund count as expenditure towards grant-in-aid. All schools recognised after 1922 are obliged to adopt the scheme, and of others there are hardly any which have not done so."<sup>3</sup>

Another improvement has been to introduce a form of agreement which is entered into between the management and every permanent teacher engaged after 1929. "There are fewer cases than formerly of teachers, who have reached a high rate of pay being dismissed in order to make way for others on lower pay."<sup>4</sup>

33. Similar efforts have been made in *Bihar* to improve conditions of service in privately-managed schools. An appeal is now permitted to the inspector in the case of high school teachers discharged with or without notice. If the inspector concurs in the action taken, the appeal is rejected; if not, it is submitted to the Board of Secondary Education for orders. "This new rule has already proved useful."<sup>5</sup>

34. The number of aided high schools in the *Punjab* is higher than that in any other province except Bengal and Madras; there are also 26 unaided schools. A few of the schools are "efficient institutions; the staff is excellent and the organisation good; examination results are satisfactory and

<sup>1</sup> Burma, page 17.

<sup>2</sup> U. P., page 36.

<sup>3</sup> U. P., page 40.

<sup>4</sup> U. P., page 41.

<sup>5</sup> B. & O., page 46.

even buildings are far above the average".<sup>1</sup> But in the majority of schools there are serious shortcomings, especially in the conditions of service. This is due to "the almost complete absence of contracts between employers and employees."<sup>2</sup> "Efficient and capable teachers are sometimes victimised, not through any fault of their own, but because they have incurred the displeasure of the management by failing to cater to the whims of those who have gained for the time being the upper hand in the administration of the institution".<sup>3</sup>

Provident funds have been instituted, but "a majority of schools are living from hand to mouth, dependent on their income from fees, Government grants and casual subscriptions, which are often negligible. In consequence, payment of salaries is occasionally stopped; contributions to teachers' provident funds are not forthcoming; and sometimes these and other funds, even sports and boys' funds, are used to meet urgent liabilities".<sup>3</sup>

These difficulties are accentuated by the fact that privately-managed schools are almost invariably of a communal type. The rapid multiplication of these schools has not only resulted in unnecessary duplication and extravagance, sometimes in a weakening of discipline, but also in stimulating the unfortunate communal controversies which mar the progress of India, especially of the Punjab. It cannot be beneficial that boys should spend the impressionable years of youth in the narrowing atmosphere of a communal institution and that they should be denied intimate association with boys of other communities.

35. *Delhi* province is faced by similar difficulties: "There is little justification for adding to the number of existing institutions maintained by a single sect or creed. In 1932, Sanatan Dharam Hindus of Delhi were maintaining seven schools for secondary education, Arya Samajists eight, Jains four and Muslims eight. This is certainly a waste".<sup>4</sup>

36. Though Government schools are usually freed from handicaps of this kind, they are by no means immune from shortcomings. The Hartog Committee pertinently referred to dangers inseparable from too firm a security of service:

"Inspectors report that the work of teachers in Government schools is not of the standard that may reasonably be expected. During the first two or three years after appointment a teacher generally works well; his initial zest has not worn itself out and, further, he has not yet been confirmed in his appointment. But after confirmation he sees that many years must elapse before he may be considered for promotion to a headship or to a selection grade. Secure in the tenure of his post and in the enjoyment of annual increments accruing to his salary without effort on his part, he too often becomes slothful and maintains his work just a little above the standard of positive inefficiency. The difference in quality between the work of a teacher of ten or more years' service in a Government school and that of his brother of similar standing and service in a private institution is not as a rule sufficient to justify the wide difference existing between the pay drawn by the two teachers."<sup>5</sup>

There is much to be said in favour of a system whereby the Subordinate Service is divided into grades as against a time-scale. In the former system a teacher has to earn his promotion from grade to grade, not merely by seniority but also by approved work. This view is suggested in the report

<sup>1</sup> Punjab, page 31.

<sup>2</sup> Punjab, page 47.

<sup>3</sup> Punjab, page 32.

<sup>4</sup> Delhi, page 43.

<sup>5</sup> Hartog Report, page 340.

of the *United Provinces*: "Several inspectors refer to the introduction of the time-scale as the cause of slackness, and more than one suggests that increments should not be given except on a certificate of good work."<sup>1</sup>

(iii) *The machinery of control.*

37. In view of these difficulties, the machinery of control should be effective. Unfortunately, the secondary system has suffered for many years from a duality of control by Government and the university, especially in the award of recognition which implies permission to present pupils for matriculation.

The Calcutta University Commission recommended the creation of an independent Board of Secondary Education, which would be entrusted not only with the power of recognition but also with the distribution of grants-in-aid. Attempts of varying kinds have been made to construct such machinery.

38. The first Board of this kind in India was probably in *Madras*, which was started in 1911. This Board, which now consists of representatives of Government, the Universities of Madras and Andhra and non-officials, conducts the School-Leaving Certificate examination, which covers a wider range than the Matriculation examination and stresses the importance of the school records of candidates.

The main features of the revised scheme, which has been put into effect during the quinquennium, are that "the number of subjects for compulsory study has increased and the number of optional subjects has decreased".<sup>2</sup>

In *Bombay*, the School-Leaving Examination Board, which was constituted in 1925, ceased to function in 1929, and the control of the Matriculation examination was resumed by the University. The question of constituting a Matriculation Board as a separate University authority is under consideration.

The University registers schools, after considering reports from a special Inspection Committee and from Government inspecting officers. The Department also recognises schools for the purpose of presenting pupils for the various Government examinations and for admitting Government scholars: "No serious inconvenience has so far arisen from the fact that recognition is granted both by the University and by the Department, though in a few cases the University has recognised schools which the Department has declined to recognise".<sup>3</sup>

Though the Board of High School and Intermediate Education, *United Provinces*, includes university representatives, it is a body entirely separate from university administration. In addition to the conduct of examinations, "it accords recognition to high schools and intermediate colleges, but arranges for the inspection only of intermediate colleges by means of a panel of inspectors, with whom is associated the circle inspector".<sup>4</sup>

Similarly, a Board of Secondary and Intermediate Education was formed for the Dacca University area in 1921. The main functions of this Board are the distribution of grants, the inspection of all institutions under its control, the conduct of examinations and the granting of recognition.

<sup>1</sup> U. P., page 41.

<sup>2</sup> Bombay, page 59.

<sup>3</sup> Madras, page 77.

<sup>4</sup> U. P., page 32.

In the *Punjab*, the School Board deals with all questions relating to the Matriculation examination and reports thereon to the Syndicate. The Director of Public Instruction is *ex-officio* chairman, and three members of the Board are nominated by Government.

In *Burma*, there is a Secondary Schools Board, the main functions of which are to control the English and Anglo-Vernacular High School and Middle School examinations, and to advise the Director of Public Instruction on all matters relating to secondary education. The Board consists of the Director (chairman), twenty members appointed by Government and four members nominated by the University of Rangoon. At least eight members of the Board must be non-officials.

A Board of Secondary Education, with the Director of Public Instruction as *ex-officio* chairman, was constituted in *Bihar* in 1922-23. It grants recognition, subject to the approval of Patna University, to secondary schools and distributes grants to these schools on behalf of Government. It initiates policy in regard to the schools under its control and inspects these institutions either through inspectors appointed for the purpose or through the agency of the Government inspecting staff.

A High School Education Board was constituted in the *Central Provinces* in 1923, with the Director of Public Instruction as *ex-officio* chairman. The powers of this Board include the recognition of high schools, the prescription of courses of study and the conduct of the High School Certificate examination.

Grave difficulties have arisen in respect to the Board of Secondary Education, *Delhi*. This body was constituted on the assumption that, as provided in the Act, the Intermediate stage would be removed from the jurisdiction of the University, but this change has not yet been carried out.

In addition to prescribing the courses and conducting the High School examination, the Board is entrusted with the function of recognising schools in the *Delhi* province. Although recognition "cannot be accorded to high schools without the recommendation of a sub-committee consisting of the chairman (the Superintendent of Education), his nominee and a nominee of the Board, concrete instances are not wanting in which the Board has recognised high schools, although the middle sections of such schools had not been recognised by the Department and the recommendations of the sub-committee were none too favourable".<sup>1</sup> The comparatively large number of high schools also suggests leniency in granting recognition.

A very disturbing development is the steady rise in the number of private candidates appearing for the examination: "The impression has gained ground that the standards demanded for the *Delhi* High School examination are easier than those in neighbouring provinces".<sup>2</sup> The fact that, as already stated, large numbers of pupils from other provinces seek admission to *Delhi* schools a year before the examination goes far to confirm this impression. The rules have recently been amended so that the right of appearing as private candidates is limited to 'residents' of *Delhi*, but "private candidates have

<sup>1</sup> *Delhi*, page 39.

<sup>2</sup> *Delhi*, page 41.

easily secured certificates to the effect that their parents and guardians were in Delhi on the date of actual application, and cases of fraudulent applications and even of false personification among private candidates have been detected".<sup>1</sup>

39. The preceding paragraphs indicate that, though improvements have been made, these Boards have not achieved that success which is essential to a properly regulated system of secondary education, except possibly in the *United Provinces*.

Most Boards are limited in scope to the conduct of the Matriculation examination which, though it is the test of admission to a university, does not in reality mark the completion of the higher secondary course. This examination is also but one of a series of often meaningless biennial examinations, which destroy continuity of work by the pupils. Unless incentive to 'cramming' is reduced by forming definite stages of education, each with a clear objective and comprising at least three years of continuous study without interruption by an examination, there is little hope of improvement.

It is also of doubtful wisdom to entrust Boards with the important function of according recognition to schools without giving them at least a say in the distribution of grants-in-aid. The present system is apt to breed financial irresponsibility in Boards, which often yield to the temptation of granting recognition without taking into account the financial implications of such action. Boards should either be confined to the conduct of examinations or else be given wider functions than at present.

Boards are sometimes inclined to increase unnecessarily the number of optional subjects and to add others which are unsuitable for candidates. A striking illustration of the latter tendency is the prescription of Economics as an optional subject for Matriculation by the Delhi Board. Apart from the fact that this subject should not be attempted until pupils have gained the requisite grounding of general education, especially in history, it would be interesting to ascertain how much money is fruitlessly expended by schools in teaching this subject.

40. The only provinces in which (apart from the institution of the Dacca Board) no attempt has been made to carry out the recommendations of the Calcutta University Commission in this regard are *Bengal* and *Assam*, which come within the jurisdiction of Calcutta University.

As there is no examining body in *Assam* to test pupils after the completion of the high school course, high schools prepare boys for the Matriculation examination of Calcutta University and thereby come under the control of that University.

It is suggested that "the standard of Matriculation has been lowered to such a damaging extent that it is impossible to improve the efficiency of Assam high schools, as headmasters are content with the high percentages of success of their boys in the examination, and the inspectors' efforts to improve the schools lose the force of incentive . . . . . Private candidates are sometimes allowed to appear in the examination without the knowledge and permission of inspectors or the Department."<sup>2</sup>

<sup>1</sup> Delhi, page 41.

<sup>2</sup> Assam, page 68.



The proposal is made that the Middle School Board should be expanded into a Secondary Education Board.

(iv) *Expenditure.*

41. The following Table gives the main expenditure figures on secondary education in British India.

TABLE XLII.

*Expenditure on secondary education for boys.*

| Year.                       | Expenditure from  |              |             |                | Total expenditure. |
|-----------------------------|-------------------|--------------|-------------|----------------|--------------------|
|                             | Government funds. | Board funds. | Fees.       | Other sources. |                    |
|                             | Rs.               | Rs.          | Rs.         | Rs.            | Rs.                |
| 1921-22 ..                  | 1,39,54,026       | 38,87,479    | 1,77,34,627 | 66,41,316      | 4,22,17,448        |
| 1926-27 ..                  | 1,93,38,209       | 57,25,549    | 2,43,04,498 | 80,86,064      | 5,74,54,320        |
| 1931-32 ..                  | 2,34,99,407       | 81,45,108    | 2,97,13,108 | 84,15,917      | 6,97,73,540        |
| Increase between 1922-27 .. | 53,84,183         | 18,38,070    | 65,60,871   | 14,44,748      | 1,52,36,872        |
| Increase between 1927-32 .. | 41,61,198         | 24,19,559    | 54,08,610   | 3,29,853       | 1,23,19,220        |

These figures throw light on the distribution of educational expenditure. A total additional expenditure of Rs. 1,23,19,220 on secondary education during a time of retrenchment does not compare unfavourably with that of Rs. 1,52,36,872 during the preceding quinquennium, a time of comparative plenty; and an additional expenditure of Rs. 41,61,198 by Government as against one of Rs. 53,84,183 in the preceding quinquennium is also generous.

42. The provincial figures should be read with caution. In *Madras* and *Bombay* they do not comprise the cost of vernacular middle classes which are included in elementary schools and are debited to primary education. The *Bengal* figures are comparatively high because, as already shown, primary schools ordinarily include only three classes, and most boys receive a large portion of their primary education in secondary English schools. Similarly, in the *Punjab* the expenditure is comparatively high, because more than half of the boys in the primary stage receive their primary education in the primary departments of vernacular secondary schools.

TABLE XLIII.

*Expenditure on secondary schools for boys, by sources, 1931-32.*

| Province.  | Public funds.     |                                     | Fees.       | Other sources. | Total 1931-32. | Total 1926-27. | Increase.   |
|--|-------------------|-------------------------------------|-------------|----------------|----------------|----------------|-------------|
|  | Government funds. | District and municipal board funds. |             |                |                |                |             |
|  | Rs.               | Rs.                                 | Rs.         | Rs.            | Rs.            | Rs.            | Rs.         |
| Madras ..  | 18,80,230         | 11,74,671                           | 44,49,014   | 13,68,699      | 89,72,614      | 77,09,786      | 11,62,828   |
| Bombay ..  | 17,53,466         | 2,74,408                            | 38,26,701   | 10,73,242      | 69,28,817      | 60,32,445      | 8,96,372    |
| Bengal ..  | 20,70,043         | 3,86,260                            | 85,94,461   | 20,68,163      | 1,31,07,917    | 1,15,05,385    | 16,02,532   |
| United Provinces.                                | 41,25,910         | 5,15,210                            | 24,36,334   | 6,19,509       | 76,96,963      | 63,62,534      | 13,34,429   |
| Punjab ..  | 69,79,292         | 16,98,845                           | 40,04,794   | 8,41,924       | 1,35,24,855    | 1,04,24,761    | 31,00,094   |
| Burma ..   | 23,51,290         | 24,54,665                           | 20,11,137   | 11,58,968      | 79,76,060      | 65,05,038      | 14,71,022   |
| Bihar and Orissa.                                | 7,90,673          | 6,30,833                            | 20,26,121   | 4,11,729       | 38,59,356      | 29,78,336      | 8,81,020    |
| Central Provinces.                               | 12,02,034         | 6,45,465                            | 9,69,669    | 2,16,464       | 30,33,632      | 25,05,172      | 5,28,460    |
| Assam ..   | 6,94,065          | 1,66,349                            | 5,52,580    | 1,31,727       | 15,44,751      | 11,39,819      | 4,04,932    |
| North-West Frontier Province.                    | 7,92,680          | 57,762                              | 1,91,325    | 89,204         | 11,30,971      | 7,92,751       | 3,38,220    |
| British India (including minor administrations). | 2,34,99,407       | 81,45,106                           | 2,97,13,108 | 84,15,917      | 6,97,73,540    | 5,74,54,320    | 1,23,19,220 |

43. The following Tables are more reliable in estimating the comparative expenditure of provinces on different types of secondary schools. The rate of expenditure varies considerably between provinces.

TABLE XLIV.

*Average cost of a secondary school for boys, by provinces, 1931-32.*

| Province.                | High school. | Middle English school. | Middle vernacular school. |
|--------------------------|--------------|------------------------|---------------------------|
|                          | Rs.          | Rs.                    | Rs.                       |
| Madras .. .. .           | 20,507       | 6,442                  | ..                        |
| Bombay .. .. .           | 25,940       | 3,195                  | ..                        |
| Bengal .. .. .           | 9,292        | 1,555                  | 1,030                     |
| United Provinces .. .. . | 27,144       | 7,195                  | 2,564                     |

*Average cost of a secondary school for boys, by provinces, 1931-32—contd.*

| Province.                            | High school. | Middle English school. | Middle vernacular school. |
|--------------------------------------|--------------|------------------------|---------------------------|
|                                      | Rs.          | Rs.                    | Rs.                       |
| Punjab .. .. .                       | 18,027       | 6,446                  | 1,921                     |
| Burma .. .. .                        | 19,505       | 13,788                 | 2,426                     |
| Bihar and Orissa .. .. .             | 13,550       | 2,314                  | 1,746                     |
| Central Provinces .. .. .            | 13,294       | 6,238                  | 2,685                     |
| Assam .. .. .                        | 15,214       | 1,783                  | 1,322                     |
| North-West Frontier Province .. .. . | 23,765       | 8,670                  | 2,156                     |
| Coorg .. .. .                        | 25,892       | ..                     | ..                        |
| Delhi .. .. .                        | 21,216       | 7,171                  | 1,903                     |
| Ajmer-Merwara .. .. .                | 24,920       | 4,656                  | 2,138                     |
| Baluchistan .. .. .                  | 25,052       | 9,965                  | 7,110                     |
| Bangalore .. .. .                    | 40,994       | 9,017                  | 3,762                     |
| Other Administered Areas .. .. .     | 30,317       | 8,451                  | 7,114                     |

TABLE XLV.

*Average annual cost per pupil in an anglo-vernacular secondary school for boys, by provinces and sources, 1931-32.*

| Province.                            | From fees.  | From Government funds. | From Board funds. | From other sources. | Total annual cost per pupil. |
|--------------------------------------|-------------|------------------------|-------------------|---------------------|------------------------------|
|                                      | Rs.         | Rs.                    | Rs.               | Rs.                 | Rs.                          |
| Madras .. .. .                       | 24·2        | 10·2                   | 6·4               | 7·5                 | 48·3                         |
| Bombay .. .. .                       | 36·0        | 16·5                   | 2·6               | 10·1                | 65·2                         |
| Bengal .. .. .                       | 20·2        | 4·9                    | 0·9               | 4·8                 | 30·8                         |
| United Provinces .. .. .             | 22·5        | 34·6                   | 1·3               | 6·5                 | 64·9                         |
| Punjab .. .. .                       | 19·1        | 13·9                   | 3·0               | 4·2                 | 40·2                         |
| Burma .. .. .                        | 27·7        | 31·1                   | 4·3               | 15·7                | 78·8                         |
| Bihar and Orissa .. .. .             | 17·8        | 7·1                    | 4·2               | 3·6                 | 32·7                         |
| Central Provinces .. .. .            | 25·7        | 24·9                   | 2·7               | 5·8                 | 59·1                         |
| Assam .. .. .                        | 14·3        | 15·8                   | 0·8               | 3·2                 | 34·1                         |
| North-West Frontier Province .. .. . | 11·6        | 24·3                   | 2·4               | 5·6                 | 43·9                         |
| Coorg .. .. .                        | 15·8        | 50·3                   | ..                | 0·1                 | 66·2                         |
| Delhi .. .. .                        | 15·6        | 22·9                   | 3·5               | 12·1                | 54·1                         |
| Ajmer-Merwara .. .. .                | 25·5        | 29·3                   | 1·9               | 9·8                 | 66·5                         |
| Baluchistan .. .. .                  | 17·9        | 27·4                   | 8·1               | 5·7                 | 59·1                         |
| Bangalore .. .. .                    | 28·4        | 22·2                   | ..                | 20·0                | 70·6                         |
| Other Administered Areas .. .. .     | 25·4        | 24·4                   | 5·5               | 24·3                | 79·6                         |
| <b>BRITISH INDIA .. .. .</b>         | <b>22·2</b> | <b>13·2</b>            | <b>2·7</b>        | <b>6·4</b>          | <b>44·5</b>                  |

TABLE XLVI.

*Average annual cost per pupil in a vernacular middle school for boys, by provinces and by sources, 1931-32.*

| Province.                     | From fees. | From Government funds. | From Board funds. | From other sources. | Total annual cost per pupil. |
|-------------------------------|------------|------------------------|-------------------|---------------------|------------------------------|
|                               | Rs.        | Rs.                    | Rs.               | Rs.                 | Rs.                          |
| Madras ..                     | ..         | ..                     | ..                | ..                  | ..                           |
| Bombay ..                     | ..         | ..                     | ..                | ..                  | ..                           |
| Bengal ..                     | 6.4        | 1.2                    | 4.2               | 2.2                 | 14.0                         |
| United Provinces              | 4.6        | 11.5                   | 4.6               | 0.4                 | 21.1                         |
| Punjab ..                     | 1.2        | 9.8                    | 2.5               | 0.1                 | 13.6                         |
| Burma ..                      | 0.2        | 1.0                    | 18.1              | 0.2                 | 19.5                         |
| Bihar and Orissa              | 3.7        | ..                     | 12.4              | 0.6                 | 16.7                         |
| Central Provinces             | 1.0        | 4.8                    | 7.8               | 0.2                 | 13.8                         |
| Assam .. ..                   | 0.5        | 3.8                    | 5.1               | 0.4                 | 9.8                          |
| North-West Frontier Province. | 0.2        | 16.7                   | 0.8               | ..                  | 17.7                         |
| Coorg .. ..                   | ..         | ..                     | ..                | ..                  | ..                           |
| Delhi .. ..                   | 1.2        | 14.8                   | 3.2               | 0.1                 | 19.3                         |
| Ajmer-Merwara ..              | 4.0        | 32.6                   | 3.5               | 1.9                 | 42.0                         |
| Baluchistan ..                | ..         | 54.0                   | 8.4               | ..                  | 62.4                         |
| Bangalore ..                  | ..         | 5.6                    | 10.3              | 0.5                 | 16.4                         |
| Other Administered Areas.     | 12.0       | 19.9                   | 15.6              | 8.1                 | 55.6                         |
| BRITISH INDIA ..              | 1.4        | 8.1                    | 5.7               | 0.2                 | 15.4                         |

44. It would not be unreasonable for a higher proportion of the cost of secondary education to be met from fee receipts. A higher rate of fees could be accompanied by a more liberal provision of scholarships. It is not in the interests of higher education or of the pupils themselves that boys of poor calibre and of needy parentage should be encouraged by means of low fees to join the upper classes of high schools.

TABLE XLVII.

*Average annual fee per pupil in secondary schools for boys, by provinces.*

| Province.                            | Anglo-vernacular. |          | Vernacular. |          |
|--------------------------------------|-------------------|----------|-------------|----------|
|                                      | 1926-27.          | 1931-32. | 1926-27.    | 1931-32. |
|                                      | Rs.               | Rs.      | Rs.         | Rs.      |
| Madras .. .. .                       | 24·1              | 24·2     | ..          | ..       |
| Bombay .. .. .                       | 34·2              | 36·0     | ..          | ..       |
| Bengal .. .. .                       | 19·2              | 20·2     | 5·1         | 6·4      |
| United Provinces .. .. .             | 23·1              | 22·5     | 3·4         | 4·6      |
| Punjab .. .. .                       | 17·8              | 19·1     | 1·2         | 1·2      |
| Burma .. .. .                        | 28·9              | 27·7     | 0·4         | 0·2      |
| Bihar and Orissa .. .. .             | 18·0              | 17·8     | 3·0         | 3·7      |
| Central Provinces .. .. .            | 21·2              | 25·7     | 0·9         | 1·0      |
| Assam .. .. .                        | 14·9              | 14·3     | 0·1         | 0·5      |
| North-West Frontier Province .. .. . | 11·0              | 11·6     | 0·1         | 0·2      |
| Coorg .. .. .                        | 15·4              | 15·8     | ..          | ..       |
| Delhi .. .. .                        | 13·6              | 15·6     | 1·6         | 1·2      |
| Ajmer-Merwara .. .. .                | 27·7              | 25·5     | 2·5         | 4·0      |
| Baluchistan .. .. .                  | 17·5              | 17·9     | ..          | ..       |
| Bangalore .. .. .                    | 24·7              | 28·4     | ..          | ..       |
| Other Administered Areas .. .. .     | 20·9              | 25·0     | ..          | 12·0     |
| BRITISH INDIA .. .. .                | 21·5              | 22·2     | 1·3         | 1·4      |

*(v) The medium of instruction and the teaching of English.*

45. It has already been pointed out that the introduction of the English medium of instruction in schools is being postponed in many provinces in the hope that pupils will make more rapid progress in the ordinary subjects by learning them through the medium of a language which is familiar to them, and that in consequence more time will be available for a thorough study of English as a subject. Reports on the working of this important experiment are not altogether satisfactory.

46. Calcutta University has decided in favour of the vernacular medium of instruction and examination for the purpose of Matriculation. This new policy was adopted in all classes below Class VII in Bengal in 1930, and its extension to Classes VII—X is therefore only a matter of time. There is a fear in some quarters that the standard of English, already low, will deteriorate further.

In *Bombay*, the medium of all instruction except English in Standards I—III is the vernacular; in Standards IV and V subjects such as history, geography, Sanskrit, etc., are generally taught through the vernacular; in Standards VI and VII the medium is usually English, but candidates for Matriculation have the right of answering examination questions in history and second language in the vernacular. This concession was utilised by 10,056 out of 15,252 candidates in 1932.

The report is critical of the standards of English teaching as "the results achieved are not proportionate to the time and energy spent on the teaching. An average matriculate of to-day is usually incapable of expressing his thoughts in correct English".<sup>1</sup>

In the *United Provinces*, the medium of instruction in Classes IX and X may now be in the vernacular with the special permission of the Director, and 17 schools have applied for permission. The medium of examination in the High School examination has been the vernacular or English at the option of examinees for some time.

"Every inspector is agreed that, as a result, the standard of English has greatly deteriorated".<sup>2</sup> This is due partly to the type of papers set in the examination, which "require nothing but paraphrases and explanations of passages. As a result there is cramming and no test of independent ideas, but merely a parrot-like reproduction of answers previously learnt. It is even doubtful whether there should be set-books. They take up too much of the time, which should be spent in practising expression. More rapid reading, more reproduction, and more oral work is required".<sup>3</sup>

"There is general agreement that boys prepare and understand their work better by using the vernacular medium, but at the expense of their knowledge and power of expressing themselves either in English or in their own vernacular, which is suffering quite as much. It is not possible, except in double-section schools, to give instruction separately through Hindi or through Urdu, and even in these it would mean the employment of two sets of specialist teachers, especially for history and geography, though something might be attempted on these lines".<sup>2</sup>

¶ An unexpected result of an extended use of a vernacular medium is the development of a new mixed language, which is favoured by some. One inspector has observed that "the mixed language in use will make a better language than Sanskritised Hindi or Persianised Urdu. The practical and unifying value is unquestionable".<sup>2</sup> Another inspector has remarked that "a shapely and vigorous language is being evolved from the nondescript jargon which headmasters complained of at first. Improvement in the standard of the vernacular may be slow, but it cannot fail to come."<sup>2</sup>

The use of the vernacular medium is much handicapped by lack of suitable literature and text-books and by the paucity of competent and well-trained teachers.

<sup>1</sup> Bombay, page 73.

<sup>2</sup> U. P., page 42.

<sup>3</sup> U. P., page 43.

In the *Punjab*, the vernacular medium has been used for some time in the middle stage; and candidates for the Matriculation examination have the option of writing their answers in history and geography papers in English or vernacular. Otherwise, all answer papers are written in English.

It has been observed by the Director that "mental development is seriously handicapped by the failure to train boys to think, owing to the fact that the greater part of their attention and time is concentrated upon the learning of English which is largely a process of learning by rote. . . . . This emphasis upon English teaching has worked to the detriment of the vernaculars and has prevented their proper development. They are viewed as of minor importance in the school course, and as subjects of university study are despised. Their development has therefore been retarded; even the production of translations of vernacular literature has been discouraged."<sup>1</sup>

The problem is peculiarly difficult in this province owing to insistent demands that teaching should be conducted through the medium of Urdu, Hindi and Punjabi, but the cost of dividing school classes into different language sections would be prohibitive.

Similar difficulties are experienced in the *Central Provinces*, where the medium of instruction in the middle stage is vernacular and that in the high stage is either vernacular or English.

"In Government schools not more than one section of each class is permitted to adopt the English medium, and no English section at all can be maintained unless there is a considerable demand, preference in admission being granted to linguistic minorities. No restriction in this matter is laid upon aided institutions.

"The introduction of the vernacular medium in high schools has been accompanied by administrative and educational difficulties. The variety of vernaculars in use has created complications; the presence of linguistic minorities has raised problems of considerable magnitude. Difficulties have also arisen from the lack of suitable text-books and from the paucity of teachers competent to teach through the vernacular. . . . . The capacity of pupils to understand and to express themselves in English has been adversely affected by the change of medium."<sup>2</sup>

In *Bihar*, again, the results of using the vernacular medium in the four senior classes of high schools is as yet inconclusive:

"A difficulty at the outset was that of finding the necessary vernacular text-books, but this has now been surmounted. Opinions are generally divided as to whether the better progress to be expected in subjects taught through the vernacular outweighs in value the loss of opportunities of reading and speaking English. But whether English or the vernacular becomes the usual medium, a teacher should be able to use the latter in order to explain points of special difficulty and to make certain that his pupils have understood them. Accordingly, the Board of Secondary Education has made a rule that no person should be appointed to teach in the high school classes in Bihar, in Orissa or in a purely Bengali school unless he has passed a public examination in Hindi or Urdu, in Oriya or in Bengali respectively."<sup>3</sup>

47. Theory thus conflicts with practice. There can be little doubt that most of the disappointing results in secondary and collegiate education can be traced to the use of a foreign medium of instruction. It is a sad effect of the present system of education in these stages that, though a certain number of gifted students speak and write English with remarkable fluency, the majority

<sup>1</sup> Punjab University Enquiry Committee's Report, pages 80-81.

<sup>2</sup> C. P., pages 30-31.

<sup>3</sup> B. & O., page 47.

are losing the power to think and to express themselves in any language. It is essential, therefore, that the present period of experiment should be extended and that every effort should be made to solve this perplexing problem.

There is evidence that the lack of suitable text-books is being remedied, but more effort is required in making available competent and well-trained teachers in the vernaculars. "It is vain to expect any hope of improvement so long as the old-fashioned pandits and maulvis are not replaced by English-knowing trained vernacular teachers. This criticism is borne out by the results obtained when trained teachers take the subject".<sup>1</sup>

An essential preliminary to success, therefore, is to regard the vernaculars as equivalent to classical languages and other subjects in the university course, and to encourage graduates, who have taken vernaculars for their degrees, to receive training with a view to their employment in secondary schools.

It is also essential that, with the possible exception of specialist teachers in English, all teachers should receive training in vernacular. Otherwise, in recruiting staffs for schools using the vernacular medium, the choice will lie between vernacular teachers who are lacking in general knowledge and attainments, and English-trained teachers who are insufficiently versed in vernacular as a means of imparting knowledge.

48. The multiplicity of vernaculars in some provinces presents almost insuperable difficulties. Apart from the expense involved, the division of school classes into a number of language sections would be detrimental to a spirit of unity in schools as well as in the province concerned. A solution will possibly be found in the development of a new mixed language, as is already taking place in the United Provinces.

The Director of Public Instruction, Punjab, has offered an interesting suggestion :

"Romanised Urdu has been adopted as the written language of the Indian Army ..... Our constant squabbles about what should be the vernacular of the province would be solved by this practice. .... We should develop a form of Hindustani, which would include Urdu and Punjabi words and phrases and become the *lingua franca* of the province ..... The persistence of the vernacular script could be ensured by the provision of all three vernaculars with their appropriate scripts in the fifth and sixth classes".<sup>2</sup>

49. But the main obstacle to success is that the secondary course is merely an appendage to the university course and that the curricula and methods of teaching are dominated by university requirements. If (as has been suggested) the secondary course were shortened and followed by a higher secondary course for those competent and desirous of admission to a university, the medium of instruction in the former course could be vernacular throughout. In that case, boys in provinces such as the Punjab would be relieved from the present necessity of re-learning through the English medium in Classes IX and X the subjects which had previously been studied through the vernacular medium. Another advantage would be that the duality of purpose in the teaching of English as a subject would be removed, and boys could confine themselves to acquiring a working knowledge of the language as a vehicle of writing and speech. The niceties of the literature could then be reserved for the higher secondary course.

<sup>1</sup> U. P., page 43.

<sup>2</sup> Punjab University Enquiry Committee's Report, page 80.



(vi) *Teaching and teachers.*

## 50. Teaching in the schools has shown improvement.

In the *United Provinces*, "more and more trained teachers are becoming available, and men with good qualifications are joining aided schools. The young teachers are certainly better and keener . . . . . While there is an improvement, it is not sufficiently marked. There is little professional pride in teachers generally. Teaching is still too little of a vocation, and any work outside school hours is resented or forms the basis for a claim for allowances . . . . . The chief complaint is non-preparation of work and little plotting out of lessons beforehand. At the back of it all is lack of proper supervision by the headmaster—for which there can be no excuse in government schools, though in aided schools bad work is often excused by services performed for the manager or members of the committee. There is a peculiar form of conceit among some teachers which expresses itself in the statement that a man is so clever that he does not need to prepare his lessons. He knows it all and trusts to the inspiration of the moment instead of carefully working up the lesson at home and accounting for every minute of it. This leads to ill-digested lecturing, disproportioned lessons and dreary discourses, when the bell alone rescues the class from boredom and the teacher from running dry. The study of professional literature is seldom attempted. Often a teacher cannot afford the money and the school library contains nothing of a post-war vintage. There are signs, however, that more interest is being taken in newer methods, and the two pedagogical magazines of the province bear signs of this awakening. But it is uphill work infusing interest in matters pedagogical in a body of teachers whose main interests are domestic and not professional."<sup>1</sup>

The position in *Bengal* is more depressing: "The immense majority of schools have been content to stand in the old ways, to teach the old subjects in the traditional manner, to be satisfied with success in the examination test". The prospects of the profession are such that they do not "attract the best men . . . . There is no career more damping to youthful ardour; only the slow progress of years brings any amelioration to the lot of teachers; and, at fifty, when his enthusiasm has long since evaporated and his keenness been blunted, a teacher may find himself in the proud position of headmaster with a salary of Rs. 100 or 150"<sup>2</sup>

51. The proportion of trained teachers in secondary schools has been improved and now reaches 56 per cent. of the total. The position in the *Punjab* and *Madras*, in particular, is most satisfactory, but that in *Bombay* and *Bengal* is deplorable. The provision for training will be discussed in a later chapter.

<sup>1</sup> U. P., page 41.<sup>2</sup> Bengal, page 37.

TABLE XLVIII.

*Trained teachers in secondary schools.*

| Province.  | Teachers in secondary schools. |        |                             |        |                                 |       | Annual output of teachers. |                  |                 |                  |
|--|--------------------------------|--------|-----------------------------|--------|---------------------------------|-------|----------------------------|------------------|-----------------|------------------|
|  | Total number of teachers.      |        | Number of trained teachers. |        | Percentage of trained teachers. |       | 1927.                      |                  | 1932.           |                  |
|  | 1927.                          | 1932.  | 1927.                       | 1932.  | 1927.                           | 1932. | Holding degree.            | Holding diploma. | Holding degree. | Holding diploma. |
| Madras .. .. .                                   | 8,832                          | 9,618  | 6,912                       | 7,850  | 78.3                            | 81.6  | 136                        | 617              | 277             | 1,088            |
| Bombay .. .. .                                   | 4,284                          | 5,530  | 844                         | 976    | 19.7                            | 17.6  | 36                         | 53               | 62              | 100              |
| Bengal .. .. .                                   | 22,251                         | 25,167 | 4,164                       | 4,956  | 18.7                            | 19.7  | 94                         | 22               | 120             | 4                |
| United Provinces .. .. .                         | 7,937                          | 9,752  | 4,948                       | 6,393  | 62.3                            | 65.6  | 125                        | 69               | 140             | 88               |
| Punjab .. .. .                                   | 17,678                         | 22,847 | 12,363                      | 20,018 | 69.9                            | 87.6  | 65                         | 328              | 76              | 318              |
| Burma .. .. .                                    | 5,314                          | 5,557  | 3,172                       | 3,753  | 59.7                            | 67.5  | ..                         | 5                | ..              | 7                |
| Bihar and Orissa .. .. .                         | 5,078                          | 6,583  | 2,533                       | 3,495  | 49.9                            | 53.1  | 30                         | 25               | 1               | 60               |
| Central Provinces .. .. .                        | 4,176                          | 4,713  | 2,691                       | 3,220  | 64.4                            | 68.3  | 21                         | 43               | 21              | 57               |
| Assam .. .. .                                    | 1,926                          | 2,718  | 848                         | 1,116  | 44.0                            | 41.0  | ..                         | ..               | ..              | ..               |
| North-West Frontier Province                     | 1,024                          | 1,532  | 706                         | 1,176  | 68.9                            | 76.8  | ..                         | ..               | 2               | ..               |
| British India (including minor administrations). | 79,817                         | 95,777 | 39,844                      | 54,033 | 49.9                            | 56.4  | 507                        | 1,172            | 699             | 1,744            |

SECONDARY EDUCATION (BOYS).

52. A serious obstacle in the way of progress is the baneful practice of private tuition. In the United Provinces, an inspector has remarked that "some teachers earn more in private tuition than they draw as pay"<sup>1</sup>. But the evil is deep-rooted in Bengal :

"The practice of private tuition is a necessary concomitant of such conditions and it is almost universal. Managers shut their eyes to it as they cannot pay proper salaries. In one unaided school in Calcutta, it was found that no fewer than three out of four boys had private tutors—and this is probably not exceptionally high, at any rate for urban schools. But when the suggestion was made that fees should be raised, there was a general outcry. Higher fees would enable schools to employ more teachers and pay them better and remove the necessity for private tuition both for the teacher and for the pupil. But it is a curious fact that parents in Bengal would rather pay Rs. 10 to a private tutor than Re. 1 more to the school. Private tuition, however, is no remedy; it is rather a symptom, an arc of the vicious circle. It helps to keep fees and salaries low and teaching inefficient."<sup>2</sup>

53. Improvement is reported in the teaching of individual subjects.

In *Bombay*, great improvement was noticed during the quinquennium in the teaching of mathematics; the importance of teaching history and geography on more realistic lines is being increasingly recognised; the teaching of science is well-handled in Government high schools, and in some aided schools which possess well-equipped laboratories.<sup>3</sup>

In the *United Provinces*, mathematics is well taught on the whole, though the teaching is apt to be dull and mechanical; geography is better taught than it was; nature study is popular and on the whole well taught; universal approval is recorded of the great improvement made by refresher courses in drawing and manual training.<sup>4</sup>

In *Burma*, "the influence of Dalton propagandists is gradually popularising methods of individual study. Silent reading (systematically tested for speed and comprehension) is gradually replacing the old fashioned reading lesson... There has been a marked improvement in the teaching of mathematics."<sup>5</sup>

#### (vii) Secondary education in rural areas.

54. The development of education in rural areas was retarded for a long time by a cleavage of opinion in a matter of policy. In the last Review it was stated that

"The subject of agricultural education in secondary schools has been much discussed and the divergencies of opinion have led to the evolution of two entirely different types of schools: the vocational schools known as agricultural middle schools, which provide a separate course of agricultural training suitable for the sons of tenants or small zemindars who intend to take up farming after leaving school; and the ordinary rural secondary schools (vernacular middle schools) in the curriculum of which elementary agriculture is included. The former type was first tried in *Bombay* where it finds favour, while in the adoption of the latter type the *Punjab* leads the way."<sup>6</sup>

These rival creeds represent, at any rate a common desire to provide a more suitable form of schooling for the sons of agriculturists than is usually given in rural schools. It is difficult to escape the awkward feeling that the

<sup>1</sup> U. P., page 41.

<sup>2</sup> *Bombay*, pages 73-74.

<sup>3</sup> *Burma*, page 18.

<sup>4</sup> *Bengal*, page 37.

<sup>5</sup> U. P., pages 43-44.

<sup>6</sup> 9th Q. R., page 198.

present system of education tends to suck the best talent and initiative from the countryside into the towns; and that (what is doubly unfortunate) those village boys who have sought a literary form of education in the towns are more than reluctant to return to the villages in order to serve the countryside.

It is true that in England and elsewhere the brighter pupils from the villages, with the assistance of scholarships, often find their way to secondary schools and universities in the towns, but the difference between England and India is that young men and women in England are not thereby so dissociated from their rural environment as they are in India. There are available to English graduates many avenues of service to the countryside which maintain contact between town and country. The English universities give at any rate some return to the villages for what they have taken in the persons of the village parson, the country squire and the rural doctor. Such are the deadening and uncomfortable conditions of village life in India, however, that once a child has left his village in quest of education in a town, he rarely, if ever, returns to his village for more than a brief sojourn or even takes interest in its development. There is thus little guidance or leadership to the villages except what comes from bureaucratic sources.

55. The Royal Commission on Agriculture were of opinion that training in agriculture should be imparted in the ordinary rural schools rather than in separate agricultural schools:

“We consider that the Punjab type of school has much to recommend it. It may be that most boys who pass through the course will prefer to become teachers or village accountants rather than to farm their own land. But even if this should prove to be so, the value of their training in agriculture will not be lost to the countryside, and there will still remain a large residuum who will take up agriculture as their occupation. In the meantime, there is no doubt that the classes have so far proved a great success and that they have enjoyed a popularity which has been denied to schools of the vocational type. It may be hoped that schools of this type will develop into rural community centres.”<sup>1</sup>

56. Recent development has been largely along these lines, but those provinces which have allowed their vernacular system to fall into decay have been gravely impeded in their attempts to adapt their systems of rural education to rural requirements.

In *Bombay*, “the need for adapting the education to the conditions of those for whom it is intended is universally recognised”.<sup>2</sup> With this end in view, “Government introduced in 1923 the agricultural-bias curriculum for rural children. In schools which follow this curriculum practical work is done in the fields and in village carpentry and smithing. The object of this special curriculum is to give village boys a form of instruction, which will be useful to them in their future life as agriculturists. The course is prevocational rather than vocational; while a boy who has passed through one of these courses is not likely to start off on his own, he will have a greater knowledge of the principles of agriculture than one whose education has been purely literary.”<sup>3</sup>

The report pertinently proceeds to observe that “what matters is not so much the curriculum as the way in which it is taught. The attitude and outlook of the teacher are all important. The reiterated complaint that the

<sup>1</sup> Agriculture Commission's Report, pages 537-538.

<sup>2</sup> *Bombay*, page 106.

teaching is of a literary character is based on the traditional attitude of the teacher who refers for his facts neither to nature nor to the experiences of every-day life, but to the written word and to hereditary lore. Even a purely agricultural course taught by such a teacher is likely to give few results of a practical nature. In order to make teaching in village schools suitable for children of the agricultural classes, the first measure is to select teachers from the agricultural classes and then to train them in special training institutions."<sup>1</sup>

A beginning has also been made in *Bengal* in these directions, but the value of the scheme is much reduced by the fact that it represents merely the addition of agricultural training in a middle English school, which is in all other respects urban in its outlook and is chained to Matriculation requirements. Moreover, the teachers selected for training in agriculture have been selected perforce from the products of high and middle English schools.

In the *United Provinces*, a scheme was started in 1927 whereby agricultural classes were attached to vernacular middle schools, and the number of these classes advanced from nine to 37 during the quinquennium. The expense of providing farms of five acres for each class has been found to be excessive; the area of farms has therefore been reduced to one acre, the total cost of which is borne by Government. A far more important innovation has been the institution of a Rural Knowledge course, which includes sanitation, hygiene, co-operation, civics and general rural economy.

57. The *Punjab* has steadfastly pursued the policy of enriching the curricula of rural schools instead of instituting separate agricultural schools.

The original policy was limited to the teaching of agriculture in a number of vernacular middle schools. With this purpose in view five-acre farms and, latterly, one-acre garden plots have been instituted in middle vernacular schools. At the end of the quinquennium, there were 72 farms and 91 plots as against 50 and 51 respectively in 1927. The number of pupils selecting agriculture as an elective subject has almost doubled, from 6,307 in 1927 to 12,484 in 1932. "What is still more gratifying is that boys take a real interest in field work and cheerfully do all the rough and toilsome operations with their own hands, and parents appreciate their sons' work at school. The adoption by farmers of the methods and crops found successful on school farms, and free offers of land by zamindars for the institution of these farms, provide a further evidence of the appreciation of the work."<sup>2</sup> In spite of the abnormal fall in prices, 78 per cent. of the farms and 96 per cent. of the plots have shown a credit balance. For the teaching of the subject specially selected senior vernacular teachers have been given a year's course of training at the Agricultural College, Lyallpur.

58. On this firm foundation the *Punjab* Government have widened the course of vernacular middle schools:

"Rural science (a composite subject embracing agriculture, science, village sanitation, co-operative and elementary civics) has recently been provided as an alternative to English at the Vernacular Final Examination.... The inclusion of this subject may

<sup>1</sup> Bombay, page 106.

<sup>2</sup> Punjab, page 86.

well be regarded as a far-reaching reform. Its study will not only equip a pupil with what he should know as an intelligent and useful member of the village community, but will also facilitate his return to his ancestral vocation of farming."<sup>1</sup>

The ground has been carefully prepared, as reform of this nature should "begin with the teacher and end with the text-book". Unless the teachers understand the spirit of the New Learning, the subject will be studied merely from text-books and without relation to practical realities. In order to meet this danger, the training given to vernacular teachers has been revolutionised and is now closely related to village conditions.

59. Improvement and expansion of vernacular middle schools, however, should be regarded only as a beginning of a constructive policy for the regeneration of the countryside :

"What India needs more than anything to-day is a new and wider system of education, a system which will be in harmony with village conditions and requirements, which will train up boys and girls desirous of remaining a part of the village and of spending lives of service to the progress of the countryside".<sup>2</sup>

As an illustration of what is being done and of what can be done, a short account of the activities and ideals of the Vernacular Middle and Training School at Moga, Punjab, will not be irrelevant. This institution is maintained by the American Presbyterian Mission and includes, in addition to the ordinary classes of a vernacular middle school, a training class for village teachers.

The Principal has described the main purpose of this institution as being

"to provide an education arising out of the child's experience and environment, to use his natural impulses with the object of inspiring and preparing him for real community service. Our object is to encourage him to see not only the present needy condition of the village but also what the village and his own people might become, and to realise that he has a peculiar responsibility and privilege in the light of his training to go back and help in their uplift. We cannot claim to have accomplished this objective, but several things have been achieved. We have succeeded in getting our boys to go back to the villages; and there is in them an enthusiastic desire to give their time and strength for the improvement of their people."

The promising achievements of this institution received high commendation from the Royal Commission on Agriculture :

"We cannot leave the subject of the teacher and his training without referring to a movement, which offers bright hopes of escape from the difficulties which clog the progress of education. The new scheme for training teachers, which has been worked out by the American Presbyterian Mission at Moga, has been adopted and extended by the Punjab Education Department and now prevails in every training institution for vernacular teachers in the province. The teachers are trained in community work and service; they are taught to participate in the healthful activities of village life and to put their hands to practical use. If, in the past, the deficiencies of the teacher have been an important cause of the failure of the expensive efforts to spread primary education, it may well be that the training of his successor on new lines may prove to be an important factor in achieving success. This system of training at Moga is but one example of the valuable pioneering and experimental work accomplished by missions, to which education in India owes so great a debt."<sup>3</sup>

<sup>1</sup> Punjab University Enquiry Committee's Report, pages 86-87.

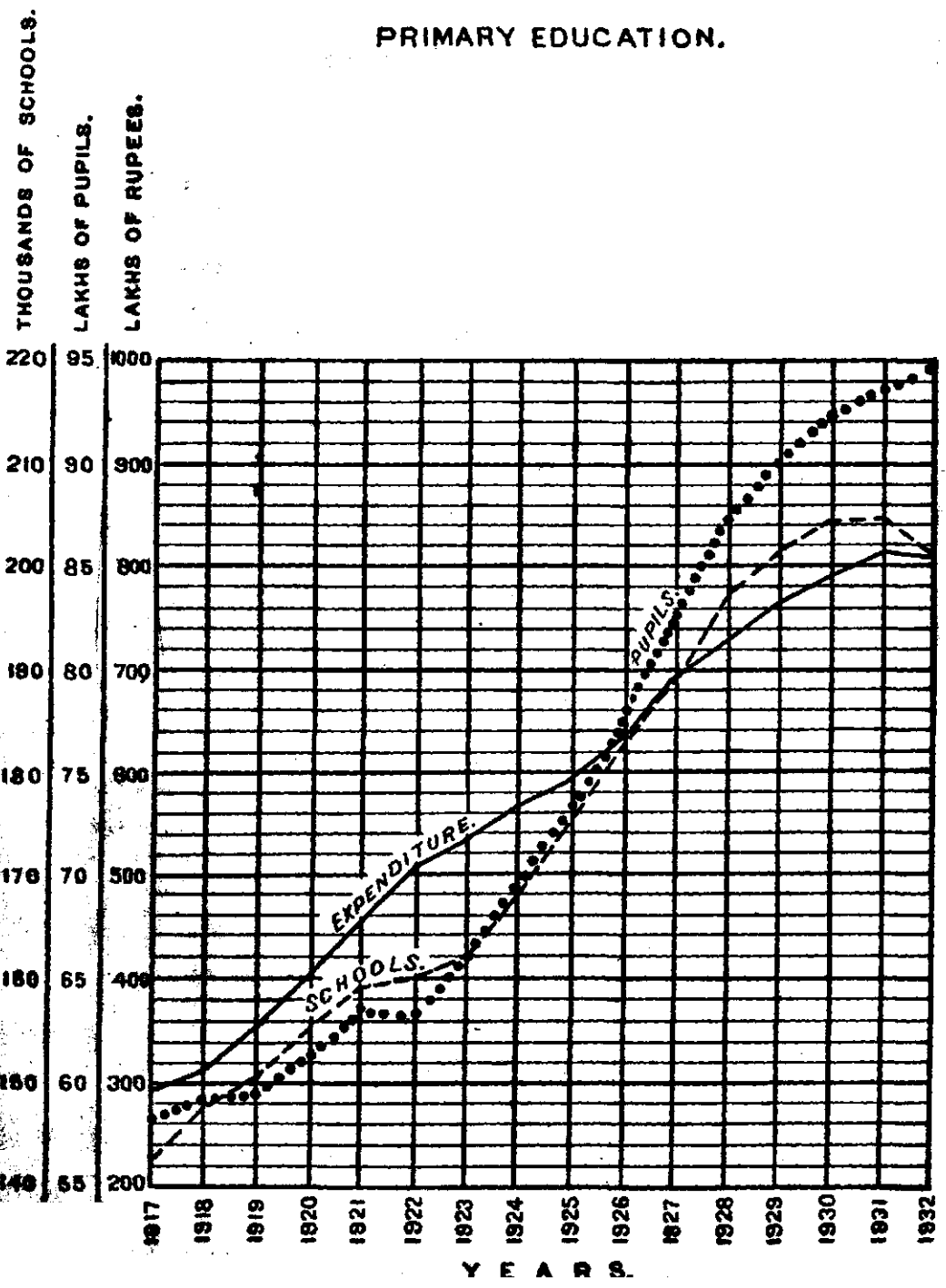
<sup>2</sup> *Christian Education in India*, by Sir George Anderson and Bishop Whitehead (Messrs. Macmillans), page 104.

<sup>3</sup> Agriculture Commission's Report, page 528.

This form of training suggests infinite possibilities for expansion. If village teachers can be trained, as they have been trained successfully, in their own surroundings for rural reconstruction, it should also be possible to provide training on similar lines for the many others, whose duty it will be to serve the village in a number of different ways. Village boys and girls, who have once left the village for their education in the towns, do not, and cannot reasonably be expected to, return to serve the villages; how then, can the villagers save themselves by their own initiative? The example of Moga and of the other places where work of this type is being attempted has provided the key to the solution of this problem.

FIG. 7.

PRIMARY EDUCATION.





## CHAPTER V.

## PRIMARY EDUCATION OF BOYS.

(i) *Statistical difficulties.*

This chapter is concerned with the primary education of boys ; that of girls will be discussed later.

It is difficult to collect reliable statistics regarding primary education owing to complications in the statistical tables.

All vernacular education in *Madras* and *Bombay* is regarded as ' primary ' with the result that pupils in the upper classes of vernacular schools, who in other provinces would be enrolled in middle schools, are classified as ' primary '. In consequence, the number of primary pupils and the cost of primary education appear larger in these two provinces than they actually are in comparison with other provinces.

A second, though reverse, complication arises from the classification of pupils enrolled in primary departments of secondary schools as ' secondary ', which causes the number of primary schools and pupils and the cost of primary education to appear less than they actually are, especially in the *Punjab* and *North-West Frontier Province*.

It has been the deliberate policy in these two provinces to refrain from making large increases in the number of primary schools and to depend rather on improving the status of primary schools by adding two classes to the better attended and more efficient primary schools and by thus converting them into lower middle schools (with six classes). As soon as the status of a primary school is thus raised, not only do the pupils in the two upper classes but also those in primary classes become automatically classified as ' secondary ', and the cost of the whole institution, primary classes included, is debited to ' secondary ' education. The confusion thereby created will be gauged by the fact that approximately half the number of primary pupils in these two provinces receive their primary education in primary departments of secondary schools.

A similar complication obtains in *Bengal*, but on account of a very different reason. Whereas in the *Punjab* and *North-West Frontier Province* the enrolment and cost of secondary education are swollen by the inclusion of primary departments of vernacular middle schools, the same process is carried out in *Bengal* by the inclusion of primary departments of secondary English schools, of which there are a far larger number than in other provinces. Indeed, the *Bengal* report claims that literates have usually received their primary education in primary departments of English secondary schools.

The duration of the primary course also varies between provinces. Whereas in some provinces the primary stage contains only four, in others it includes five classes ; and, as has already been stated, eight classes in many schools in *Madras* and *Bombay*. Attention is invited to the diagram facing page 26.

A further complication is caused by including girls reading in boys' schools in the enrolment of these schools and by excluding boys reading in girls' schools. This practice vitiates still further the value of statistical tables, especially in *Madras* and *Burma* where co-education has been extended far more widely than in other provinces.

(ii) *Schools and their distribution.*

2. The following Tables give the total number of recognised primary schools for boys in British India and the provinces, but exclude from calculation primary departments of secondary schools.

TABLE XLIX.

*Number of recognised primary schools for boys, 1917—1932.*

| Year.               | Primary schools for boys. | Pupils (boys and girls) in primary school for boys. |
|---------------------|---------------------------|---|
| 1916-17             | 124,081                   | 5,188,411   |
| 1921-22             | 137,437                   | 5,543,437   |
| 1926-27             | 162,666                   | 7,290,546   |
| 1931-32             | 168,835                   | 8,155,647   |
| Increase in 1921-22 | 13,356                    | 355,026   |
| Increase in 1926-27 | 25,229                    | 1,747,109   |
| Increase in 1931-32 | 6,169                     | 865,101   |

TABLE L.

*Number of recognised primary schools for boys, by provinces.*

| Province.                    | 1927.  | 1932.  | Increase (+) or decrease (-) |
|------------------------------|--------|--------|------------------------------|
| Madras                       | 46,389 | 46,692 | +303                         |
| Bombay                       | 12,313 | 13,110 | +797                         |
| Bengal                       | 38,197 | 43,724 | +5,527                       |
| United Provinces             | 18,818 | 19,760 | +941                         |
| Punjab                       | 5,912  | 5,611  | -301                         |
| Burma                        | 3,913  | 4,128  | +215                         |
| Bihar and Orissa             | 27,457 | 25,124 | -2,333                       |
| Central Provinces            | 4,180  | 4,152  | -27                          |
| Assam                        | 4,277  | 5,259  | +982                         |
| North-West Frontier Province | 547    | 597    | +50                          |

The following Table shows the agency by which primary schools are maintained. Whereas in most provinces they are generally maintained by local bodies, in *Madras*, *Bengal*, *Burma* and *Bihar* a very large number are under private management. This renders it more difficult to make a satisfactory distribution of schools in the latter provinces.

TABLE LI.

*Primary schools for boys by management, 1931-32.*

| Province.                     | Government. |         | District Board. |         | Municipal Board. |         | Aided.   |           | Unaided. |         | Total.   |           |
|-------------------------------|-------------|---------|-----------------|---------|------------------|---------|----------|-----------|----------|---------|----------|-----------|
|                               | Schools.    | Pupils. | Schools.        | Pupils. | Schools.         | Pupils. | Schools. | Pupils.   | Schools. | Pupils. | Schools. | Pupils.   |
| Madras .. ..                  | 1,686       | 74,638  | 15,650          | 844,852 | 1,116            | 122,148 | 27,564   | 1,200,999 | 676      | 23,323  | 46,692   | 2,265,960 |
| Bombay .. ..                  | 31          | 3,755   | 9,523           | 623,908 | 1,156            | 222,794 | 2,232    | 119,327   | 168      | 6,082   | 13,110   | 975,866   |
| Bengal .. ..                  | 83          | 3,620   | 3,954           | 188,410 | 257              | 30,084  | 34,725   | 1,302,585 | 4,795    | 157,804 | 43,724   | 1,682,503 |
| United Provinces ..           | 14          | 1,039   | 14,533          | 884,887 | 809              | 93,446  | 4,287    | 151,820   | 126      | 5,457   | 19,769   | 1,136,649 |
| Punjab .. ..                  | 15          | 1,314   | 4,191           | 260,943 | 313              | 52,164  | 1,003    | 63,547    | 89       | 3,902   | 5,611    | 386,870   |
| Burma .. ..                   | 28          | 1,507   | 15              | 809     | 8                | 971     | 4,077    | 252,420   | ..       | ..      | 4,128    | 255,707   |
| Bihar and Orissa ..           | 12          | 699     | 2,909           | 150,757 | 379              | 22,343  | 19,170   | 586,229   | 2,654    | 60,745  | 25,124   | 890,773   |
| Central Provinces ..          | 3           | 412     | 3,471           | 223,169 | 498              | 61,166  | 132      | 10,712    | 138      | 5,787   | 4,152    | 301,246   |
| Assam .. ..                   | 274         | 7,777   | 3,747           | 196,153 | 40               | 4,647   | 690      | 20,392    | 508      | 18,761  | 5,259    | 247,730   |
| North-West Frontier Province. | ..          | ..      | 561             | 25,458  | 19               | 3,301   | 13       | 1,524     | 4        | 385     | 597      | 30,668    |

3. At first sight these figures are disappointing. An increase of only 6,169 primary schools in the whole of British India, as contrasted with one of 25,229 in the previous quinquennium and with one of 13,356 in the quinquennium of 1917-22, indicates the quantitative set-back caused by financial depression; a more detailed examination of the figures, however, shows that in many provinces the primary system has been placed on a more effective and economical foundation than obtained five years ago.

The decrease of 301 primary schools in the *Punjab* is more than compensated by the conversion of 895 primary into lower middle schools. This should lead to a further strengthening of the position.

Another province showing an actual decrease is the *Central Provinces*, where the financial depression has probably been felt more acutely than elsewhere. The report takes consolation in the thought that "inefficient schools have been removed from the struggle"<sup>1</sup>, and that "several schools with comparatively small enrolment have been closed". This should make for increased efficiency as well as economy.

By far the largest decrease has been in *Bihar* where the number of boys' primary schools is 2,333 less than it was five years ago. During the comparatively prosperous years at the beginning of the quinquennium "many boards and individuals opened schools more rapidly than was prudent."<sup>2</sup> The effect of retrenchment, however, has been salutary as the majority of schools which have disappeared were unaided institutions, a type of school which is usually ineffective in the reduction of illiteracy. According to the report, "superfluous schools are dropping out and the pupils are joining other schools."<sup>3</sup>

This reduction has been due also to deliberate policy. "Many district boards hold the view that money spent on middle and upper-primary schools is more likely to be well-spent than money spent on schools which may never make their pupils really literate." Whereas the number of lower primary schools (with only three classes) has been reduced by 2,806, that of upper primary schools has been increased by 472; whereas again the number of stipendiary schools decreased by 1,692 and of unaided schools by 1,328, that of primary schools maintained by local bodies increased by 788. Given a continuance of this wise policy, this province, in spite of its limited financial resources, may yet recover from the unfortunate legacy which it received at the time of its inception.

Another province which has suffered severely from financial depression is *Bombay*, yet the number of additional schools was as high as 797, as against 1,143 in the previous quinquennium. It is doubtful whether, with its depleted finances, this province can afford to multiply its primary schools at so rapid a pace, especially when other aspects of education need prior attention. It is satisfactory at any rate that the lion's share of this increase went to the hitherto backward area of *Sind* and thus brought about a larger measure of equality between the several parts of the Presidency.

<sup>1</sup>C. P., page 42.

<sup>2</sup>B. & O., page 51.

<sup>3</sup>B. & O., page 52.

The *Assam* report suggests that "it is useless to formulate schemes for which the provincial exchequer cannot allot funds", and that "it is possible to secure efficiency and even expansion by overhauling the existing system."<sup>1</sup> In spite of these sentiments the number of primary schools increased by 882 as against 440 in the previous quinquennium.

The position in the *United Provinces* is satisfactory to the extent that 15,356 out of a total of 19,769 primary schools are under public management; of the remainder 4,287 are aided and only 126 are unaided. The decline of schools under private management is not a cause for regret: "With a few exceptions, these schools are ill-equipped and ill-housed.... They have done little to remove illiteracy. Managers are indifferent; their interest begins and ends with the starting of such schools, which they are confident will be converted into district board schools as soon as a member of their party or constituency is returned to the district board."<sup>2</sup> The best that can be said of these schools is that "they serve a purpose in preparing the way for a better school and in accustoming people to the school-going habit." It is doubtful whether they justify even the small expenditure incurred by them.

The position in *Burma* differs materially from that of other provinces in that a very large number of primary pupils receive their education in unrecognised institutions, which are ordinarily of a monastic type. In 1931-32, there were 4,128 recognised primary schools (with a total enrolment of 255,707 pupils) as against 18,128 unrecognised primary schools (with a total enrolment of 200,851 pupils).

Grants have been given during the quinquennium to local authorities towards the creation of primary schools in backward areas, but the amount of these grants was curtailed later on account of financial shortage: "Lack of suitable buildings has interfered with the success of the scheme, for bad buildings usually mean bad schools, but the new policy has effected a more equitable and extensive distribution of schools and expenditure and has also improved our quinquennial statistics."<sup>3</sup> A better type of school is thus being substituted for schools of an inferior type. Whereas "the number of lower primary schools showed a striking decrease from 699 to 286 and their enrolment from 29,957 to 13,980, the number of upper primary schools increased from 3,814 to 4,461 and their enrolment from 208,067 to 276,513 pupils". This province has also embarked on a well-devised policy of sustained improvement.

An increase of only 303 boys' primary schools in *Madras* as against one of 12,754 in the previous quinquennium is at first sight disappointing, but the report gives cause for optimism:

"Though the number of schools decreased between 1930 and 1932 by 3,772, the number of pupils increased by 7,399. That the strength of schools is not in simple ratio to the number of schools is further seen from the fact that while the net increase in the number of schools between 1927 and 1932 was only 303, the increase in the number of pupils was as much as 339,159. .... While the steady increase in the number of schools between 1920-30 was the result of the encouragement given by Government in these years to the starting of schools, the decrease in their number since 1930 is due to the prevailing financial stringency, and also to the strength which the movement in favour of a redistribution of schools has gathered since 1930."<sup>4</sup>

<sup>1</sup>Assam, page 31.<sup>2</sup>U. P., page 65.<sup>3</sup>Burma, page 21.<sup>4</sup>Madras, pages 81-82.

4. These statistics and opinions afford good grounds for the belief that an indiscriminate multiplication of primary schools is not attended by a commensurate increase in enrolment. This view is now shared by most provincial governments, and the general slackening of effort in creating new schools has been due not only to the need of retrenchment, but also to the belief that a wiser distribution of schools will be more effective. The much lamented retrenchment has not therefore been altogether an unmixed evil and may yet prove to have been the harbinger of a more fruitful system of primary education.

5. There are two provinces, *Bengal* and the *North-West Frontier Province*, whose position, while differing materially from each other, requires special notice.

The Hartog Committee were critical of the inequitable distribution of primary schools throughout India, especially in *Bengal*. The Committee quoted the memorandum of the Bengal Government that "primary schools are distributed so unequally that there are large areas without a school, while in others there are many tiny schools indulging in cut-throat competition."<sup>1</sup> A Bengal inspector was also quoted as having written that primary schools "are usually started by needy teachers who regard them as their personal property. Party faction also plays an important part in establishing rival schools in areas where there are already thriving schools."<sup>1</sup>

The Committee observed that "there are in Bengal very large numbers of boys who come for a few months or for a year or two and then leave before they have had any opportunity of becoming literate." According to the 'wastage' figures, the percentage of boys enrolled in Class I in 1922-23 who reached Class IV in 1925-26 was only eleven, a considerably lower percentage than in any other province. The effect was that "in spite of the addition of nearly 11,000 new schools and of an increased enrolment of nearly 370,000 pupils (between 1917 and 1927), the number of pupils who reach Class IV has actually declined. The additional literates added to the population each year (without allowing for the death of existing literates) represent only 0.21 per cent. of the total population."<sup>2</sup>

6. Five years later, the Bengal report reveals a similar situation, but the note of depression is even more pronounced. The provision of primary schools has been examined from several aspects :

"By the last census the total number of males of school-going age was 3,906,254, and the number of boys in primary schools was 1,596,866 in 1931-32; that is, 40.8 per cent. of those who should be at school were actually there. If we take all the boys in the primary stage (by including those enrolled in the primary departments of secondary schools), the percentage is as high as 45.6. The actual strength of a primary school was 38.4 in 1931-32 (as against 36.6 in 1926-27). There is no reason, however, why a school should not include 70 or 80 pupils, given sufficient accommodation and the necessary teachers. If each school could double its numbers, there would be practically universal education for boys."

"The question can be approached from another angle. In 1931-32, there were 957,406 boys in Class I. The normal proportion of decrease from class to class may be reckoned at a sixth, which would include the incidence of mortality as well as the losses resulting from other causes. On this basis, taking 100 as the strength of the first class, there should be

<sup>1</sup> Hartog Report, page 53.

<sup>2</sup> Hartog Report, page 59.

359 in the first five classes, provided there is no abnormal wastage or stagnation. Thus, if boys who join the infant class remain at school for five years, there would be 3,437,000 pupils in the primary classes, or 88 per cent. of the male school-going population."<sup>1</sup>

The report concludes that "the problem is not so much how to provide more school units or to draw children to school, but how to retain them until they are literate and how to give them efficient instruction. It is a problem of quality, not of quantity. . . . Nothing is more melancholy than the amount of time and money wasted in the past on schemes and efforts that have not appreciably increased literacy and have proved largely infructuous. . . . The mere expenditure of money cannot solve the fundamental problems of primary education, unless it is spent according to some well-considered scheme based on faith and courage as well as on the experience and experiments of the past."<sup>2</sup>

In face of these opinions and figures, "the number of boys' primary schools in Bengal increased during the period from 38,187 to 43,718, an increase of 5,531 as against 2,572 schools in the previous quinquennium. The rate of increase, therefore, has been twice as rapid as before; and it would have been even greater but for the reduction of educational expenditure."<sup>3</sup> Thus, in spite of the opinion expressed in the report that "there are about twice the number of primary schools as are actually necessary", the number of additional primary schools in Bengal has been considerably greater than that of all other provinces put together.

7. The position and policy of the *North-West Frontier Province* differ markedly from those in Bengal. Whereas Bengal has a vast population, mainly resident in villages at very little distance one from another, the Frontier Province is sparsely populated. Whereas Bengal has a long history of education behind it, the Frontier Province has suffered from a late start and has much lee-way to make up. While the problem of Bengal is to correct the mistakes of the past, that of the Frontier Province is to build up a bold policy of future progress, free from the 'wastage' and errors which are so prevalent elsewhere in India.

The Education Minister has expounded his policy in the following words :

"The Education Department deserves gratitude for the progress already made, but a long road lies before us. It is not so much an increase in the number of schools, whether primary or secondary, that is required (entailing, as it does, an increase in the number of those who acquire the elements and then relapse into illiteracy) as an improvement in the quality of the education imparted, especially with respect to the utility in the daily lives of those who receive it. Our aim should now be to consolidate our work and to place it on a sounder basis."<sup>4</sup>

8. The Frontier Province has striven to develop its primary system of education in accordance with these ideals. The main object has been to strengthen the system by improving the status and efficiency of the better primary schools as well as to increase the number of primary schools. Indeed, in very recent years "more attention has been given to raising the status of institutions than to the opening of new schools". The original programme has been further modified to the extent that, in place of starting new primary schools, the money saved has been wisely utilised for the employment

<sup>1</sup> Bengal, page 22.

<sup>2</sup> Bengal, pages 22 and 31;

<sup>3</sup> Bengal, page 20.

<sup>4</sup>N.-W. F. P. (Resolution), page 4;

of additional teachers in existing schools where the enrolment exceeded forty. Thus, an excessive number of single-teacher schools has been avoided.

A closer scrutiny of the figures reveals promising developments. The number of primary schools has risen only from 547 to 597, but this small increase is fully compensated by an increase in the number of lower middle schools (with six classes) from 73 to 160; and by that of full middle schools (with eight classes) from 33 to 39. A result of this policy is that 26,453 out of 57,121 primary pupils are enrolled in primary departments of secondary schools.

The fruits of this policy are evident. Whereas there are in Bengal an unknown number of lower primary three-class schools (the Hartog Committee estimated the number at 39,000 in 1927), there are none in the Frontier Province. Whereas there are only 54 vernacular middle schools in Bengal, there are already 199 such schools (inclusive of lower middle schools) in the Frontier Province. Whereas the average enrolment of a primary school in Bengal is 38·4, that in the Frontier Province is 51·4 in spite of the fact that most of the well-attended primary schools have been converted into middle schools and have thereby been removed from calculation. Whereas the percentage of boys in Bengal in Class I who reach Class IV in the normal period of time was only 13 in 1932, that in the Frontier Province rose from 12 to 18 during the quinquennium. Finally, whereas the percentage of trained teachers in primary schools in Bengal was 28·1 in 1932, that in the Frontier Province was 57·6 in the same year; and the percentage would have been even higher had the teachers in primary departments of secondary schools been taken into calculation.

9. A valuable test of an economical distribution of schools is their average enrolment.

TABLE LII.

*Average enrolment of primary schools (for boys).*

| Year.           | Number of primary schools. | Enrolment. | Average enrolment. |
|-----------------|----------------------------|------------|--------------------|
| 1916-17 .. .. . | 124,081                    | 5,188,411  | 41·8               |
| 1927-22 .. .. . | 137,437                    | 5,543,437  | 40·3               |
| 1926-27 .. .. . | 162,666                    | 7,290,546  | 44·8               |
| 1931-32 .. .. . | 168,835                    | 8,155,647  | 48·3               |



Thus, the average enrolment in 1932 was higher than in previous quinquennia. It should also be borne in mind that new primary schools are usually located in small villages where a high enrolment cannot be expected. Still, after making all possible allowances, the figures are disappointing. Unless enrolment is materially enhanced, there is little prospect of an effective system of primary education in India. Low enrolment shows that large numbers of boys do not take advantage of existing facilities; it also follows that a very large proportion of primary schools are single-teacher institutions.

10. The provincial statistics are of importance :

TABLE LIII.

*Average enrolment of primary schools, by provinces.*

| Province.                            | Number of primary schools in 1932. | Total enrolment in 1932. | Average enrolment in 1927. | Average enrolment in 1932. |
|--------------------------------------|------------------------------------|--------------------------|----------------------------|----------------------------|
| Madras .. .. .                       | 46,692                             | 2,265,960                | 43                         | 48                         |
| Bombay .. .. .                       | 13,110                             | 975,866                  | 69                         | 74                         |
| Bengal .. .. .                       | 43,724                             | 1,682,503                | 37                         | 38                         |
| United Provinces .. .. .             | 19,769                             | 1,136,649                | 55                         | 57                         |
| Punjab .. .. .                       | 5,611                              | 386,870                  | 66                         | 69                         |
| Burma .. .. .                        | 4,128                              | 255,707                  | 53                         | 62                         |
| Bihar and Orissa .. .. .             | 25,124                             | 820,773                  | 32                         | 32                         |
| Central Provinces .. .. .            | 4,152                              | 301,246                  | 64                         | 72                         |
| Assam .. .. .                        | 5,259                              | 247,730                  | 46                         | 47                         |
| North-West Frontier Province .. .. . | 597                                | 30,668                   | 57                         | 51                         |

These figures should be read with caution. In *Madras* and *Bombay* primary schools often include what are regarded elsewhere as middle classes and therefore the average enrolment should have been higher. On the other hand, an average enrolment of 69 in the *Punjab* and of 51 in the *North-West Frontier Province* is generally satisfactory, especially when it is remembered that the better-attended primary schools have been converted into middle schools and have thereby been removed from calculation.

The comparatively high figure of 72 (as against 64 five years previously) in the *Central Provinces* is very creditable, but the provision of education

in smaller villages may still lie before that province, a task which also confronts the North-West Frontier Province.

An average enrolment of 38 (as against one of 37 in the previous quinquennium) in *Bengal* is unsatisfactory, especially when the close contiguity of villages is taken into consideration. This very low enrolment confirms the impression that there has been a reckless multiplication of schools with very little consideration for the expansion and improvement of existing schools in this province.

The lowest average enrolment is in *Bihar* which shows only a nominal improvement on the unsatisfactory figures of 1922-27. This is an additional reason for continuing the policy of concentration, which has already been discussed.

(iii) *Enrolment.*

11. Table XLIX has shown an increase of 865,101 pupils as against one of 1,747,109 in the previous quinquennium and of 355,026 in the quinquennium of 1917-22; but these figures include girls reading in boys' schools and exclude boys reading in girls' schools and in primary departments of secondary schools. The following Table gives the number of boys in primary schools, whether for girls or for boys.

TABLE LIV.

*Enrolment of primary schools for boys showing the number of boys, girls' schools and that of girls reading in boys' schools.*

| Year.       | Pupils in primary schools for boys. | Boys in primary schools for boys. | Girls in primary schools for boys. | Boys in primary schools for girls. | Total number of boys in all primary schools. |
|-------------|-------------------------------------|-----------------------------------|------------------------------------|------------------------------------|--|
| 1926-27 ..  | 7,290,546                           | 6,676,347                         | 614,199                            | 31,132                             | 6,707,479                                    |
| 1931-32 ..  | 8,155,647                           | 7,324,423                         | 831,224                            | 52,834                             | 7,377,257                                    |
| Increase .. | 865,101                             | 648,076                           | 217,025                            | 21,702                             | 669,778                                      |

These modified figures are vitiated by the exclusion of boys reading in primary departments of secondary schools. The following Table is of value in estimating the extent in which primary departments of secondary schools provide primary education, but it is defective in that girls reading in boys' schools are included and boys reading in girls' schools are excluded.

TABLE LV.

*Pupils in the primary stage.*

| Year.                       | In primary schools for boys. | In secondary schools for boys. | Total.    |
|-----------------------------|------------------------------|--------------------------------|-----------|
| 1916-17 .. .. .             | 5,188,411                    | 504,418                        | 5,692,829 |
| 1921-22 .. .. .             | 5,543,437                    | 491,119                        | 6,034,556 |
| 1926-27 .. .. .             | 7,289,968                    | 862,018                        | 8,151,986 |
| 1931-32 .. .. .             | 8,154,462                    | 989,608                        | 9,144,070 |
| Increase in 1921-22 .. .. . | 355,026                      | -13,299                        | 341,727   |
| Increase in 1926-27 .. .. . | 746,531                      | 370,899                        | 2,117,430 |
| Increase in 1931-32 .. .. . | 864,494                      | 127,590                        | 992,084   |

A fresh attempt is now made to arrive at more satisfactory figures. For the purpose of the following Table, the 'primary stage' is arbitrarily judged to consist of five classes; the detailed figures have been drawn from General Table IV-A in the second volume of this Review.

TABLE LVI.

*Enrolment of boys in Classes I—V of recognised primary schools or departments.*

| Province.                                       | 1927.     | 1932.     | Increase (+) or decrease (-). |
|---|-----------|-----------|-------------------------------|
| Madras .. .. .                                  | 2,015,265 | 1,925,356 | -89,909                       |
| Bombay .. .. .                                  | 785,243   | 797,500   | +12,257                       |
| Bengal .. .. .                                  | 1,587,101 | 1,781,050 | +193,949                      |
| United Provinces .. .. .                        | 987,907   | 1,101,064 | +113,157                      |
| Punjab .. .. .                                  | 772,830   | 862,234   | +89,604                       |
| Burma .. .. .                                   | 349,889   | 265,438   | -84,451                       |
| Bihar and Orissa .. .. .                        | 921,422   | 820,231   | -101,191                      |
| Central Provinces .. .. .                       | 332,110   | 344,902   | +12,792                       |
| Assam .. .. .                                   | 231,861   | 246,883   | +15,022                       |
| North-West Frontier Province .. .. .            | 48,895    | 60,886    | +11,991                       |
| British India (including minor administrations) | 8,182,375 | 8,270,494 | +88,119                       |

*N.B.*—The figures for 1927 are not strictly comparable with those for 1932 as the former include girls reading in boys' schools. This explains the deficits in Madras and Burma.

Educational progress has been much hampered by economic distress. The serious fall in agricultural prices has adversely affected, in particular, the rural classes. In many parts of India the position became so precarious that children have been kept at home in order to add, however slightly, to the family income.

12. Table LVI provides a sound basis for calculating the percentage of the male population which is at school in a primary stage of five school classes.

The Hartog Committee first calculated the school-going population on the basis of fourteen per cent. of the total population.

TABLE LVII.

*Male population of school-going age by provinces (14 per cent of the total population) in thousands.*

| Provinces.                   | Total male population (in millions). | Male population of school-going age (in thousands). |       |       |
|------------------------------|--------------------------------------|---|-------|-------|
|                              |                                      | 1911.   | 1921. | 1931. |
| Madras .. .. .               | 23·0                                 | 2,854   | 2,922 | 3,231 |
| Bombay .. .. .               | 11·5                                 | 1,436   | 1,425 | 1,610 |
| Bengal .. .. .               | 26·0                                 | 3,271   | 3,381 | 3,645 |
| United Provinces .. .. .     | 25·4                                 | 3,424   | 3,330 | 3,562 |
| Punjab .. .. .               | 12·8                                 | 1,508   | 1,583 | 1,803 |
| Burma .. .. .                | 7·4                                  | 866   | 946   | 1,048 |
| Bihar and Orissa .. .. .     | 18·7                                 | 2,360   | 2,347 | 2,631 |
| Central Provinces .. .. .    | 7·7                                  | 970   | 973   | 1,086 |
| Assam .. .. .                | 4·5                                  | 486   | 555   | 635   |
| North-West Frontier Province | 1·3                                  | 165   | 172   | 184   |

The Committee were then in a position to calculate the percentage of the male population of school-going age who are at school on the basis of the number "of all pupils in primary stages, minus all girls in all institutions". The figures for 1932 in the Table below have been based on the number of boys in Classes I—V of all recognised institutions (primary schools and primary departments), as shown in General Table IV-A and given above.

TABLE LVIII.

*Percentage of male population of school-going age, receiving instruction in Classes I—V, by provinces.*

| Province (with male population in millions).     | 1917. | 1922. | 1927. | 1932. |
|--|-------|-------|-------|-------|
| Madras (23·0) .. ..                              | 39·2  | 42·5  | 59·0  | 59·6  |
| Bombay (11·5) .. ..                              | 37·2  | 45·1  | 49·2  | 49·6  |
| Bengal (26·0) .. ..                              | 39·8  | 37·2  | 45·1  | 48·8  |
| United Provinces (25·4) ..                       | 19·2  | 23·1  | 30·5  | 30·9  |
| Punjab (12·8) .. ..                              | 20·5  | 23·9  | 44·7  | 44·0  |
| Burma (7·4) .. ..                                | 28·2  | 20·9  | 23·0  | 24·1  |
| Bihar and Orissa (18·7) ..                       | 25·7  | 26·3  | 37·3  | 31·2  |
| Central Provinces (7·7) ..                       | 29·1  | 27·3  | 30·7  | 30·3  |
| Assam (4·5) .. ..                                | 36·5  | 29·5  | 36·4  | 38·9  |
| North-West Frontier Province (1·3).              | 19·2  | 21·6  | 28·4  | 30·8  |
| British India (including minor administrations). | 30·3  | 31·5  | 42·1  | 42·2  |

Thus, Madras has gone considerably further than half-way; Bombay, Bengal and the Punjab have nearly gone half-way; the other provinces have still far to go before they reach half-way.

13. Greater attention is now being paid to improving average attendance. Where compulsory education has been introduced and properly applied, an almost immediate result has been an improvement in attendance together with a corresponding increase in the effectiveness of the schooling.

In boys' primary schools in British India, the percentage of average attendance to the total number of pupils enrolled in schools has increased to 79·1 in 1932 from 77·8 in 1927 and from 76·1 in 1922. This increase may appear small at first sight, but it is being steadily maintained; in view of the difficulties peculiar to the last quinquennium, it is at least indicative of improvement.

*(iv) Expenditure.*

14. Expenditure figures are vitiated by the exclusion of the cost of primary departments of secondary schools, which are debited to secondary education. In Madras and Bombay the cost of primary education is high in comparison with other provinces by the fact that, as already stated, it includes the cost of the higher vernacular classes. The cost of educating girls in primary schools for boys is debited to boys' education.

TABLE LIX.

*Expenditure on primary schools for boys.*

| Year.                            | Expenditure from  |              |           |                | Total.      |
|----------------------------------|-------------------|--------------|-----------|----------------|-------------|
|                                  | Government funds. | Board funds. | Fees.     | Other sources. |             |
|                                  | Rs.               | Rs.          | Rs.       | Rs.            | Rs.         |
| 1921-22 ..                       | 2,33,98,645       | 1,14,68,604  | 46,31,758 | 38,48,437      | 4,33,47,444 |
| 1926-27 ..                       | 3,04,69,306       | 1,81,25,265  | 49,89,370 | 56,36,385      | 5,92,20,326 |
| 1931-32 ..                       | 3,41,12,891       | 2,26,16,976  | 48,86,823 | 64,81,479      | 6,80,98,169 |
| Increase between 1922 and 1927.. | 70,70,661         | 66,56,661    | 3,57,612  | 17,87,948      | 1,58,72,882 |
| Increase between 1927 and 1932.. | 36,43,585         | 44,91,711    | -1,02,547 | 8,45,094       | 88,77,843   |

TABLE LX.

*Expenditure on primary schools for boys, by provinces.*

| Province.                                       | 1927.       | 1932.       | Increase. |
|---|-------------|-------------|-----------|
|   | Rs.         | Rs.         | Rs.       |
| Madras .. .. .                                  | 1,42,83,224 | 1,91,22,295 | 48,39,071 |
| Bombay .. .. .                                  | 1,63,56,585 | 1,67,65,007 | 4,08,422  |
| Bengal .. .. .                                  | 56,59,990   | 67,23,922   | 10,63,932 |
| United Provinces .. .. .                        | 78,49,243   | 89,03,340   | 10,54,097 |
| Punjab .. .. .                                  | 34,99,920   | 37,98,489   | 2,98,569  |
| Burma .. .. .                                   | 16,18,776   | 21,13,837   | 4,95,061  |
| Bihar and Orissa .. .. .                        | 51,06,941   | 51,94,858   | 87,917    |
| Central Provinces .. .. .                       | 29,09,144   | 30,96,389   | 1,87,245  |
| Assam .. .. .                                   | 10,21,936   | 12,22,269   | 2,00,333  |
| North-West Frontier Province .. .. .            | 3,23,310    | 3,84,304    | 60,994    |
| British India (including minor administrations) | 5,92,20,326 | 6,80,98,169 | 88,77,843 |

Thus, *Madras*, which is probably the most progressive province, has increased its expenditure by nearly Rs. 50 lakhs, while *Bihar* and the *Central Provinces*, which are backward, have scarcely been able to increase their expenditure at all. Bearing in mind its large enrolment, expenditure in *Bengal* is deplorably low. The comparatively small expenditure in the *Punjab* is explained by the fact that a large proportion of its expenditure was devoted to primary departments of secondary schools and has therefore been debited to secondary education.

15. The Table on page 22, which gives the average annual cost of educating a pupil in a primary school for boys is of particular interest. The cost in *Bombay* is high, even if the larger scope of primary education is taken into account. The low cost in *Bengal*, *Bihar* and *Assam* goes far to explain many adverse features which are discussed in this Review. Perhaps the most interesting significance of these figures is the comparatively high cost per pupil in *Minor Administrations*. That education should be more costly in a sparsely populated and backward area such as *Baluchistan* is not surprising, but it is for comment that the cost per pupil in *Delhi* and *Bangalore* should be so much higher than in most provinces.

(v) *Wastage.*

16. The previous sections of this chapter have been written in a spirit of restrained optimism. The position is still far from satisfactory, but there are signs of improvement. Reckless multiplication of schools has been checked, except in *Bengal* and *Assam* where the pace has been accelerated; upper primary schools are increasing in number at the expense of lower primary schools; the number of unaided and stipendiary schools is being reduced; average enrolment is improving; attendance is becoming more regular.

The question arises whether better results could not be achieved from the present expenditure on primary education. It has been suggested that an increase in the number of schools is not necessarily accompanied by a commensurate increase in the number of pupils; the question is now asked whether an increase in the number of pupils is necessarily followed by a commensurate reduction in illiteracy.

17. The Hartog Committee were pessimistic on this point: "Throughout the educational system there is waste and ineffectiveness. In the primary system which, from our point of view, should be designed to produce literacy and the capacity to exercise an intelligent vote, the waste is appalling. . . . The vast increase in numbers in schools has produced no commensurate increase in literacy, for only a small proportion of those in the primary stage reach Class IV, in which the attainment of literacy may be expected. In one province (*Bengal*), despite a very large increase in the number of primary schools and pupils and in expenditure, the number of pupils who reached Class IV was actually less by nearly 30,000 in 1927 than it was ten years previously."<sup>1</sup>

The Hartog Committee attributed this serious diminution of pupils between Classes I and IV mainly to two causes, 'wastage' and 'stagnation'. By 'wastage' was meant the premature withdrawal of pupils from school at any stage before the completion of the school course. By 'stagnation' was meant the retention in a lower class of a child for more than one year.

Wastage, stagnation and irregular attendance all tend to limit the spread of literacy. These three factors are not independent, but act and react on each other. The more irregular the attendance, the less progress is made by pupils and the greater their stagnation in the lower classes. Stagnation, again

<sup>1</sup> Hartog Report, page 345.

leads to wastage; owing to the poverty of the masses the length of time in which parents can afford to keep their children in school is limited. As soon as children reach an age when they become of economic value to the household they have to leave school, no matter what stage they may have reached in their education. It therefore follows that, if the maximum benefit is to be received from the money spent on primary education and on the time spent by the children at school, the attendance of pupils should be as regular as possible, thereby enabling them to obtain promotion from class to class in the shortest possible time before their assistance in family duties has become of economic value.

18. Provincial reports are fully alive to the seriousness of the situation.

In spite of its comparatively good statistical record, the *Central Provinces* are by no means satisfied. An inspector has stated that "the evil has passed the acute stage and has become deep-rooted and chronic. The system of primary education is ripe for detailed investigation". Another inspector attributes this unsatisfactory condition to "the general illiteracy and to lassitude on the part of teachers."<sup>1</sup>

*Bombay* is another province with a good statistical record, but is yet disturbed by these problems:

"The increasing expenditure on primary education, coupled with the decreasing percentage of pupils passing vernacular Standard IV (Class V), clearly points to the fact that a considerable portion of expenditure and effort is wasted. The data available are not sufficient to show how far this diminution year by year is due to wastage, stagnation or kindred causes. . . . The main causes are the large number of one-teacher schools, the utilisation of child labour in the crop season, the neglect of the infant classes by teachers in preference to pupils of the upper standards, the artificial swelling of attendance by headmasters to retain their special allowances, the admission of children below five years of age. Underlying all these factors is the ignorance or indifference of many parents who either allow their children to leave school or, pressed by poverty, use them as wage-earners. Moreover, in the handling of infant classes the level of training and technique is lower than in other parts of our educational system."<sup>2</sup>

The *Bengal* report is perhaps the most pessimistic:

"There is, first, the test of literacy. The least that a school can do is to make its pupils literate; if it does not do that, it has no justification. But literacy in Bengal, instead of spreading, is dwindling. In 1921, the percentage of literate males was 15.9; in 1931 it was only 15.75. . . . A child can scarcely become literate unless he has at least reached the fourth standard. But the number of pupils in Class IV in 1931 was only 118,771, and this included those in secondary as well as primary schools. This number is barely sufficient to make up for the losses caused by death among the literate population. Roughly speaking, the primary schools do not produce literacy."<sup>3</sup>

19. Certain mitigating circumstances must be taken into account. There is, first, a diminution in number from class to class due to natural causes such as death and illness, which are more prevalent in India than in most other countries. Again, a period of rapid expansion naturally results in an abnormal enlargement of Class I; and, as a consequence, a temporary disproportion between the numbers in Class I and the higher classes. Again, pupils are often admitted to the first class throughout the year; enrolment is thereby swollen towards the end of the year by late admissions. It is seldom that class promotion is gained by those who join school towards the end of the year.

<sup>1</sup> C. P., page 45.

<sup>2</sup> Bombay, page 104.

<sup>3</sup> Bengal, page 22.



Many provincial reports emphasise the extreme difficulty of reducing wastage in rural areas, in which recent expansion has mainly taken place.

The *Bengal* report suggests that "nearly a quarter of all male literates belong to the *bhadralok* classes, although they form only an eighteenth part of the whole population. . . . Most of these classes attend secondary schools from the very beginning of their school career and become literate; the backward classes and Muslims constitute the bulk of the pupils of primary schools and these rarely become literate. . . . Primary schools in town and country and rural secondary schools are the most wasteful."<sup>1</sup>

The *Bombay* report states that "in rural areas a large number even of those who pass the fourth standard relapse into illiteracy."<sup>2</sup>

20. In spite of these manifestations of depression there are signs of improvement; it is at least satisfactory that the magnitude of the evil is realised and that strenuous efforts are being made to combat it.

The following Table shows that, at long last, enrolment in Class I is less than half of the total enrolment in Classes I—V, but the percentages in *Bengal*, *Bihar*, *Burma* and the *Frontier Province* still exceed this amount.

TABLE LXI.

*Enrolment of boys in Classes I—V, 1931-32.*

| Province.  | Class I.  | Class II. | Class III. | Class IV. | Class V. | Total number of boys in Classes I—V. | Percentage of boys in Class I to total in Classes I—V. |
|--|-----------|-----------|------------|-----------|----------|--------------------------------------|--|
| Madras .. .. .                                   | 879,772   | 402,985   | 297,102    | 245,241   | 100,256  | 1,925,356                            | 46   |
| Bombay .. .. .                                   | 292,711   | 156,016   | 138,390    | 112,607   | 97,776   | 797,500                              | 37   |
| Bengal .. .. .                                   | 957,406   | 361,563   | 248,655    | 118,771   | 94,655   | 1,781,050                            | 54   |
| United Provinces                                 | 488,610   | 247,115   | 158,493    | 119,632   | 87,214   | 1,101,064                            | 44   |
| Punjab .. .. .                                   | 393,523   | 182,898   | 120,186    | 97,685    | 67,942   | 862,234                              | 46   |
| Burma .. .. .                                    | 147,069   | 44,584    | 34,381     | 26,661    | 12,743   | 265,438                              | 55   |
| Bihar and Orissa ..                              | 435,568   | 170,303   | 122,126    | 52,093    | 40,141   | 820,231                              | 53   |
| Central Provinces                                | 126,559   | 77,294    | 66,033     | 59,161    | 15,855   | 344,902                              | 37   |
| Assam .. .. .                                    | 94,847    | 46,489    | 42,245     | 34,194    | 29,108   | 246,883                              | 38   |
| North-West Frontier Province ..                  | 31,264    | 10,548    | 8,114      | 6,748     | 4,212    | 60,886                               | 51   |
| British India (including minor administrations). | 3,871,186 | 1,709,608 | 1,249,351  | 882,653   | 557,696  | 8,270,494                            | 47   |

21. The Hartog Committee collated the class enrolment in boys' primary schools which, read diagonally, showed the diminution between the several classes. The result of this investigation was disquieting: "The diminution is enormous. Out of every hundred pupils who were in Class I in 1922-23, only eighteen were reading in Class IV in 1925-26"<sup>3</sup>; and only eleven were reading in Class V in 1926-27.

<sup>1</sup> Bengal, pages 21-24.

<sup>2</sup> Bombay, page 104.

<sup>3</sup> Hartog Report, page 47.

TABLE LXII.

*Proportion of pupils in Classes I, IV and V in provinces.*(a).<sup>1</sup>

| Province.                                       | 1922-23.<br>Class I. | 1925-26.<br>Class IV. | 1926-27.<br>Class V. |
|---|----------------------|-----------------------|----------------------|
| Madras .. .. .                                  | 100                  | 26                    | 11                   |
| Bombay .. .. .                                  | 100                  | 41                    | 36                   |
| Bengal .. .. .                                  | 100                  | 11                    | 7                    |
| United Provinces .. .. .                        | 100                  | 18                    | 15                   |
| Punjab .. .. .                                  | 100                  | 25                    | 18                   |
| Burma .. .. .                                   | 100                  | 17                    | 9                    |
| Bihar and Orissa .. .. .                        | 100                  | 14                    | 9                    |
| Central Provinces .. .. .                       | 100                  | 16                    | 16                   |
| Assam .. .. .                                   | 100                  | 17                    | 6                    |
| British India (including minor administrations) | 100                  | 19                    | 11                   |

(b).

| Province.                                       | Number of boys in |           |            |           |          | Proportion of boys in |           |          |
|---|-------------------|-----------|------------|-----------|----------|-----------------------|-----------|----------|
|   | Class I.          | Class II. | Class III. | Class IV. | Class V. | Class I.              | Class IV. | Class V. |
|   | 1927-28.          | 1928-29.  | 1929-30.   | 1930-31.  | 1931-32. | 1927-28.              | 1930-31.  | 1931-32. |
| Madras .. .. .                                  | 902,832           | 384,689   | 288,685    | 236,775   | 100,256  | 100                   | 26        | 11       |
| Bombay .. .. .                                  | 272,183           | 145,277   | 131,747    | 108,684   | 97,776   | 100                   | 40        | 20       |
| Bengal .. .. .                                  | 885,807           | 341,786   | 246,754    | 130,393   | 94,655   | 100                   | 15        | 11       |
| United Provinces .. .. .                        | 537,732           | 247,310   | 164,427    | 121,689   | 87,214   | 100                   | 23        | 16       |
| Punjab .. .. .                                  | 398,363           | 202,618   | 115,804    | 96,073    | 67,942   | 100                   | 24        | 17       |
| Burma .. .. .                                   | 102,671           | 41,963    | 34,268     | 27,633    | 12,743   | 100                   | 27        | 12       |
| Bihar and Orissa .. .. .                        | 526,043           | 179,325   | 122,250    | 49,680    | 40,141   | 100                   | 9         | 8        |
| Central Provinces .. .. .                       | 130,774           | 71,552    | 63,412     | 58,128    | 15,855   | 100                   | 44        | 12       |
| Assam .. .. .                                   | 131,163           | 30,572    | 27,617     | 32,903    | 29,108   | 100                   | 25        | 22       |
| North-West Frontier Province .. .. .            | 31,152            | 9,960     | 7,773      | 6,405     | 4,212    | 100                   | 21        | 14       |
| British India (including minor administrations) | 4,191,091         | 1,572,655 | 1,170,149  | 877,633   | 557,696  | 100                   | 21        | 13       |

22. The class enrolment figures can be examined from another aspect. The following Table shows the extent of diminution between the various classes each year :

<sup>1</sup> Hartog Report, page 46.

TABLE LXIII.

*Wastage in the primary system.*

|                                     | 1927-28.  | 1928-29.  | 1929-30.  | 1930-31.  | 1931-32.  |
|-------------------------------------|-----------|-----------|-----------|-----------|-----------|
| <i>Diminution between Classes.—</i> |           |           |           |           |           |
| I and II .. ..                      | 3,029,137 | 2,618,436 | 2,633,911 | 2,558,145 | 2,196,712 |
| II and III .. ..                    | 396,902   | 412,506   | 402,506   | 361,890   | 486,569   |
| III and IV .. ..                    | 316,513   | 310,260   | 337,963   | 292,516   | 367,324   |
| IV and V .. ..                      | 279,866   | 264,071   | 293,598   | 243,896   | 319,937   |

These figures give promise of future improvement. The amount of wastage has tended to decrease each year, especially between Classes I and II; but there was a sudden increase in diminution between the other classes in the final year of the quinquennium. The reason of this disquieting factor is obvious as, the older the child, the more valuable become his services to the family. With increasing economic distress pupils are removed from school to a greater extent in the higher than in the lower classes, where their tender years render their value to the family in the fields negligible. Full use should therefore be made of the early years of schooling and promotion should be as rapid as possible; otherwise, valuable time and money will be lost and there will be no appreciable reduction of illiteracy.

23. The enrolment of Class IV gives the clue to the position. Unless the enrolment of this class is steadily increased from year to year, no satisfaction can be felt in an increasing number of schools and pupils.

The following Table gives an indication of the tangible progress made by provinces towards the attainment of literacy.

TABLE LXIV.

*Enrolment of Class IV and its proportion to population.*

| Province<br>(with male population<br>in thousands). | Number of pupils in Class IV. |         |         | Number per 10,000 of popula-<br>tion in |       |       |
|---|-------------------------------|---------|---------|---|-------|-------|
|   | 1917.                         | 1927.   | 1932.   | 1917.                                   | 1927. | 1932. |
| Madras (23,083) ..                                  | 184,042                       | 230,362 | 294,259 | 44                                      | 54    | 63    |
| Bombay (11,505) ..                                  | 90,382                        | 123,099 | 139,501 | 46                                      | 64    | 64    |
| Bengal (26,042) ..                                  | 126,057                       | 96,343  | 128,599 | 27                                      | 21    | 26    |
| United Provinces ..<br>(25,445).                    | 59,519                        | 100,869 | 126,960 | 12                                      | 22    | 26    |
| Punjab (12,880) ..                                  | 41,729                        | 82,911  | 109,582 | 20                                      | 41    | 46    |
| Burma (7,490) ..                                    | 38,207                        | 30,020  | 38,017  | 31                                      | 23    | 26    |
| Bihar and Orissa ..<br>(18,794).                    | 22,958                        | 45,974  | 54,666  | 6                                       | 14    | 15    |
| Central Provinces ..<br>(7,762).                    | 49,835                        | 50,854  | 64,764  | 35                                      | 37    | 42    |
| Assam (4,537) ..                                    | 29,809                        | 22,018  | 39,703  | 44                                      | 29    | 46    |
| North-West Frontier<br>Province (1,316).            | ..                            | 5,715   | 7,861   | ..                                      | 25    | 32    |

*N. B.*—Figures for 1917 and 1927 have been taken from the Hartog Report, page 59.

(vi) *School organisation and administration.*

24. The intention in this section is to examine the defects in the system and the remedies which are being attempted.

In *Bihar*, an attempt has been made to restrict admissions to the first two months of the school year: "The old custom of waiting for an auspicious day for joining school at a fixed age will have to give way to this simple expedient for rendering less difficult the work of the teachers, particularly those of one-teacher schools."<sup>1</sup>

The *Punjab* report gives as an explanation of a fall in enrolment during the latter part of the quinquennium the imposition of a rule restricting infant class admissions to certain parts of the year.

It is also advisable to refrain from admitting pupils before the age of five.

The *Bengal* report states that "most parents regard the school as a convenient creche; and teachers are glad to make up anyhow the requisite number of pupils for earning a grant."<sup>2</sup>

Most reports refer to the neglect of children in the infant class and point out that this class, composed as it usually is of pupils of varying ages and attainments, is often unmanageable. The first reform would be to ensure that pupils join school at the same time in the year and that, as far as possible, they are of the same age.

<sup>1</sup> B. & O., page 58.

<sup>2</sup> Bengal, page 23.

25. It is also suggested that school hours are too long for the younger children and that the old adage that 'more work and less play makes Jack a dull boy' is as true in India as elsewhere. The *Bihar* report suggests that schools should be made more attractive: "Only too often are pupils kept sitting for long hours in rooms which may not be any too well lighted or ventilated, and during part only of these long hours do they receive attention from the teacher who probably has at least two classes to manage, perhaps more. Anything less likely to attract, or be healthy for, a small child can hardly be imagined."<sup>1</sup>

Many reports refer to poor attendance during the cropping season. School hours and sessions should be adjusted to the requirements of the parents.

26. It has been suggested that a system of rewards might be an incentive to teachers, but experience shows that it is liable to abuse. The *Bengal* report has already been quoted as suggesting that primary school headmasters are prone to admit unsuitable and sometimes even bogus pupils for the purpose of increasing the grants to their schools.

27. The advisability of instituting an examination at the end of the primary course has been much discussed.

In the *Central Provinces*, an examination is usually held *in situ*, but the arrangements are somewhat cumbrous and occupy a very long period of time. In Amraoti district an experiment has recently been made of grouping the schools for the purpose with the result that "the work of examination was expedited and, instead of taking four months, was finished in three months".<sup>2</sup> Another inspector feels, however, that "candidates are of too tender an age to be subjected to the examination fever, accompanying too formal an examination."<sup>2</sup>

In *Bombay*, it has been considered advisable to introduce a system of written examinations for the purpose of ensuring uniformity of standard in admissions to secondary schools. It is reported that this experiment has proved successful and has received approval from the public.

In *Bengal*, the old public examination "has been revived and was first held in November, 1927. The examination is gradually growing in popularity and may arouse a healthy rivalry between schools and help to arrest wastage."<sup>3</sup>

A test of some kind is undoubtedly required on the completion of the primary stage, if only to regulate admissions to the secondary stage, but it is inadvisable to impose upon young children too formal an examination. The number of pupils also is so vast that a formal examination, with written answers corrected by an external authority, can only be attended by much difficulty and expense.

28. These several suggestions, however, even if they are successfully carried out, are but palliatives of the disease of 'wastage' and do not go to the root of the matter. A fundamental cause of the disease is to be found, as already suggested, in a faulty classification and distribution of schools.

Practically every report condemns the single-teacher school, which is often an extravagance and usually ineffective. In sparsely populated areas it may

<sup>1</sup> B. & O., page 58.

<sup>2</sup> C. P., page 52.

<sup>3</sup> Bengal, page 23.

be an unwelcome necessity, as it would be unfair to deny facilities for education to children, merely because they are resident in those areas. But in some provinces, notably *Bengal*, *Bihar* and *Madras*, these schools are often the result of misguided competition among stipendiary schools which are indulging "in cut-throat competition." This spirit of competition is also accentuated by segregate schools which are established for the benefit of special communities, a matter which will be discussed in a later chapter.

The following Table reveals the distressing fact that the number of single-teacher schools does not show signs of reduction.

TABLE LXV.

*Number of single-teacher primary schools for boys and girls, by provinces.*

| Province.                            | Number of single-teacher schools in 1927. | Total number of primary schools, 1932.<br>(A). | Number of single-teacher schools, 1932.<br>(B). | Percentage of (B) to (A). |
|--------------------------------------|---|--|---|---------------------------|
| Madras .. .. .                       | 28,695                                    | 52,374   | 23,141  | 44·2                      |
| Bombay (local body schools only)     | 5,452                                     | 11,988   | 5,670   | 47·3                      |
| Bengal .. .. .                       | 40,184                                    | 61,162   | 36,555  | 59·8                      |
| United Provinces .. .. .             | 10,262                                    | 21,502   | (a)   | ..                        |
| Punjab .. .. .                       | (b)1,501                                  | 7,233  | 1,258   | 17·4                      |
| Burma .. .. .                        | 2,535                                     | 4,762  | 2,723   | 57·2                      |
| Bihar and Orissa .. .. .             | 21,615                                    | 27,571   | (c)20,000                                       | 72·5                      |
| Central Provinces .. .. .            | 710                                       | 4,566  | 752   | 16·5                      |
| Assam .. .. .                        | 3,339                                     | 5,891  | (d)   | ..                        |
| North-West Frontier Province .. .. . | ..  | 710  | 293   | 41·3                      |

(a) Figures not available.

(b) Boy's schools only.

(c) Approximate figures.

(d) Actual figures are not available, but very many, if not the majority, of primary schools under local boards are single-teacher schools.

29. The problem of single-teacher schools is rendered still more difficult in some provinces by the multiplication of lower primary schools with only three classes in each. If these schools were regarded as preparatory or Kindergarten schools in which young children received special attention they might be productive of good, but they are too often the sole means of providing education for young children in the vicinity of their homes and thus represent both the beginning and the end of their education.

Schools of this type are especially numerous in *Bengal* :

" Figures are not available to show the numbers of upper and lower primary schools. In one division, 85 per cent. of the primary schools are lower primary ; and the proportion is probably much the same for other divisions. The preponderance of such schools accounts in part—but only in part—for the extraordinary decrease in numbers between the third and fourth school years ; many children, when they finish the lower primary course, have no higher school in the vicinity to attend. But three years of schooling are insufficient to impart permanent literacy, secure from any danger of relapse. This fact does not appear to have been recognised, and even the *panchayati* union schools are all only of the lower primary standard. What makes the lower primary schools even more futile is that nearly all have only a single teacher. One district board has refused to allow more than one teacher each in lower primary schools. Thus, first, we have schools which are not likely to make pupils literate ; and, secondly, we destroy whatever chance of literacy there may be by a system of teaching that is equivalent to a system of neglect. The lower primary schools in Bengal remind one of the old nursery rhyme of the old woman who lived in a shoe ; the last line supplies an alternative not much worse than the present method."<sup>1</sup>

The report goes on to suggest that " any scheme of reconstruction should aim, first, at the substitution of upper primary for lower primary schools, by improvement or by amalgamation."

There are also in *Bihar* a large number of single-teacher and lower primary schools. The report contends that " an upper primary school is almost always a permanent institution and does not depend for its assistance on the caprice of an individual, as is the case with many lower primary schools. It must have more than one teacher and is therefore unlikely to cease work when a single teacher is ill or otherwise occupied. The five years of the upper primary course are much more likely to produce permanent literacy than the three years of the lower primary "<sup>2</sup>

The tendency is for upper primary schools to increase and for lower primary schools to decrease in numbers.

30. The Hartog Committee drew attention to the ephemeral nature of many of these single-teacher schools, especially ' teacher-manager schools '. They pointed out that, in *Madras* for example, " during the five years, 1923-27, as many as 25,937 boys' schools were closed, of which over 50 per cent. were aided schools. During the same period only 51 per cent. of the aided schools received grant-in-aid for five years without a break ; a fact which further reveals the ephemeral nature of the schools."<sup>3</sup>

This defect is discussed in the *Madras* report, which indicates that the abuse is still prevalent :

" During the period under review, 89 per cent. of the schools closed were aided and unaided ones. An interesting feature exhibited by the figures is that the number of schools opened steadily decreased, while that of schools closed noticeably increased (although not steadily). In 1931-32, 2,673 schools were opened against 7,479 in 1927-28, and 6,114 schools were closed in 1931-32 against 5,452 in 1927-28, a feature doubtless connected with the need for consolidation and concentration of schools which has become felt since 1930. Judged by the test of continuity of aid, 72 per cent. of the aided schools on March 31, 1932, were schools that had received aid without a break for five years. . . . Among the aided schools the mission-managed schools were more stable than the non-mission schools."<sup>4</sup>

<sup>1</sup> Bengal, pages 24-25.

<sup>2</sup> B. & O., page 53.

<sup>3</sup> Hartog Report, page 62.

<sup>4</sup> Madras, page 85.

31. Another potent means of improvement lies in the employment of better qualified and trained teachers, a matter which will be discussed later ; but it is pertinent here to discuss the administration of primary education with reference to the discipline and selection of teachers.

It is evident from provincial reports that teachers of primary schools are not always selected on account of their educational qualifications, that personal and political considerations affect efficiency and discipline, that teachers take part in local and provincial politics, that frequent transfers of teachers constitute a grave abuse.

In the *Central Provinces* a primary school teacher is " led to believe that conscientious daily work is not the sole criterion for promotion. He often makes an indispensable election agent, and his prospects in his profession vary according to the election results. He seeks his reward, not for his work as an honest schoolmaster, but as a useful election agent and a flatterer of persons in power."<sup>1</sup>

In *Bombay*, " a factor responsible for the lowering of standards is the influence which primary school teachers have begun to wield. A schoolmaster is very often the only educated person in a village ; he thus has opportunities of assisting or obstructing the candidature of individuals in elections. He has thus come to possess a political power, which has reacted adversely on the performance of his legitimate duties."<sup>2</sup>

The *Bihar* report refers to the appointment of untrained teachers by local bodies, even in places where trained teachers are available. Reference is also made to the practice of teachers " taking part in political propaganda, a feature which made it necessary for Government to frame a salutary rule disqualifying such teachers from continuance in their employment "<sup>3</sup>

32. Another disquieting feature of local board administration is the constant transfer of primary school teachers.

The *Central Provinces* report draws " particular attention to the number of transfers effected by certain district councils. The Department has frequently drawn the attention of local bodies to the excessive number of transfers "<sup>4</sup>

This action on the part of the Department has not been successful, as " too many teachers frequent the houses of influential members of school boards and by so doing succeed in obtaining transfers to more desirable schools, where they can earn a higher charge allowance."

33. There is thus room for improvement, if the primary systems of education are to escape the alarming wastage which still disfigures their development. Far more attention should be paid to the proper distribution of schools, to the avoidance of multiplying schools without reference to their efficiency and effectiveness, to the enrolment of pupils at the proper time and season, to more regular attendance. In addition, provincial Governments should possess an agency, adequate in numbers and armed with sufficient authority, to ensure that financial resources are spent both wisely and effectively. This is the very

<sup>1</sup> C. P., page 51.

<sup>2</sup> Bombay, page 114

<sup>3</sup> B. & O., page 55.

<sup>4</sup> C. P., page 49.



essence of a responsible system of government. The most effective means of improvement, however, lies in an adequate supply of well-trained and well-qualified teachers.

(vi) *Teachers and teaching.*

34. The reports are in many ways optimistic in respect to improvement in teaching.

An inspector in the *United Provinces* is of opinion that "teachers in primary schools are intellectually better equipped than they were ten years ago."<sup>1</sup> It is also recorded that "play-way methods offer inducement to the infants, who are beginning to prefer school to their homes. . . . There is great activity in the introduction of brighter methods and signs that their introduction is having effect."<sup>1</sup>

The *Punjab* report is similarly optimistic: "The replacement of untrained by qualified teachers and improvement in the methods of instruction, which can largely be traced to the rural bias imparted to training in normal schools, have helped in improving the efficiency of teaching and in accelerating class promotion. The introduction of a better type of reading book has resulted in creating a taste for independent reading, which is a surer guarantee of permanent literacy than anything else."<sup>2</sup>

35. In view of financial stringency not much improvement could be expected in school buildings and equipment, but there are signs of progress.

The efforts of the *Burma* Government have already been described, and it is "now generally recognised that a school should look like a school."<sup>3</sup>

A pleasing innovation is reported from *Bombay* in the Sir Purshottamdas Thakurdas building scheme in Surat district. An essential feature of the scheme is "that villagers shall contribute at least one-third of the cost of the buildings in each case. 66 buildings were thus constructed during the year."<sup>4</sup>

36. There have also been attempts to render school surroundings less drab than they used to be.

In the *United Provinces*, "flourishing gardens with seasonal flowers and vegetables are to be seen; in Benares circle there is hardly a district board school which has not planted a garden in its compound. . . . The supply of seeds, however, is a difficulty"<sup>5</sup>. A solution of this difficulty is suggested by the practice in the *Punjab* of establishing central nursery gardens in normal schools, which have a plentiful supply of good seeds available for primary schools.

Advance has also been made in the *Punjab*, mainly as a result of the stimulating training given to village teachers in vernacular training institutions. The report is also illuminating with reference to the introduction of games and physical training in primary schools:

<sup>1</sup> U. P., pages 59-60. <sup>2</sup> Punjab, page 58. <sup>3</sup> Burma, page 23. <sup>4</sup> Bombay, page 109.

<sup>5</sup> U. P., pages 65-66.

"The appointment of a new type of physical training supervisor some years ago heralded a new era in physical instruction.... Through being attached to vernacular training institutions, they have indirectly made a laudable contribution to improvement in the organisation of games and other physical activities of rural schools. Further, they have been instrumental in establishing games clubs for villagers, and in organising tournaments both for school boys and for adults."<sup>1</sup>

37. Many reports discuss whether the curricula could not be better adapted to the conditions in which pupils live and have their being, especially in rural areas. The *Bengal* report pertinently observes that nature-study and observation lessons often have little connexion with either observation or nature; and that hygiene is learnt by rote in unhygienic surroundings without reference to its practical application. The general view is that far more depends upon the teacher than upon the text-book or the curriculum, and that improvements in the latter by themselves are practically valueless—possibly even harmful—unless the teacher can teach in the spirit of those improvements.

The following extract from the *Punjab* report shows what a leading part the village school and the village teacher can play in the progress of the countryside :

"There is not a tahsil or sub-tahsil, where useful uplift work has not been done by teachers and inspecting officers.... Scores of school-boys have formed themselves into singing parties for carrying on uplift propaganda in villages.... As a result of this propaganda vigorously pursued, one is beginning to see a streak of light on the horizon, and one has occasion to see signs of the wholesale effect of the work now being done. Thousands of lectures have been given by teachers and inspecting officers. Thousands of people have been vaccinated and inoculated at their persuasion. Prophylactic measures have been taken in hundreds of villages against disease. Streets have been cleaned, manure pits have been dug, wells have been purified, and so forth."<sup>2</sup>

It is on these lines that the solution of the intricate problems of village education in India can best be found. When once teaching in village schools is based on a spirit of service to the countryside, when once the village teacher becomes the rallying point in village activities towards improvement, there need be little anxiety about text-books and curricula or even about wastage and stagnation. The village school will then have become a valued village institution, from which radiate kindness, sympathy and intelligent guidance.

It is essential, therefore, that the teacher should be of the village and from the village; he should be linked to the village by a bond of service to its welfare and improvement.

38. The maintenance and improvement of vernacular middle and training schools, therefore, form the pivot around which all schemes of primary education should revolve.

"There is little hope of real progress in primary education unless a definite break is made with the policy of inconsiderately multiplying schools, and of hastily expanding or improvising new ineffective arrangements for training the additional teachers required. As matters stand in India, effective arrangements for training vernacular teachers must, generally speaking, precede the expansion of primary schools, as the training of vernacular teachers itself depends upon a good supply of recruits from middle vernacular schools. Hence money spent on expansion or improvement of middle vernacular schools and on vernacular training institutions will yield a larger and more permanently fruitful return than money spent on almost any other of the many objects which are dear to the heart of the educationist."<sup>3</sup>

<sup>1</sup> Punjab, pages 58-59.

<sup>2</sup> Punjab, pages 16-17.

<sup>3</sup> Hartog Report, page 77.

A recent committee of American experts, who were concerned mainly with the educational work of Christian missions, arrived at a similar conclusion :

" We would get further in the end if we closed one half of our village schools and spent money in training teachers for the other half . . . What we need for village teachers are not foreigners nor even urban English trained Indians of city schools. The one has never had, and the other has lost, the ability to think along the furrows cut by Indian tradition. The need is for young men and women who, having grown up in a village, are used to its ways of living ; and who have been given an education which opens their eyes to village and agricultural problems and suggests the means of dealing with them."<sup>1</sup>

The Committee came to the conclusion that the chief educational need of India is " the development of middle vernacular and normal schools so that they can truly become ' the keystone of the arch of educational reform '."

Those provinces, in which vernacular middle schools have fallen into decay, must find the problem of providing suitable teachers for primary schools almost insoluble.

39. The following Table gives the position in regard to trained teachers in boys' primary schools. The all-India percentage has risen from 44·2 to 50·3, but there is still much disparity between provinces, the percentages ranging from 28·1 in *Bengal* to 73·3 in the *Punjab*. The percentage in *Assam* is unsatisfactory, especially as there has been a decline from the very low percentage of 36·7 in 1927.

TABLE LXVI.

*Trained teachers in primary schools for boys of all kinds.*

| Province.  | Total number. | Trained. | Percentage of trained to total. |       |
|--|---------------|----------|---------------------------------|-------|
|  |               |          | 1927.                           | 1932. |
| Madras .. .. .                                   | 96,534        | 57,312   | 48·7                            | 59·4  |
| Bombay .. .. .                                   | 32,425        | 15,189   | 48·1                            | 46·8  |
| Bengal .. .. .                                   | 75,950        | 21,332   | 25·6                            | 28·1  |
| United Provinces .. .. .                         | 38,646        | 25,601   | 66·5                            | 66·2  |
| Punjab .. .. .                                   | 11,529        | 8,449    | 53·3                            | 73·3  |
| Burma .. .. .                                    | 5,947         | 3,890    | 42·6                            | 65·4  |
| Bihar and Orissa .. .. .                         | 36,792        | 18,051   | 37·5                            | 49·1  |
| Central Provinces .. .. .                        | 10,215        | 5,976    | 46·4                            | 58·5  |
| Assam .. .. .                                    | 7,285         | 2,305    | 36·7                            | 31·6  |
| North-West Frontier Province .. .. .             | 925           | 533      | 56·0                            | 57·6  |
| British India (including minor administrations). | 318,018       | 159,820  | 44·2                            | 50·3  |

40. The low percentage of 50·3 is serious enough in itself, but this defect is accentuated by the low initial qualifications of many of those who have been selected for training. The completion of the middle course should be an essential qualification, but the following Table shows that far inferior qualifications are often accepted.

<sup>1</sup>Re-thinking Missions, pages 132-133.

TABLE LXVII.  
*Men teachers in primary schools.*

| Province.  | Total no. of teachers. (A). | No. of trained teachers possessing the following educational qualifications. |                             | Percentage of (B) to (A). |
|--|-----------------------------|--|-----------------------------|---------------------------|
|  |                             | Passed primary stage.  | Higher qualifications. (B). |                           |
| Madras .. .. .                                   | 96,534                      | 30,128   | 26,746                      | 27.7                      |
| Bombay .. .. .                                   | 32,425                      |  | 15,189                      | 46.8                      |
| Bengal .. .. .                                   | 75,950                      | 3,880  | 17,399                      | 22.9                      |
| United Provinces .. .. .                         | 38,646                      | 4,144  | 21,437                      | 55.4                      |
| Punjab .. .. .                                   | 11,529                      | 573  | 7,804                       | 67.7                      |
| Burma .. .. .                                    | 5,947                       | 2,748  | 555                         | 9.3                       |
| Bihar and Orissa .. .. .                         | 36,792                      | 3,890  | 14,170                      | 38.5                      |
| Central Provinces .. .. .                        | 10,215                      | 666  | 5,310                       | 52.0                      |
| Assam .. .. .                                    | 7,285                       | 423  | 1,879                       | 25.7                      |
| North-West Frontier Province .. .. .             | 925                         | 22   | 511                         | 55.2                      |
| British India (including minor administrations). | 318,018                     | 61,895   | 96,746                      | 30.4                      |

41. The following Table gives the number of training institutions and their enrolment in each province for 1927 and 1932.

TABLE LXVIII.  
*Training schools for males.*

| Province.  | Institutions. |       | Students. |        |
|--|---------------|-------|-----------|--------|
|  | 1927.         | 1932. | 1927.     | 1932.  |
| Madras .. .. .                                   | 94            | 83    | 8,697     | 10,983 |
| Bombay .. .. .                                   | 15            | 12    | 999       | 711    |
| Bengal .. .. .                                   | 96            | 91    | 2,190     | 2,587  |
| United Provinces .. .. .                         | 73            | 83    | 1,223     | 1,622  |
| Punjab .. .. .                                   | 32            | 20    | 2,851     | 1,742  |
| Burma .. .. .                                    | 69            | 26    | 1,615     | 820    |
| Bihar and Orissa .. .. .                         | 125           | 83    | 2,333     | 1,676  |
| Central Provinces .. .. .                        | 11            | 10    | 1,137     | 1,053  |
| Assam .. .. .                                    | 8             | 6     | 336       | 211    |
| North-West Frontier Province .. .. .             | 1             | 3     | 65        | 163    |
| British India (including minor administrations). | 527           | 425   | 21,610    | 21,823 |

The reduction in the number of institutions is due mainly to a wise policy of concentration, but it is disappointing that, in view of the large demand for trained teachers in most provinces, the increase in enrolment is only nominal.

The following Table gives the average annual cost of training teachers in provinces.

TABLE LXIX.

*Average annual cost per pupil in training schools for males, by provinces.*

| Province.                            | Average annual cost per pupil in |           |
|--------------------------------------|----------------------------------|-----------|
|                                      | 1926-27.                         | 1931-32.  |
|                                      | Rs. A. P.                        | Rs. A. P. |
| Madras .. .. .                       | 170 3 9                          | 136 13 2  |
| Bombay .. .. .                       | 272 3 4                          | 329 9 10  |
| Bengal .. .. .                       | 181 9 4                          | 180 0 7   |
| United Provinces .. .. .             | 280 12 10                        | 278 6 9   |
| Punjab .. .. .                       | 122 7 0                          | 150 14 6  |
| Burma .. .. .                        | 328 9 7                          | 297 14 10 |
| Bihar and Orissa .. .. .             | 158 0 5                          | 186 4 9   |
| Central Provinces .. .. .            | 299 9 6                          | 296 2 3   |
| Assam .. .. .                        | 236 5 3                          | 434 10 7  |
| North-West Frontier Province .. .. . | 313 9 7                          | 254 5 7   |
| Delhi .. .. .                        | .. .. .                          | 126 10 10 |
| Ajmer-Merwara .. .. .                | 345 1 11                         | 216 7 0   |
| Baluchistan .. .. .                  | 461 9 9                          | 466 3 2   |
| Bangalore .. .. .                    | 291 9 0                          | 323 7 4   |
| Other Administered Areas .. .. .     | 284 15 10                        | 234 7 8   |
|                                      | 195 14 10                        | 182 4 11  |

42. Financial stringency has borne heavily on training institutions, but retrenchment in this direction is an incentive to waste, not to economy. If 'wastage' is to be reduced, the percentage of trained teachers should be largely increased in many provinces. Greater care should also be taken in the selection of students for training.

Table LXVIII shows that the number of teachers under training in *Madras* is far greater than in other provinces. A pleasing feature is "the appreciable increase in strength in the secondary and higher elementary grades and a welcome decrease in the strength of the lower elementary grade".<sup>1</sup>

<sup>1</sup> Madras, page 108.

In *Bombay*, sufficient care had not been taken in the past to adjust admissions to the requirements of particular districts with the result that the distribution of trained teachers among districts became very unequal, some having as many as 93 per cent. and others as few as 30 per cent.; the number of third year trained teachers was also in excess in relation to second year trained teachers with the result that the system became extravagant. Training arrangements have been modified to obviate these defects, but it is unfortunate that calculations have been based on the assumption that a percentage of fifty trained teachers will be sufficient. The report states that "a new scheme, intended to reduce the cost and at the same time to provide a higher percentage of trained teachers, is under consideration".<sup>1</sup> The comparatively high cost of training shown in Table LXIX indicates that this "further consideration" is required, especially as the number of teachers under training is inadequate.

Another grave defect is the procedure for regulating admission to training institutions (the majority of which are maintained by Government), the selection being in the hands of local authorities. A principal of a training school has stated that the "present selection of candidates by local authorities has decidedly lowered the standard of efficiency, and the only means of improvement is to make selections on a competitive basis"; another principal has stated that "many of the students sent by local authorities are of such mediocre abilities that the staff and I have to coach them outside regular college hours"; a third principal has urged that "medical officers seem to have the idea that teachers with serious physical defects can carry out their duties."<sup>2</sup>

In *Bengal*, "the number of trained teachers in primary schools rose by 5,661 from 15,671 to 21,332, but the number of untrained teachers rose by 9,157. Thus, out of every three teachers appointed only one was trained. It will be many decades before even a majority of primary school teachers are trained. Nor do even all those who are trained enter the profession; many are attracted by more lucrative—perhaps, we should say, less poverty-stricken—employment elsewhere."<sup>3</sup>

A reconstruction of the middle vernacular and training systems is the first essential step in the long journey towards educational improvement in this province.

Considerable progress has been made in the *United Provinces*. Until a few years ago, almost the only means of training teachers for primary schools was provided by a very large number of small training classes, "which are in the nature of temporary expedients to reduce the number of untrained teachers in primary schools".<sup>4</sup> The head teacher of a primary school was then entrusted with the training of eight pupil-teachers, but a master of method is now employed in addition to the staff of the practising school.

Central training schools are also being started, the object being to have one in each circle. The staff of such an institution consists of a trained undergraduate headmaster and four assistants; and the normal strength is thirty

<sup>1</sup> *Bombay*, page 119.

<sup>2</sup> *Bombay*, page 122.

<sup>3</sup> *Bengal*, page 103.

<sup>4</sup> *U. P.*, page 95.

pupil-teachers. Each school has a one-acre farm for training in rural knowledge.

There are also eight normal schools, whose object is to train assistant teachers in middle vernacular schools and headmasters of primary schools. Headmasters are in the Provincial Service. "Students are given stipends by Government and are selected by a committee consisting of the Chairman, Education Committee, the assistant and deputy inspectors, the final choice resting with the inspector. This system is working well, and headmasters report that they are getting a better type of candidate".<sup>1</sup>

In the *Punjab*, the high percentage of trained teachers has rendered possible a large reduction in the number of pupil teachers and an improvement in the quality of the training. The course for senior vernacular teachers has been extended from one to two years. "This experiment has proved a success in producing men of better qualifications, deeply interested in rural uplift."<sup>2</sup>

The following extract from the report gives an indication of the wide scope of training :

"All vernacular training institutions have developed during the quinquennium into centres of training in community and propaganda work. Dramatic clubs and singing parties have carried on a good deal of propaganda. Villages have been selected for intensive uplift work by the Gakhhar and Jullundur schools. Pupil-teachers have dug manure pits, popularised vaccination and inoculation, chlorinated wells, filled-up ponds, tried quinisation schemes, held health exhibitions, laid out village gardens, cleaned streets, constructed drains and attended to all aspects of village amelioration such as sanitation, cooperation, hygienic living and co-education. At Jullundur, every pupil teacher has been trained to handle a magic lantern and to lecture with it. In some schools meetings are organised where pupil teachers are required, in turn, to address their fellow students as though they were illiterate villagers: this is done with the object of giving them ample practice in community work before they proceed in small parties to villages in the neighbourhood, singing songs and delivering lectures on useful topics, and offering assistance to those in trouble. Beneficent departments have frequently sought the assistance of our pupil-teachers in carrying out their propaganda work; and several deputy commissioners, particularly in the Rawalpindi division, have utilised their services in connection with the organisation of health weeks, locust campaigns and the furtherance of the cause of rural uplift. Tributes are paid by many to the commendable activities of the normal school students."<sup>3</sup>

In *Burma*, facilities for training have been much reduced. In 1926-27 there were 85 classes for training elementary teachers; the number rose to 95 in 1928-29, but was reduced to 34 in 1931-32.

In *Bihar*, enrolment in elementary training schools has been reduced from 1,984 to 1,344.

"At first sight it would seem that no form of retrenchment could be less desirable than one which would restrict the output of trained teachers. It has, however, to be borne in mind, firstly, that the output of the schools, though calculated according to the normal requirements of district boards, had become too great for boards to absorb during a time of retrenchment; and, secondly, that many of the schools were undoubtedly inefficient. If the effect of retrenchment has been to get rid of the least efficient teachers, and if the schools can be thoroughly overhauled when finances improve, retrenchment may prove to have been a blessing in disguise."<sup>4</sup>

<sup>1</sup> U. P., page 93.

<sup>2</sup> Punjab, page 67.

<sup>3</sup> Punjab, page 72.

<sup>4</sup> B. & O., pages 77-78.

In the *Central Provinces*, the number of normal schools was reduced from eleven to ten, as "there was a definite indication that the supply of trained teachers exceeded the demand" <sup>1</sup>.

In *Assam*, the percentage of trained teachers is very low, while the cost of training is very high in comparison with other provinces. A further scrutiny of the system is advisable.

(viii) *Compulsory education.*

43. The following Table shows the number of urban and rural areas in which compulsion has been introduced in each province.

TABLE LXX.

*Areas under compulsion, 1932.*

| Province.            | Acts.   | Number of areas under compulsion. |        |
|----------------------|---|-----------------------------------|--------|
|                      |   | Urban.                            | Rural. |
| Madras .. ..         | Elementary Education Act, 1920 ..                           | 25                                | 7*     |
| Bombay ... ..        | Primary Education (District Municipalities) Act, 1918 .. .. | 4                                 | ..     |
|                      | City of Bombay Primary Education Act, 1920 .. ..            | 1                                 | ..     |
|                      | Primary Education Act, 1923 .. ..                           | 5                                 | 2      |
| Bengal .. ..         | Primary Education Act, 1919 .. ..                           | ..                                | ..     |
|                      | Primary Education (Amendment) 1930 ..                       | 1                                 | ..     |
| United Provinces ..  | Primary Education Act, 1919 .. ..                           | 37                                | ..     |
|                      | District Boards Primary Education Act, 1926 .. ..           | ..                                | 24†    |
| Punjab .. ..         | Primary Education Act, 1919 .. ..                           | 54                                | 2,924‡ |
| Bihar and Orissa ..  | Primary Education Act, 1919 .. ..                           | 1                                 | 3      |
| Central Provinces .. | Primary Education Act, 1920 .. ..                           | 24                                | 422    |
| Assam .. ..          | Primary Education Act, 1925 .. ..                           | ..                                | ..     |
| Delhi .. ..          | (Punjab Act extended to Delhi—1925) ..                      | 1                                 | 10     |
|                      | Total ..  | 153                               | 3,392  |

\* Taluk Boards (the number of villages under compulsion was 206 in 1931).

† Districts (the number of rural areas under compulsion was 378 in 1931.)

‡ School areas.



44. Compulsion has been introduced far more extensively in the *Punjab* than in any other province. Certain municipalities, notably Lahore, Amritsar and Multan, have achieved considerable success, but on the whole "municipalities are much less enthusiastic than district boards".<sup>1</sup> In rural areas the unit of compulsion is usually that of a single school area in which, according to the Act, all boys "not under six and not over eleven or not under seven and not over twelve" are compelled (unless specially exempted) to attend school. In some places, notably in Montgomery and Lyallpur districts, there has been promising progress and up to ninety per cent. of boys of school-going age have been enrolled. In other places, the introduction of compulsion has been only nominal, the reason adduced being that the areas have been unwisely selected. The comparatively large total increase in enrolment during the last decade suggests that the introduction of compulsion has been to some extent at least successful; but the task of keeping the boys at school in regular attendance throughout the compulsory period is infinitely more difficult. The rapid advance made in the Punjab in the enrolment of Class IV indicates that compulsion has achieved some success also in this direction.

The machinery of enforcing compulsion has often been ineffective and cumbrous. The report comments upon "the lack of interest on the part of attendance committees, inaction of attendance officers, the unwillingness in some divisions to make use of the power of prosecution, the delay in the conviction of defaulters".<sup>2</sup> However, improvement in these respects is being made. "In the Rawalpindi division alone about 2,000 prosecutions were launched during the last year of the quinquennium. In the Multan division similar steps were taken, especially in the Montgomery district, where cases are being tried by magistrates possessing summary powers. Public opinion is in favour of coercion, wherever and whenever other devices have failed; but legal aid is sought only in the last resort, while persuasion by means of active propaganda is the chief agency. The percentage of admissions ranged between 70 and 100. In other districts compulsory attendance officers have been appointed for the three-fold purpose of advising attendance committees, assisting school teachers in improving attendance, and instituting cases against recalcitrant parents".<sup>2</sup>

45. Progress in the *United Provinces* has been 'patchy'. Some boards "have not appointed qualified superintendents, while attendance officers are often unfit. School Committees often take no interest and are nearly always reluctant to prosecute through fear that they will become unpopular. When they do prosecute, inadequate fines are often imposed and the result is practically nil".<sup>3</sup>

In rural areas, the chances of success have been reduced by the selection of unsuitable areas and by the difficulty experienced in obtaining suitable supervisors.

46. The aim of the Compulsory Education Committee (1921-22) in *Bombay* was that, largely as a result of compulsion, "the total attendance of boys of

<sup>1</sup>Punjab, page 11.<sup>2</sup>Punjab, page 60.<sup>3</sup>U. P., page 61.

school-going age would be increased by 500,000 in ten years and that at the end of the period 80 per cent. of such boys in the Presidency proper and 60 per cent. in Sind would be at school. Under the Act a proposal of a local authority to provide for compulsory education is required to be submitted to Government in the form of a scheme.... Owing to financial stringency it has not been possible for Government to sanction all the schemes submitted to it".<sup>1</sup> In 1932, the total number of local authorities which had introduced compulsion was twelve, ten of which were municipalities.

47. Progress has been made in the *Central Provinces*, but registration is sometimes faulty, attendance officers and authorities "have not performed their duties properly..... proceedings against defaulters are dilatory, protracted and cumbersome, and the penalties so slight as to prove inefficacious".<sup>2</sup>

48. In *Bengal*, the Primary (Rural) Education Act was eventually passed in 1931. The total cost of putting the Act into full operation has been calculated at Rs. 3,76,65,000. Against this sum the estimated income from cess, taxation and Government allotment is about Rs. 1,32,50,000. It is difficult to conceive how a system of compulsion can be grafted upon the present system of primary education in this province. The three-class primary schools, still less the *maktabs*, etc., cannot do much to reduce illiteracy. An essential preliminary is a policy of consolidation with a view to establishing five-class primary schools. In the absence of vernacular middle schools, the provision of suitable teachers will be an insuperable difficulty.

49. Compulsion has been introduced gradually in *Delhi City*; the Act is now applied in six out of nine areas. There has been a rapid increase in enrolment, but in consequence of the large increase in population, as revealed in the Census of 1931, the goal is almost as distant as ever. Moreover, "compulsion has not succeeded in even partly solving the outstanding problems of primary education, stagnation and wastage".<sup>3</sup> The task has been rendered even more difficult by a hasty multiplication of privately-managed schools, many of them housed in insanitary and expensive buildings and served by untrained and inefficient teachers.

50. These accounts indicate that the high hopes entertained five years ago have not been fulfilled. It was then suggested that "it was only a question of money" and that with additional funds compulsion would become a panacea of all our ills. But more money has not been forthcoming; and grave difficulties in working even limited schemes have been encountered. It is doubtful whether large additional sums should be spent on compulsion in many provinces. A careful preparation of the ground is essential.

On the other hand, there is undue pessimism. The report of the *United Provinces* has wisely pointed out that in other countries also success has by no means been immediate: "Ten years after compulsion had been introduced in England, attendance was not more than 72 per cent., and that with much better machinery than can be attained in India".<sup>4</sup> Indeed, it is only in recent years that the provision of schools in England has become adequate;

<sup>1</sup>Bombay, page 112.<sup>2</sup>C. P., page 57.<sup>3</sup>Delhi, pages 61-62.<sup>4</sup>U. P., page 63.

despite vast expenditure and the widespread availability of literature, relapse into comparative illiteracy must still be very great.

51. Lamentation over the shortage of funds is therefore out-of-place; what is required is a firm determination to grapple with the difficulties.

There is, first, a grave danger that an introduction of compulsion in a few areas will be a means of accentuating the already large disproportion in expenditure between progressive and backward, between town and country, between boys and girls, between literary and vocational education. This danger is particularly great in those provinces in which grants are based solely on expenditure, as by this means, whereas the rich obtain more, the poor obtain less. There is much to be said for the Punjab system, whereby grants are distributed to districts by reason of their needs rather than their resources. For this purpose each district is graded so that comparatively rich districts obtain grants approximating one-half, while poor districts obtain up to ninety per cent. of their approved additional expenditure. Moreover, compulsion is fairly evenly distributed between town and country as well as between districts.

52. The acid test of the value of compulsion is the extent in which it is successful in reducing waste caused by stagnation or 'wastage' or both.

In his recent book "The Education of India", Mr. A. I. Mayhew has suggested that "India is too poor to afford any further extension based solely or mainly on the present wasteful voluntary system". It may be suggested with even greater justification that India cannot afford an impetuous and widespread extension of compulsion, which will accentuate "wastage" and render the present difficulties even more complex and baffling. Unless a system of compulsion is based on firm foundations, unless the majority of parents are actively in support, unless an ample supply of trained and efficient teachers is available, unless there is careful supervision and a wise distribution of schools, compulsion will do more harm than good. It is also of doubtful morality to compel parents to send their children to school unless the schooling will be really beneficial to them and unless the health of children will not be impaired by working in unhygienic conditions. Again, it would be folly to graft compulsion on to a system of three-class primary schools, in which there would be little prospect of the pupils attaining a firm grasp of literacy.

53. Much time and energy have been wasted in the past in preparing detailed estimates of expenditure likely to be incurred by a system of widespread compulsion. Such estimates quickly become out-of-date and, in any case, are often valueless. On the basis of the number of boys of school-going age and of the average cost per pupil, a rough estimate of the cost can easily be prepared, but there must be wide variations between the two extremes of maximum and minimum expenditure. The actual cost is dependent upon the degree of efficiency that is attained. If, to take the two extremes, efficiency and organisation are so perfect and the attendance of pupils is so regular that all boys of school-going age complete the primary stage in four years, the cost will be far smaller than it would be if, in consequence of inefficiency of teaching, defective organisation and irregular attendance, no

pupils completed the primary stage within six years and even then left school illiterate. In other words, an efficient system of compulsion is an economy, but an inefficient system is an extravagance.

The figures in the table below are calculated by regarding pupils over twelve years of age in Class IV, those over the age of eleven in Class III, those over the age of ten in Class II, and those over the age of nine in Class I as 'over-age'. These pupils cannot hope to complete a single primary course of four classes by the time that they become twelve years of age; many of them are in a far worse plight as there are actually 5,322 pupils between the ages of seventeen and eighteen in Class I, some even of twenty years or over.

TABLE. LXXI.

*'Over-age' pupils at the primary stage.*

| Province.                            | No. of pupils<br>(boys and girls),<br>in Classes I-IV. | No. of pupils<br>(boy. and girls),<br>overage in<br>these classes. | Percentage of<br>overage pupils<br>to total num-<br>ber of pupils. |
|--------------------------------------|--|--|--|
| Madras .. .. .                       | 2,509,245  | 677,783  | 27·01  |
| Bombay .. .. .                       | 940,415  | 168,274  | 17·90  |
| Bengal .. .. .                       | 2,215,554  | 200,438  | 9·05   |
| United Provinces .. .. .             | 1,163,015  | 324,279  | 27·88  |
| Punjab .. .. .                       | 924,886  | 192,122  | 20·77  |
| Burma .. .. .                        | 447,554  | 122,850  | 27·45  |
| Bihar and Orissa .. .. .             | 896,088  | 117,712  | 13·12  |
| Central Provinces .. .. .            | 388,576  | 117,138  | 30·14  |
| Assam .. .. .                        | 269,140  | 17,113   | 6·36   |
| North-West Frontier Province .. .. . | 68,392   | 16,621   | 24·30  |
| Coorg .. .. .                        | 7,398  | 1,707  | 23·07  |
| Delhi .. .. .                        | 30,487   | 8,892  | 29·16  |
| Ajmer-Merwara .. .. .                | 12,339   | 2,305  | 18·68  |
| Baluchistan .. .. .                  | 5,903  | 2,300  | 38·96  |
| Bangalore .. .. .                    | 11 851   | 2,549  | 21·51  |
| Other Administered Areas .. .. .     | 13,874   | 3,534  | 25·47  |

The very large number and the high percentage of overage pupils in *Madras* may be accounted for to some extent, because separate figures for girls and boys are not available and therefore a large number of girl pupils are included in the figures. But, after making every possible allowance, the figures indicate that an immense burden is thereby imposed on the public finances. School organisation must also be gravely impaired by admitting pupils to school (and allowing them to continue almost indefinitely) who have neglected their opportunities for many years and have been dilatory in attendance. Another reason for this high percentage may be the fact that compulsion is less developed in *Madras* than in many other provinces.

The comparatively low percentage in *Bengal* and *Assam* is to some extent misleading. It is largely discounted by the fact that (as already shown) the primary system in these provinces is extremely ineffective in reducing illiteracy. The deduction is that a primary system based largely on three-class primary schools is unable either to reduce illiteracy or to retain pupils at school.

In view of these disturbing figures, the Royal Commission on Agriculture made a very pertinent suggestion that "the main object of compulsion is to stop the wastage rather than to strain after the last truant".

54. It is suggested in the reports that in the matter of compulsion excessive attention is paid "to straining after the last truant". For example, in the *United Provinces* it is stated that many of the older boys brought to school under compulsion remained there for a year or so, "irregular in attendance and incapable of learning".<sup>1</sup>

Spasmodic 'drives' to bring in all and sundry of varying ages and competence cannot be productive of any lasting benefit and militate against orderly organisation of good class-teaching. The better plan would be to make a careful survey of the census statistics and to estimate for each area the number of pupils attaining the age of six years in each year who should be admitted to school by the agency of compulsion. By that means class organisation would be simplified and, with regularity of attendance resulting from compulsion, pupils should complete the primary course in the normal period of time. 'Straining after the last truant' is both vexatious and extravagant. It is far more important to exact penalties from parents of children who are irregular in attendance and who leave school before completing the course than in respect to boys who have no desire to attend school.

The machinery for enforcing the Act is important. In towns the matter is comparatively simple, but in rural areas complications arise. To be effective, speedy action is required; delays are vexatious to all parties. There is a grave danger of inflicting upon the countryside a horde of petty officials, attendance officers and the like, who will batten upon the people and make the very name of education a by-word and a reproach.

55. There is also a tendency to select a fairly wide area and to plaster it with schools with the object of providing facilities for every boy of school-going age, even if he lives in a minute village and has no desire for education.

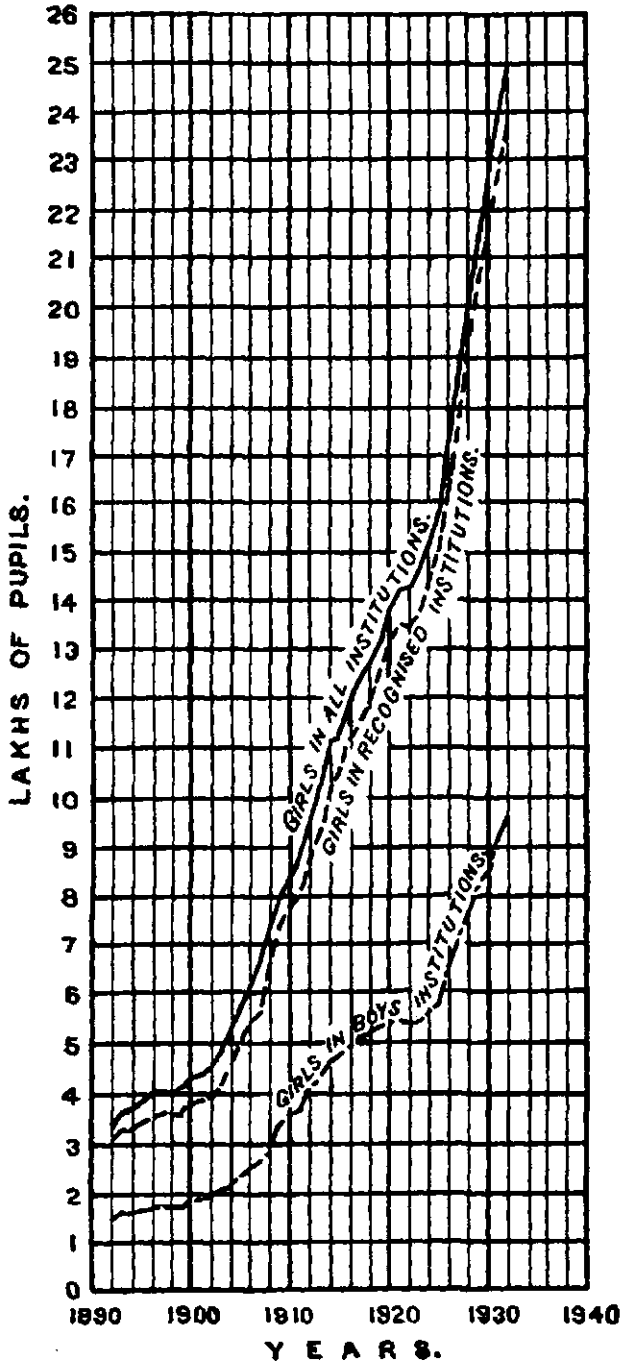
<sup>1</sup>U. P., page 64.

Apart from the fact that such policy is inequitable by lavishing facilities on the few at the expense of the many, it is advisable that only those areas should be selected for compulsion in which conditions are favourable. Otherwise, there will be extravagance and disappointment.

56. There is, therefore, no cause for undue pessimism, provided that earnest efforts are being made to prepare the way for compulsion. As efficiency of teaching is improved, so will the prospects of compulsion become brighter. The essential preliminary is the establishment of a series of efficient five-class schools, staffed by well trained products of vernacular middle schools. A well devised distribution of schools is also essential; compulsion cannot be based on ephemeral schools without continuity or tradition. A village school under compulsion should become a village institution.

FIG. 8.

FEMALE EDUCATION.



(To face page 162.)

## CHAPTER VI.

## THE EDUCATION OF GIRLS AND WOMEN.

*(i) Increasing interest : inadequate support.*

Many have stressed the difficulties and importance of girls' education in India and the vital necessity of affording it ampler support. For example, the Hartog Committee were of opinion that

'the importance of the education of girls and women in India at the present moment cannot be overrated. It affects vitally the range and efficiency of all education. The education of the girl is the education of the mother, and through her of her children. The middle and high classes of India have long suffered from the dualism of an educated manhood and an ignorant womanhood—a dualism that lowers the whole level of the home and domestic life and has its reaction on personal and national character.

"The education of women, especially in the higher stages, will make available to the country a wealth of capacity that is now largely wasted through lack of opportunity. It is only through education that Indian women will be able to contribute in increasing measure to the culture, ideals and activities of the country."<sup>1</sup>

The Committee, being thus impressed by the importance of girls' education, recommended that "in the interests of the advance of Indian education as a whole, priority should now be given to the claims of girls' education in every scheme of expansion".<sup>2</sup>

A few years later, the Commission on Christian Higher Education in India went further and urged that active steps should also be taken to rectify even the existing disproportion in expenditure between boys' and girls' education :

"We believe that there is no more pressing need or more inspiring opportunity in the present educational system in India than that presented by women's education. The resources at present expended on men's education and on women's education respectively do not at all represent the proportion of the needs and opportunities of men's education and of women's education. We commend to all interested in the subject an earnest consideration of possible ways of rectifying this disproportion."<sup>3</sup>

2. Though there has been improvement in certain directions, these words of warning have passed almost unheeded. Writing a few years ago, the (then) Directress of Public Instruction, Punjab, plaintively observed that girls' schools in that province were in a position similar to that occupied by younger children of a large family, who never have new clothes of their own but have to be content with the cast-off clothing of their elder brothers and sisters.

The Chief Inspectress, North-West Frontier Province, has made similar complaints about the preferential treatment which is almost invariably accorded to boys' institutions at the expense of girls' institutions :

"A five-year programme for the expansion of vernacular education in the province has been sanctioned by the Government of India. According to this programme, 246 new primary schools are to be opened for boys, but only 25 for girls. This is a mistake—it is merely widening the gulf between the men and the women of the province. The girls can never hope to catch up when, in addition to having been handicapped in the past, they are also to be handicapped in the future."<sup>4</sup>

3. The provincial reports give hopeful indications that the difficulties arising from apathy and from the persistence of social customs are tending to

<sup>1</sup> Hartog Report, pages 150-151.

<sup>2</sup> Hartog Report, page 347.

<sup>3</sup> Lindsay Commission's Report, pages 254-255.

<sup>4</sup> N.-W. F. P., page 91.



disappear; it is particularly pleasing that this hopeful tendency is reported even from provinces, in which the forces of reaction have hitherto been firmly entrenched.

For example, the *United Provinces* report records that

“the encouraging feature of the quinquennium is that public opinion in regard to girls' education has changed, and in many places and among many communities indifference has been succeeded by appreciation. This is manifested by a willingness to prolong the school life of girls, by an active desire to raise the standard of girls' education, and by a demand for additional schools. It is to be regretted that at this juncture progress should be hampered by lack of funds. The progress that has been achieved, however, is doubly valuable because its path has been difficult.”<sup>1</sup>

The *Bengal* report is similarly optimistic :

“Not only has the pace quickened, but some of the social obstacles to women's education are crumbling. Instead of being generally hostile, men are now generally friendly to the education of their women folk; purdah is slowly disappearing; the age of marriage has been raised by the Sarda Act; women are being gradually relieved from the bondage of social fetters and are coming to be recognised as partners in the home and commonwealth. This is a movement of no small consequence, for it entails and demands the education of women as a necessary corollary. But even more significant is the interest now taken by educated women themselves in the uplifting of their sisters. The influence of the Women's Educational Conference already reaches out in different directions. On the one hand, the example is contagious and in increasing numbers women are entering public life; on the other hand, an organised movement can exert a far more powerful pressure on Government, legislative bodies and public opinion than the voices of a few enthusiasts crying in the wilderness.”<sup>2</sup>

Another province in which grave difficulties have been encountered in the past is the *Punjab*, but in that province also the outlook is regarded as far more promising than formerly :

“The education of girls is still in its infancy, but the depressing literacy figures are to some extent counterbalanced by the real and earnest desire of parents and girls for education. One of the most interesting features in the progress of education during the quinquennium is the lengthening of the very short school life of girls. This is not only an advantage in that it increases the efficiency and standard of education, but it is beneficial in many other ways. Girls formerly had little or no girlhood and passed from childhood to marriage all too suddenly. There is now a real demand for good and regular teaching in village primary schools. Much remains to be done, but the former apathy or antipathy has disappeared, except where dire poverty forces upon parents a narrowly utilitarian view of education.”<sup>3</sup>

Welcome news has also been received from *Assam* :

“During the period under review, the prospect of women's education has become brighter than in the past. The old orthodox ways of Hindu and Muhammadan society are showing unmistakable signs of slackening, and the rigours of the *purdah* system are already giving way. The passing of the Marriage Reforms Act, the political awakening of the people, the introduction of compulsion in primary education, the need of training old women and widows in useful arts in order to enable them to earn a living, all these will prove potent factors in the education and emancipation of Indian girls and women to an extent beyond our previous estimates.”<sup>4</sup>

4. Enrolment statistics also afford justification for this spirit of optimism. Whereas in the previous quinquennium an increase of 417,930 in the number of girls at school compared unfavourably with the large increase of 2,352,216 in the number of boys at school, the number of girls at school increased during the

<sup>1</sup> U. P., page 70.

<sup>2</sup> Bengal, page 66.

<sup>3</sup> Punjab, page 103.

<sup>4</sup> Assam, page 145.

quinquennium under review by as many as 650,297 as against 958,744 additional boys at school.

TABLE LXXII.

*Number of pupils according to sex in all institutions.*

|          |    |    | 1917.     | 1922.     | 1927.       | 1932.      |
|----------|----|----|-----------|-----------|-------------|------------|
| Males    | .. | .. | 6,621,248 | 6,962,928 | 9,315,144   | 10,273,888 |
| Increase | .. | .. | ..        | + 341,680 | + 2,352,216 | + 958,744  |
| Females  | .. | .. | 1,230,698 | 1,424,422 | 1,842,352   | 2,492,649  |
| Increase | .. | .. | ..        | + 193,724 | + 417,930   | + 650,297  |

The provincial enrolment figures are of particular interest; they disclose considerable variations between the provinces.

*Madras*, which has long been a pioneer in girls' education, has shown further progress. The enrolment of girls in all types of institutions advanced during the quinquennium from 539,351 to 742,536, or an increase of 203,185 as against an increase of 198,509 in the number of boys; thus, at long last, progress among girls has become more rapid than among boys.

The record of the *Punjab*, which has previously been regarded as retrograde and apathetic in the matter of girls' education, also deserves early notice. The enrolment of girls in that province rose during the quinquennium from 128,880 to 213,287 or an increase of 84,407, as against a total increase of 150,831 for boys and girls combined. Thus, in this province also, the increase in enrolment among girls has become more rapid than among boys.

TABLE LXXIII.

*Total number of girl pupils in all institutions.*

| Province.                    | No. of girl pupils in |         | Increase in the number of girls. | Increase in the number of boys. |
|------------------------------|-----------------------|---------|----------------------------------|---------------------------------|
|                              | 1927.                 | 1932.   |                                  |                                 |
| Madras                       | 539,351               | 742,536 | 203,185                          | 198,509                         |
| Bombay                       | 223,317               | 292,658 | 69,341                           | 114,778                         |
| Bengal                       | 426,152               | 559,712 | 134,560                          | 305,285                         |
| United Provinces             | 124,236               | 167,011 | 42,775                           | 125,812                         |
| Punjab                       | 128,880               | 213,287 | 84,407                           | 66,424                          |
| Burma                        | 171,803               | 216,539 | 44,736                           | 36,698                          |
| Bihar and Orissa             | 119,030               | 126,453 | 7,423                            | -21,094                         |
| Central Provinces            | 43,530                | 66,416  | 22,886                           | 37,767                          |
| Assam                        | 37,802                | 62,167  | 24,365                           | 59,333                          |
| North-West Frontier Province | 7,905                 | 13,551  | 5,646                            | 13,105                          |

5. The following Table shows the several types of institutions in which these girls are enrolled. The increasing enrolment of girls in high schools

is a pleasing feature of the figures. It is true that the vast majority of these girls are enrolled in the primary classes, but they should be receiving better instruction than they would have received in primary schools; there is also greater incentive to them to reach the higher standards.

TABLE LXXIV.

*Enrolment of girls by institutions.*

| Year.            | In arts colleges. | In high schools. | In middle schools. | In primary schools. | In special institutions. | In unrecognised institutions. | Total enrolment. |
|------------------|-------------------|------------------|--------------------|---------------------|--------------------------|-------------------------------|------------------|
| 1916-17 ..       | 493               | 15,571           | 69,837             | 1,033,574           | 16,535                   | 73,951                        | 1,209,961        |
| 1921-22 ..       | 938               | 25,130           | 85,079             | 1,195,892           | 11,184                   | 77,580                        | 1,395,803        |
| 1926-27 ..       | 1,624             | 39,858           | 123,892            | 1,545,963           | 14,729                   | 90,745                        | 1,816,811        |
| 1931-32 ..       | 2,966             | 75,479           | 170,997            | 2,073,141           | 18,981                   | 123,120                       | 2,464,684        |
| Increase in 1922 | 445               | 9,559            | 15,242             | 162,318             | -5,351                   | 3,629                         | 185,843          |
| Increase in 1927 | 686               | 14,728           | 38,813             | 350,071             | 3,545                    | 13,165                        | 421,008          |
| Increase in 1932 | 1,342             | 35,621           | 47,105             | 527,178             | 4,252                    | 32,375                        | 647,873          |

*N. B.*—This Table excludes statistics for European institutions.

6. The total number of institutions for girls, disappointing though it undoubtedly is, becomes all the more disappointing when the nature and standards of these institutions are examined. The vast bulk of these institutions are primary schools, many of them with only three classes. Moreover, of the 32,635 primary schools for girls in 1932, as many as 17,438 were in Bengal: but, according to the Bengal report, "this number is no indication of their usefulness, as by every test of efficiency they fail miserably".<sup>1</sup> If these schools be removed from calculation (as they well might be), the provision of girls' schools becomes deplorably inadequate.

The failure to provide more than an insignificant number of secondary schools, high and middle, vernacular and anglo-vernacular, is very marked. In 1932, there were only 324 high schools for girls as against 2,801 high schools for boys; there were only 847 middle schools (vernacular and anglo-vernacular) for girls as against 9,769 such schools for boys.

The *Punjab* has made a notable contribution in this respect, the number of high schools having advanced from 21 to 40, and that of middle schools from 93 to 135 during the quinquennium.

The record of *Madras* also gives evidence of a keen desire to rectify the niggardly treatment of girls' schools in the past. Whereas during the quinquennium the number of boys' institutions was increased only by 281 in that province, that of girls' institutions was increased by 2,323.

<sup>1</sup> Bengal, page 72.

TABLE LXXV.

*Recognised institutions for girls.*

| Year.               | Arts colleges. | High schools. | Middle schools. | Primary schools. | Special institutions. | Total. |
|---------------------|----------------|---------------|-----------------|------------------|-----------------------|--------|
| 1916-17 .. ..       | 8              | 81            | 446             | 18,077           | 512                   | 19,124 |
| 1921-22 .. ..       | 12             | 120           | 548             | 22,579           | 258                   | 23,517 |
| 1926-27 .. ..       | 18             | 145           | 656             | 26,621           | 316                   | 27,756 |
| 1931-32 .. ..       | 20             | 218           | 787             | 32,564           | 380                   | 33,969 |
| Increase in 1922 .. | 4              | 39            | 102             | 4,502            | -254                  | 4,393  |
| Increase in 1927 .. | 6              | 25            | 108             | 4,042            | 58                    | 4,239  |
| Increase in 1932 .. | 2              | 73            | 131             | 5,943            | 54                    | 6,213  |

*N. B.*—This Table excludes statistics for European institutions.

7. The expenditure figures indicate that increased financial support has not been forthcoming. The figures in the Table given below do not include the sums spent on inspection, scholarships, buildings and other miscellaneous objects. Moreover, no account has been taken of the cost of educating the largely increasing number of girls reading in boys' institutions, the cost of which is debited to boys' and not to girls' schools.

TABLE LXXVI

*Expenditure on institutions for girls, by sources.*

| Year.               | Govt. funds. | Board funds. | Fees.     | Other sources. | Total expenditure. |
|---------------------|--------------|--------------|-----------|----------------|--------------------|
|                     | Rs.          | Rs.          | Rs.       | Rs.            | Rs.                |
| 1916-17 .. ..       | 26,19,878    | 19,82,810    | 5,33,431  | 18,87,019      | 70,22,938          |
| 1921-22 .. ..       | 63,51,849    | 29,81,277    | 8,97,729  | 29,02,704      | 1,31,33,559        |
| 1926-27 .. ..       | 81,88,066    | 45,06,817    | 14,18,784 | 39,15,183      | 1,80,25,850        |
| 1931-32 .. ..       | 1,09,31,402  | 57,71,992    | 22,24,020 | 50,12,597      | 2,39,40,011        |
| Increase in 1922 .. | 37,22,171    | 9,98,467     | 3,64,298  | 10,15,685      | 61,10,621          |
| Increase in 1927 .. | 18,36,217    | 15,25,540    | 5,18,055  | 10,12,479      | 48,92,291          |
| Increase in 1932 .. | 27,43,336    | 12,65,175    | 8,08,236  | 10,97,414      | 59,14,161          |

*N. B.*—This Table excludes expenditure on European institutions.

8. It would be unreasonable to expect that, during a period of acute financial stringency, the necessary funds could be provided in a moment of time, but the following Table indicates that even the modest additional funds which were actually available have not been distributed equitably between boys' and girls' education and that little effort has been made to correct the disproportion in expenditure between the sexes.

For example, whereas in the *United Provinces* expenditure on boys' education rose by Rs. 32 lakhs during the quinquennium, that on girls' education rose by only Rs. 4 lakhs. In *Bihar*, again, an increased expenditure of Rs. 87,000 on girls' institutions compares very unfavourably with one of Rs. 11 lakhs on boys' institutions. The figures convey the awkward impression that, in times of financial stringency, the first item to be thrown overboard is that of girls' education.

A pleasing exception to this attitude of neglect is in *Madras*, whose annual expenditure on girls' education rose by Rs. 24 lakhs during the quinquennium. The additional expenditure on boys' education amounted to Rs. 64 lakhs, so that even in this province the disproportion is being accentuated.

The next highest additional expenditure was in the *Punjab* where the amount reached Rs. 9 lakhs, as against an increased expenditure of Rs. 45 lakhs for boys' institutions.

Additional expenditure on girls' education in *Bombay* was only Rs. 4 lakhs during the quinquennium, but this province has been more liberal in the past in its support of girls' education than other provinces. Hence its expenditure of Rs. 58 lakhs does not compare unfavourably with that of Rs. 74 lakhs in *Madras*.

TABLE LXXVII.

*Expenditure on educational institutions for boys and girls.*

| Province.                       | Expenditure on institutions for males. |             |           | Expenditure on institutions for females. |           |           |
|---------------------------------|--|-------------|-----------|--|-----------|-----------|
|                                 | 1927.                                  | 1932.       | Increase. | 1927.                                    | 1932.     | Increase. |
|                                 | Rs.                                    | Rs.         | Rs.       | Rs.                                      | Rs.       | Rs.       |
| Madras ..                       | 2,90,21,925                            | 3,54,23,350 | 64,01,425 | 49,84,590                                | 74,22,761 | 24,38,171 |
| Bombay ..                       | 2,72,73,932                            | 2,86,45,651 | 13,71,719 | 53,52,429                                | 58,29,207 | 4,76,778  |
| Bengal ..                       | 2,57,97,910                            | 2,90,26,148 | 32,28,238 | 28,08,685                                | 36,54,487 | 8,45,802  |
| United Provinces ..             | 1,90,94,583                            | 2,23,32,981 | 32,38,398 | 23,13,863                                | 27,55,467 | 4,41,604  |
| Punjab ..                       | 1,78,26,459                            | 2,23,53,551 | 45,27,092 | 19,75,811                                | 28,98,606 | 9,22,795  |
| Burma ..                        | 93,98,868                              | 1,12,94,638 | 18,95,770 | 17,01,814                                | 20,24,872 | 3,23,058  |
| Bihar and Orissa ..             | 1,12,59,012                            | 1,23,91,319 | 11,32,307 | 8,33,654                                 | 9,21,047  | 87,393    |
| Central Provinces ..            | 66,10,720                              | 73,51,830   | 7,41,110  | 6,43,957                                 | 8,39,454  | 1,95,497  |
| Assam ..                        | 27,16,180                              | 33,84,687   | 6,68,507  | 2,74,553                                 | 3,77,308  | 1,02,755  |
| North-West Frontier Province .. | 13,21,798                              | 17,85,539   | 4,63,741  | 1,38,911                                 | 2,45,262  | 1,06,351  |

9. The main reason why the necessary financial support has not been forthcoming has been the inability of provincial Governments to maintain the increased measure of financial support, which had been given in the previous quinquennium.

TABLE LXXVIII.

*Government contribution to girls' education, by provinces.*

| Province.                       | 1922.     | 1927.     | 1932.     | Increase<br>between<br>1922-27. | Increase<br>between<br>1927-32. |
|---------------------------------|-----------|-----------|-----------|---------------------------------|---------------------------------|
|                                 | Rs.       | Rs.       | Rs.       | Rs.                             | Rs.                             |
| Madras .. ..                    | 20,11,795 | 30,88,857 | 44,71,091 | 10,77,062                       | 13,82,234                       |
| Bombay .. ..                    | 17,27,812 | 25,71,128 | 25,63,112 | 8,43,316                        | —8,016                          |
| Bengal .. ..                    | 11,30,429 | 18,21,017 | 18,09,328 | 6,90,588                        | —11,689                         |
| United Provinces ..             | 7,31,850  | 15,48,779 | 17,33,868 | 8,16,929                        | 1,85,089                        |
| Punjab .. ..                    | 7,09,336  | 11,91,600 | 17,67,122 | 4,82,264                        | 5,75,522                        |
| Burma .. ..                     | 3,90,852  | 6,58,299  | 7,98,601  | 2,67,447                        | 1,40,302                        |
| Bihar and Orissa ..             | 3,11,839  | 4,23,525  | 4,25,194  | 1,11,686                        | 1,669                           |
| Central Provinces ..            | 3,77,848  | 6,38,348  | 6,31,457  | 2,60,500                        | —6,891                          |
| Assam .. ..                     | 1,30,521  | 2,05,428  | 2,63,643  | 74,907                          | 58,215                          |
| North-West Frontier<br>Province | 24,310    | 58,087    | 1,51,767  | 33,777                          | 93,680                          |

*N. B.*—The figures for 1922 do not include such indirect expenditure as cost of inspection and direction, buildings, etc., for which separate figures are not available.

10. The position is therefore critical. The quantitative advance in the enrolment of girls will at least be maintained; it will probably be expedited. Unless, therefore, more generous financial support is given the grave defects in the education of boys will be accentuated in the education of girls.

A striking passage is quoted below from the *Bengal* report. It is not suggested that the observations made in this passage are applicable to all parts of India; it may be even that the unfavourable position in Bengal itself has been exaggerated. At the same time, an aspect of the general problem has been represented which should not pass unheeded:

“When we consider the recent history of women's education, there is reason to be disquieted at the haphazard manner in which it is developing. The history of men's education should have been fruitful of warnings at least, but those warnings have been unheeded; and women's education is following the same ill-advised, disordered path. The truth is that it has not yet received sufficient attention; it has been regarded as of secondary importance, incidental not vital. In the province which has the largest female population and the largest number of women's institutions, there is no woman as yet on the headquarters staff to plan and control. The women's inspecting agency in Bengal is absurdly small—there are no more than two inspectresses and twelve assistant inspectresses for over 17,000 girls' schools. They could inspect only a fraction of the schools and the rest have either been left unsupervised or else visited by the already over-burdened male sub-inspectors. It is true that Government have given administrative sanction to the appointment of an Assistant Directress; that one of the inspectresses has, at the request of the Department, drawn up a scheme for the development of women's education; that in 1928-29 Government gave their general approval to the policy of the establishment of an aided girls' high school in each district headquarters, whenever there should be a demand for it; but all these plans have been held up by lack of money. The number of Government

institutions for girls has scarcely increased at all during the period. The new schools that have arisen are the result of private interest and enterprise. The establishment of such schools is a hopeful sign of the times, but unless some large constructive scheme is devised and put into operation, girls' schools will become as inefficient, as narrow in their aim, as ill-adapted to their purpose as boys' schools. At present, if women's education is expanding, it is expanding as the result of impulses from below, not from above. The income from fees in all women's institutions together has arisen from Rs. 11½ lakhs to Rs. 14½ lakhs, but the contribution from provincial revenues to this most important and potentially fruitful of all creative public duties has actually decreased. It is to be hoped that this apathy and lack of policy will soon be replaced by some wise, well-planned comprehensive scheme, buttressed by adequate financial support."<sup>1</sup>

(ii) Co-education.

11. It is difficult to recall to mind that, only a comparatively short time ago, the practice of co-education was widespread in India. In 1902, as many as 44.7 per cent of the girls under instruction were reading in boys' institutions, but this percentage dropped to 38.5 in 1927. The main reason for this decline was that, in order to improve the quality of girls' education, the number of separate girls' schools was largely increased during the years when money was comparatively plentiful.

TABLE LXXIX.

*Percentage of girls in boys' schools to the total number of girls under instruction.*

| Province.                                       | 1922. | 1927. | 1932. |
|---|-------|-------|-------|
| Madras .. .. .                                  | 52.1  | 55.5  | 51.1  |
| Bombay .. .. .                                  | 36.4  | 33.9  | 36.2  |
| Bengal .. .. .                                  | 16.5  | 14.4  | 17.5  |
| United Provinces .. .. .                        | 36.0  | 33.3  | 35.8  |
| Punjab .. .. .                                  | 5.4   | 8.1   | 11.2  |
| Burma .. .. .                                   | 74.8  | 78.5  | 81.0  |
| Bihar and Orissa .. .. .                        | 42.6  | 39.6  | 42.7  |
| Central Provinces .. .. .                       | 40.4  | 35.7  | 38.5  |
| Assam .. .. .                                   | 60.6  | 52.4  | 50.3  |
| North-West Frontier Province .. .. .            | 6.0   | 8.6   | 5.9   |
| British India (including minor administrations) | 37.7  | 38.5  | 38.4  |

12. Though the total percentage of girls reading in boys' schools does not tend to increase, some of the provincial figures are striking. *Madras* and *Burma*, which have the highest percentage of girls under instruction, have also a much higher percentage of girls reading in boys' schools than other provinces. The low percentage recorded in *Bengal* is due primarily to the very large number of separate institutions for girls. Indeed, more than half of the girls' primary schools in British India are in Bengal. The very low

<sup>1</sup> Bengal, pages 77-78.

percentage in the *Punjab* is due to the rigidity of the social system which renders co-education difficult, even at the primary stage.

TABLE LXXX.

*Co-education.*

| Province.                                       | Number of girls reading in boys' institutions. | Number of girls reading in girls' institutions. | Total No. of girls. |
|---|--|---|---------------------|
| Madras .. .. .                                  | 379,434  | 363,102   | 742,536             |
| Bombay .. .. .                                  | 105,878  | 186,780   | 292,658             |
| Bengal .. .. .                                  | 97,926   | 461,786   | 559,712             |
| United Provinces .. .. .                        | 59,873   | 107,138   | 167,011             |
| Punjab .. .. .                                  | 23,880   | 189,407   | 213,287             |
| Burma .. .. .                                   | 175,474  | 41,065  | 216,539             |
| Bihar and Orissa .. .. .                        | 53,947   | 72,506  | 126,453             |
| Central Provinces .. .. .                       | 25,550   | 40,866  | 66,416              |
| Assam .. .. .                                   | 31,268   | 30,899  | 62,167              |
| North-West Frontier Province .. .. .            | 793  | 12,758  | 13,551              |
| British India (including minor administrations) | 958,220  | 1,534,429                                       | 2,492,649           |

The *Madras* figures call for special notice. The number of girls reading in boys' schools advanced from 198,768 in 1922 to 299,177 in 1927; and again to 379,434 in 1932. The number has been nearly doubled during the space of ten years.

Much advance has also been recorded in *Bombay*, where the number of girls reading in boys' schools increased from 75,602 (out of a total of 222,359) to 105,878 (out of a total of 292,658).

13. The general attitude towards co-education has changed very considerably during the quinquennium, probably as a result of financial stringency.

In 1927, a committee in the *Central Provinces* recorded the following proposals :

"The co-education of boys and girls in schools should not be continued beyond the primary stage, and no boys should be admitted to girls' schools at any stage of their education. But in places where there is not sufficient demand for girls' primary education to justify the opening of separate girls' primary schools, the present system of admitting girls to boys' primary schools should be continued, both as a valuable means of propaganda to popularise female education and in order to procure a number of girls necessary to justify the opening of separate primary schools for girls.

As soon as the number of girls in a boys' primary school reaches thirty, a separate girls' primary school should be opened, if there is a generally expressed desire on the part of the parents."<sup>1</sup>

The report of the Committee was published only a short time before the financial stringency set in with all its intensity, and therefore its main recommendation that separate girls' schools should be opened in places where there



is a strongly expressed demand and where thirty girls are forthcoming soon became an idle dream. A Government, which was compelled in 1927-32 to reduce its total educational expenditure by as much as Rs. 24 lakhs, could scarcely be expected to open a number of separate girls' schools; it is at least open to question whether it would have been advisable to do so. Even if thirty girls had been enrolled in a school, it is doubtful whether more than a single teacher would have been appointed; it is now generally admitted that single teacher schools are of very little benefit and make a very small contribution towards the reduction of illiteracy. The alternative no longer lies between co-education and separate girls' schools, but rather between co-education and no school provision whatever.

14. It is not surprising, therefore, that the advantages and even the inevitability of a system of co-education are now being investigated. For example, the Director of Public Instruction, *Bihar*, has advocated an extension of the system, mainly on the ground that a poor province has no other alternative:

"This decrease (in the number of girls' primary schools) accompanied by a rise in the number of girls reading in boys' institutions from 46,869 in 1926-27 to 53,747 in 1931-32 is not a matter for regret. It shows that both local bodies and parents are realising that, at the primary stage, it is seldom necessary to have separate schools for girls. Nothing short of the absence of any practicable alternative could justify the maintenance of these separate schools, nearly all of them staffed by a single elderly, untrained male teacher. Co-educational schools should provide better teaching at less cost. Incidentally, the more efficient that we can make our primary schools, the more popular should co-education become. If all the boys could be encouraged to complete the lower primary stage by the age of ten, there could be little objection to co-education from any but the more conservative parents."<sup>1</sup>

15. It is the more disquieting, therefore, that the reports of co-education from the more progressive provinces are in many ways unfavourable.

An Inspectress of Schools, *Bombay*, has pointed out that, in practice, there is no proper system of co-education, and that girls are admitted to boys' schools merely as a concession and a convenience:

"Girls are not part of the corporate life of the school. There is no lady teacher in these schools. There are no special arrangements for physical education, nor for sewing and music which, whatever their standard, are now taught in all girls' schools, and sometimes no special sanitary arrangements are made....."

"There is a mistaken idea among parents that a daughter at a boy's school has an added prestige, but such an idea should be condemned. Girls in a class of boys become extra shy or overbold. The teacher does not address them in class, for fear that the boys would laugh at any foolish answer they may give; and after school he ignores them lest the boys would jeer at him.....If the school is a co-educational one in the real sense of the word, with a mixed staff and a fair proportion between the boys and girls, that is quite a different matter."<sup>2</sup>

*Burma* has made far greater advance than any other province in co-education, but even in that province girls reading in boys' institutions still suffer from serious disadvantages:

"Our village system of education is co-educational, and the prejudice against it even among monastic school managers is breaking down. The *Dwara* sect still holds that girls should be excluded from monastic schools, but the *Kan* sect sees no objection to their admission. Girls will not, however, get a fair chance either in secular or monastic co-educational village schools until the proportion of women teachers can be increased. Our inspectresses have constantly pressed local educational authorities to appoint more women

<sup>1</sup>B. & O., page 79.

<sup>2</sup>*Bombay*, pages 167-168.

teachers and would like to go on training women, although many qualified men are out of work. 'We are constant,' writes Daw Hmi, 'in our advice to local educational authorities to have at least one woman teacher appointed in all vernacular schools as the presence of women teachers tends to prolong girls' attendance at school.'"<sup>1</sup>

16. The present position and the future prospects of girls' primary education are therefore perplexing. The demand among Indian girls for education will increase very rapidly, but with the continuance of the financial stringency it is difficult to suggest how that demand can be met, especially in sparsely populated areas. The creation of separate primary schools for girls is prohibited on financial grounds and the only alternative would appear to be a wide expansion of co-educational schools, but co-education must be confined almost entirely to the pupils and not to the staff, except possibly in *Burma*. Save in very rare cases, principally where the wife of a village schoolmaster has become a trained teacher, the appointment of a mixed staff in primary schools is impracticable; but in provinces such as *Madras*, *Bengal* and *Bihar*, where the employment of men teachers in girls' schools is so prevalent, the girls would not be placed so unfavourably in co-educational schools as they are in many of the separate schools for girls. It is for consideration whether co-education could not be established better on the foundation of girls' than of boys' primary schools. Women, provided they are well-qualified and trained, are usually better teachers for small boys than men. Little boys might therefore be encouraged to attend girls' primary schools in places where teaching is in efficient hands.

(iii) *Primary education.*

17. The Hartog Committee drew pointed attention, five years ago, to the alarming 'wastage' in the primary stage.

TABLE LXXXI.

Wastage: 1922—27.

| Province.  | Number of pupils in girls' schools by stages. |                      |                       |                      |                     | Proportion of pupils in Classes I, IV, and V in 1922—27. |                      |                     |
|--|---|----------------------|-----------------------|----------------------|---------------------|--|----------------------|---------------------|
|  | Class I<br>1922-23.                           | Class II<br>1923-24. | Class III<br>1924-25. | Class IV<br>1925-26. | Class V<br>1926-27. | Class I<br>1922-23.                                      | Class IV<br>1925-26. | Class V<br>1926-27. |
| <i>Madras</i> ..                                       | 116,615                                       | 35,725               | 26,091                | 18,402               | 10,075              | 100  | 16                   | 9                   |
| <i>Bombay</i> ..                                       | 48,089  | 25,383               | 18,816                | 14,728               | 11,241              | 100  | 31                   | 23                  |
| <i>Bengal</i> ..                                       | 195,534                                       | 51,675               | 16,653                | 4,239                | 2,014               | 100  | 2                    | 1                   |
| United Provinces                                       | 42,705  | 9,078                | 5,686                 | 3,275                | 2,428               | 100  | 8                    | 6                   |
| <i>Punjab</i> ..                                       | 36,488  | 10,075               | 7,933                 | 5,752                | 4,203               | 100  | 16                   | 12                  |
| <i>Burma</i> ..  | 22,934  | 13,546               | 4,608                 | 4,161                | 1,570               | 100  | 18                   | 7                   |
| <i>Bihar and Orissa</i>                                | 40,646  | 10,551               | 5,128                 | 1,091                | 799                 | 100  | 3                    | 2                   |
| Central Provinces                                      | 9,452   | 5,022                | 3,041                 | 2,174                | 619                 | 100  | 23                   | 7                   |
| <i>Assam</i> ..  | 10,258  | 1,745                | 1,199                 | 913                  | 419                 | 100  | 9                    | 4                   |
| British India<br>(including minor<br>administrations). | 533,878                                       | 161,228              | 86,846                | 55,794               | 33,588              | 100  | 10                   | 6                   |

<sup>1</sup> *Burma*, page 25.

These figures have been brought up to date in respect to the quinquennium under review and are given below. There is, however, a discrepancy between the Table for 1922-27 and that for 1927-32. Whereas in the 1922-27 Table girls reading in boys' schools have been omitted, they have been included in the Table for 1927-32.

TABLE LXXXII.

Wastage: 1927-32.

| Province.                                       | Number of girls by stages. |                      |                       |                      |                     | Proportion of girls in Classes I, IV and V in 1927-32. |                      |                     |
|---|----------------------------|----------------------|-----------------------|----------------------|---------------------|--|----------------------|---------------------|
|   | Class I<br>1927-28.        | Class II<br>1928-29. | Class III<br>1929-30. | Class IV<br>1930-31. | Class V<br>1931-32. | Class I<br>1927-28.                                    | Class IV<br>1930-31. | Class V<br>1931-32. |
| Madras ..                                       | 360,299                    | 101,123              | 66,020                | 42,813               | 20,752              | 100  | 12                   | 6                   |
| Bombay ..                                       | 106,358                    | 41,493               | 33,256                | 24,611               | 17,888              | 100  | 23                   | 17                  |
| Bengal ..                                       | 328,314                    | 68,974               | 38,306                | 9,441                | 5,951               | 100  | 3                    | 2                   |
| United Provinces                                | 83,967                     | 22,534               | 13,268                | 6,694                | 4,764               | 100  | 8                    | 6                   |
| Punjab ..                                       | 58,683                     | 16,072               | 12,732                | 10,546               | 8,943               | 100  | 18                   | 15                  |
| Burma ..  | 96,814                     | 35,741               | 16,683                | 10,867               | 3,249               | 100  | 11                   | 3                   |
| Bihar and Orissa                                | 87,430                     | 18,740               | 10,509                | 2,184                | 1,602               | 100  | 2                    | 2                   |
| Central Provinces                               | 27,724                     | 8,336                | 6,229                 | 4,689                | 980                 | 100  | 17                   | 3                   |
| Assam ..  | 28,270                     | 3,910                | 2,763                 | 5,093                | 3,410               | 100  | 18                   | 13                  |
| North-West Frontier Province.                   | 4,774                      | 1,169                | 1,043                 | 904                  | 451                 | 100  | 19                   | 9                   |
| British India (including minor administrative). | 1,215,822                  | 311,281              | 197,321               | 120,464              | 66,945              | 100  | 10                   | 6                   |

Though these figures, even as revised and brought up to date, do not give cause for optimism, there are signs of improvement.

In the *United Provinces*, the position has been slightly improved, as the "number in the lower primary and preparatory sections taken together is now 86 per cent. of the total enrolment of pupils in public institutions as against 90 per cent. in 1927."<sup>1</sup>

In *Bengal*, the failure of the girls to make any appreciable progress is very striking: "In the lowest class, there are two girls to five boys, but in Class III only one to twelve, and in Class IV one to sixteen. In the primary stage, as a whole, there are three girls to every ten boys, but in the middle stage only one girl to every 24 boys; and in the high stage only one to thirty. The number of women in arts colleges was only 712 in 1931-32, while the number of men was 20,912."<sup>2</sup>

<sup>1</sup> U. P., page 71.<sup>2</sup> Bengal, page 67.

The main cause of this disappointing state of affairs is due largely to the very large number of lower primary schools (with only three classes):

"Girls' primary schools in Bengal are even more inefficient, incredible as it may seem, than boys' schools. Their number is certainly large, larger than in all the other provinces put together. Out of the 26,682 girls' primary schools in British India in 1926-27, no fewer than 14,612 were in Bengal. . . . If we regard Class III as the standard of literacy (an optimistic assumption) it takes two schools to make a single literate in the year, largely because most of them are lower primary schools. No figures are available to show the number of upper primary schools, but in 1927 only one in 62 of the girls' primary schools was of the upper primary stage. There are only 5,183 primary women teachers, less than one for every three schools. Nearly all the schools are single-teacher schools; the great majority of them have men teachers. The average enrolment was only 24.5, whereas in boys' schools it was 38.4. The average annual cost of a school was Rs. 82, less than Rs. 7 a month; the annual cost of an unaided school was only Rs. 19 . . . ."

"These are amazing figures, and the only consolation is that, since practically all the expenditure was wasted, more money was not spent. The whole system of girls' primary schools in the province, with a few exceptions, is practically useless."<sup>1</sup>

18. A reliable test of progress is provided by the enrolment of Classes IV and V, the stages at which literacy should be expected.

TABLE LXXXIII.

*Girls in Classes IV and V.*

| Province.  | Class IV. |         |           | Class V. |        |           |
|--|-----------|---------|-----------|----------|--------|-----------|
|  | 1927.     | 1932.   | Increase. | 1927.    | 1932.  | Increase. |
| Madras .. ..                                     | 19,097    | 49,018  | 29,921    | 10,075   | 20,752 | 10,677    |
| Bombay .. ..                                     | 16,169    | 26,894  | 10,725    | 11,259   | 17,888 | 6,629     |
| Bengal .. ..                                     | 4,326     | 9,828   | 5,502     | 2,014    | 5,951  | 3,937     |
| United Provinces ..                              | 7,185     | 7,328   | 143       | 3,656    | 4,764  | 1,108     |
| Punjab .. ..                                     | 6,130     | 11,897  | 5,767     | 4,203    | 8,943  | 4,740     |
| Burma .. ..                                      | 3,097     | 11,356  | 8,259     | 1,570    | 3,249  | 1,679     |
| Bihar and Orissa ..                              | 1,250     | 2,573   | 1,323     | 799      | 1,602  | 803       |
| Central Provinces ..                             | 2,505     | 5,603   | 3,098     | 619      | 980    | 361       |
| Assam .. ..                                      | 1,020     | 5,509   | 4,489     | 419      | 3,410  | 2,991     |
| North-West Frontier Province ..                  | 435       | 1,113   | 678       | 139      | 451    | 312       |
| British India (including minor administrations). | 58,064    | 133,783 | 75,729    | 33,588   | 69,945 | 36,357    |

N. B.—The figures for 1927 are not strictly comparable with those for 1932 as the former represent pupils reading in girls' schools, while the latter include girls reading in schools for both sexes.

<sup>1</sup> Bengal, page 72.

For the purpose of comparison between the provinces, the following Table is of interest.

TABLE LXXXIV.

*Girls in Classes IV and V, and female population, by provinces.*

| Province (with female population in millions).          | Number of girls enrolled in Classes IV and V. |         | Increase. |
|---|---|---------|-----------|
|   | 1927.*  | 1932.   |           |
| Madras (23·6)   | 29,172  | 69,770  | 40,598    |
| Bombay (10·3)   | 27,428  | 44,782  | 17,354    |
| Bengal (24·0)   | 6,340   | 15,779  | 9,439     |
| United Provinces (22·9)                                 | 10,841  | 12,092  | 1,251     |
| Punjab (10·7)   | 10,333  | 20,840  | 10,507    |
| Burma (7·1)   | 4,667   | 14,605  | 9,939     |
| Bihar and Orissa (18·8)                                 | 2,049   | 4,175   | 2,126     |
| Central Provinces (7·7)                                 | 3,124   | 6,583   | 3,459     |
| Assam (4·0)   | 1,439   | 8,919   | 7,480     |
| North-West Frontier Province (1·1) *                    | 574   | 1,564   | 990       |
| British India (including minor administrations) (131·7) | 91,642  | 203,728 | 112,086   |

\* The figures for 1927 give the number of pupils reading in schools for girls and are not strictly comparable with those for 1932, which include girls reading in schools for both sexes.

*Madras* and *Bombay* are far more advanced than other provinces. Indeed, the enrolment of girls in Classes IV and V in *Madras* is greater than that of all other provinces taken together, excluding *Bombay*. The very considerable drop in *Madras* between the enrolment of Class IV and Class V provokes the fear that girls are reluctant to prolong their stay at school in a system of co-education, in which there are few women teachers.

The *Punjab* figures deserve attention. Bearing in mind the comparatively small population and the widespread persistence and rigidity of inimical social

customs, it is remarkable that this province should stand third, though a bad third, to Madras and Bombay in the enrolment of those school classes which should denote the attainment of literacy. It is difficult to resist the feeling that the very difficulties which beset the Punjab may in reality have proved her salvation, and that this province gains benefit in the long run by being compelled to depend on women teachers in girls' schools and by thus being released from the temptation of employing decrepit old men in single-teacher schools. It is probable also that the rapid development of Government secondary schools for girls has contributed towards this promising result.

19. Provincial reports are generally pessimistic in regard to the standard of instruction in girls' primary schools.

The *United Provinces* report, while recognising that efforts have been made to improve the condition of girls' schools, suggests that the management of schools by district and municipal boards is frequently defective: "Well founded reports are received that incompetent teachers are appointed, sometimes for private reasons, and are retained against the advice of the inspectress, even in large municipalities."<sup>1</sup>

In the *Punjab*, there are signs of improvement: "Though the wheels of progress are moving slowly, they have most certainly begun to move. The teachers are more open to suggestion with the result that the children are now more lively and less inclined to take things for granted. The greatest needs of village schools are decent healthy buildings, small enclosures in which the children can have their own bit of ground to grow vegetables, and space for exercise and play."<sup>2</sup>

The *Bombay* report, while recording that the education of girls has made progress, is critical of the neglect of physical training:

"Children who would ordinarily be at work in the fields or at home, or playing in the streets, are spending long hours a day in stuffy, overcrowded rooms. Scientific physical training is therefore necessary as a corrective. Very many of the children are poorly developed and are suffering from the effects of malaria and other diseases, or from under-feeding. . . . Mental energy and alertness cannot be produced from sluggish and unhealthy bodies."<sup>3</sup>

The *Burma* report harps on the same theme: "Progress in the physical training of Burmese girls is even more desirable. Much has been done for boys, but the physical training of Burmese girls, even in our best organised anglo-vernacular and vernacular schools, is still defective." It is suggested that "selected girls should be trained as physical training experts, and that their special duty would be to advise vernacular school mistresses."<sup>4</sup>

Inspectresses in *Madras* are agreed that schools for girls are generally better equipped than schools for boys, but not so well-housed. The reason why they are better equipped is that women teachers often show greater resourcefulness than men teachers in acquiring teaching appliances and materials for their schools.

<sup>1</sup> U. P., page 76.

<sup>2</sup> Punjab, page 97.

<sup>3</sup> Bombay, page 169.

<sup>4</sup> Burma, page 26.

It is also held that aided mission schools are as a rule better equipped and better housed than are those under the management of local bodies.<sup>1</sup>

20. These excerpts from provincial reports show that progress in the actual schooling of young girls is disappointingly slow, but criticism of this kind should be accompanied by an appreciation of the immense difficulties which impede progress. Unbounded patience is required.

There are, first, the difficulties imposed by certain social customs, by poverty and disease, by the frequent absence of communications and by the consequent difficulty experienced by the little girls in going to and from school. As has been shown at the beginning of this chapter, there are unmistakable signs that some at least of these difficulties are tending to disappear and that, during the last few years, the whole attitude towards the education of girls has been changed for the better.

But there are other difficulties connected with the administration and organisation of girls' primary schools. In most villages the attendance of girls at school is, and must necessarily remain for some time, so insignificant that only a single-teacher school can be provided, with the result that the schooling, though often costly in comparison with that given to boys, is of little value and makes little appeal to parents to send their girls to school. In certain provinces, again, notably the *Punjab*, this difficulty is accentuated by the demand of parents that even a minute school should be duplicated and even triplicated in order to cater for the different vernaculars used by the girls. This aspect of the question has been explained in the *Bihar* report :

"The social customs that keep the roll down are dying, but dying slowly ; the smallness of the roll itself restricts the supply of qualified teachers and therefore raises their value ; and though the motor bus is helping to solve the conveyance problem, it can at most reduce the waste of time that was formerly involved and provide a better service at little, if any, more cost." <sup>2</sup>

21. All provincial reports are agreed that future progress depends very largely upon the employment of a far greater number of well-trained and suitably qualified school mistresses in village schools. Laudable efforts were made in the previous quinquennium to improve the size and the quality of vernacular training institutions for girls ; but these welcome improvements, even if they are maintained, will not by themselves remove the root difficulty. It is far from easy to make suitable arrangements for the living accommodation of women teachers in villages. In consequence, many girls, who have successfully completed their period of training are reluctant, not unnaturally, to accept service in remote villages, far from their family surroundings and by no means immune from risks and dangers. It is mainly because they often possess the means of coping with these difficulties that mission institutions compare favourably with those maintained by local bodies.

The most effective solution of this difficulty would appear to lie in attaching small training classes to some of the better and stronger schools situated in rural areas. By this means promising girls from the locality can be trained ; and less difficulty would be experienced in providing for their accommodation in the villages in which they will teach than would be the case of those coming from a distance.

<sup>1</sup>Madras, page 95.

<sup>2</sup>B. and O., page 79.

(iv) *The provision and training of primary school teachers.*

22. The following Table shows the number of women teachers working in girls' primary schools in the provinces.

TABLE LXXXV.

*Number of women teachers and of trained teachers in primary schools for girls by provinces.*

| Province.  | Number of primary schools for girls. | Total number of women teachers. | Percentage of trained women teachers in 1927. | Percentage of trained women teachers in 1932. |
|--|--------------------------------------|---------------------------------|---|---|
| Madras .. .. .                                   | 5,682                                | 12,404                          | 67  | 76  |
| Bombay .. .. .                                   | 1,741                                | 5,046                           | 54  | 52  |
| Bengal .. .. .                                   | 17,438                               | 5,225                           | 11  | 12  |
| United Provinces .. .. .                         | 1,733                                | 2,094                           | 13  | 11  |
| Punjab .. .. .                                   | 1,627                                | 2,847                           | 31  | 39  |
| Burma .. .. .                                    | 634                                  | 1,533                           | 65  | 86  |
| Bihar and Orissa .. .. .                         | 2,447                                | 1,661                           | 24  | 27  |
| Central Provinces .. .. .                        | 414                                  | 1,192                           | 47  | 49  |
| Assam .. .. .                                    | 632                                  | 571                             | 23  | 16  |
| North-West Frontier Province                     | 113                                  | 243                             | 27  | 25  |
| British India (including minor administrations). | 32,635                               | 33,524                          | 45  | 51  |

These figures illustrate the large extent, in which men teachers are employed even in primary schools for girls, especially in *Bengal*, *Bihar* and *Assam*; but even these figures, unsatisfactory as they undoubtedly are, overestimate the number of women teachers employed in girls' schools, as they include the women teachers employed in boys' schools, the numbers of whom in *Madras* and *Bombay* are fairly considerable. The dearth of women teachers is especially great in *Bengal*, *Bihar* and, to a lesser extent, in the *United Provinces* and *Assam*.



23. The following Tables show the number of training schools for girls and their enrolment and cost in 1927 and 1932 :

TABLE LXXXVI.

*Training schools for women and their enrolment.*

| Province.  | Training schools. |       | Enrolment. |        |
|--|-------------------|-------|------------|--------|
|  | 1927.             | 1932. | 1927.      | 1932.  |
| Madras .. .. .                                   | 37                | 64    | 1,831      | 3,232* |
| Bombay .. .. .                                   | 18                | 21    | 666        | 803    |
| Bengal .. .. .                                   | 10                | 10    | 201        | 234    |
| United Provinces .. .. .                         | 34                | 45    | 316        | 412    |
| Punjab .. .. .                                   | 12                | 18    | 445        | 853    |
| Burma .. .. .                                    | 29                | 22    | 599        | 511*   |
| Bihar and Orissa .. .. .                         | 11                | 11    | 180        | 249    |
| Central Provinces .. .. .                        | 6                 | 8     | 228        | 337    |
| Assam .. .. .                                    | 2                 | 2     | 36         | 22     |
| North-West Frontier Province .. .. .             | 2                 | 1     | 28         | 48     |
| British India (including minor administrations). | 166               | 209   | 4,664      | 6,945* |

\* There were also 2 girls in Madras and 135 in Burma who were reading in training schools for males.

TABLE LXXXVII.

*Expenditure on training schools for women and average annual cost per pupil.*

| Province.  | Expenditure from  |              |        |                |           | Average annual cost per pupil. |           |
|--|-------------------|--------------|--------|----------------|-----------|--------------------------------|-----------|
|  | Government funds. | Board funds. | Fees.  | Other sources. | Total.    | 1927.                          | 1932.     |
|  | Rs.               | Rs.          | Rs.    | Rs.            | Rs.       | Rs. a p.                       | Rs. a. p. |
| Madras ..  | 5,38,823          | 13,415       | 6,770  | 1,55,026       | 7,14,034  | 281 13 2                       | 220 14 10 |
| Bombay ..  | 1,54,875          | 15,189       | 10,636 | 60,135         | 2,40,835  | 345 3 6                        | 299 14 8  |
| Bengal ..  | 65,417            | ..           | ..     | 18,635         | 84,052    | 353 1 4                        | 359 3 2   |
| United Provinces                                 | 1,65,649          | 143          | 13,244 | 21,390         | 2,00,426  | 473 14 6                       | 486 7 6   |
| Punjab ..  | 1,06,086          | 521          | 3,319  | 6,359          | 1,16,285  | 206 0 1                        | 136 5 2   |
| Burma ..   | 61,901            | ..           | ..     | 11,206         | 73,107    | 264 8 9                        | 143 1 1   |
| Bihar and Orissa                                 | 61,255            | ..           | 790    | 7,913          | 69,958    | 383 15 9                       | 240 12 9  |
| Central Provinces                                | 50,933            | ..           | 1,664  | 13,400         | 65,997    | 268 0 5                        | 195 13 5  |
| Assam ..   | 3,066             | ..           | ..     | ..             | 3,066     | 57 9 9                         | 139 5 10  |
| North-West Frontier Province.                    | 15,617            | ..           | ..     | ..             | 15,617    | 300 14 3                       | 325 5 8   |
| British India (including minor administrations). | 12,35,174         | 29,268       | 40,644 | 3,11,273       | 16,16,359 | 299 9 8                        | 232 11 10 |

In 1932, 110 of these institutions were managed by Government; the majority of the remainder were under mission management.

3,234 of the girls under training out of a total of 7,082 are in *Madras*. The enrolment in those provinces, in which there is a great dearth of women teachers, is disappointing.

Of the total of 7,082 pupils under training in 1932 only 2,810 were Hindus or Buddhists, as against 3,086 Indian Christians. The enrolment of Muslims was 657 and that of Sikhs was 174.

24. The position is still unsatisfactory, though it varies very considerably between provinces.

In *Madras*, the number of training institutions has advanced from 37 to 64 during the quinquennium; in an increase of 27 institutions, Government has contributed as many as 20.

In *Bombay*, the enrolment of training institutions dropped from 713 in 1917 to 666 in 1927, but has increased during the quinquennium to 803.

In *Bengal*, the number under training advanced from 141 in 1917 to 201 in 1927, and again only to 234 at the end of the quinquennium. The report states that in primary schools there are very few trained women teachers indeed. What is even more deplorable is the large number of failures at the end of the course, only 50 having been successful out of 119 in the examination held in 1931-32.

Something has been done to remedy this serious state of affairs :

“The system of training women teachers for primary schools has been reorganised during the period. In 1929, a Training Board was established with the Inspector of West Bengal as secretary to deal with the whole problem of vernacular training for women teachers in the Province. The rules and syllabuses have been revised. The standard of admission was raised, the Matriculation becoming the qualification for the senior class, and Class VI (middle vernacular or middle English) for the junior class. The course was extended to two years for junior students and three years for Moslem and backward Hindu students.”<sup>1</sup>

Efforts have been made in the *United Provinces* to reduce the deficiency. The number of trained teachers has risen from 750 in 1927 to 979 in 1932. The number under training has similarly advanced from 208 in 1917 to 316 in 1927 and again to 412 in 1932, but there is still much lee-way to make up.

The *Punjab* has made a commendable advance, the enrolment of training institutions having risen from 224 in 1917 to 445 in 1927, and again to 853 in 1932.

In *Burma* there has been much discussion as to how the training of vernacular teachers can best be carried out, when better times return :

“A choice will have to be made between centralisation of training at one or more superior institutions and improvement of the present system under which elementary teachers are trained near their homes and under rural conditions. The advantages and

<sup>1</sup> Bengal, page 106.

disadvantages of these two alternatives have been much discussed. The majority of inspectors favour the first alternative, the writer of this report favours the second."<sup>1</sup>

In view of what has been said already on this aspect of the question, the writer of this Review agrees with the writer of the Burma report.

The *Bihar* report is disappointing in that it discloses the fact that "though the demand for trained women teachers is as great as ever, one of the Government training classes had to be closed as a measure of retrenchment."<sup>2</sup> The enrolment in these training institutions has only increased from 137 in 1917 to 180 in 1927, and again to 249 in 1931-32. "It is also difficult to obtain suitable women for training, as in many cases local bodies allow unqualified women and men to teach in primary schools rather than insist on their preparing themselves as teachers."<sup>2</sup>

In the *Central Provinces*, the number of training institutions has been increased from six to eight, and the enrolment from 228 to 337 during the quinquennium.

The position in *Assam* has unfortunately gone from bad to worse. In the last Review it was suggested that, in view of the dearth of women teachers in schools in Assam, the provision of only two training schools, which only admit a total of 36 pupils, is quite inadequate for the province.<sup>3</sup> It is for regret that "the training classes for school mistresses attached to the Mission high schools for girls at Silchar and Nowgong have been suspended. This is very unfortunate at a time when the demand for these classes was steadily growing."<sup>4</sup>

The report of the *North-West Frontier Province* provides more refreshing reading. The number of stipends has been increased, and a motor bus has been purchased for the use of students going to and from their practical classes.

25. The position in most provinces is far from satisfactory. The inevitable result will be that, when additional funds are forthcoming, money will be wasted in maintaining schools for which suitable mistresses will not be forthcoming; during even the time of financial stringency, the number of unprofitable schools has been increased. The better course would have been to strengthen the training institutions and to abstain from a prodigal increase in the number of largely unprofitable schools.

(v) *Secondary schools for girls.*

26. The following Tables show the number of secondary schools of girls and the number of pupils in them in 1927 and 1932.

<sup>1</sup> Burma, page 27.

<sup>2</sup> B. & O., page 81.

<sup>3</sup> 9th Q. R., page 186

<sup>4</sup> Assam, page 142.

TABLE LXXXVIII.

*High schools for girls and their enrolment.*

| Province.                                       | Institutions. |       |           | Pupils. |        |           |
|---|---------------|-------|-----------|---------|--------|-----------|
|   | 1927.         | 1932. | Increase. | 1927.   | 1932.  | Increase. |
| Madras .. ..                                    | 56            | 65    | 9         | 11,957  | 16,360 | 4,403     |
| Bombay .. ..                                    | 48            | 60    | 12        | 9,683   | 14,449 | 4,766     |
| Bengal .. ..                                    | 42            | 61    | 19        | 9,421   | 15,644 | 6,223     |
| United Provinces .. ..                          | 27            | 29    | 2         | 4,260   | 6,354  | 2,094     |
| Punjab .. ..                                    | 21            | 40    | 19        | 3,641   | 12,263 | 8,623     |
| Burma .. ..                                     | 23            | 25    | 2         | 6,423   | 7,606  | 1,183     |
| Bihar and Orissa .. ..                          | 4             | 7     | 3         | 814     | 1,822  | 1,008     |
| Central Provinces .. ..                         | 7             | 11    | 4         | 183     | 363    | 180       |
| Assam .. ..                                     | 5             | 6     | 1         | 1,063   | 1,937  | 874       |
| North-West Frontier Province.                   | ..            | 2     | 2         | ..      | 366    | 366       |
| British India (including minor administrations) | 243           | 324   | 81        | 49,757  | 81,249 | 31,492    |

TABLE LXXXIX.

*Middle schools (anglo-vernacular and vernacular) for girls and their enrolment.*

| Province.  | Institutions. |       |           | Pupils. |         |           |
|--|---------------|-------|-----------|---------|---------|-----------|
|  | 1927.         | 1932. | Increase. | 1927.   | 1932.   | Increase. |
| Madras .. ..                                     | 43            | 43    | ..        | 5,655   | 6,408   | 753       |
| Bombay .. ..                                     | 42            | 43    | 1         | 3,253   | 3,531   | 278       |
| Bengal .. ..                                     | 70            | 70    | ..        | 8,072   | 8,606   | 534       |
| United Provinces .. ..                           | 192           | 242   | 50        | 21,663  | 33,600  | 11,937    |
| Punjab .. ..                                     | 93            | 135   | 42        | 16,868  | 28,135  | 11,267    |
| Burma .. ..                                      | 118           | 108   | -10       | 13,306  | 14,590  | 1,284     |
| Bihar and Orissa .. ..                           | 28            | 32    | 4         | 3,674   | 5,186   | 1,512     |
| Central Provinces .. ..                          | 54            | 60    | 6         | 5,751   | 6,531   | 780       |
| Assam .. ..                                      | 32            | 48    | 16        | 3,098   | 5,413   | 2,315     |
| North-West Frontier Province.                    | 14            | 26    | 12        | 2,084   | 4,773   | 2,689     |
| British India (including minor administrations). | 722           | 847   | 125       | 88,649  | 122,790 | 34,131    |

27. The figures in these Tables give an exaggerated impression of the number of girls who are receiving secondary education, as they include the very large number of girls who are reading in the primary departments of these schools. In 1932, out of the 270,026 girls in secondary schools, 70,613 were in the middle stage and only 14,581 were in the high stage. Of the total number in the high stage 6,752 were Hindus, 3,261 Indian Christians, 1,278 Parsees and 594 Muhammadans.

On the other hand, it is open at least to suggestion that even if they do not go further than the primary stage in these schools, girls should have benefited by such instruction more than they would have done in separate primary schools.

28. The following Tables, however, show that there has been a welcome improvement during the quinquennium. Not only has the total enrolment in secondary schools been materially increased, but a larger proportion of the girls are staying longer at school and are reaching the higher classes.

TABLE XC.

*Number of girls in the middle stage.*

| Province.  | 1927.  | 1932.  | Increase. |
|--|--------|--------|-----------|
| Madras .. .. .                                   | 9,083  | 18,067 | 8,984     |
| Bombay .. .. .                                   | 10,613 | 19,239 | 8,626     |
| Bengal .. .. .                                   | 2,287  | 4,916  | 2,629     |
| United Provinces .. .. .                         | 2,807  | 5,289  | 2,482     |
| Punjab .. .. .                                   | 2,879  | 6,063  | 3,184     |
| Burma .. .. .                                    | 3,363  | 10,244 | 6,881     |
| Bihar and Orissa .. .. .                         | 585    | 1,111  | 526       |
| Central Provinces .. .. .                        | 1,420  | 2,575  | 1,155     |
| Assam .. .. .                                    | 670    | 2,164  | 1,494     |
| North-West Frontier Province .. .. .             | 341    | 1,041  | 700       |
| British India (including minor administrations). | 32,961 | 70,613 | 37,652    |

TABLE XCI.

*Number of girls in the high stage.*

| Province.  | 1927. | 1932.  | Increase. |
|--|-------|--------|-----------|
| Madras .. .. .                                   | 1,623 | 2,992  | 1,369     |
| Bombay .. .. .                                   | 2,278 | 4,631  | 2,353     |
| Bengal .. .. .                                   | 1,534 | 3,855  | 2,321     |
| United Provinces .. .. .                         | 343   | 543    | 200       |
| Punjab .. .. .                                   | 408   | 1,011  | 603       |
| Burma .. .. .                                    | 673   | 1,780  | 1,107     |
| Bihar and Orissa .. .. .                         | 145   | 360    | 215       |
| Central Provinces .. .. .                        | 183   | 380    | 197       |
| Assam .. .. .                                    | 304   | 548    | 244       |
| North-West Frontier Province .. .. .             | ..    | 27     | 27        |
| British India (including minor administrations). | 6,770 | 14,581 | 7,811     |

N. B.—In the above two Tables, the figures for 1927 are not strictly comparable with those for 1932, as the former show the number of pupils reading in girls' schools, while the latter include girls reading in schools for both sexes.

TABLE XCII.

*Girl candidates for Matriculation or High School Final examination.*

| Province.                            | Number of candidates. |       | Successful candidates. |       |
|--------------------------------------|-----------------------|-------|------------------------|-------|
|                                      | 1927.                 | 1932. | 1927.                  | 1932. |
| Madras .. .. .                       | 384                   | 544   | 383                    | 542   |
| Bombay .. .. .                       | 363                   | 751   | 175                    | 375   |
| Bengal .. .. .                       | 215                   | 608   | 157                    | 394   |
| United Provinces .. .. .             | 115                   | 259   | 82                     | 139   |
| Punjab .. .. .                       | 148                   | 551   | 60                     | 336   |
| Burma .. .. .                        | 343                   | 667   | 120                    | 281   |
| Bihar and Orissa .. .. .             | 13                    | 39    | 8                      | 13    |
| Central Provinces .. .. .            | 43                    | 90    | 16                     | 49    |
| Assam .. .. .                        | 40                    | 78    | 32                     | 53    |
| North-West Frontier Province .. .. . | 6                     | 8     | 6                      | 6     |

It will also be of value in this connexion to compare the number of candidates for Matriculation or High School Final examination in each province in 1927 and 1932 ; and, again, a considerable advance will be indicated.

29. The number of secondary schools for girls and their enrolment in *Madras* have not materially altered during the quinquennium, but the number of girls reading in boys' secondary schools (excluding European schools) has advanced from 2,765 to 4,775 during the quinquennium.

In *Bombay*, facilities for the secondary education of girls are provided mostly by private agencies with the assistance of grant-in-aid, as "the Department only maintains a full high school at Ahmedabad, and anglo-vernacular girls' schools at Thana, Nasik, Ahmednagar, Dharwar and Bijapur."<sup>1</sup>

In *Bengal*, the number of Indian girls' high schools advanced from 19 to 36 during the quinquennium, and that of middle schools from 48 to 58. But the advance is "trifling as compared with that of boys' schools. Ninety-one new high schools were opened for boys during the period, but only seventeen for girls."<sup>2</sup>

<sup>1</sup> *Bombay*, page 163.<sup>2</sup> *Bengal*, page 71.

“ On the whole, largely because nearly all of these schools are aided and many of them are maintained by missions, the girls’ high schools are more or less efficient.”<sup>1</sup>

In the *United Provinces* the number of pupils reading in the secondary stage has advanced from 2,145 to 4,809. A feature of the system in the United Provinces, as also in the Punjab, is the prominence given to vernacular middle schools for girls. The number of schools of this type has risen during the quinquennium from 153 to 186 ; as many as 65 of these are maintained by Government. Efforts have been made to improve the staffing of these schools.

Marked progress has been made in the *Punjab*. The number of high schools has risen from 21 to 40, and that of middle schools from 93 to 135. It has been the policy of the Punjab Government to open three new Government high schools in each year with a view to there being at least one such school in each district. Unfortunately, owing to financial stringency, only one school of this type was opened in the final year of the quinquennium.

The report states that “ the work of these Government schools is very good, as shown by examination results, by the influx of girls and by the anxiety of parents to secure admission for their children.”<sup>2</sup> The report also speaks appreciatively of many of the aided high schools in the province.

The rapidity of the advance which has been made in this province has been graphically described by the Principal of the Kinnaird College for Women, Lahore :

“ Those who knew the College five years ago firmly believed that as time goes on the number of students would increase ; but even the most optimistic little dreamed that the increase would take place as rapidly as it has done. The report of 1926-27 foretold an increase in the number of students by showing how the number of girls appearing in, and passing, the Matriculation, had increased between 1918 and 1927. In 1918, there were 34 candidates of whom 17 passed. In 1927, 96 were successful out of 168. In 1931, 317 girls were successful out of the 507 who appeared in the examination.”<sup>3</sup>

The position in *Bihar* is disappointing. The number of high schools increased only from four to seven ; and that of middle English schools from 15 to 22. A pleasing relief has been provided by Babu Kidar Nath Goenka, by whose generosity an excellent building has recently been completed at Monghyr for a girls’ high school.

In the *North-West Frontier Province*, enrolment in vernacular middle schools has risen from 1,871 to 3,247 ; that in anglo-vernacular middle schools from 213 to 1,526. Two high schools have also been opened with a total enrolment of 366 girls.

30. Suitable provision for the training of women teachers should keep pace with the increasing demand. That the demand is great is shown conclusively by the following Table, which includes teachers in all secondary schools for girls, middle and high, vernacular and anglo-vernacular.

<sup>1</sup> Bengal, page 71.

<sup>2</sup> Punjab, page 98.

<sup>3</sup> Punjab, page 99.

TABLE XCIII.

*Number and percentage of trained women teachers in secondary schools.*

| Province.                                       | Total number of teachers. | Number of trained teachers. | Percentage of trained teachers. |
|---|---------------------------|-----------------------------|---------------------------------|
| Madras .. .. .                                  | 1,468                     | 1,250                       | 85                              |
| Bombay .. .. .                                  | 1,244                     | 547                         | 44                              |
| Bengal .. .. .                                  | 1,244                     | 651                         | 52                              |
| United Provinces .. .. .                        | 2,005                     | 969                         | 48                              |
| Punjab .. .. .                                  | 1,620                     | 1,104                       | 68                              |
| Burma .. .. .                                   | 2,328                     | 2,004                       | 86                              |
| Bihar and Orissa .. .. .                        | 415                       | 298                         | 71                              |
| Central Provinces .. .. .                       | 398                       | 273                         | 68                              |
| Assam .. .. .                                   | 304                       | 132                         | 43                              |
| North-West Frontier Province .. .. .            | 206                       | 104                         | 50                              |
| British India (including minor administrations) | 11,878                    | 7,748                       | 65                              |

31. Five years ago, the Hartog Committee pointed out that "the provision of only seven training colleges for women (most of which did not teach up to the degree standard) for all India, of which five are located in two provinces, is most inadequate. Even more depressing is the enrolment of only 115 students in these colleges".<sup>1</sup>

The following Table shows that very little has been done in most provinces to reduce this deficiency and that therefore further advance in the secondary education of girls must be retarded by the dearth of trained women graduates.

Considerable progress has been made by the Lady Willingdon Training College for Women in Madras. "One hundred and four graduates applied for admission in 1931-32 as against 31 in 1927-28, the number selected in those years being 36 and 31 respectively".<sup>2</sup> An interesting feature of the quinquennium has been the institution of a physical training diploma class in 1928; and the introduction of domestic science in 1929 as one of the special subjects prescribed by the University for the L. T. course has led to greater emphasis being placed on this subject in girls' schools and to its being made a compulsory subject in the revised S. S. L. C. scheme.

<sup>1</sup> Hartog Report, page 177.<sup>2</sup> Madras, page 55



TABLE XCIV.

*Training colleges for women.*

| Province.         |    |    |    |    |    |    | Colleges. | Students. |
|-------------------|----|----|----|----|----|----|-----------|-----------|
| Madras            | .. | .. | .. | .. | .. | .. | 2         | 66        |
| Bengal            | .. | .. | .. | .. | .. | .. | 3         | 43        |
| United Provinces  | .. | .. | .. | .. | .. | .. | ..        | 11 (a)    |
| Punjab            | .. | .. | .. | .. | .. | .. | 1         | 29        |
| Central Provinces | .. | .. | .. | .. | .. | .. | 1         | 8         |
| Total ..          |    |    |    |    |    |    | 7         | 157       |

(a) Reading in the University department.

(a) Collegiate education.

32. The following Table shows the very rapid increase in the enrolment of women's colleges in India :

TABLE XCV.

*Number of arts colleges for women, and the number of women in arts colleges for men and women.*

| Province.  | Arts colleges for women. |       |           | Number of women in arts colleges for men and women. |       |           |
|--|--------------------------|-------|-----------|---|-------|-----------|
|  | 1927.                    | 1932. | Increase. | 1927.   | 1932. | Increase. |
| Madras   | 5                        | 6     | 1         | 490   | 692   | 202       |
| Bombay   | ..                       | ..    | ..        | 382   | 704   | 322       |
| Bengal   | 4                        | 4     | ..        | 321   | 712   | 391       |
| United Provinces                                 | 5                        | 6     | 1         | 133   | 270   | 137       |
| Punjab   | 2                        | 2     | ..        | 77  | 271   | 194       |
| Burma  | ..                       | ..    | ..        | 138   | 184   | 46        |
| Bihar and Orissa                                 | 1                        | 1     | ..        | 7   | 9     | 2         |
| Central Provinces                                | ..                       | ..    | ..        | 17  | 41    | 24        |
| Assam  | ..                       | ..    | ..        | 4   | 12    | 8         |
| British India (including minor administrations). | 19                       | 20    | 1         | 1,933   | 2,966 | 1,033     |

Of the 2,966 women attending college in 1932, 1,595 were Hindus, 726 were Indian Christians, 197 were Parsees, and 105 were Muhammadans.

In *Bombay* and *Burma* there are no separate women's colleges, as girls in considerable numbers attend the ordinary colleges for men.

33. The following Table shows the large increase in the number of women graduates :

TABLE XCVI.

*Number of women graduates.*

| Province.                                       | Candidates for B. A. and B. Sc. examinations (pass only). |       | Successful candidates. |       |
|---|---|-------|------------------------|-------|
|   | 1927.   | 1932. | 1927.                  | 1932. |
| Madras .. .. .                                  | 64  | 102   | 54                     | 56    |
| Bombay .. .. .                                  | 33  | 43    | 20                     | 27    |
| Bengal .. .. .                                  | 43  | 87    | 29                     | 64    |
| United Provinces .. .. .                        | 19  | 54    | 11                     | 32    |
| Punjab .. .. .                                  | 12  | 53    | 9                      | 20    |
| Burma .. .. .                                   | 13  | 25    | 5                      | 14    |
| Bihar and Orissa .. .. .                        | 2   | ..    | 1                      | ..    |
| Central Provinces .. .. .                       | 1   | 11    | 1                      | 6     |
| Assam .. .. .                                   | ..  | 1     | ..                     | 1     |
| North-West Frontier Province .. .. .            | ..  | 1     | ..                     | ..    |
| British India (including minor administrations) | 188   | 385   | 130                    | 226   |

34. Many provincial reports are optimistic in regard to the development of collegiate education for women.

In *Madras*, St. Theresa's College and the Maharajah's College for Women, Trivandrum, were raised to the degree status during the quinquennium.

In *Bombay*, the number of women studying in men's colleges rose from 382 to 704 at the end of the quinquennium.

The report records surprise that the Indian Women's University at Poona has not met with greater success :

“ During the quinquennium one college at Bombay was affiliated to this University in addition to the three at Poona, Ahmedabad and Baroda. But all these four colleges have on their rolls some 107 women only against 40 in 1926-27. The main characteristics of this University are that (i) courses of study are specially designed to suit the requirements of girls (domestic science, human physiology, child physiology, hygiene, fine arts, etc., are included in the curriculum); (ii) the mother tongue of pupils is used as the medium of instruction, English being, however, a compulsory subject, (iii) external candidates are admitted to the University examinations. The degrees of the University are not recognised and this detracts from its popularity, but it is an interesting and original experiment to provide higher education for Indian women on indigenous lines ”.<sup>1</sup>

<sup>1</sup> Bombay, page 161.

The *Bengal* report is generally cheerful. The four women's colleges, including the Intermediate Department of the Eden High School for Girls, Dacca, have all improved their position in varying ways. A feature of the quinquennium has been the opening of a women's section in the Vidyasagar College, Calcutta, in which 110 women students were enrolled. Other men's colleges have made special arrangements to attract women students.

In the *United Provinces*, science teaching at Isabella Thoburn College, Lucknow, has been improved. Women's departments have also been opened in Benares and Aligarh Universities.

In the *Punjab*, the numbers in the two women's colleges have been increased very largely. The enrolment at the Lahore College for Women has advanced from 60 to 135, and that of Kinnaird College, Lahore, a mission institution, from 26 to 105, of whom as many as 75 are resident. Both colleges have been compelled to refuse large numbers of applicants through lack of accommodation.

35. The prospects of women's collegiate education in India are therefore bright. The demand for such education is rapidly increasing, and many girl students acquit themselves with great credit in university examinations. The Commission on Christian Higher education in India observed that women's colleges "have escaped many of the difficulties which confront men's colleges".<sup>1</sup> The comparatively small numbers have been a great advantage to women's colleges and have enabled them to pay individual attention to students. The small hostel units have also been a great asset in fostering residential life of the right kind.

During the next quinquennium, it is probable that applications for admission to women's colleges will increase even more rapidly than in the recent past. How will this demand be met? Some relief will be afforded by the admission of girl students to men's colleges, especially in Burma and Bombay. Special provision and accommodation for the girls should be made and well-qualified women should be appointed to the staffs of these colleges, whose special function will be to supervise the needs of the girls. But, even with this respite, the burden on the women's colleges will still be very great. The serious shortcomings of the large men's colleges should be avoided at all costs. New colleges should therefore be opened, in order that existing colleges should not be overburdened by excessive enrolment.

<sup>1</sup> Lindsay Commission's Report, page 250.

CHAPTER VII.

PROFESSIONAL EDUCATION.

This chapter deals mainly with institutions which aim at training students for a profession and which are either associated with a university and prepare candidates for university degrees, or are engaged in work which approximates the standards of a university.

(i) *Legal education.*

2. In the last Review it was observed that "the demand for legal training has increased in spite of the fact that the profession is already over-crowded. A very large proportion of students (perhaps fifty per cent.) have joined Law College, Madras, not by preference for the legal profession but because they could find no other occupation after taking a degree."<sup>1</sup>

The following Table indicates that, in spite of the institution of new law colleges at Ahmedabad and Agra, the total enrolment has decreased by 916 students.

There has been a striking decline in the enrolment of *Law College, Madras*, the numbers having fallen from 967 to 498 during the quinquennium. The abolition of the pleadership class has been responsible for the loss of about a hundred students; the remainder of the decline is attributed by the Principal to "the decreasing utility of a law college".

Enrolment at *Law College, Patna*, has also declined from 547 to 278. This decrease is attributed to the reduction of the course from three years to two and to economic reasons.

TABLE XCVII.

*Number and strength of Law Colleges and Law Departments, 1931-32.*

| Province. | Institution.                            | Number of students in 1926-27. | Number of students in 1931-32. | Increase (+) or decrease (-). |
|-----------|---|--------------------------------|--------------------------------|-------------------------------|
| Madras .. | 1. Law College, Madras ..               | 967                            | 498                            | -469                          |
| Bombay .. | 2. Law College, Bombay ..               | 498                            | 601                            | +103                          |
|           | 3. Law College, Poona ..                | 467                            | 523                            | +56                           |
|           | 4. Law College, Karachi ..              | 59                             | 50                             | -9                            |
|           | 5. Law College, Ahmedabad ..            | ..                             | 165                            | +165                          |
| Bengal .. | 6. University Law College, Calcutta. .. | } 3,196                        | 2,537                          | -659                          |
|           | 7. Ripon College, Calcutta ..           |                                |                                |                               |
|           | 8. Dacca University ..                  |                                |                                |                               |

<sup>1</sup> 9th Q. R., pages 187-188.

*Number and strength of Law Colleges and Law Departments, 1931-32—contd.*

| Province.        | Institution.                           | Number of students in 1926-27. | Number of students in 1931-32. | Increase(+) or decrease(-). |
|------------------|--|--------------------------------|--------------------------------|-----------------------------|
| United Provinces | 9. Allahabad University                | 625                            | 355                            | -270                        |
|                  | 10. Agra University ..                 | ..                             | 545                            | +545                        |
|                  | 11. Lucknow University                 | 354                            | 420                            | +66                         |
|                  | 12. Aligarh Muslim University          | 314                            | 162                            | -152                        |
|                  | 13. Benares Hindu University           | 143                            | 112                            | -31                         |
| Punjab ..        | 14. Law College, Lahore                | 545                            | 625                            | +80                         |
| Burma.. ..       | 15. Rangoon University                 | 77                             | 88                             | +11                         |
|                  | 16. Law College, Patna                 | 547                            | 278                            | -269                        |
| Bihar and Orissa | 17. Ravenshaw College, Cuttack         | 62                             | 55                             | -7                          |
|                  | 18. University College of Law, Nagpur. | 194                            | 345                            | +151                        |
| Assam ..         | 19. Earle Law College, Gauhati         | 91                             | 75                             | -16                         |
| Delhi .. ..      | 20. Delhi University ..                | 104                            | 98                             | -6                          |
|                  | Total                                  | 8,685                          | 7,769                          | -916                        |

3. Few developments in law colleges have been recorded in provincial reports.

In *Law College, Madras*, the system of special lectures by members of the legal profession (introduced in 1924) was abolished in 1930, as it was not found possible to arrange an hour suitable to the demands of their profession on practising lawyers. The system of recruitment to teaching posts was reorganised in 1930, so as to provide for one full-time professor and seven part-time lecturers in addition to the Principal and the Vice-Principal.

In *Bombay*, the old-time policy of concentrating training in the capital city has given way to the institution of colleges at Poona, Ahmedabad and Karachi. The colleges at the three latter centres are maintained by private bodies.

In *Bengal*, the High Court of Calcutta have made certain rules relating to the training of legal practitioners, the most important of which enforces one year's probation work with a practising lawyer as part of the course.

In the *Punjab*, the Law College, Lahore, still continues to increase in numbers, the enrolment having risen from 545 to 625 during the quinquennium.

Similarly, in the *University College of Law, Nagpur*, enrolment has increased from 194 to 345.

4. The general impression is conveyed by provincial reports that, in spite of this large reduction in the total enrolment, the numbers in many law colleges

are still excessive in relation to the accommodation and to the probable absorption of students into the legal profession. This condition has a two-fold evil effect. It promotes litigiousness and, by acute competition among the less competent practitioners, it tends—except in the highest range—strongly to undermine the technical, civic and ethical standards of the profession.

The teaching in these colleges is often perfunctory; there is little corporate life among students. The fact that the bulk of the staffs consists of 'half-timers', who tend to forsake teaching as soon as they have begun to gain eminence in their profession, is not conducive either to continuity of traditions or to efficiency of teaching. Permanent specialist teachers should be employed in larger numbers for instruction in the main subjects of the course, and such men should be given the necessary leisure to contribute to the advancement of their special subjects of study. For other important technical subjects experienced lawyers of eminence in the various branches should be engaged. Greater co-ordination between the Departments of Law and History in subjects such as jurisprudence, comparative and constitutional law is advisable.

In most institutions income from fees exceeds expenditure; in consequence, many law colleges are regarded as profitable undertakings. Thus, there is no reason why considerable improvements should not be made.

5. The main examination results are given in the following Table :

TABLE XCVIII.

*Bachelor of Law Examinations.*

| Year.    |    |    |    |    |    | Number<br>of<br>candidates. | Number<br>of<br>passes. | Percentage<br>of<br>passes. |
|----------|----|----|----|----|----|-----------------------------|-------------------------|-----------------------------|
| 1926-27  | .. | .. | .. | .. | .. | 5,048                       | 2,669                   | 52.9                        |
| 1931-32  | .. | .. | .. | .. | .. | 4,300                       | 2,259                   | 52.5                        |
| Decrease | .. | .. | .. | .. | .. | -748                        | -410                    | -0.4                        |

*(ii) Medical education.*

6. The Executive Committee of the General Medical Council passed the following resolution on 24th February, 1930 :

"In the absence of authoritative information respecting the medical qualifications and standards of the Universities of Bombay, Calcutta, Lucknow, Madras and Punjab, the Executive Committee of the Council, in fulfilment of its duty under the Medical Act, 1886, Section 13, is unable for the time being to recognise the medical degrees of these universities as 'furnishing a sufficient guarantee of the possession of the requisite knowledge and skill for the efficient practice of medicine, surgery and midwifery' in this

country; and accordingly the conditional recognition hitherto granted to these degrees has now lapsed."

Another resolution which was passed at the same time reads as follows :

"The proposal to set up a temporary Board in India has been carefully considered by the Executive Committee; but it is unable to accept the proposal as furnishing a satisfactory method of supplying the Council with authoritative information on medical qualifications and standards in India and with the necessary guarantee of sufficiency."

The present position is that the medical and surgical degrees of Indian universities, which have been granted since 24th February, 1930, are not registrable by the General Medical Council of the United Kingdom. The question of establishing an Indian Medical Council to regulate higher medical qualifications on the lines of the British Medical Council has been under consideration by the Government of India for several years. A Medical Council Bill was introduced in the Legislative Assembly towards the end of the quinquennium. It is hoped that the establishment of an all-India Medical Council will provide a satisfactory machinery for regulating the standards of higher medical qualifications in India and for supplying authoritative information to registering bodies outside of India so that agreements may be entered into for the recognition of Indian higher qualifications on a reciprocal basis. After the close of the quinquennium the Bill was finally passed; this important matter will be discussed in the next Review.

The main statistics regarding medical colleges are given in the Table on the next page.

TABLE XCIX.

Medical Colleges, 1931-32.

| Province.         | Name of College.                         | Management.        | Students.   |          | Expenditure in 1931-32. |                        |            |                | Total expenditure. |              |
|-------------------|--|--------------------|-------------|----------|-------------------------|------------------------|------------|----------------|--------------------|--------------|
|                   |  |                    | 1926-27.    | 1931-32. | Government funds.       | Municipal Board funds. | Fees.      | Other sources. | 1926-27.           | 1931-32.     |
| Madras ..         | Medical College, Madras ..               | } Government.      | 586         | 711      | Rs. 4,41,819            | Rs. ..                 | Rs. 95,859 | Rs. 2,552      | Rs. 3,97,798       | Rs. 5,40,230 |
| Bombay ..         | Medical College, Vizagapatam             |                    | Government. | 518      | 488                     | 2,00,282               | ..         | 1,14,442       | 11,101             | 3,43,872     |
|                   | Grant Medical College, Bombay.           |                    |             |          |                         |                        |            |                |                    |              |
|                   | Seth Govardhandas Sundardas              | } Municipal Board. | 100         | 305      | ..                      | 1,49,351               | 66,306     | 13,191         | 1,96,812           | 2,28,848     |
| Bengal ..         | Medical College, Bombay.                 |                    |             |          |                         |                        |            |                |                    |              |
|                   | Medical College, Calcutta ..             | } Government.      | 1,018       | 739      | 5,12,811                | ..                     | 1,39,194   | 1,54,675       | 7,89,478           | 8,06,680     |
|                   | School of Tropical Medicine, Calcutta.   |                    |             |          |                         |                        |            |                |                    |              |
|                   | Carmichael Medical College, Belgachia.   | Aided ..           | 598         | 579      | 24,500                  | ..                     | 1,17,543   | ..             | 1,33,859           | 1,42,043     |
| United Provinces. | Lucknow University* Medical Department.  | Aided ..           | 254         | 492      | 45,000                  | ..                     | 575        | 491            | ..                 | 46,066       |
| Punjab ..         | King Edward Medical College, Lahore.     | Government.        | 488         | 432      | 3,57,961                | ..                     | 59,186     | ..             | 4,13,777           | 4,17,147     |
| Burma ..          | Rangoon University Medical Department.†  | Aided ..           | 71          | 82       | ..                      | ..                     | ..         | ..             | ..                 | ..           |
| Bihar and Orissa. | Prince of Wales Medical College, Patna.  | Government         | 154         | 247      | 1,97,758                | ..                     | 35,501     | ..             | 2,58,954           | 2,33,259     |
| Delhi ..          | Lady Hardinge Medical College for Women. | Aided ..           | 67          | 126      | 1,78,950                | ..                     | 28,411     | 1,499          | 1,55,203           | 2,08,860     |
|                   | Total ..                                 |                    | 3,854       | 4,201    | 19,59,081               | 1,49,351               | 6,57,017   | 1,83,509       | 26,89,753          | 29,48,958    |

\* The King George's Medical College, Lucknow, is maintained directly by the University of Lucknow.

† The expenditure on the medical department of Rangoon University is not included in this table as separate figures are not available.

PROFESSIONAL EDUCATION.



Enrolment has been largely stationary, as also has been expenditure by Government. On the other hand, receipts from fees have increased by more than Rs. 1½ lakhs, and revenue from 'other sources' has advanced from Rs. 24,698 to Rs. 1,83,509.

7. Important events in medical education have been as follows :

In *Madras*, though Vizagapatam Medical College is affiliated to Andhra University, students appear for the same examinations as those of Madras University.

Several changes have been made in the courses. Regulations have been framed by Madras University allowing licentiates of over three years' standing to enter for the examination for the M. B. B. S. degree after undergoing a course of two years' training and passing certain examinations.

Annual admissions to the Medical Colleges at Madras and Vizagapatam have been fixed at 120 and 50 respectively on the expectation that about 25 per cent. of the original entry will fail to pass the pre-registration test. Certain retrenchments in the staffs of these colleges have had to be made owing to financial stringency.

The Medical Schools at Madras and Coimbatore were abolished in 1929 and 1930 respectively, and orders have been issued for the abolition of the Medical School at Tanjore in 1933. Thus, the only remaining Government Medical schools will be the Royapuram Medical School and the Lady Willingdon Medical School for Women, Madras.

The length of the course in medical schools has been extended by one year so that the course will be of five years. Increasing insistence is being attached to the possession of good standards of preliminary education by students. The number of students to be admitted yearly will be limited to 64 in the case of the Royapuram Medical School, and 24 in the case of the Lady Willingdon Medical School for Women.

The employment of honorary workers in the various teaching hospitals in *Bombay* is reported to have given satisfactory results. Accommodation has been provided in a new building at Grant Medical College, Bombay, for the departments of pathology and bacteriology and for the museum.

There are three medical schools in the province ; at Poona, Ahmedabad and Hyderabad (Sind). The school at Poona suffers from lack of facilities for practical work. A feature of this institution is the large demand by women for admission.

There is a general tendency in *Bengal* to recognise that the standard of a university degree should correspond with that of British universities. In the hospitals of the Medical College, Calcutta, cardiograph and tuberculosis departments have been opened. The new Eye Hospital, which was instituted in 1926, has an average of 108 in-patients and 165 out-patients and offers complete facilities for training. The transfer of the Ear, Nose and Throat Department

to the old buildings of the Eye Hospital has been of great advantage to students.

Two new schools have been opened at Jalpaiguri and Chittagong, but the conditions of neither can be regarded as satisfactory in the absence of an efficient hospital and of a clinical field large enough to afford the necessary experience.

In the *United Provinces*, the State Medical Faculty have submitted proposals for a five years' course of study leading up to the qualification of Membership of the Faculty. Students who have taken the course for the degree of Lucknow University but are unable to pass the M. B. examination will be eligible to compete for Membership. Similar facilities will be given to students who have taken the L. M. P. course.

Additional buildings have been constructed to accommodate the Pharmacological Department of Lucknow University and the provincial Public Health Institute. The Queen Mary's Hospital for Women and Children, an anti-rabic centre and a special clinic for skin and venereal diseases, has been opened in connexion with the University, which has also assumed charge of the Leper Hospital.

In the *Punjab*, the admission of women students to the King Edward Medical College, Lahore, and to the Medical School, Amritsar, is reported to have been a success. Ten places are reserved yearly for women students at the College, and fifteen at the School.

In *Bihar*, the first batch of students passed out of Patna Medical College in 1931. Lecturers in bio-chemistry and chemical pathology have been appointed as well as a demonstrator in organic chemistry. The question of raising the standard of instruction and examinations of licentiates in the two medical schools is under consideration.

*The Lady Hardinge Medical College for Women, Delhi*, which is affiliated to the Punjab University, has continued to retain its all-India character by attracting students from all over India. The number of students at the end of the quinquennium was greater than ever before, in spite of the fact that the award of scholarships and prizes from college funds had been discontinued.

The decision to abolish the pre-medical science course owing to financial stringency was reversed when the Government of India, on the recommendation of the Standing Finance Committee of the Legislative Assembly, sanctioned the additional grant required for the purpose. There is still uncertainty regarding the continuance of this department as an integral part of the college owing to the financial situation. The projected scheme to build a new hostel for students, which is urgently needed, has been abandoned owing to financial stringency.

8. The statistics of the various examinations for medical degrees and diplomas are given in the following Table :

TABLE C.

*Medical examinations for degrees and diplomas*

| Degrees or Diplomas.                              | 1926-27.             |                | 1931-32.             |                |
|---|----------------------|----------------|----------------------|----------------|
|   | Number of examinees. | Number passed. | Number of examinees. | Number passed. |
| Doctor of Medicine or Surgery .. ..               | 17                   | 2              | 31                   | 12             |
| Master of Surgery .. ..                           | 8                    | 1              | 19                   | 2              |
| Bachelor of Medicine or Surgery .. ..             | 1,525                | 548            | 1,247                | 484            |
| Diploma in Hygiene .. ..                          | ..                   | ..             | 1                    | 1              |
| Bachelor of Hygiene .. ..                         | 10                   | 4              | 11                   | 4              |
| Bachelor of Sanitary Science .. ..                | 15                   | 3              | 1                    | 1              |
| Diploma in Public Health .. ..                    | 24                   | 21             | 33                   | 26             |
| Diploma in Ophthalmology .. ..                    | ..                   | ..             | 4                    | 2              |
| Licentiate of Medicine and Surgery .. ..          | 43                   | 10             | 63                   | 21             |
| Member of the College of Physicians and Surgeons. | 7                    | 2              | ..                   | ..             |
| Member of the State Faculty of Medicine           | 15                   | 7              | 21                   | 10             |
| Master of Obstetrics .. ..                        | 1                    | ..             | 1                    | ..             |
| Diploma in Tropical Medicine .. ..                | 40                   | 25             | 38                   | 31             |
| Total .. ..                                       | 1,705                | 623            | 1,470                | 594            |
| Percentage of passes .. ..                        | ..                   | 36.5           | ..                   | 40.4           |

*(iii) Forestry.*

9. *The Indian Forest Service College, Dehra Dun*, which provided training for probationers recruited in India for appointment to the all-India Service in the provinces or to posts of similar status in Indian States, was maintained throughout the quinquennium, but arrangements were made to close the institution at the end of 1932. A total of 28 Indian Forest Service diplomas were awarded during the period.

Arrangements have also been made for the closure of the *Rangers College, Dehra Dun*, which provides a two-year course for non-gazetted forest rangers. 87 students completed the course during the quinquennium.

The course of the *Forest College, Coimbatore*, extends over a period of 23 months (August to June). Approximately five months in the year are spent in camps and are devoted mainly to practical work. Except for the introduction of lectures on malaria and its treatment, the syllabus remained the same during the quinquennium. In practical work a new feature has been the setting aside of two forest areas for demonstration purposes.

The three years' course in forestry leading to a B. Sc. degree in *Rangoon University* has been continued, and five students were successful in this examination in the last year of the quinquennium.

The *Burma Forest School, Pyinmana*, is under the control of the Forest Department and maintains vernacular or anglo-vernacular classes for the training of forest rangers.

(iv) *Agriculture.*

10. The *Imperial Institute of Agricultural Research, Pusa*, and the *Imperial Institute of Animal Husbandry and Dairying, Bangalore*, which are central institutions, have continued to provide facilities for post-graduate study in various branches of agricultural science. The number of students who completed the course in 1930-31 was seven at Pusa and five at Bangalore.

The question of re-organising the Pusa Institute as a post-graduate centre has received attention. As a result of the recommendations made by the Imperial Council of Agricultural Research, it is proposed to establish provincial committees for the selection of students.

11. The proposals for instituting an Agricultural College at Patna and an Agricultural Institute at Dacca have not materialised on account of financial stringency. Thus, the number of Government agricultural colleges has remained six, and includes colleges at Coimbatore, Poona, Cawnpore, Lyallpur, Nagpur and Mandalay. All except the last-mentioned are associated with universities.

There are also a few institutions under private management which train students for degrees in agriculture. Prominent among these is *Allahabad Agricultural Institute*, which is maintained by the American Presbyterian Mission. The vernacular class which was attached to this college has been transferred to Gorakhpur and the college itself has become affiliated to Agra University.

*Khalsa College, Amritsar*, has also been affiliated to Punjab University for the B.Sc. degree in agriculture.

12. The following Table shows the enrolment and expenditure of these colleges in 1926-27 and in 1931-32.

TABLE CI.  
*Agricultural Colleges.*

| College.           | 1926-27.   |              | 1931-32.   |              |
|--------------------|------------|--------------|------------|--------------|
|                    | Enrolment. | Expenditure. | Enrolment. | Expenditure. |
|                    |            | Rs.          |            | Rs.          |
| Poona .. .. .      | 201        | 1,35,854     | 231        | 1,70,653     |
| Coimbatore .. .. . | 82         | 1,01,544     | 150        | 1,18,808     |
| Nagpur .. .. .     | 109        | 79,001       | 101        | 78,613       |
| Cawnpore .. .. .   | 147        | 1,05,241     | 168        | 1,30,485     |
| Lyallpur .. .. .   | 186        | 1,28,757     | 217        | 1,31,609     |
| Mandalay .. .. .   | 46         | 84,775       | 26         | 2,19,599     |

There has been a slight increase in the enrolment of these colleges, but the demand for admission has been much reduced. Whereas, for example, at Lyallpur<sup>1</sup> 450 and 412 students applied for 68 and 46 vacancies in 1927-28 and 1928-29 respectively, only 75 candidates applied for 56 vacancies in the last year of the quinquennium. This decline is attributed mainly to the unprecedented fall in the prices of agricultural commodities, which rendered it difficult for the land-owning classes to finance the education of their sons; to the decreasing opportunities of finding employment under Government or private management; and, to a slight extent, to the affiliation of Khalsa College, Amritsar, for the degree of B.Sc., in agriculture.

The Principal, Government Agricultural College, Cawnpore, has reported that "the increasing number of unemployed graduates is not conducive to a continued demand for agricultural training, except for those who are anxious to employ their talents and learning on their own farms. A hopeful feature of the situation is that an increasing number of students have gone back to work on their estates."<sup>2</sup>

The Principal, in commenting on the excellent examination results of the College, has observed that "these brilliant results have been offset to a large extent by the appalling slump in the employment market. There are more graduates out of employment since the degree was taken than there were diplomates in all the previous existence of the college".<sup>3</sup>

13. In the Punjab an experiment has been started in distributing land among agricultural graduates:

"Under the scheme of colonising certain *chaks* with educated men, four grants of two squares each were allotted to graduates of this college and it is gratifying that these men are reported to have thrown themselves whole-heartedly into the work. Government further proposes to give thirty-eight grants of two squares each to agricultural assistants who have come under reduction."<sup>1</sup>

14. The Royal Commission on Agriculture recommended that there should be closer co-operation between agricultural colleges and science departments of the universities. The Imperial Council of Agricultural Research has accordingly enlisted the help of Indian Universities and University Colleges (as distinct from the agricultural research institutes and agricultural colleges, most of which are affiliated to Universities) in the prosecution of agricultural research. Two general methods of approach have been adopted. In the first it has been found possible, with the aid of a small grant from the Research Council, for a University professor or reader to develop the agricultural aspect of a line of research on which he has already been engaged. In the second method, a more definite "farming out" of a definite piece of agricultural research to a university laboratory has been possible. With the aid of a grant from the Research Council an important major scheme of work has been developed on the distribution and method of carry-over of the various rusts of wheat

<sup>1</sup> Punjab, page 79.

<sup>2</sup> U. P., page 101.

<sup>3</sup> U. P., page 100.

and barley in India and on the different biological forms of these rusts. Dacca University has undertaken in its Chemical Department a major investigation on the acid soils of Eastern Bengal and on the nutrition of the rice plant. Close collaboration has been arranged with the Agricultural Chemist, Bengal, who is also stationed at Dacca. A scheme of research on the wither tip of citrus fruits is being carried out in the University Botanical Laboratory, Lahore with the aid of a grant from the Council. In connexion with the Research Council's scheme of locusts research, most of which is conducted by full time workers, the co-operation of several university workers has been obtained on some of the systematic work involved. Another scheme of research work, on the cytology of crop plants to be carried out at the Madras University under Professor Ekambaram, has been sanctioned by the Governing Body.

(v) *Veterinary Colleges.*

15. No new veterinary colleges have been established, but the *Bihar and Orissa Veterinary College, Patna*, which was established in the previous quinquennium, began to admit students in 1930. The colleges are therefore five in number; those at Bombay, Madras, Calcutta, Lahore and Patna. There is, in addition, a veterinary school at Insein in Burma.

The course of instruction in all colleges is now given in English; and the duration of the course is of three years, except in Lahore where it is of four years.

The Imperial Council of Agricultural Research has recently considered the question of an all-India curriculum for adoption in all veterinary colleges as circumstances permit. This matter was first discussed by a committee of experts and later by the Animal Husbandry Wing of the Board of Agriculture. The following conclusions were arrived at:

- (a) The F.Sc. (Medical Group) standard of education should be accepted as the test of admission in all colleges; and
- (b) The suggested three-year curriculum based on the assumption that students would be of this high standard of education should be circulated to all provinces and States. It is hoped that the first step towards placing veterinary education in India on a more uniform footing will be generally accepted, as circumstances permit.

The suggested three years' course was recommended only because it was realised that it is impossible, in present conditions, for the majority of provinces to introduce a longer course of training. It was not proposed that the four-year course, with the F.Sc. standard of admission, already in operation in Lahore, should be reduced, the anticipation being that in course of time a four-year course would become general.

16. The main figures regarding the expenditure and enrolment of veterinary colleges are given in the Table below:

TABLE CII.

*Veterinary Colleges.*

| Province.         | Name of college.                     | Management. | Students. |          | Expenditure in 1931-32. |        |                |            |
|-------------------|--------------------------------------|-------------|-----------|----------|-------------------------|--------|----------------|------------|
|                   |                                      |             | 1926-27.  | 1931-32. | Government funds.       | Fees.  | Other sources. | Total.     |
| Madras ..         | Veterinary College, Madras.          | Government  | 73        | 125      | Rs. 86,692              | Rs. .. | Rs. ..         | Rs. 86,692 |
| Bengal ..         | Veterinary College, Belgachia.       | Government  | 125       | 169      | 1,88,394                | ..     | ..             | 1,88,394   |
| Punjab ..         | Punjab Veterinary College, Lahore.   | Government  | 132       | 143      | 1,40,254                | 31,190 | ..             | 1,71,444   |
| Bihar and Orissa. | Bihar and Orissa Veterinary College. | Government  | *         | 52       | 48,422                  | 5,104  | 6,000          | 59,526     |
|                   |                                      | Total ..    | 330       | 489      | 4,63,762                | 36,294 | 6,000          | 5,06,056   |

\* The College was opened on the 1st July 1930, and had 49 students on its rolls in 1930-31.

Provincial reports are generally fearful lest enrolment will be reduced materially by the unfavourable prospects of employment.

17. An important change in veterinary education has been the re-establishment and extension of annual courses of post-graduate training at the Imperial Institute of Veterinary Research, Muktesar. These courses are found to be of the greatest value; the number of officers who have attended them has been 67 during the period. Applications for admission to the course have exceeded the numbers which can be accommodated.

*(vi) Engineering Colleges.*

18. The enrolment and expenditure of engineering colleges are given in the Tables below :

TABLE CIII.

*Enrolment in Engineering Colleges.*

| Colleges.  | 1926-27. | 1931-32. |
|--|----------|----------|
| 1. College of Engineering, Guindy .. .. .                        | 183      | 253      |
| 2. College of Engineering, Poona .. .. .                         | 184      | 172      |
| 3. Bengal Engineering College, Sibpur .. .. .                    | 291      | 307      |
| 4. MacLagan College of Engineering, Moghalpura .. .. .           | 207      | 235      |
| 5. Thomason Civil Engineering College, Roorkee .. .. .           | 198      | 188      |
| 6. Bihar College of Engineering, Patna .. .. .                   | 263      | 252      |
| 7. Nadirshah Edulji Dinshaw Engineering College, Karachi .. .. . | 143      | 149      |
| 8. Rangoon University Engineering Department .. .. .             | 65       | 51       |
| 9. Benares University Engineering Department .. .. .             | 475      | 564      |
| Total .. .. .  | 2,009    | 2,171    |

TABLE CIV.

*Expenditure on engineering colleges.*

| Institutions.  | 1926-27.  | 1931-32.  |
|--|-----------|-----------|
|  | Rs.       | Rs.       |
| 1. College of Engineering, Guindy .. .. .              | 1,63,211  | 1,92,450  |
| 2. College of Engineering, Poona .. .. .               | 1,98,481  | 2,05,204  |
| 3. Bengal Engineering College, Sibpur .. .. .          | 3,38,692  | 3,98,599  |
| 4. Thomason Civil Engineering College, Roorkee .. .. . | 4,26,253  | 1,87,278  |
| 5. Maclagan College of Engineering, Moghalpura .. .. . | 2,08,928  | 2,57,661  |
| 6. Bihar College of Engineering, Patna .. .. .         | 1,51,597  | 1,42,680  |
| Total ..   | 14,87,162 | 13,83,872 |

Enrolment has been largely stationary, but expenditure on Government engineering colleges has been reduced by a lakh, largely in consequence of drastic reduction in Thomason College, Roorkee.

19. Few developments have been recorded in provincial reports.

In *Madras*, the subordinate classes, which had been transferred to the School of Engineering, Trichinopoly, during the preceding quinquennium, were re-transferred to the *College of Engineering, Guindy*, during the quinquennium. The figures in the Table above are confined to the collegiate portion of the institution.

Many additions have been made to the buildings of the *College of Engineering, Poona*. In 1927, extensions to the workshop were completed at a cost of Rs. 1,53,000 ; a new building for physics and electrical engineering, towards the construction of which the Wadia Trust donated Rs. one lakh, has been erected ; a steel chimney and a Babcock and Willcox boiler have been erected for the new workshops ; the drawing hall has been doubled in size and additional rooms provided for staff, stores and lectures.

*The Thomason College of Civil Engineering, Roorkee*, in the *United Provinces* has more than other institutions, felt the pinch of economic and financial depression. The number of college departments has been reduced from six to three ; these comprise the civil engineering, the overseers and the draftsmen classes. The number of those seeking admission has been considerably reduced.



Many of the civil engineer students, who passed out of the College in 1929-32, cannot be provided with appointments owing to widespread retrenchment.

The *Engineering College, Benares Hindu University*, continued to attract a very large number of students, the enrolment having exceeded five hundred at the close of the quinquennium.

In the *Punjab*, the *Maclagan College of Mechanical Engineering, Moghal-pura*, has been affiliated with reference to its "A" class to the University of the Punjab, and henceforward students of this class will sit for university degrees. In spite of the serious trade depression, most students have obtained appointments in the railways, hydro-electric, public health and other branches of the Public Works Department.

In *Bihar*, the regulations of Patna University have been re-cast in order to meet the changed nature of *Bihar College of Engineering*. A scheme for expanding the college so as to include instruction up to the degree standard in mechanical and electrical engineering was accepted by the Board of Governors and the Board of Industries, but Government are not yet satisfied that provision of such instruction is urgently required, while the possibility of finding the cost of this innovation is remote.

20. The *Indian School of Mines, Dhanbad, Bihar and Orissa*, is a central institution. The first session of the school was held in November, 1926; the period under review therefore covers five complete academic years.

Each candidate for admission must be under twenty-two years of age and possess an educational qualification showing that he has passed either the Intermediate examination of an Indian university or board, or the Higher Certificate examination of the Cambridge Local Examinations Syndicate, or Matriculation, or the final examination held after a full three years' course at the Bengal or Bihar and Orissa evening mining classes, provided that certain preliminary subjects appropriate to the course of the School have been taken in the examination.

In the first two years of the course, which are common to all courses of study, the subjects include chemistry, mathematics, physics, mechanics, surveying, mechanical drawing, workshop practice, electrical engineering, hydraulics, geology and mineralogy. General tuition is continued in the third and fourth years; in addition, the special requirements of coal and metal mining engineering and geology are provided for. Throughout the course visits are made to mines and workshops. During the long vacation, every student is required to undergo at least two months' practical training.

The Secretary for Mines, Great Britain, has approved the School in respect of its Diploma of Associateship in Mining Engineering under section 9 (b) of the British Coal Mines Act, 1911; a holder of the diploma of the School is thereby entitled to claim exemption from two of the five years' mining experience normally required from applicants for first or second class certificates of competency prescribed by the Act; the diploma has also been recognised by the University of London for the purpose of its B.Sc. degree in engineering (mining).

Many applications for admission were received in 1926 and the full complement of students was taken ; in subsequent years the numbers have dropped. The number of successful candidates is indicated in the Table below :

TABLE CV.

*Certificate and Diploma examinations, Indian School of Mines, Dhanbad.  
Successful candidates.*

|                                  | 1929. | 1930. | 1931. | Total. |
|----------------------------------|-------|-------|-------|--------|
| Certificate in Coal Mining ..    | 19    | 20    | 15    | 54     |
| Certificate in Metal Mining ..   | 8     | 13    | 8     | 29     |
| Certificate in Geology ..        | 10    | 5     | 5     | 20     |
| Diploma in Mining Engineering .. | ..    | 17    | 17    | 34     |
| Diploma in Geology ..            | ..    | 9     | 4     | 13     |

(vii) *Colleges of Commerce.*

21. The following Table gives the number and enrolment of Colleges and University Departments of Commerce.

TABLE CVI.

*Colleges and University Departments of Commerce, 1931-32.*

| Province.         | Institutions.                                    | Number of students. |       | Expenditure.                      |            |                |            |
|-------------------|--|---------------------|-------|-----------------------------------|------------|----------------|------------|
|                   |  | 1927.               | 1932. | Government funds.                 | Fees.      | Other sources. | Total.     |
| Bombay ..         | Sydenham College of Commerce and Economics .. .. | 269                 | 314   | Rs. 11,075                        | Rs. 58,058 | Rs. 20,499     | Rs. 89,632 |
| Bengal            | Calcutta University                              | 151                 | 150   | } Separate figures not available. |            |                |            |
|                   | Dacca University ..                              | 41                  | 24    |                                   |            |                |            |
| United Provinces. | Allahabad University                             | 69                  | 56    | } Separate figures not available. |            |                |            |
|                   | Lucknow University                               | 64                  | 55    |                                   |            |                |            |
| Punjab            | Hailey College of Commerce, Lahore ..            | ..                  | 125   | 41,200                            | 15,452     | 2,430          | 59,082     |
| Delhi ..          | College of Commerce (Delhi University)..         | 17                  | 84    | } Separate figures not available. |            |                |            |
|                   | Total ..   | 611                 | 808   |                                   |            |                |            |

*N. B.*—This Table does not include statistics of the commercial classes attached to arts colleges affiliated to Calcutta and Agra Universities.

22. The pioneer of this form of education is the *Sydenham College of Commerce, Bombay*, which was instituted in 1913 and has a fine record of achievement. As a College of Commerce, it aims at training those who aspire to a commercial career; as a College of Economics, it aims at providing a liberal education in all branches of social science which are likely to be helpful to those concerned with public affairs. It also offers facilities for post-graduate research in connexion with the many problems of Indian economic development.

In regard to the general prospects of commerce graduates, the Principal has written :

"The students of the College are well received in business houses, and several of them are holding responsible positions in industrial and commercial concerns. . . . Although all students of the College do not obtain employment as soon as they pass out, they have better prospects than graduates in Arts. The number of commerce graduates is still limited and thus the market is not flooded by them. Some are employed by banks, insurance companies, mercantile firms, by the Income Tax Office and other Government offices. A few have set themselves up as brokers, accountants and auditors, but only a few have shown initiative and enterprise and started independent business on their own. The general tendency of our young men is to seek employment as clerks or office assistants. This is mainly because our students belong chiefly to middle-class families and are anxious to secure employment as soon as they take their degrees. The College has not attracted sons of well-to-do business men in appreciable numbers, though a slight improvement has been noticed in the last two or three years. There is a limit to the scope for clerical employment; it is therefore desirable to provide training for several different spheres of employment. The introduction of actuarial science has opened up a new avenue of employment. The introduction of economics of transport as a special subject will throw open a new field of employment, but unfortunately no provision could be made for teaching this subject."<sup>1</sup>

The experience of the *Hailey College of Commerce, Lahore*, which is maintained by the Punjab University and owes much to the generosity of the late Sir Ganga Ram, appears to have been more favourable in so far that it "has an increasing proportion of students from among the sons of business men, which indicates that the work done is being recognised by practical men as likely to be of service to the future careers of the young men in whom they are specially interested."<sup>2</sup>

The number of candidates seeking admission, however, has declined. This is probably due to the present trade depression, and also possibly to the somewhat extravagant hopes formerly entertained by the public about the possibilities of good employment for its graduates. It is satisfactory, however, that the more successful graduates of the College have been absorbed into business.

A criticism which has been passed on the Colleges and Departments of Commerce is that they form somewhat exclusive institutions, remote from other ranges of study, especially the Departments of Economics in universities. This seems an unnecessary duplication.

<sup>1</sup> Bombay, page 45.

<sup>2</sup> Punjab, page 78.

23. This brief summary of the activities of professional colleges and departments indicates that many institutions are admirably equipped and accommodated. The question arises whether recent retrenchments, especially in the matter of staff, have been wisely conceived. It is scarcely an economy to maintain these institutions, whose buildings and equipment have been provided by an expenditure of large sums of money, unless the qualifications and experience of the staffs are such as to maintain a high standard of teaching.

Many institutions are suffering acutely from the present economic depression, and students often find it as difficult as arts students to obtain suitable employment. A multiplication of institutions of these types, therefore, will not provide means for relieving middle-class unemployment, as is often suggested.

(viii) *Teaching.*

24. This section is concerned with the provision made in Training Colleges and Departments of Universities for training men teachers for service in English or anglo-vernacular secondary schools. The provision made for training teachers in vernacular schools has already been discussed in Chapter V, and that for women teachers of all kinds in Chapter VI of this Review.

25. It has already been shown on page 119 that in most provinces the supply of trained secondary teachers is still inadequate, especially in Bombay and Bengal. Thus, the remark made at the end of the previous section that graduates of professional colleges now find it difficult to obtain suitable employment does not ordinarily apply to students under training as teachers.

TABLE CVII.

*Training Colleges for Men.*

| Province.                          | 1926-27.     |           |  | 1931-32.     |           |  |
|------------------------------------|--------------|-----------|--|--------------|-----------|--|
|                                    | Institution. | Students. | Female students included in the previous column. | Institution. | Students. | Female students included in the previous column. |
| Madras .. ..                       | 3            | 224       | ..   | 3            | 280       | ..   |
| Bombay .. ..                       | 1            | 48        | 7  | 1            | 75        | 10   |
| Bengal .. ..                       | 2            | 136       | ..   | 2            | 144       | ..   |
| United Provinces .. ..             | 3            | 258(a)    | 1  | 3            | 282(b)    | 4  |
| Punjab .. ..                       | 2            | 269       | 3  | 2            | 175       | 7  |
| Burma .. ..                        | ..           | 12(c)     | 4  | ..           | 91(c)     | 42   |
| Bihar and Orissa .. ..             | 2            | 57        | ..   | 2            | 83        | ..   |
| Central Provinces .. ..            | 1            | 120       | 2  | 1            | 134       | 8  |
| Assam .. ..                        | ..           | ..        | ..   | ..           | ..        | ..   |
| North-West Frontier Province .. .. | 1            | 18        | ..   | 1            | 41        | ..   |
| British India .. ..                | 15           | 1,142     | 17   | 15           | 1,305     | 71   |

(a) Includes 84 and (b) 101 students reading at Benares and Aligarh University Departments

(c) Reading at the University Department.

TABLE CVIII.  
Expenditure on Training Colleges.

| Province.                            | 1926-27.          |              |            |                |                 | 1931-32.          |              |              |                |                 |
|--------------------------------------|-------------------|--------------|------------|----------------|-----------------|-------------------|--------------|--------------|----------------|-----------------|
|                                      | Government funds. | Board funds. | Fees.      | Other sources. | Total.          | Government funds. | Board funds. | Fees.        | Other sources. | Total.          |
| Madras .. .. .                       | Rs.<br>1,57,489   | Rs.<br>1,816 | Rs.<br>743 | Rs.<br>13,147  | Rs.<br>1,73,195 | Rs.<br>1,56,537   | Rs.<br>276   | Rs.<br>2,685 | Rs.<br>17,932  | Rs.<br>1,77,430 |
| Bombay .. .. .                       | 64,702            | ..           | ..         | ..             | 64,702          | 70,394            | ..           | 2,445        | 10             | 72,849          |
| Bengal .. .. .                       | 1,83,694          | ..           | 872        | 357            | 1,84,923        | 1,64,703          | ..           | 925          | 242            | 1,65,870        |
| United Provinces* .. .. .            | 1,66,255          | ..           | ..         | 1,492          | 1,67,747        | 1,41,042          | ..           | ..           | ..             | 1,41,042        |
| Punjab .. .. .                       | 1,32,496          | ..           | 3,881      | 9,026          | 1,45,403        | 1,29,862          | ..           | 18,248       | 5,932          | 1,54,042        |
| Burma* .. .. .                       | ..                | ..           | ..         | ..             | ..              | ..                | ..           | ..           | ..             | ..              |
| Bihar and Orissa .. .. .             | 76,260            | ..           | ..         | ..             | 76,260          | 67,228            | ..           | ..           | 120            | 67,348          |
| Central Provinces .. .. .            | 1,22,903          | ..           | ..         | ..             | 1,22,903        | 1,39,466          | ..           | 681          | 4,464          | 1,44,611        |
| Assam .. .. .                        | ..                | ..           | ..         | ..             | ..              | ..                | ..           | ..           | ..             | ..              |
| North-West Frontier Province .. .. . | 22,239            | ..           | ..         | ..             | 22,239          | 18,872            | ..           | ..           | ..             | 18,872          |
| India .. .. .                        | 9,26,038          | 1,816        | 5,496      | 24,022         | 9,57,372        | 8,88,104          | 276          | 24,984       | 28,700         | 9,42,064        |
| India .. .. .                        | 1921-22 ..        | 9,38,684     | 7,680      | 2,209          | 34,241          | 9,82,814          | ..           | ..           | ..             | ..              |
|                                      | 1916-17 ..        | 5,01,822     | 3,691      | 5,846          | 14,821          | 5,26,980          | ..           | ..           | ..             | ..              |
|                                      | 1911-12 ..        | 2,98,243     | 875        | 3,142          | 9,279           | 3,11,539          | ..           | ..           | ..             | ..              |
|                                      | 1906-07 ..        | 1,98,227     | 213        | 2,905          | 8,942           | 2,10,287          | ..           | ..           | ..             | ..              |
|                                      | 1901-02 ..        | 88,558       | 403        | 550            | 843             | 90,354            | ..           | ..           | ..             | ..              |
|                                      | 1896-97 ..        | 33,332       | 90         | 590            | 722             | 34,734            | ..           | ..           | ..             | ..              |

\*This table does not include expenditure on University Departments at Benares, Aligarh and Rangoon, for which separate figures are not available.

26. The following have been the main developments during the quinquennium.

The Teachers' College, Saidapet, in *Madras* trained 560 graduates during the quinquennium, but increasing numbers of applications for admission have had to be refused.

The Government Training College, Rajahmundry, has been granted temporary affiliation by Andhra University.

In *Bombay*, the Secondary Training College was affiliated to the University of Bombay in the previous quinquennium ; the number of admissions has been increased from 60 to 75, but even this enhanced figure is inadequate to meet the large demands for more trained teachers.

The *Bengal* report has not recorded much development either at the David Hare Training College, Calcutta, or in the Teachers' Training College, Dacca ; in this province also the provision for the training of teachers is inadequate to meet the large demands.

In the *United Provinces*, there are three Government institutions, one at Allahabad, a second at Lucknow and a third at Agra. These are all classified as colleges, but only students in the Allahabad Training College read for a degree in education. Students at Agra and Lucknow are prepared for the Final Teachers' Certificate. There are also teaching departments in Aligarh and Benares Universities.

The Government Training College, Allahabad, provides facilities for training about sixty students each year, but this annual allotment has been exceeded during the quinquennium. Practically all the teachers who have been trained have obtained teaching posts ; and the qualifications of candidates for admission have improved. This is fortunate, as the extension of Intermediate College work has thrown a heavier responsibility on the College.

In the colleges at Agra and Lucknow the course is either of one or of two years ; the former for students who have taken the Intermediate and the latter for those with a lower qualification. The two years' course is reported to achieve the better results.

The *Punjab* is fortunate that the supply of teachers trained at the Central Training College, Lahore, actually exceeds the demand :

"The problem this year has been not so much to provide sufficient trained teachers to cope with expansion, but on account of retrenchment to find posts for those teachers who have been thrown out of employment or have left the Central Training College. . . . For every vacancy there are now so many applicants that the rate of salary offered, after being stable for many years, has fallen and it is by no means uncommon for trained graduates to accept posts on Rs. 55 or Rs. 60 per mensem."<sup>1</sup>

The academic attainments of recruits have improved, but many of these have taken for their degrees combinations of subjects which are unsuitable for teaching work in schools.

As there is now a sufficient supply of trained graduate teachers, the Junior Anglo-Vernacular Certificate examination has been discontinued and the classes preparing for that examination have been closed.

<sup>1</sup> Punjab, page 62.

The Principal of the Central Training College has again recommended that the course be increased from one to two years.

The *Burma* report is enthusiastic over the Training College for Teachers which was opened in July, 1931 :

"The College is situated on the University estate and is a constituent college of the University. It undertakes the training of graduate teachers formerly undertaken by the Education Department of University College. The course in University College was for one year only and led to a University diploma in teaching. The course at the Training College is for two years and leads to the degree of Bachelor of Education. The College also provides a two years' course for matriculates leading to the Trained Teachers' Certificate of the University... To many of us this college is by far the most important institution in Burma, a child of many prayers born long after we had become tired of praying for it. It replaces a departmental system of training, once considered up-to-date, which became obsolescent twenty-five years ago, mainly because it was sufficient unto itself and aloof from the schools of the Province."<sup>1</sup>

In *Bihar*, a degree course was started in the Training College, Patna, in 1928 in addition to the old diploma course ; but the enrolment is very small and only approximates four students. The activities of the Training College, Cuttack, are confined to the Diploma course.

In the *Central Provinces*, the Spence Training College, Jubbulpore, prepares students for the B. T. degree of Nagpur University and also for the Trained Teachers' Certificate examination. The annual enrolment of the former class approximates twenty-five.

No provision is made in *Assam* for the training of teachers in English schools, but a few students from the province are admitted to the Training College, Dacca.

27. The Calcutta University Commission stressed the advisability of arranging a thorough and systematic study of educational questions :

"Far reaching changes are imminent, not least in the sphere of primary education, but very little has been done to prepare for these changes by systematic enquiry or experiment. The conditions are favourable for setting such enquiries on foot and for instituting experiments in new methods of teaching and of school organisation."<sup>2</sup>

Provision has been made for specialised research of this kind in Dacca and Andhra Universities, where a higher degree is now awarded on a thesis implying "a distinctive contribution to the advancement of learning", and is open to approved candidates two years after taking the earlier degree.

(ix) *Seamanship.*

28. During the period under review the Government of India initiated two schemes of far-reaching importance in pursuance of their policy of assisting the development of an Indian Mercantile Marine.

The Training Ship "Dufferin" was established as a result of the recommendation of the Indian Mercantile Marine Committee in 1923, that an

<sup>1</sup> *Burma*, pages 13-14.

<sup>2</sup> Calcutta University Commission's report, Volume V. page 74.

institution to be conducted on the lines of the Mercantile Marine training ships in the United Kingdom should be established in Indian waters with the object of giving a sound preliminary training to Indian boys who desire to qualify for executive appointments in the mercantile marine. The ship is the only institution of its kind in India and the cadets are drawn from all parts of the country. When it was first established, doubts were expressed as to the extent to which Indian boys would be forthcoming to train for careers at sea as deck officers. These doubts have been proved to be groundless, and the increasing number of candidates seeking admission to the ship testifies to its popularity. The institution is now in its sixth year; during this period nearly a hundred cadets have completed their training and taken the final certificate. Some of these have already obtained suitable employment, while others have been engaged as apprentices by shipping companies, engineering firms, etc.

Under the scheme for the training of Indians as marine engineers, nine scholarships, each of the value of £240 per annum, have so far been granted. Each scholar has to undergo training for a period of six to seven years, four to five years of which are spent at a dockyard and the remaining period at sea on a foreign-going ship. In view of the need for economy in central expenditure, no addition is being made to the number of scholars at present undergoing training.

(x) *Indian Military Academy, Dehra Dun.*

29. An outstanding feature of the quinquennium was the appointment of the Indian Military College Committee in 1931, with the object of instituting at an early date a military college in India. The Chairman was His Excellency Sir Philip Chetwode, Commander-in-Chief.

The Committee first considered how the sixty annual vacancies (apart from those filled by cadets nominated by Indian States) should be distributed. The majority of the Committee recommended that thirty of these should be allotted to cadets selected from the ranks of the Indian Army; and that of the thirty remaining vacancies 24 should be open to competition and six should be filled by nomination by the Commander-in-Chief. If, however, the Commander-in-Chief should not exercise his right of nomination in any year, or should he be unable to select Indian Army cadets up to the proportion decided upon, the resulting balance is added to the number of competitive vacancies.

In considering the length of the course and the age and qualification for admission, the Committee took into account the present position of education in India :

“We gather from educational reports and from other sources of information that, in recent years, the ordinary Indian schools have shown considerable improvement in the directions indicated by the Skeen Committee, especially in the provision of better buildings and, play-grounds, in a larger supply of trained teachers, in better or ganised games and physical training, but Indian boys still suffer from many disadvantages. The financial resources of the schools are often inadequate; they are sometimes overcrowded by boys who are unable to benefit by the training, as is shown by the large proportion of failures at Matriculation (which is a lenient test); the pupils are overstrained by



being expected from an early age to study an excessive number of languages ; and the use of English as the medium of instruction is a very serious handicap to a proper understanding of the subjects of study and to a quickening of the intelligence of the pupils, while even in the collegiate stage many students are so deficient in English that they are unable to follow the lectures which are delivered in that language.

“ But there are other disadvantages which appear to us to result from an imperfectly devised system of education. It is essential that professional education should be based on the firm foundation of general education. We have noticed from certain university calendars that there is a tendency towards premature specialisation, and that subjects such as biology, philosophy and economics may be taken by students at what would appear too early an age. There does not seem to us sufficient guarantee that boys have always received an adequate grounding in what are usually considered to be the basic subjects of school education.

“ Again, such general education should be given, in our opinion, in a good and well-regulated school, but we observe that many boys pass Matriculation at the early age of fifteen (or even younger) and then proceed to a college. They thus lose the bracing stimulus of school life, and are denied suitable training in those qualities which are so valuable to success in life. However beneficial it may be in other directions, a college education is no substitute for good school education (with its school discipline, its school games, and its school methods of work) for boys who are on the threshold of professional study.”<sup>1</sup>

In view of these considerations, the Committee were of opinion that the course at the Indian Military College should be longer than that at Sandhurst and should include, in addition to military subjects, a period of academic study, by means of which cadets would be enabled to improve their general education and their knowledge of colloquial English. The Committee therefore recommended that the course should be one of three years, of which the first year would be devoted mainly to academic study and the last two years mainly to military training ; and that the age of admission should be between eighteen and twenty years of age.

[The Academy was opened by His Excellency the Commander-in-Chief in Dehra Dun, towards the end of the quinquennium. Its progress will be discussed in subsequent Reviews, but the indications of its success are already promising.]

<sup>1</sup> Indian Military College Committee's Report, page 3.

CHAPTER VIII.

VOCATIONAL TRAINING.

The present chapter is concerned with a type of training, which can be termed vocational training. Pupils attending vocational institutions do not ordinarily aspire to reach the higher ranks of trade or industry, though some may do so by force of character, by industry or by natural aptitude. Many institutions in India provide for both vocational and professional training, and thus it has been difficult to disentangle their widely differing activities. The results of this operation, as seen in these two chapters, have not been altogether satisfactory.

(i) *Schools of Art.*

2. The number of Schools of Art has increased from eleven to sixteen; six of these are Government institutions in Calcutta, Madras, Bombay (2), Lucknow and Lahore; six are aided institutions; two are unaided; two are maintained by local bodies.

The name given to these institutions is often misleading, as several institutions classified as 'Schools of Art' are really craft schools, with very little teaching of the fine arts such as music and painting.

TABLE CIX.

(a) *Schools of Art : 1931-32.*

| Province.           | No. of Institutions. | Pupils in |       | Expenditure from            |        |                |          |
|---------------------|----------------------|-----------|-------|-----------------------------|--------|----------------|----------|
|                     |                      | 1927.     | 1932. | Government and Board funds. | Fees.  | Other sources. | Total.   |
|                     |                      |           |       | Rs.                         | Rs.    | Rs.            | Rs.      |
| Madras .. ..        | 4                    | 494       | 614   | 43,972                      | 316    | 16,993         | 61,281   |
| Bombay .. ..        | 3                    | 575       | 743   | 91,469                      | 21,461 | 3,497          | 1,16,427 |
| Bengal .. ..        | 5                    | 567       | 519   | 55,000                      | 16,855 | 10,121         | 81,976   |
| United Provinces .. | 2                    | 164       | 258   | 47,661                      | 2,509  | 3,936          | 54,106   |
| Punjab .. ..        | 1                    | 164       | 264   | 55,497                      | 1,999  | 8,659          | 66,155   |
| Burma .. ..         | 1                    | ..        | 56    | 425                         | 460    | 375            | 1,260    |
| Total .. ..         | 16                   | 1,964     | 2,454 | 2,94,024                    | 43,600 | 43,581         | 3,81,205 |

## (b) Government Schools of Art : 1931-32.

| Institutions.                           | Pupils in |       | Expenditure from            |        |                |          |
|---|-----------|-------|-----------------------------|--------|----------------|----------|
|   | 1927.     | 1932. | Government and Board funds. | Fees.  | Other sources. | Total.   |
|   |           |       | Rs.                         | Rs.    | Rs.            | Rs.      |
| School of Arts and Crafts, Madras.      | 494       | 265   | 35,846                      | 206    | 5,390          | 41,442   |
| Sir J. J. School of Art, Bombay.        | 350       | 432   | 90,349                      | (a)    | (a)            | 1,12,742 |
| The Government School of Art, Bengal.   | 335       | 237   | 33,120                      | 11,480 | 280            | 44,880   |
| The School of Arts and Crafts, Lucknow. | 164       | 221   | 43,259                      | 2,509  | ..             | 45,768   |
| The Mayo School of Arts, Lahore.        | 198       | 303   | 55,497                      | 1,999  | 8,659          | 66,155   |
| Total ..                                | 1,541     | 1,458 | 2,58,071                    | 16,194 | 14,329         | 3,10,987 |

(a) Separate figures not available.

*N.B.*—This Table does not include statistics for Reay Art Workshops, Bombay, and the Drawing and Design class at Ahmedabad.

3. In *Madras*, a committee was appointed in 1929 to make proposals for re-organising the School of Arts and Crafts, Madras. In accordance with its recommendations, the Arts and Crafts sections of the School have been completely separated. The Arts section now consists of two sections, one in painting and the other in modelling, each course being of three years' duration. The enrolment has fallen from 494 to 265 owing to restrictions having been imposed on admissions and to limitations in the total strength of each class. The Section, however, has gained in popularity and attracts students from other provinces as well as from Indian States.

In *Bombay*, the Sir Jamsetjee Jeejeebhoy School of Art, Bombay, has been made a department independent of the Director of Public Instruction, and the Principal is now designated Director of the Sir Jamsetjee Jeejeebhoy School of Art. Important developments have been the introduction of a class preparing for the Final Associateship examination of the Royal Institute of British Architects now held by the R. I. B. A. Examination Board in India; and the introduction of day school classes in architecture.

The painting section of the School was entrusted by the Government of India with the task of painting the domes and of decorating the panels of the Imperial Secretariat, New Delhi. The mural paintings are possibly the most complete and extensive work of the kind, which has been executed by the students of any School of Art in the world.

There are in Bombay fourteen special schools and classes for the teaching of music, vocal and instrumental, with 2,210 pupils.

The number of Art Schools in *Bengal* is now five, of which one, the most important, is maintained by Government. Of the others three are aided and one unaided.

Though the enrolment of the Government School of Art, Calcutta, has fallen from 335 to 237, its record of good work in the past has been maintained. Students are now admitted on the results of a preliminary test, and the course extends from five to six years. The School is divided into an elementary and an advanced section. There are eight departments comprising Indian painting, fine art, commercial art, wood engraving, lithography, draftsmanship, clay-modelling and teachership.

In the *United Provinces*, the Government School of Art, Lucknow, has increased in enrolment from 164 to 221. The School is advancing in popularity and includes instruction in the plastic and graphic arts of the province. The Balak Prasad Khatri Industrial School has been amalgamated with the Government Brassware School, Benares.

The *Marris School of Music, Allahabad*, was started in 1926. It has a staff of a principal, two professors of singing and one assistant, three professors of sarod, sitar and pakhawaj, and a lady teacher of singing. There are 161 students; the course is of five years. The School has been permitted to occupy part of the old Council Chamber building, and receives a grant-in-aid of half its expenditure up to a total maximum of Rs. 8,000. The classes are popular and the standard of music is improving.

In the *Punjab*, the Mayo School of Arts, Lahore, has increased in popularity during the quinquennium, the enrolment having advanced from 198 to 303. In 1930-31, the drawing teachers' training class was re-opened, but the sanitary inspectors' class has been closed as a measure of retrenchment.

#### (ii) *Technical, Craft and Industrial Schools.*

4. The total number of schools of these types has increased from 450 to 483, and the number of pupils from 24,837 to 26,711. The largest increase in the number of these schools has been in the *Punjab*, where the number increased from 24 to 43 during the quinquennium.

TABLE CX.

*Technical, Craft and Industrial Schools.*

| Province.  | Number of institutions. |       | Increase (+) or decrease (—). | Number of pupils. |        | Increase (+) or decrease (—). |
|--|-------------------------|-------|-------------------------------|-------------------|--------|-------------------------------|
|  | 1927.                   | 1932. |                               | 1927.             | 1932.  |                               |
| Madras .. ..                                     | 63                      | 73    | +10                           | 4,307             | 5,738  | +1,431                        |
| Bombay .. ..                                     | 33                      | 44    | +11                           | 2,878             | 2,895  | +17                           |
| Bengal .. ..                                     | 153                     | 144   | —9                            | 6,234             | 6,315  | +81                           |
| United Provinces .. ..                           | 111                     | 107   | —4                            | 3,941             | 3,933  | —8                            |
| Punjab .. ..                                     | 24                      | 43    | +19                           | 3,535             | 4,516  | +981                          |
| Burma .. ..                                      | 2                       | 2     | ..                            | 167               | 231    | +64                           |
| Bihar and Orissa .. ..                           | 43                      | 48    | +5                            | 2,462             | 2,079  | —383                          |
| Central Provinces .. ..                          | 2                       | 2     | ..                            | 262               | 149    | —113                          |
| Assam .. ..                                      | 15                      | 15    | ..                            | 476               | 374    | —102                          |
| British India (including minor administrations). | 450                     | 483   | +33                           | 24,537            | 26,711 | +2,174                        |

TABLE CXI.

*Expenditure on Technical, Craft and Industrial Schools.*

| Province.  | Expenditure from  |              |          |                |           |
|--|-------------------|--------------|----------|----------------|-----------|
|  | Government funds. | Board funds. | Fees.    | Other sources. | Total.    |
|  | Rs.               | Rs.          | Rs.      | Rs.            | Rs.       |
| Madras .. ..                                     | 3,37,320          | 412          | 25,606   | 9,18,242       | 12,81,580 |
| Bombay .. ..                                     | 2,06,466          | 64,384       | 1,24,397 | 1,11,235       | 4,96,482  |
| Bengal .. ..                                     | 3,77,292          | 1,14,658     | 49,870   | 1,96,326       | 7,38,146  |
| United Provinces .. ..                           | 6,28,563          | 41,184       | 8,221    | 1,78,423       | 8,56,391  |
| Punjab .. ..                                     | 3,39,539          | 8,697        | 16,055   | 29,496         | 3,93,787  |
| Burma .. ..                                      | 43,891            | ..           | ..       | 12,000         | 55,891    |
| Bihar and Orissa .. ..                           | 3,19,686          | 424          | 13,087   | 2,44,288       | 5,77,485  |
| Central Provinces .. ..                          | 1,597             | ..           | ..       | 14,388         | 15,985    |
| Assam .. ..                                      | 46,968            | 4,563        | 717      | 1,119          | 53,367    |
| British India (including minor administrations). | 23,24,560         | 2,24,322     | 2,37,953 | 17,14,464      | 45,01,299 |

5. Reference will be made first to what may be termed technical schools, which provide a specialised training in some particular sphere of industry and whose pupils have already reached a fairly high standard of general training. In some institutions the pupils, on admission, have reached the Matriculation and in some cases a higher standard. These institutions, therefore, are able to specialise each in its own particular sphere and need not provide concurrently with that training additional instruction in general subjects. It is difficult to classify these institutions, and it is possible that mention of some has been omitted.

The *Harcourt Butler Technological Institute, Cawnpore*, was founded in 1920 and provides courses in applied chemistry, oil and leather chemistry, and the technology of sugar. In 1929, the classes were transferred to new laboratories, which were built at a cost of Rs. 4,86,516. An up-to-date sugar factory plant was purchased in 1931 at a cost of Rs. 1,25,000. The annual expenditure has decreased from Rs. 3,97,265 in 1926 to Rs. 2,22,153 in 1931-32 while the enrolment has fallen from 32 to 23. During the quinquennium 53 students completed the three-years' course of training.

The *Victoria Jubilee Technical Institute, Bombay*, has continued to impart advanced training in five branches of technology, mechanical and electrical engineering, textile manufactures, technical and applied chemistry, sanitary engineering and plumbing. The course in each department extends over four years. The number of students in 1932 was 559 as against 520 in 1927. Students from this Institute appear for the City and Guilds of London Institute examination.

The *Jamshedpur Technical Institute* was started in 1921 by the Tata Iron and Steel Company and continued to provide a course in metallurgy approximately equal in standard to that of English universities until towards the end of the quinquennium. The Company then revised the scheme of education in such a way that the Institute has been changed from a part-time day institution to a part-time evening school. Government has withdrawn the grant-in-aid, which it formerly contributed.

The *Trades School* has been converted into the *Government School of Technology, Madras*, and additional buildings and equipment have been provided. An important innovation has been the introduction of day classes for engineering apprentices, which are conducted on the 'sandwich system' in place of the evening classes. The School continued to be a centre for the examinations of the City and Guilds of London Institute.

The *Government Textile Institute, Madras*, which was started in 1922, continued in rented buildings until 1929 when, with the exception of the practical weaving section, it was shifted to the Government buildings formerly occupied by the Leather Trades Institute. In 1931, a building was also constructed for the weaving section. The Institute has continued to provide two courses of training; the superior course for those who intend to become teachers in weaving schools or managers of weaving factories; and the artisan course.

The *Government Industrial Institute, Madura*, is the only institution providing instruction in the mechanical engineering and wood-work trades in the southern districts of Madras Presidency. The cost of maintaining

this institution has been high and the Retrenchment Committee reviewed the advisability of retaining it, but it was felt that its usefulness is so great that its closure would inflict great hardship on the people of these districts. The Institute has therefore been retained, but its cost of maintenance has been greatly reduced.

The more important technical schools in Bengal are the *Calcutta Technical School* and the *Kanchrapara* and *Kharagpur Schools*. The two latter institutions cater chiefly for railway apprentices.

The *Walton Railway School of the North-Western Railway, Lahore*, provides facilities for training in railway work to candidates for railway service; it also provides refresher and training courses for those already in service.

The *Railway Technical School, Lahore*, which has been re-named the *Government Industrial School*, has continued its creditable work of the past, but its enrolment has fallen, largely on account of financial reasons and of a restriction of admissions from 769 to 584. The School imparts training in ten crafts and engineering trades. With a view to providing more advanced training a scheme for the revision of the curriculum has been drawn up and is under consideration.

The *Government Technical Institute, Insein, Burma*, has continued to train students for civil and mechanical engineering diplomas. Students of the Institute take the examinations of the City and Guilds of London Institute. The Institute also provides evening classes in Rangoon for part-time students.

In *Bihar* there is the *Orissa School of Engineering*, which trains students for a diploma course; the *Tirhut Technical Institute*, where an industrial diploma course has been introduced and a combined oil engine and agricultural tractor drivers' class has been organised; the *Jamalpur Technical Institute*; and the *Cottage Industries' Institute*.

6. With the provincialisation of education, scholarships for technical training have been awarded by provincial Governments. In 1926-27, the number of State technical scholars under the supervision of the High Commissioner in London was 57, but in 1931-32 that number had decreased to 52. This slight decrease has been due partly to financial stringency and partly to the fact that facilities in India for advanced training in a number of technical subjects have been developed. The special subjects of study pursued by these scholars have included marine, civil, electrical, mechanical and automobile engineering and a number of textile subjects. Of the 52 technical scholars in 1931-32, seventeen were undergoing training in colleges, thirty-one were working in factories and workshops, and four were enrolled in technical schools. In addition to the scholars large numbers of Indian students have proceeded abroad at their own expense in order to obtain technical training. The following Table shows the number of students, as far as is known, studying technological and industrial subjects in England during 1931-32.

TABLE CXII.

*Technical students in the United Kingdom.*

| Subject.             | Number of students. |       |
|----------------------|---------------------|-------|
|                      | 1927.               | 1932. |
| Engineering .. .. .  | 202                 | 237   |
| Technology .. .. .   | 98                  | 66    |
| Metallurgy .. .. .   | 6                   | 5     |
| Architecture .. .. . | 3                   | 7     |
| Printing .. .. .     | ..                  | 4     |
| Total ..             | 309                 | 318   |

The Central Government has also played some part in encouraging this form of training. Four scholars have been sent to England for the study of metallurgy. On completion of their training, the first three scholars were provided with appointments in the Indian Stores Department. The fourth scholar was sent to England in 1928 for a period of three years and took the degree course in ferrous metallurgy in the University of Sheffield. He has since obtained employment in the Tata Iron and Steel Company, Jamshedpur. Owing to financial stringency, no further scholarships of this type have been granted.

7. Considerable progress has been made in the institution of what may be termed 'craft schools'—institutions which provide training in a particular craft to students who have already acquired a reasonably adequate foundation of general training in the ordinary schools.

In *Bombay*, the Department of Industries has devoted its attention particularly to the development of the hand-weaving industry. In 1927-28 a survey was made of this industry and, as a result, a Central Hand-Weaving Institute was opened at Poona in 1929. Government have also sanctioned the opening of two weaving schools, two weaving demonstrator classes, and a dyeing demonstrator class in *Sind*.

In *Bengal*, in addition to a number of weaving schools, there are institutions which provide artisans with training in carpentry, blacksmithy, cane-work and pottery. Among the most important of these institutions are the Calcutta Tanning Institute, the Government Weaving Institute, Serampur and the Government Weaving and Dyeing Institute, Berhampur.

There are fourteen Government textile and dyeing schools in the *United Provinces*. Among the more important are the Government Textile School, Cawnpore, the Government School of Dyeing and Printing, Cawnpore, the Central Weaving Institute, Benares, the Government Weaving and Cotton Printing School, Muttra. The number of Government carpentry and leather-working schools has been increased to six and four respectively.

In the *Punjab*, the Government Institute of Dyeing and Calico Printing, Shahdara, provides theoretical and practical instruction in textile dyeing, bleaching, finishing and calico-printing and is advancing in popularity, the



enrolment having increased from 66 to 136 during the quinquennium. Enrolment at the Government Central Weaving Institute, Amritsar, however, has remained practically stationary. The Government Hosiery Institute, Ludhiana, has made great strides and has been successful in breaking down the distrust with which it was first regarded by local hosiery manufacturers. Another institution which has shown great progress is the Wood-Work Institute at Jullundur.

In *Assam*, the policy of encouraging hand-loom weaving and sericulture has been continued. There are two weaving schools including the weaving section of the Surma Valley Technical School. There are 26 peripatetic weaving demonstrators, working under the direction of four weaving assistants who conduct propaganda and demonstration work towards the improvement of the hand-loom industry.

8. There are also a number of what are generally known as industrial schools.

The number of recognised industrial schools in *Madras* has increased to 68, of which 63 are in receipt of Government grant-in-aid. The number of pupils has increased from 3,591 to 6,005.

In *Bengal*, the number of industrial schools decreased from 153 to 144, but in spite of this reduction the enrolment advanced from 6,234 to 6,315.

In the *Punjab*, fifteen new industrial schools have been opened by Government, making the total of such schools 32. The number of pupils increased from 2,560 to 3,829.

In *Bihar*, the number of schools of this type increased from 43 to 48, but the enrolment decreased from 2,462 to 2,079.

In the *Central Provinces*, there are three Government and six aided industrial schools. Those at Khamgaon and Chanda were opened during the quinquennium. The demand for such schools is reported to be keen, but new schemes for improvement have been held in abeyance owing to financial stringency.

There is a Government Industrial School at *Delhi* which provides training in carpentry and smithy. The numbers in this school have remained practically stationary during the quinquennium.

9. Progress is thus being made by these schools of varying types, especially by the craft schools, but the numbers of institutions and pupils are still insignificant in comparison with those of ordinary schools. This marked disparity has evoked much adverse comment; there is a widespread desire that early steps should be taken to rectify this disproportion.

Many have advocated an alternative policy of providing concurrently with the general courses in schools and, indeed, in colleges a number of optional subjects of a vocational type.

While teaching in the ordinary schools should become more of a reality to the pupils by its connexion with what a pupil sees and knows and understands, while the teaching of subjects such as drawing and manual training should be improved as a means of training the eye and hand, while

students and school children should be encouraged to take part in practical pursuits such as carpentry and gardening in their leisure hours, the introduction of vocational subjects in the ordinary curricula would be inadvisable. The expenditure on equipment would not be negligible, while experienced and competent teaching is essential. These resources should be concentrated in a few institutions and not be dissipated over a large number of institutions, whose main objective is in another direction. It is also open to question whether training for a few hours a week in such subjects, interspersed between long hours of study in general subjects, would be of value. There is also a danger, which in the light of past experience is by no means imaginary, that these subjects might be regarded as 'soft options' by those who aspire to enter college and would therefore be handicapped in their college careers. The very object of these innovations might also be defeated. Boys, whose bent does not lie in literary studies, might be induced to prolong unduly their literary education by the temptation that a small portion of their time would be spent in vocational training.

10. The better course would be to provide a larger number of vocational institutions, technical, craft or industrial, in which the pupils could devote their whole time and energy to practical pursuits, freed from the temptation of hankering after a literary career.

It is essential that recruits to these several types of institution should first have gained in the ordinary schools that modicum of general knowledge which should form the foundation of their vocational training; otherwise, there would be an even more disastrous situation, whereby vocational schools were compelled to provide an inferior form of general training alongside of the practical training. This is the main defect of many of the existing industrial schools, in which pupils are often admitted at the very start of their schooling and at an age unsuitable for vocational training. A scheme of vocational training should be adjusted to that of general training, and the two schemes should interlock harmoniously and not be in competition with each other.

The opinions of the Hartog Committee are relevant in this connexion :

"All pupils, whatever be their aim of life, should first receive general education, but it should be open to boys at some suitable stage in the subsequent course to branch off to craft schools or to vocational classes. We are told that the industrial schools are not widely appreciated at present, but we are hopeful that if once industrial training is given its proper place in the higher stages of the educational system, many of the boys who now waste time and money in secondary schools will be diverted to more fruitful forms of education and occupation."<sup>1</sup>

In the existing system large numbers of school pupils and college students prolong unduly their literary studies, to their own disadvantage as well as to that of the schools and colleges which they attend. It is mainly these boys and young men who swell the ranks of middle-class unemployment, a problem which is becoming more and more insistent.

It has been suggested that the standards of matriculation and university examinations should be stiffened in order to cope with this difficulty; this may be an admirable suggestion on other grounds, but boys should not be denied education merely because their bent does not lie in the direction of literary

<sup>1</sup> Hartog Report, page 111.

studies. By far the better policy would be to release these boys once for all from their literary studies at an earlier age than at present, and to utilise the money thus saved by expanding facilities in vocational institutions which are more in harmony with their attainments.

The question arises as to when the time for such bifurcation or diversion should be fixed. The actual time would vary in accordance with the attainments and ambitions of the boys. The diversion of the humblest class, those who would furnish *mistries*, etc., would be on the completion of the primary stage; of better educated boys, who would be absorbed in industries, would be at a stage somewhat earlier than the present Matriculation; while those who sought admission to the better type of technical schools would continue longer in their general studies.

(iii) *Commercial schools.*

11. The main statistics regarding commercial education are given in the Table below :

TABLE CXIII.  
*Schools of Commerce.*

| Year. | Insti-<br>tutions. | Pupils. | Expenditure.              |                 |              |                   |               |                 |
|-------|--------------------|---------|---------------------------|-----------------|--------------|-------------------|---------------|-----------------|
|       |                    |         | Govern-<br>ment<br>funds. | Board<br>funds. | Fees.        | Other<br>sources. | Total.        |                 |
| 1927  | ..                 | 144     | 6,706                     | Rs.<br>1,14,626 | Rs.<br>8,068 | Rs.<br>2,47,260   | Rs.<br>76,323 | Rs.<br>4,46,267 |
| 1932  | ..                 | 136     | 6,246                     | 1,35,620        | 250          | 2,60,879          | 48,846        | 4,45,596        |

12. There has thus been a serious set-back, the numbers of both institutions and pupils having suffered reduction. This has been due very largely to trade depression, as pupils receiving instruction in these institutions have found it increasingly difficult to obtain employment.

The most severe set-back has been in *Bombay*, the number of aided institutions having decreased from seven to two.

In *Madras*, there has been a fall in the enrolment of the Institute at Madras as well as in that at Calicut. At the close of the quinquennium the latter institution was closed as a measure of retrenchment. The School of Commerce at Vizagapatam also attracted fewer students, the number having fallen from 106 to 72.

There has been no marked change in *Bengal*. Classes in shorthand, typewriting and book-keeping were opened at the Narasingha Dutt College, Howrah, in 1928-29, but the Commerce Department of Krishnath College, Berhampur, was abolished in 1929-30 owing to dearth of pupils. A scheme for the reorganisation of the Government Commercial Institute, Calcutta, was sanctioned in 1929, and the Institute was moved to new premises. Its status was improved by the recognition of its Final Commercial Course examination as equivalent to the Intermediate Arts examination for the purpose of the admission of students to the B. A. or B. Com. classes of the University.

Valuable evening classes are held in many centres by the *Young Men's* and *Women's Christian Associations*, which are much appreciated by those who are starting their careers in Government offices and in commercial houses. These classes have also been reduced in strength in consequence of trade depression.

13. An interesting experiment was started some years ago in the *Punjab*, by which clerical classes were attached to high schools and intermediate colleges for the benefit of matriculates, who desired short specialised courses with a view to obtaining clerical employment.

In accordance with the recommendations of a committee appointed in 1925, ten post-matriculation classes were opened in 1927. The course of instruction covered two years and a diploma examination was conducted by the Education Department. The numbers attending these classes soon exceeded three hundred.

In 1929-30, a committee was appointed to review this experiment. Its most important recommendation was that, since many pupils obtained employment before the completion of the course, the length of the course should be reduced from two years to one. This recommendation was put into effect in 1930 and the syllabus was modified accordingly, attention being confined very largely to English, shorthand and typing.

It has been suggested that the initial qualifications of students should be further raised, that greater importance should be attached to drafting, noting and correspondence, and that higher speed should be demanded in shorthand and typewriting. The shortened course has at any rate proved popular, as the enrolment for the single year's course has already risen above four hundred pupils.

Much advantage is gained by attaching these classes to the ordinary schools and intermediate colleges, as an essential of success is a sound working knowledge of English by the pupils; competent instruction of this kind is more likely to be provided in schools and colleges than in vocational institutions.

14. *The Accountancy Diploma Board, Bombay*, which was constituted by Government in 1915, now holds examinations every year at Bombay, Madras, Calcutta, Allahabad, Rangoon and Karachi, the last-named centre having been created in 1929. During the quinquennium, 1,928 candidates were examined, of whom 464 were declared successful.

In connection with the proposed Indian Accountancy Board, the Secretary writes :

"For some years past the question of forming an Indian Accountancy Board for the purpose of advising the Governor General in Council regarding the granting of auditors' certificates and assisting him in maintaining a high standard of qualifications and conduct of persons enrolled on the register of accountants was under the consideration of the Government of India. In 1925 a scheme for the establishment of such a Board was drawn up and circulated for opinion. After consideration of the replies received and consultation with commercial and professional bodies, the Government of India framed rules called the Auditor's Certificate Rules, 1932, which came into force from 1st April, 1932. These rules provide for the maintenance of a register of Approved Accountants, the granting of Auditor's Certificates, the examinations to be passed and the theoretical and practical

training to be undergone by persons wishing to be enrolled on the register, and for the constitution of an All-India Board called the Indian Accountancy Board. Under these rules the Government of India and not the local Governments will be the statutory authority for the grant of certificates to persons entitling them to act as auditors of public companies in India. The First Examination prescribed by the new rules will be held in 1933 and the first Final Examination in 1935. The Government of India have recognised that an abrupt transition from the old to the new system might involve hardship to persons already engaged in a course of training for the accountancy profession, and they have therefore decided that the G. D. A. examination should continue to be held under the old rule until a date not later than the 31st December, 1934. The Accountancy Diploma Board will continue in existence for a certain period beyond that date for the purpose of making recommendations to the Government of Bombay for the award of the Government diploma in Accountancy to any persons who may have passed the examination, but may not have completed the practical training by the end of 1934.”<sup>1</sup>

<sup>1</sup> Bombay, pages 131-132.

CHAPTER IX.

EDUCATION OF SPECIAL CLASSES AND COMMUNITIES.

(i) *Chiefs' Colleges.*

The most important event of the quinquennium was the approval given by the Secretary of State, for a period of five years as from April, 1931, to a new scheme for the control of chiefs' colleges and for the regulation of their relations with the Government of India. A lump sum is now provided annually by the Government of India for distribution among these colleges, this being the average total of previous subventions *plus* the average annual saving to Government on account of the leave and pension contributions for Indian masters of Mayo, Aitchison and Rajkumar Colleges, which will be defrayed in future by their governing bodies. As the Kathiawar States, which are interested in the welfare of Rajkumar College, Rajkot, desired to become wholly responsible for its expenses, the Government grant has been discontinued.

The governing bodies of the colleges have accordingly been reconstituted with the object of affording them the largest possible measure of independence, and they have been recognised as corporate bodies, capable of suing and being sued. The masters, Indian and European, will be recruited in future by governing bodies, but Government will continue to be responsible for annual inspection.

2. The following Table shows the strength of these colleges for the last three quinquennia :

TABLE CXIV.  
*Enrolment of chiefs' colleges.*

| College.                          | 1921-22. | 1926-27. | 1931-32. |
|-----------------------------------|----------|----------|----------|
| Mayo College, Ajmer .. .. .       | 99       | 126      | 115      |
| Daly College, Indore .. .. .      | 51       | 63       | 78       |
| Aitchison College, Lahore .. .. . | 95       | 110      | 74       |
| Rajkumar College, Rajkot .. .. .  | 53       | 43       | 29       |
| Rajkumar College, Raipur .. .. .  | 64       | 50       | 42       |
| Total .. .. .                     | 362      | 392      | 338      |

The total enrolment of the five colleges has thus seriously declined and is less even than it was ten years ago, the most serious decline having been at Aitchison College, Lahore. This fall in numbers has been due to some extent to economic depression which has been felt acutely by the landowning classes, but this cannot be the only reason. There is an impression, which is gaining ground, that the standard of personal expenditure among the boys is unduly high and that an exclusive type of institution reacts adversely on the training and advancement of the boys themselves. Efforts are being made to reduce the number of private servants and to extend the practice of common messes. Be this as it may, a serious situation has been created by

the fall in enrolment. The number of college classes remaining the same, there can be few reductions in the staffs; the loss in fees cannot therefore be compensated, except by increased contributions. Moreover, the small numbers of boys, with their very varying ages, present difficulties in the internal organisation of the colleges.

3. Most colleges have continued to prepare boys for the Chiefs' Colleges Diploma examination, which is regarded as equivalent to the Matriculation examination of an Indian university. There are two courses; one is intended for those who desire to proceed to a university; the other qualifies a candidate for a diploma, but not for admission to a university. The examination differs somewhat from the ordinary Matriculation examination in that candidates may offer administration, which includes law, land revenue and surveying.

Mayo College prepares boys for the Higher Diploma examination, the course of which extends over three years. A four years' course is being substituted with an examination held in the middle of the course.

TABLE CXV.

*Chiefs' Colleges Diploma Examination.*

| Institutions.                 | 1927-28.    |                        | 1928-29.    |                        | 1929-30.    |                        | 1930-31.    |                        | 1931-32.    |                        |
|-------------------------------|-------------|------------------------|-------------|------------------------|-------------|------------------------|-------------|------------------------|-------------|------------------------|
|                               | Candidates. | Successful candidates. | Candidates. | Successful candidates. | Candidates. | Successful candidates. | Candidates. | Successful candidates. | Candidates. | Successful candidates. |
| Mayo College, Ajmer           | 12          | 9                      | 12          | 10                     | 12          | 8                      | 13          | 12                     | 13          | 8                      |
| Aitchison College,<br>Lahore. | 9           | 6                      | 13          | 4                      | 18          | 11                     | 17          | 17                     | 15          | 6                      |
| Rajkumar College,<br>Rajkot.  | 1           | 1                      | 4           | 3                      | 2           | 2                      | 6           | 3                      | 3           | 3                      |
| Rajkumar College,<br>Raipur.  | ..          | ..                     | 4           | 4                      | ..          | ..                     | 5           | 5                      | 3           | 3                      |
| Total ..                      | 22          | 16                     | 33          | 21                     | 32          | 21                     | 41          | 37                     | 34          | 20                     |

NOTES.—(1) The candidates who did not appear in the examination are excluded.

(2) The Daly College, Indore, did not submit candidates for the Diploma examination during the quinquennium.

TABLE CXVI.

*Chiefs' Colleges Higher Diploma Examination.*

## Mayo College, Ajmer.

| Year.           | Candidates. | Successful candidates. |
|-----------------|-------------|------------------------|
| 1927-28 .. .. . | 5           | 4                      |
| 1928-29 .. .. . | 3           | 3                      |
| 1929-30 .. .. . | 1           | ..                     |
| 1930-31 .. .. . | 6           | 6                      |
| 1931-32 .. .. . | 5           | 5                      |
| Total ..        | 20          | 18                     |

4. The average number of kumars on the roll of *Rajkumar College, Rajkot*, during the quinquennium was fourteen lower than the average of the previous quinquennium, but it is a cause for optimism that nineteen kumars now in the College are sons of former pupils.

In 1930, Mr. F. T. Turner, the Principal, retired from service and was succeeded by Mr. A. C. Miller. A fund amounting to Rs. 22,000 has been collected to commemorate Mr. Turner's association with the College. There are two European members on the staff.

The average annual cost of upkeep has been slightly more than a lakh of rupees. Thus, the cost per boy reaches a high figure. The College, however, is well endowed, the total invested capital amounting to nearly Rs. 10 lakhs with a yearly income of nearly half a lakh. The Government grant of Rs. 10,000 was voluntarily surrendered in 1932.

While no major building works have been constructed at *Mayo College, Ajmer*, much has been done to add to the amenities of the institution. Mr. S. F. Madden was succeeded as Principal in 1931 by Mr. V. A. S. Stow. The European staff, which in the past consisted of as many as seven members, has now declined to three. While continuing to be an institution for the benefit of ruling families of Rajputana, the College draws pupils from places as far distant as Madras and Assam. In March, 1930, the College celebrated its jubilee; the occasion was honoured by the presence of His Excellency the Viceroy and Lady Irwin.

The serious decline in enrolment at *Aitchison College, Lahore*, has already been noted. A feature of the College is that a larger proportion of the pupils come from British India than in other colleges. There are three Europeans on the staff, but the need of a fourth has been stressed in the report.

In 1930, *Daly College, Indore*, mourned the death of its Principal, Mr. W. Fanshawe, who had done much for its advancement. Though the



enrolment is higher than it was in 1927, it is less than it was in 1930. This decline is reported to have been due almost entirely to economic depression and is not expected to become permanent. The number of boys coming from Central India is higher than it has been for many years. Much has been done to improve the equipment of the College. A new science block, in which the fine library is installed, has been built. A new cricket and hockey ground and a racquet court have also been constructed. In 1930, the annual competitions with Mayo College, Ajmer, were revived with satisfactory results. The Old Boys' Association, started in 1927, is doing good service; in 1932, a member of the Association was appointed to a seat on the College Council.

Improvements have been made in the finances of *Rajkumar College, Raipur*. As a result of the collection of the Irwin Memorial Fund, it became possible to carry out important improvements in the staff. The generosity of the Chiefs has also provided a temple and guest house.

Mention may here be made of the *Colvin Taluqdars' School, Lucknow*, which is maintained by a voluntary cess on the land revenue of taluqdars, by income from fees, and by a large Government grant amounting to nearly Rs. 30,000. The number of boys approximates 45. The School is residential and has large grounds and many activities, while most of the staff are resident, but "the expenditure is excessive in relation to the number of boys and a reorganisation scheme is at hand. . . . It is hoped that by reducing the fees and by opening the doors to a wider public the School will attract larger numbers."<sup>1</sup>

#### (ii) *Education of Europeans and Anglo-Indians.*

5. In all provinces except Burma, European education is a provincial and reserved subject and is in charge of a Member of the Executive Council of each provincial Government. It is governed by its own code of regulations for the award of grants, the prescription of courses and the like, which differs from the code applicable to Indian schools. In Burma, European education is a provincial transferred subject and is under the control of the Minister for Education.

6. The Tables below give the main figures for European and Anglo-Indian education in respect to the number of schools and their enrolment.

The enrolment figures give the numbers of pupils in institutions of various types, whether for boys and girls, but there is an extensive system of co-education, many boys attending girls' schools and *vice versa*. The enrolment is practically stationary.

The figures also include 13,055 Indian pupils or 22 per cent. of the total, a matter which will be discussed later. On the other hand, 3,908 European and Anglo-Indian pupils are reading in Indian institutions. Thus, there is a total of 48,801 pupils from the community at schools of one type or another. The European and Anglo-Indian population of British India approximates 2·7 lakhs. Thus, 18 per cent. of the total population, as compared with 4·7 of the Indian population, are receiving instruction. This high percentage reflects great credit on the members of the domiciled community and indicates a keen

desire for their children to be educated. As the population tends to be stationary, the actual provision of education is generally satisfactory.

The Anglo-Indian is essentially a poor community; many of its members are in destitution and are living on public or private charity. The majority of the few who achieve distinction and affluence tend to leave the community, and sometimes the country; thus the community loses the benefit of their leadership. The bulk of the community reside in towns where the standard of living is high; its members live in European fashion in the matter of clothing, food and housing. In recent years, they have felt the strain of competition for many posts in Government service, of which they used to hold almost a monopoly.

A large section of the community is migratory in character, many of its members being employed in railways, telegraphs, customs and other all-India services. The children either accompany their parents from one province to another, or else are sent to boarding schools where the cost is often beyond their means. The varying courses in the provinces are a cause of much embarrassment.

TABLE CXVII.

*European schools for boys and their enrolment.*

| Year.                                     | Colleges.     |         | High schools. |         | Middle schools. |         | Primary schools. |         | Special schools. |         | Total.        |         |
|---|---------------|---------|---------------|---------|-----------------|---------|------------------|---------|------------------|---------|---------------|---------|
|   | Institutions. | Pupils. | Institutions. | Pupils. | Institutions.   | Pupils. | Institutions.    | Pupils. | Institutions.    | Pupils. | Institutions. | Pupils. |
| 1921-22 .. ..                             | 2             | 488     | 65            | 12,166  | 52              | 5,653   | 46               | 2,812   | 17               | 909     | 182           | 22,028  |
| 1926-27 .. ..                             | 7             | 263     | 69            | 16,760  | 42              | 4,559   | 55               | 3,287   | 3                | 176     | 176           | 25,045  |
| 1931-32 .. ..                             | 8             | 293     | 72            | 17,660  | 36              | 4,608   | 48               | 3,212   | 3                | 268     | 167           | 26,041  |
| Increase or decrease<br>between 1922-27   | 5             | -225    | 4             | 4,594   | -10             | -1,094  | 9                | 476     | -14              | -733    | -6            | 3,017   |
| Increase or decrease<br>between 1927-32.. | 1             | 30      | 3             | 900     | -6              | 49      | -7               | -75     | ..               | 99      | -9            | 996     |

TABLE CXVIII.

*European schools for girls and their enrolment.*

| Year.                                     | Colleges.     |         | High schools. |         | Middle schools. |         | Primary schools. |         | Special schools. |         | Total.        |         |
|---|---------------|---------|---------------|---------|-----------------|---------|------------------|---------|------------------|---------|---------------|---------|
|   | Institutions. | Pupils. | Institutions. | Pupils. | Institutions.   | Pupils. | Institutions.    | Pupils. | Institutions.    | Pupils. | Institutions. | Pupils. |
| 1921-22 .. ..                             | 4             | 358     | 88            | 13,081  | 78              | 7,669   | 56               | 2,826   | 35               | 638     | 261           | 24,572  |
| 1926-27 .. ..                             | 3             | 351     | 98            | 16,879  | 66              | 6,755   | 61               | 3,655   | 17               | 466     | 245           | 28,106  |
| 1931-32 .. ..                             | 2             | 43      | 106           | 19,594  | 60              | 7,172   | 71               | 4,654   | 16               | 444     | 265           | 31,907  |
| Increase or decrease<br>between 1922-27.. | -1            | -7      | 10            | 3,798   | -12             | -914    | 5                | 829     | -18              | -172    | -16           | 3,584   |
| Increase or decrease<br>between 1927-32.. | -1            | -308    | 8             | 2,715   | -6              | 417     | 10               | 999     | -1               | -22     | 10            | 3,901   |

7. The statistics of schools given above are not altogether reliable, as there have been many changes in classification during the last fifteen years. The total number of schools tends to decrease, largely in consequence of the tardy, but growing, recognition of the need for concentration.

There is particular need of concentration in respect to the railway schools, many of which have only minute enrolments and are thus liable to extravagance and inefficiency of teaching. The Hartog Committee were of opinion that "economy could be effected by the adoption of the policy already accepted by the North-Western Railway of granting assistance to the children of European and Anglo-Indian employees to attend the ordinary schools, at whatever distance, in preference to the present policy of other railways which maintain small schools at outlying stations to meet the needs of scattered groups of children."<sup>1</sup> Religious differences, social distinctions and vested interests still stand in the way of a complete system of concentration.

8. The following Table (which includes indirect expenditure, such as the cost of buildings) gives statistics regarding the cost of European education. Government contributions have declined by nearly Rs. 4 lakhs during the quinquennium, but this loss has been more than compensated by an increase of the fee income amounting to nearly Rs. 8½ lakhs.

TABLE CXIX.

*Expenditure on recognised institutions for Europeans.*

| Year.                       | Expenditure from  |              |           |                | Total expenditure. |
|-----------------------------|-------------------|--------------|-----------|----------------|--------------------|
|                             | Government funds. | Board funds. | Fees.     | Other sources. |                    |
|                             | Rs.               | Rs.          | Rs.       | Rs.            | Rs.                |
| 1921-22 .. ..               | 46,70,968         | 21,653       | 49,06,770 | 36,73,835      | 1,32,73,226        |
| 1926-27 .. ..               | 50,98,162         | 52,236       | 53,94,471 | 45,16,549      | 1,50,61,418        |
| 1931-32 .. ..               | 47,18,670         | 50,764       | 62,43,495 | 45,26,227      | 1,55,39,156        |
| Increase between 1922-27 .. | 4,27,194          | 30,583       | 4,87,701  | 8,42,714       | 17,88,192          |
| Increase between 1927-32 .. | —3,79,492         | —1,472       | 8,49,024  | 9,678          | 4,77,738           |

At first sight, the cost appears to be unduly high, but the figures should not be accepted without reservation, especially if the object is to draw comparison between the cost of Indian and European schools.

<sup>1</sup>Hartog Report, page 235.

A large number of European schools are residential institutions and the cost per pupil includes boarding charges, while in Indian schools the practice is for pupils to make their own messing arrangements. A European pupil, therefore, pays a far larger sum in fees than an Indian pupil. The average annual fee of a European pupil is Rs. 100, while that of an Indian pupil is less than Rs. 5.

Again, more than five-sixths of the total number of pupils in Indian schools are in the primary classes, nearly half of these being in Class I; most primary pupils receive free education. The proportion of free pupils in European schools is also very much smaller than in Indian schools, and a far higher proportion reach the higher stages of education, the cost of which is comparatively high.

9. The following Table gives the number of institutions and pupils in each province :

TABLE CXX.

*Recognised European schools and their enrolment.*

| Province.  | Institutions. |       |                             | Pupils. |        |           |
|--|---------------|-------|-----------------------------|---------|--------|-----------|
|  | 1927.         | 1932. | Increase(+) or decrease(-). | 1927.   | 1932.  | Increase. |
| Madras .. ..                                     | 87            | 82    | -5                          | 10,390  | 10,759 | 369       |
| Bombay .. ..                                     | 39            | 37    | -2                          | 4,921   | 5,456  | 535       |
| Bengal .. ..                                     | 62            | 69    | +7                          | 10,821  | 11,586 | 765       |
| United Provinces ..                              | 55            | 58    | +3                          | 6,213   | 6,564  | 351       |
| Punjab .. ..                                     | 34            | 32    | -2                          | 2,669   | 2,847  | 178       |
| Burma .. ..                                      | 36            | 35    | -1                          | 8,858   | 10,191 | 1,333     |
| Bihar and Orissa ..                              | 21            | 21    | ..                          | 1,370   | 1,624  | 254       |
| Central Provinces ..                             | 34            | 37    | +3                          | 2,388   | 2,801  | 413       |
| Assam .. ..                                      | 4             | 4     | ..                          | 375     | 384    | 9         |
| North-West Frontier Province ..                  | 1             | 1     | ..                          | 62      | 88     | 26        |
| British India (including minor administrations.) | 421           | 422   | +1                          | 53,151  | 57,948 | 4,797     |

In *Madras*, the number of institutions has been reduced from 87 to 82, mainly in consequence of a policy of concentration.

In *Bombay*, the number of institutions has also decreased from 39 to 37, "but nothing more has been done in regard to the very obvious solution of concentration raised in the previous quinquennium."<sup>1</sup>

The *Bengal* report comments favourably on the "increasing tendency among European and Anglo-Indian students to take advantage of university education through the facilities which the Intermediate classes attached to European schools offer. . . There is every indication that a new direction has

<sup>1</sup>Bombay, page 174.

been given to the higher studies of Anglo-Indians and that university qualifications will be more largely sought after than in the past."<sup>1</sup>

There has been activity in the *Punjab* in building construction. Loreto Convent, Simla, completed the erection of a new school building at a cost of over Rs. one lakh, towards which Government awarded a grant of Rs. 50,000. St. Edwards' School, Simla, constructed a new block of class-rooms, towards which Government contributed Rs. 19,885. The Bishop Cotton School, Simla, rebuilt its kitchens and store-rooms and also constructed a fine assembly hall and library on the top floor. At Lawrence College, Ghora Gali, a new hostel has been erected, the cost of which was almost entirely defrayed by the Diocesan Board of Education. The report observes that "little more remains to be done in the extension of facilities for European education. The majority of the schools are commodious and modern. The present accommodation should prove sufficient for many years to come."<sup>2</sup>

In *Bihar*, the buildings of Bishop Westcott Boys' School, Namkun, have been satisfactorily completed, and the eastern part of St. Michael's School, Kurji, has been rebuilt so as to provide a fine dormitory, a hall and ample accommodation for bathing.

The impression conveyed by provincial reports is that, though the schools have been hard hit by the economic depression and though little has been found possible in material improvements and expansion, much promising work has been done in trying circumstances.

10. The following Table shows that the percentage of trained teachers in all provinces has improved during the quinquennium; the total percentage of 68·3 trained teachers is far from unsatisfactory.

TABLE CXXI.

*Teachers in European schools.*

| Province.  | Number of teachers. |                     |        | Percentage of trained teachers to total number of teachers. |       |
|--|---------------------|---------------------|--------|---|-------|
|  | Trained teachers.   | Untrained teachers. | Total. | 1927.   | 1932. |
| Madras .. .. .                                   | 559                 | 199                 | 758    | 69·9  | 73·7  |
| Bombay .. .. .                                   | 257                 | 134                 | 391    | 56·6  | 65·7  |
| Bengal .. .. .                                   | 483                 | 310                 | 793    | 55·9  | 60·9  |
| United Provinces .. .. .                         | 377                 | 117                 | 494    | 67·9  | 76·3  |
| Punjab .. .. .                                   | 172                 | 68                  | 240    | 66·5  | 71·7  |
| Burma .. .. .                                    | 346                 | 101                 | 447    | 69·2  | 77·4  |
| Bihar and Orissa .. .. .                         | 77                  | 36                  | 113    | 59·3  | 68·1  |
| Central Provinces .. .. .                        | 86                  | 69                  | 155    | 52·0  | 55·5  |
| Assam .. .. .                                    | 32                  | 8                   | 40     | 86·5  | 80·0  |
| North-West Frontier Province                     | 5                   | ..                  | 5      | ..  | 100·0 |
| British India (including minor administrations). | 2,801               | 1,207               | 3,808  | 63·0  | 68·3  |

<sup>1</sup> Bengal, page 87.<sup>2</sup> Punjab, page 108.

The *Madras* report repeats the observation of five years ago that "there is a reluctance on the part of young men and women leaving European schools to enter the teaching profession, and that the few who qualify are attracted to other provinces where they can more often obtain remunerative employment than in this Presidency."<sup>1</sup> There are three training classes for women teachers in the Presidency.

There are no separate training colleges for men in *Bengal*, *Bombay* and the *United Provinces*, but teachers are sent on deputation to the College at Ghora Gali.

Arrangements are made in *Bengal* for the training of women teachers at the Dow Hill Training College, where 41 teachers were trained during the quinquennium.

In the *United Provinces* the supply of women teachers is met by two training departments at All Saints Diocesan College, Naini Tal, and Woodstock College, Mussoorie, which train about twelve to fifteen qualified teachers annually. The report states that "few of the domiciled community possess good science degrees; teachers of the subject have often been recruited from England or from among Indian teachers specially trained in science. Girls' schools seldom find mistresses strong in mathematics and capable of teaching the subject satisfactorily in the higher stages. The supply of physical training mistresses has improved."<sup>2</sup>

The *Punjab* report records that "the designation of Chelmsford Training Class, Ghora Gali, was altered to that of Chelmsford Training College in 1928. This institution works in close contact with the Intermediate College and School and trains teachers for the rest of India. The reorganisation of the course referred to in the last report has proved successful, as several of the students have since proceeded to B. A. and B. Sc. degrees."<sup>3</sup>

Training of women teachers is provided in St. Bede's College, Simla. The course of training has been revised in order to bring it in closer relation with the F. A. examination of Punjab University. In 1929, additional stipends were granted for a third year of study in order to enable selected students to compete for this examination.

For kindergarten teachers, a training class is attached to St. Denys High School, Murree.

11. There has been criticism of the staffing of European schools to the effect that only a small number of posts are filled by members of the domiciled community and that very few indeed have been placed in charge of important schools. There have been some grounds for this criticism, but it should be borne in mind that in the past members of the community have been reluctant to join the teaching profession and that comparatively few have become trained; very few indeed have become graduates and received training.

<sup>1</sup> Madras, page 121.

<sup>2</sup> U. P., page 79.

<sup>3</sup> Punjab, page 111.

TABLE CXXII.

*Members of the domiciled community on the staffs of European schools.*

| Province.                            | Teachers.            |  | Percentage of (B) to (A). | Headmasters.  |                                     |
|--------------------------------------|----------------------|--|---------------------------|---------------|-------------------------------------|
|                                      | (A)<br>Total number. | (B)<br>Members of the domiciled community. |                           | Total number. | Members of the domiciled community. |
| Madras .. .. .                       | 750                  | 454  | 60.5                      | 79            | 36                                  |
| Bombay .. .. .                       | 373                  | 190  | 50.9                      | 37            | 12                                  |
| Bengal .. .. .                       | 226                  | 150  | 66.3                      | 14            | (a)                                 |
| United Provinces .. .. .             | 510                  | 389  | 76.3                      | 48            | 32                                  |
| Punjab .. .. .                       | 256                  | 159  | 62.1                      | 32            | (a)                                 |
| Burma .. .. .                        | 515                  | 356  | 69.1                      | 35            | 11                                  |
| Bihar and Orissa .. .. .             | 113                  | 84   | 74.3                      | 20            | 15                                  |
| Central Provinces .. .. .            | 156                  | 77   | 49.3                      | 18            | 3                                   |
| Assam* .. .. .                       | 8                    | 1  | 12.5                      | 1             | ..                                  |
| North-West Frontier Province .. .. . | 5                    | 4  | 80.0                      | 1             | (a)                                 |
| Delhi .. .. .                        | 17                   | 9  | 52.9                      | 2             | 2                                   |
| Ajmer-Merwara .. .. .                | 63                   | 37   | 58.7                      | 9             | 5                                   |
| Bangalore .. .. .                    | 188                  | 157  | 83.5                      | 20            | (a)                                 |

*N.B.*—The figures given in this table were compiled after the close of the quinquennium and are not based on the General Educational Tables for 1931-32.

(a) Information not available.

\* Only for one Government school for girls.

This Table shows that a large percentage of the staffs of European schools are members of the domiciled community; at the same time few as yet have been placed in charge of important schools. Far greater facilities have been provided in recent years, however, for young men and women reading in the schools to take the Intermediate examination of an Indian university; many of these have also succeeded at a later date in taking a degree, often through availing themselves of the concession given to teachers of appearing as private candidates by universities.

For example, the Principal, Chelmsford Training College, Ghora Gali, has stated that, of the 55 students who have been trained in the College, as many as 22 have subsequently graduated from a university; some, indeed, have taken a Master's degree. Moreover, all these 55 students, with one single exception, have obtained teaching post:



The following passage from the Bombay report is relevant in this connexion :

"The practice has continued (but, now especially, is tending to decrease owing to financial difficulties) of recruiting specialist graduate teachers from England to fill senior positions in the schools. As a rule, these teachers are without experience and are untrained ; it is rare to find them accepting a renewal of contract, which is usually for three or four years in the first instance. Non-European teachers in European high schools are almost invariably graduates, often with a post-graduate degree in theory of teaching. As these contracts expire, about half of the English recruited teachers are being replaced by recruits from this country."<sup>1</sup>

12. Another controversial matter is the scheme of examinations, for which these schools prepare their pupils. The position varies in the provinces, but the popularity of the Cambridge examinations is steadily increasing.

In *Madras*, the European School Leaving Certificate Board was reconstituted in 1929-30 and was given the duty of selecting text-books for examinations. All schools, except two which prepare pupils for the Cambridge examinations, prepare pupils for the High and Middle School Certificate examinations which are conducted by the Board.

In *Bombay*, "the Cambridge local examinations have been found entirely suitable by almost all European schools. Those who pass the Cambridge School Certificate examination are entitled to entrance into colleges affiliated to the Home universities or to other professional institutions. This examination is also regarded as equivalent to Matriculation by Bombay University under certain conditions . . . . . All European schools prepare for the Cambridge examinations and are generally opposed to substituting Matriculation for the Cambridge examination, though many see no objection to adapting the courses to suit the requirements of both examinations."<sup>2</sup>

In *Bengal*, 73 candidates appeared for the Matriculation examination of Calcutta University and 103 for the Cambridge School Certificate in 1931-32. The advantages of the latter examination are thus summarised : the work is continuous without capricious changes in the system ; the conductors of the examination are experts ; there is uniformity of standard ; the examiners are expert ; the development of educational practice in England is continually affecting the curricula of the examinations.

The matter is discussed in some detail in the report of the *United Provinces* :

"There is among educational authorities, publicists and others in India ever-recurring discussion concerning the suitability or otherwise of the Cambridge examinations as the standard examinations for pupils in European schools ; but so far no alternative scheme has been put forward which satisfies the schoolmaster, and the adoption of these examinations by most provinces in India is an advantage where, in such a community as the Anglo-Indian, pupils move from one province to another. The increase in the number of optional subjects in recent years has met the demands for more elasticity. It is yet true that, with all these improvements, much of the work prescribed is far from ideal when considered in connexion with the requirements of a certain proportion of the pupils—in particular, those in orphanages and others of the poorer classes. Boys of the same class in England go to public elementary schools which have no connection with the Cambridge or other Local examinations ; their education is designed to fit them for certain walks of life ; many become skilled and unskilled labourers and skilled workmen of various

<sup>1</sup> Bombay, page 185.

<sup>2</sup> Bombay, pages 181-182.

types. Whilst the problem of future employment is daily becoming more acute for boys leaving European schools, the difficulties will be felt more severely by boys of this class than by others who can be educated to higher stages and whose parents have stronger financial backing. It is difficult to devise and work a scheme which will suit the poorer classes of the domiciled community."<sup>1</sup>

In the *Punjab*, there has been a departure from the departmental to the Cambridge examinations during the quinquennium, the reasons for which are explained in the report :

"The year under record is the first year when all high schools have sent in candidates for the Cambridge School Certificate examination. This examination was substituted for the departmental High School examination, which was held for the last time in 1930. A considerable body of opinion regretted the abolition of this examination on the grounds that an examination controlled by a body in close touch with the schools and their conditions. . . . was in a better position to test satisfactorily the pupils of the schools. It was decided, however, to abolish the High School examination, as it was not recognised in England by any English university. A great majority of schools preferred the Cambridge examinations, as it was difficult to find examiners, in all subjects, not directly connected with the schools and also familiar with European schools standards."<sup>2</sup>

There has been a similar tendency in *Bihar* :

"I have discussed with headmasters the question whether the Cambridge examinations should give way to the Patna University Matriculation. We still have open minds on the subject. At present the balance of argument is in favour of retaining the Cambridge examinations. They form a series of examinations, of which the Junior examination marks the stage at which many pupils, especially girls, end their school life. On the whole the papers are more educationally sound, and the School Certificate is held in higher repute than the Indian matriculation. There is therefore no handicap. The Calcutta University allows the I. A. examination to be taken in one year by holders of the School Certificate in certain groups of subjects. The schools, however, at present allow their whole curriculum to be controlled by the examination, which leads to a far too purely literary schooling, especially in the case of girls. More emphasis should be laid on such subjects as needlework, hygiene and infant care. In boys' schools there should be a corresponding emphasis on subjects such as geometrical and mechanical drawing, woodwork and modelling."<sup>3</sup>

In the *Central Provinces*, the Cambridge examinations were substituted for the departmental examinations in 1928-29.

13. There is thus a balance of argument in favour of the Cambridge examinations so long as there is no co-ordinating authority in India capable of organising and conducting an all-India system of examinations, which would be suited to Indian requirements and also acceptable to authorities in the United Kingdom. It is difficult to believe, however, that examinations which are conducted, however efficiently, many thousand miles away can be really suitable to Indian conditions ; a greater degree of flexibility is required. Though, again, the passing of these examinations is of undoubted advantage to those who wish to continue their education in England, the poorer pupils are placed at a disadvantage. The vast bulk of the children will live their lives in India ; the scheme of education should not therefore be lacking in contact with Indian conditions.

The number of those who take the Intermediate examination and subsequently join a university or professional college is growing rapidly, especially in Bengal, the United Provinces and the Punjab. This is a move in the right direction.

<sup>1</sup> U. P., page 80.

<sup>2</sup> Punjab, page 108.

<sup>3</sup> B. & O., page 84.

14. Another question which has aroused controversy in the past is the admission of Indian pupils to European schools. The following Table shows the enrolment of non-European pupils in European schools. There has been a large increase in recent years, the number having advanced from 4,838 to 9,599 in the previous quinquennium and again to 13,055 during the quinquennium under review.

TABLE CXXIII.

*Enrolment of non-European pupils in European schools.*

| Province.  | (A)<br>Total No. of<br>pupils. | (B)<br>No. of non-<br>European pupils. | Percentage of<br>(B) to (A). |
|--|--------------------------------|--|------------------------------|
| Madras .. .. .                                   | 10,759                         | 1,602                                  | 14·9                         |
| Bombay .. .. .                                   | 5,456                          | 1,259                                  | 23·1                         |
| Bengal .. .. .                                   | 11,586                         | 2,323                                  | 20·1                         |
| United Provinces .. .. .                         | 6,564                          | 919                                    | 14·0                         |
| Punjab .. .. .                                   | 2,647                          | 357                                    | 12·5                         |
| Burma .. .. .                                    | 10,191                         | 4,292                                  | 42·1                         |
| Bihar and Orissa .. .. .                         | 1,624                          | 189                                    | 11·6                         |
| Central Provinces... .. .                        | 2,801                          | 873                                    | 31·2                         |
| Assam .. .. .                                    | 384                            | 57                                     | 14·8                         |
| North-West Frontier Province .. .. .             | 88                             | 49                                     | 55·6                         |
| British India (including minor administrations). | 57,948                         | 13,055                                 | 22·5                         |

It was suggested in the last Review that "the policy of admitting Indian pupils to European schools is sound, provided that the proportion does not exceed a definite limit, and that they are admitted on equal terms with others and at the same rate of fees. The proportion of Indians might vary as between boarding and day schools, and be higher in the latter type of school."

This policy is now generally accepted throughout India. The *United Provinces* came into line during the quinquennium :

"For a long time there has been increasing pressure for the extension of facilities for Indians in respect of their admission to European schools. Results are shown (a) in the raising of the maximum percentage from 15 to 25; (b) in the abolition of the higher rates of fees previously charged to non-Europeans with, however, the payment of attendance grants on their behalf; (c) in the introduction of rules which allow non-Europeans to enjoy the emoluments of scholarships awarded under the European Schools Code."

(iii) *The Education of Muslims.*

15. The Muslim population of British India is approximately 67 millions or 24·7 per cent. of the total population.

TABLE CXXIV.

*School enrolment of Muslims.*

| Year.                          | Number of Muslim pupils in all institutions. | Percentage.                            |                                     |                                |
|--------------------------------|--|--|-------------------------------------|--------------------------------|
|                                |  | Muslim population of total population. | Muslim pupils of Muslim population. | Muslim pupils of total pupils. |
| 1921-22 .. .. .                | 1,966,442                                    | 24·1                                   | 3·3                                 | 23·5                           |
| 1926-27 .. .. .                | 2,821,109                                    | 24·1                                   | 4·7                                 | 25·3                           |
| 1931-32 .. .. .                | 3,408,758                                    | 24·7                                   | 5·2                                 | 26·7                           |
| Increase between 1922 and 1927 | 854,667                                      | ..                                     | 1·4                                 | 1·8                            |
| Increase between 1927 and 1932 | 587,649                                      | 0·6                                    | 0·5                                 | 1·4                            |

These figures are generally satisfactory from the quantitative point of view. An increase of 854,667 Muslim pupils in the 1922-27 quinquennium coupled with one of 587,649 in the 1927-32 quinquennium, or an increase of 1,442,316 in a decade, indicates the rapidity with which the school enrolment of Muslims is increasing. Whereas in 1932 the Muslim population formed 24·7 per cent. of the total population in British India, Muslim pupils formed 26·7 per cent. of the total number of pupils enrolled from all communities.

The provincial figures are given below.

TABLE CXXV.

*Muslim pupils and population, with comparative percentages.*

| Province.  | 1927.                             |  |                                     |                                | 1932.                             |  |                                     |                                |
|--|-----------------------------------|--|-------------------------------------|--------------------------------|-----------------------------------|--|-------------------------------------|--------------------------------|
|  | Muslim pupils (all institutions). | Percentage.                            |                                     |                                | Muslim pupils (all institutions). | Percentage.                            |                                     |                                |
|  |                                   | Muslim population of total population. | Muslim pupils of Muslim population. | Muslim pupils of total pupils. |                                   | Muslim population of total population. | Muslim pupils of Muslim population. | Muslim pupils of total pupils. |
| Madras .. .. .                                   | 278,568                           | 6·7                                    | 9·8                                 | 11·0                           | 319,506                           | 7·1                                    | 9·7                                 | 10·9                           |
| Bombay .. .. .                                   | 209,913                           | 19·6                                   | 5·5                                 | 18·2                           | 259,003                           | 20·4                                   | 5·8                                 | 19·4                           |
| Bengal .. .. .                                   | 1,140,140                         | 54·0                                   | 4·5                                 | 48·7                           | 1,437,978                         | 54·9                                   | 5·2                                 | 51·7                           |
| United Provinces .. .. .                         | 244,697                           | 14·3                                   | 3·8                                 | 18·2                           | 282,782                           | 14·8                                   | 3·9                                 | 18·6                           |
| Punjab .. .. .                                   | 590,834                           | 55·3                                   | 5·2                                 | 50·0                           | 675,061                           | 56·5                                   | 5·1                                 | 50·6                           |
| Barma .. .. .                                    | 24,776                            | 3·8                                    | 5·0                                 | 3·8                            | 32,431                            | 4·0                                    | 5·5                                 | 4·5                            |
| Bihar and Orissa .. .. .                         | 144,911                           | 10·9                                   | 3·9                                 | 13·1                           | 148,141                           | 11·3                                   | 3·5                                 | 13·5                           |
| Central Provinces .. .. .                        | 37,920                            | 4·1                                    | 6·7                                 | 9·5                            | 49,249                            | 4·4                                    | 7·2                                 | 10·7                           |
| Aseam .. .. .                                    | 74,831                            | 29·0                                   | 3·4                                 | 25·9                           | 108,802                           | 32·0                                   | 3·9                                 | 29·2                           |
| British India (including minor administrations). | 2,821,109                         | 24·1                                   | 4·7                                 | 25·3                           | 3,408,758                         | 24·7                                   | 5·2                                 | 26·7                           |

The following Table gives the percentages for Muslim girls reading in recognised institutions :

TABLE CXXVI.

*Percentage of Muslim girl pupils in recognised institutions.*

| Province.  | Percentage of Muslim girl pupils to Muslim female population. |          | Percentage of all girl pupils to total female population. |          |
|--|---|----------|---|----------|
|  | 1926-27.  | 1931-32. | 1926-27   | 1931-32. |
| Madras .. .. .                                   | 3·8   | 4·8      | 2·5   | 3·1      |
| Bombay .. .. .                                   | 2·3   | 2·7      | 2·4   | 2·8      |
| Bengal .. .. .                                   | 1·8   | 2·3      | 1·8   | 2·3      |
| United Provinces .. .. .                         | 0·5   | 0·7      | 0·6   | 0·7      |
| Punjab .. .. .                                   | 0·5   | 0·7      | 0·8   | 1·3      |
| Burma .. .. .                                    | 3·1   | 3·4      | 2·6   | 2·9      |
| Bihar and Orissa .. .. .                         | 1·2   | 1·1      | 0·7   | 0·6      |
| Central Provinces .. .. .                        | 1·5   | 2·6      | 0·6   | 0·8      |
| Assam .. .. .                                    | 0·4   | 0·9      | 1·0   | 1·4      |
| British India (including minor administrations). | 1·4   | 1·8      | 1·5   | 1·8      |

16. A closer examination of these figures, however, will disclose disquieting features. The vast majority of Muslim boys do not proceed further than the primary stage. In 1932, Muslims formed 30·5 per cent. of the total in Class I; in Class II they formed only 25·3 per cent; in Class V only 19·4 per cent. In the middle stage there were only 165,144 pupils or 18·2 per cent. of the total; in the high stage only 47,031 or 15·0 per cent. of the total. In colleges and universities there were only 13,302 students or 13·6 per cent. of the total.

The position of Muslim girls is even more disturbing. In 1932, there were 647,713 Muslim girls at school and college, or 26·0 per cent. of the total. In Class I they formed 28·6 per cent of the total, but in Class V only 9·87 of the total. There were only 4,591 or 6·5 per cent. in the middle stage; and 594 or 4·1 per cent. in the high stage. There were only 127 Muslim girls in all colleges and universities.

The Census literacy figures are equally disquieting. In all communities the number of literates by no means reflects school attendance figures as large numbers of school children never attain literacy, but this disappointing tendency is more prevalent among Muslims than among most other communities. The Census Commissioner, Punjab, has suggested as a reason that Muslims are mainly agriculturists and therefore require the labour of their children at an early age before they have attained literacy. Conditions of life in the villages are also such that relapse into illiteracy is very frequent; nor do Muslims ordinarily pursue occupations in life such as would encourage them to attain literacy at a later age.

17. The main reason why Muslims in large numbers are unable to reach the higher school stage is loyalty to their traditional learning and religion. The Hartog Committee distinguished between 'separate' and 'special' institutions. The former type includes Islamia colleges which prepare for university examinations; Islamia secondary schools which prepare for Matriculation; Islamia primary schools, many of which are maintained by district authorities.

'Special' schools comprise an extensive net-work of Islamic maktabas, madrasahs and Koran schools, Mulla schools in Sind, culminating in higher institutions of oriental learning such as those at Deoband and Lucknow. Only an insignificant proportion of the pupils attending these schools make sufficient progress in their general studies to enable them to make headway at a later stage.

In some provinces very large numbers of Muslim pupils attend these 'special' schools. In *Bengal* the number of boys in maktabas increased from 448,968 to 614,717 and that of girls from 179,478 to 244,816. The enrolment of Mulla schools in *Sind* advanced from 24,022 to 31,896, an increase of 32·8 per cent. In the *United Provinces*, enrolment in recognised maktabas increased from 43,973 to 53,070; in *Bihar* from 86,384 to 87,347.

18. Provincial reports, however, are generally optimistic.

In *Madras*, literacy is more advanced among Muslim men and less advanced among Muslim women in comparison with other communities, but "the most depressing features of Muslim elementary schools continued to be the high wastage, the comparatively greater stagnation of pupils and the poor qualifications of teachers."<sup>1</sup>

In accordance with the recommendations of a committee appointed to consider the education of Mappillas, "the policy has been to develop Mappilla schools on lines most acceptable to the community".<sup>2</sup> Wastage in these 'segregate' schools is reported to be very high.

A satisfactory feature in *Bombay* is that "the percentage increase was larger in secondary schools and colleges than in primary schools, and the largest was in arts colleges."

The important event of the quinquennium was the opening of Ismail College, Andheri, in 1930, which owes its existence to the donation of Rs. 8 lakhs by Sir Mohammed Yusuf.

It has been suggested that "the necessity of learning two languages has tended to retard the progress of Muslim youths. Government, however, have been guided by the desire of the community, and the Department has loyally given effect to this desire even when it felt that the material advantages of Muhammadans would be better served in their competition with other communities by their accepting the local vernacular as their chief medium of instruction in schools."<sup>3</sup>

The *Bengal* report starts in a vein of pessimism:

"Wastage is much greater among Muhammadan pupils. In the infant class three children out of five are Muslims, but in Class IV only two out of five, in Class VII only one

<sup>1</sup> Madras, page 126.

<sup>2</sup> Madras, page 127.

<sup>3</sup> Bombay, page 198.

four, in Class XI only one in six. Of Muslim boys in the primary stage only one in twelve is in the upper primary class ; of the girls only one in 120. By the census of 1921, 9·5 per cent. of Muslim men were literate ; by the census of 1931 the percentage was still only 9·8. Among Muslim women, however, the increase has been more rapid, from 0·5 to 1·5 per cent. By far the greater number of Muslim pupils never get beyond the lowest class.<sup>1</sup>

The report goes on to show, however, that there has been progress. In the previous quinquennium the number of Muslim pupils in the middle and high stages was relatively declining, but this retrogression has been arrested. Pupils in the high stage increased by nearly 50 per cent., and those in the middle stage by over 63 per cent. The percentage of Muslims to all pupils in the high stage has risen from 15·5 to 18·7 and in the middle stage from 19·3 to 24·7. The number in the upper primary classes has nearly doubled. The number of students in colleges has fallen, but this is true of all communities and has been the result of economic depression.

The progress of Muslims is retarded by "general apathy to that culture which a liberal education such as is imparted in ordinary schools gives ; to the scarcity of Muslim-managed high schools ; to inadequate facilities near the centres of Muslim population ; to poverty of the mass of Muslims ; to preference shown for special institutions, *maktabs* and *madrasahs*, which combine secular education with the teaching of Islamic ritual and religion."<sup>1</sup>

In the *Punjab*, practically all Muslim pupils attend the ordinary primary schools, while in the secondary stage they attend either the ordinary institutions or *Islamia* secondary schools which prepare for Matriculation. Progress has been very rapid, the enrolment of Muslims having advanced from 278,340 in 1922 to 590,834 in 1927 and again to 675,061 in 1932.

In *Bihar*, "in all stages of instruction taken together Muslims remain ahead of the general level of the province ; it is remarkable that during the five years the number of Muslim pupils should have risen while that of others has fallen... Muslims are making steady progress in secondary schools, being well ahead of the average in the high school stage. Improvement in the middle stage is partly due to increased facilities for teaching through the medium of Urdu."<sup>2</sup>

19. On the whole, the prospects are promising. In many provinces Muslim pupils in larger numbers are tending to reach the higher classes, but the obstacles in the way are still considerable, especially in provinces in which the vernacular system of education has been allowed to fall into decay. For the most part Muslims are agriculturists and live in rural areas. A system of education, therefore, which leads their children into the towns to schools preparing for Matriculation is unsuitable. But the greatest handicap to progress in the higher ranges of education is that children in largely increasing numbers attend segregate schools. The Hartog Committee recorded the opinion that these institutions have "undoubtedly brought Muslim pupils under instruction more extensively and more quickly than would have been the case had the only facilities been those afforded by the undenominational and publicly

<sup>1</sup> Bengal, page 79.

<sup>2</sup> B. & O., pages 86-87.



managed schools. But these institutions have done but little to raise the general standard of education among Muslims to that of other communities. A continuance of these institutions on a large scale will be prejudicial both to the interests of Muslims themselves and to the public interest."<sup>1</sup>

In order to encourage more Muslims into the ordinary schools, the Committee suggested that efforts should be made to provide opportunities for religious instruction, to employ a larger number of Muslim teachers and to reserve a certain number of places for Muslim pupils. Though these suggestions bristle with difficulties, little seems to have been done in these directions. So long as segregate 'special' schools continue in such large numbers, the progress of Muslims must continue to be seriously retarded.

(iv) *Education of the Depressed Classes.*

20. The following Table gives the number of pupils from among the depressed classes which were at school at the beginning and end of the quinquennium. The largely increased enrolment gives cause for optimism.

The Table does not include figures for Burma and Assam. There are no depressed classes in Burma; in Assam, owing to the large aboriginal population, it is not easy to classify depressed classes separately.<sup>2</sup>

TABLE CXXVII.

*Enrolment of depressed class pupils in all institutions.*

| Province.                 | 1927.          | 1932.            | Increase (+) or decrease (-). |
|---------------------------|----------------|------------------|-------------------------------|
| Madras .. .. .            | 228,511        | 338,578          | +110,067                      |
| Bombay .. .. .            | (a)60,260      | 69,186           | +8,926                        |
| Bengal .. .. .            | 344,179        | 440,054          | +95,875                       |
| United Provinces .. .. .  | 94,669         | 125,965          | +31,296                       |
| Punjab .. .. .            | 19,502         | 34,664           | +15,162                       |
| Bihar and Orissa .. .. .  | 25,006         | 24,971           | -35                           |
| Central Provinces .. .. . | 34,531         | 47,501           | +12,970                       |
| <b>Total .. .. .</b>      | <b>806,658</b> | <b>1,080,619</b> | <b>+274,261</b>               |

(a) For Bombay Presidency proper. (Figures for Sind not available.)

<sup>1</sup> Hartog Report, page 199.

<sup>2</sup>The Census of 1931 estimated the number of depressed classes in Assam to be 1,829,009 (Census of India, 1931, Volume I, Part I, page 474).

### The Hartog Committee observed that

“Two policies have been suggested for meeting the educational needs of the depressed classes. In the view of some, their interests can best be safeguarded by a policy extending the system of segregate schools and by providing separate supervising staffs for these schools. The other policy is to admit the children of depressed classes on equal terms into the ordinary schools. . . . The latter policy is the right one. The system of segregate schools tends necessarily to emphasise rather than to reduce the differences between the depressed classes and the other Hindu castes.”<sup>1</sup>

Considerable success has been achieved in encouraging these people to send their children to the ordinary schools. Indeed, the improved position of depressed classes in the ordinary schools is one of the most pleasing features of the quinquennium.

The policy in *Madras* has been “to get the pupils of these communities admitted into existing elementary schools. In places where depressed class pupils are denied admission or have no access to existing schools and in those places where there are no educational facilities separate schools are started<sup>2</sup>. . . . Deserving students of these classes have been helped by the grant of scholarships, boarding grants and stipends.”<sup>3</sup>

In *Bombay*, a committee which had been appointed to enquire into the condition of the depressed classes made the following recommendations in 1930 :

- “(a) Reaffirmation of the Government policy that there should be equality of treatment for all classes of children in publicly managed institutions ;
- (b) Encouragement of common schools as opposed to segregate schools for depressed classes ;
- (c) More frequent interchange of teachers in common and separate schools ;
- (d) Abandonment of the titles ‘depressed classes’ and ‘low caste schools’ ;
- (e) Institution of additional scholarships and relaxation of age-limits in certain conditions ;
- (f) Increasing the number of teachers belonging to backward classes in primary schools.”<sup>4</sup>

These recommendations have been accepted by Government. Opinions vary as to the degree of success in which they have been carried out. One inspector states that “the alleged obstacle of religious bigotry has been practically removed” ; another that “no caste distinction in the matter of admissions has been observed” . A third, however, states that “efforts to remove disabilities are meeting with some success and old prejudices are rapidly dying out in large towns, but very slowly in villages. . . . Steps are taken to carry out the orders of Government, but there are occasions when to do so would only result in depriving the depressed classes of education altogether. A change in the attitude of the people to this matter can only come slowly and from within.”<sup>5</sup>

In *Bengal* “very considerable progress has been made, but it has not been so startlingly rapid as in the previous quinquennium. The increase in the

<sup>1</sup> Hartog Report, pages 225-226.

<sup>2</sup> Madras, page 131.

<sup>3</sup> Madras, page 133.

<sup>4</sup> Bombay, page 219.

<sup>5</sup> Bombay, page 220.

number of girls at school is particularly satisfactory. Education is spreading faster among the backward than among other classes."<sup>1</sup>

The report of the *United Provinces* is very cheering, as 84 per cent. of the depressed class children at school are in board schools as compared with 75 per cent. at the beginning of the quinquennium. An inspector has stated that "the practice of boys of the depressed classes sitting outside the class room or in a separate corner has disappeared."<sup>2</sup>

The position has also been much improved in the *Punjab*: "In the quinquennium of 1922—27 the number of boys rose from 1,182 to 19,502, of which 15,308 attended ordinary schools. In this quinquennium the number has further increased by 13,693 to 33,196. The award of scholarships and other concessions has been much appreciated. As many as forty students from these classes are being trained in the Government Normal School, Jullundur, alone."<sup>3</sup>

The enrolment figures in *Bihar* have remained practically stationary, but depressed class pupils "are now found in larger numbers in ordinary schools in which teaching is more efficient than in the special schools reserved for them. Caste prejudices among the higher class Hindus in rural areas are not as strong as before. I have seen untouchable pupils sitting with pupils of higher castes in class-rooms in almost all schools visited by me in 1931-32."<sup>4</sup>

"In *Assam*, again, no school is closed to the children of these classes; wherever there is a demand Government provides hostel accommodation for their residence."<sup>5</sup>

In the *Central Provinces*, "it has been the policy of Government to discourage the opening of schools specially meant for children of depressed classes and to encourage enrolment in ordinary schools."<sup>6</sup> The prejudice against the depressed classes has largely disappeared.

#### (v) *Education of Aboriginal and Hill Tribes.*

21. This section deals with a variety of aboriginal and hill tribes, for whom special educational provision is made.

In *Madras*, the number of schools for the Badagas, Kotas, Irulas, Panians, Kurumbas and Todas in the Nilgiris increased from 68 in 1926-27 to 75 in 1931-32, while their strength rose from 3,678 to 3,800. The Badagas are educationally the most advanced among the hill tribes owing to their homes being less scattered than the others.

There has been an appreciable increase in the number of schools intended for Tondas Lambadis, Yenadis, Chenchus and the itinerant tribe of Sugali.

<sup>1</sup> Bengal, page 97.

<sup>2</sup> U. P., page 85.

<sup>3</sup> Punjab, page 116.

<sup>4</sup> B. & O., page 93.

<sup>5</sup> Assam, page 196.

<sup>6</sup> C. P., page 100.

There were 350 institutions for aboriginal and hill tribes in the Agency Tracts with 9,789 pupils as against 301 schools and 8,517 pupils in the beginning of the quinquennium. The more important of these tribes are Savaras, Jatapus, Valmiki, Khondadoras, Koyas, Khondareddis, etc. The number of girls reading in elementary schools in the Agency was 611.

Altogether, there were 21,546 pupils belonging to the aboriginal and hill tribes under instruction throughout the Presidency.

Bhils are the most numerous of these tribes in *Bombay*, other important tribes being Varlis, Dhodias and Mahadev Kolis. The total number of pupils increased from 20,847 to 24,006. Of these, 17 were in colleges, 90 in secondary schools, 23,180 in primary schools, 15 in training institutions and 704 in other special schools. The policy of Government has been "to collect boys of these communities in central schools and to teach them in Standards V, VI & VII and prepare them for the Vernacular Final examination. These then serve as teachers in the jungle and hill villages inhabited by the community, where teachers of other communities are loath to go."<sup>1</sup>

Of aboriginal tribes in *Bengal*, Santals are the most important. In 1931-32, there were altogether 334 schools exclusively intended for them. The number of Santal pupils increased from 9,527 in 1926-27 to 12,477 in 1931-32.

In Chittagong Hill Tracts, there were 158 recognised schools for the education of aboriginal and hill tribes. The total number of pupils was 3,250.

The population of aboriginal tribes in *Bihar* is approximately 4·30 millions, of whom 2·616 millions are located in Chota Nagpur, 1·117 millions in Bhagalpur and 0·295 million in Orissa divisions. The total number of pupils of these tribes attending school has remained almost stationary, being 79,488 as against 79,689 in the previous quinquennium. Of the four Government elementary training schools for aborigines, three were closed during the last year of the quinquennium, it being found that the school at Taljhari could supply sufficient trained teachers to fill vacancies in the staffs. There are two aided training schools and four aided training classes for aboriginal men and women respectively. Aboriginal pupils are admitted on a specially low scale of fees to all Government schools; two senior and seven junior scholarships and ten special free studentships in colleges are reserved for them. The expenditure earmarked for aborigines amounted to Rs. 54,710 in 1931-32 as against Rs. 53,973 in 1926-27.

Four out of twelve districts in *Assam* are inhabited by hill tribes. The number of pupils receiving secondary education increased from 2,569 in 1926-27 to 4,431 in 1931-32, while the number of primary school pupils increased from 17,629 to 20,876.

The total number of institutions in Garo Hills increased from 164 in 1926-27 to 201 in 1931-32, while the enrolment rose from 5,045 to 5,684. The number of middle English schools remained stationary at seven, while primary schools increased from 156 to 193.

<sup>1</sup> *Bombay*, page 223.

Other hill districts are the North Cachar Hills and the Manipur State. Proposals for the improvement of education in the North Cachar Hills have been under consideration, but have been held in abeyance pending the decision as to the future method of administering the hill tracts.

There are several difficulties in securing the progress of education in these hill districts of Assam. The inspecting staff is inadequate; and difficulty of communication and absence of post offices in most villages render the task of inspectors very difficult. Language problems present further obstacles. Many Khasi parents desire their children to learn Bengali in addition to the Khasi vernacular, as this is indispensable for their trade and other business transactions with the peoples of the plains. In the Naga Hills, Assamese is taught as a second language even at the primary stage and has to be taken for the Middle English and High School examinations. In consequence, Naga pupils are handicapped in their higher education.

(vi) *Education of Criminal Tribes.*

22. In *Madras*, there are settlements for criminal tribes at five places. Each settlement has a school, at which attendance is compulsory. In 1931-32, 1,146 pupils (of whom 499 were girls) were under instruction. The industrial schools for girls at Nellore and that for boys in Perambur have been closed. Reclamation work on behalf of Kallars, including provision of facilities for the education of their children, was continued in Madura, Ramnad and Tanjore districts. In 1931-32, the number of schools for Kallars was 333 with a strength of 16,331. Boarding homes for Kallar pupils are maintained, while 783 scholarships and fee remissions are granted to pupils reading in ordinary schools. A scheme for the reclamation of Koravas, a criminal tribe in the Salem district, was introduced during the quinquennium.

In *Bombay*, schools in criminal tribes settlements are under the control of the "Backward Class Officer", who was formerly designated "Criminal Tribes Settlement Officer". Education in settlements is compulsory; boys and girls are required to attend school up to the age of thirteen and, in the case of half-timers in the mills, up to the age of fifteen. There were 1,976 pupils in day schools and 298 in night schools in these settlements out of a population of 7,786. Manual training is a special feature of settlement schools, and trades such as carpentry, tailoring, weaving, smithing, shoe-making and agriculture are taught. There has been marked advance in literacy among these tribes, and children of both sexes are encouraged to pass on to the higher stages. The Special Officer has remarked that "the day may not be too far distant when settler boys and girls will compete along with candidates from other castes for recruitment to the higher posts in Government service."<sup>1</sup>

Owing to their nomadic and unsettled mode of life, the criminal tribes of *Bengal* are not easily susceptible to the influence of education. There is an industrial settlement for one of the tribes—the Karwal Nats—in Rangpur district; its management has been placed in the hands of the Salvation Army, and various industries such as weaving and carpet making are taught.

In the *United Provinces*, four schools are maintained by the Salvation Army in its settlements for criminal tribes. Of these, two are located in Moradabad district for the benefit of Haburas, one at Gorakhpur for Doms, and one in

<sup>1</sup>Bombay. page 226.

Kheri district. The total number of pupils was 325 as against 260 in the previous quinquennium. There is also a district board school at Sigra in Muzaffarnagar for Bawaryas.

The total number of schools for boys and girls of criminal tribes in the Punjab rose from 44 in 1927 to 59 in 1932, and the enrolment from 1,597 to 2,391. In addition, the number of pupils attending village schools rose from 3,650 to 6,304. The total number of pupils now forms 5·8 per cent. of the population which, when compared with the general average for the Punjab (5·6 per cent.), is satisfactory. An anglo-vernacular middle school at Kacha Khuh is maintained by members of the criminal tribes with Government aid ; it included on its rolls 56 boys of zemindars of the locality in addition to their own pupils.

Many provincial reports refer to the admirable influence exercised by Boy Scout and Girl Guide troops which are maintained in settlements.

## CHAPTER X.

## MISCELLANEOUS.

(i) *Education in the Army.*

The aims and organisation of education in the Army have been described in previous Reviews ; these in essentials have remained the same, but there have been developments and improvements during the last five years.

2. In 1931, a new edition of " Educational Training ", based very largely on the experience of the work done in the British Army during the last ten years, was published. Education in the Army in India to-day is based on this manual.

In *British* units steady work is now carried out on an organised and progressive system. Instruction for the more elementary certificates is mainly conducted by regimental instructors, who have qualified as such in the Army Schools of Education at Shorncliffe or Belgaum : that for the First Class and Special Certificates is given by members of the Army Educational Corps, the examinations being regulated centrally by the War Office in London.

TABLE CXXVIII.

*Percentage of British troops holding educational certificates.*

| Year.        | Spe cial. | 1st Class. | 2nd Class. | 3rd Class. | Nil. |
|--------------|-----------|------------|------------|------------|------|
| 1930 .. .. . | ·15       | 5·4        | 55·3       | 35·2       | 3·7  |
| 1931 .. .. . | ·25       | 7·0        | 55·5       | 33·3       | 2·7  |
| 1932 .. .. . | ·26       | 8·57       | 56·22      | 30·08      | 2·7  |

Advantage of sitting for external examinations of London University, the Royal Society of Arts, etc., is also taken by a number of soldiers serving in India.

3. An annual average of 1,100 British soldiers in the last nine months of their service are now trained in various trades in India, a proportion of whom find suitable employment in this country.

In addition, 500 men are permitted annually to attend vocational training centres in the United Kingdom. These men remain on the Indian establishment until they have completed their course, when they are discharged or transferred to the reserve in the United Kingdom.

The War Office have recently introduced a scheme whereby all soldiers are compulsorily registered at Employment Exchanges before leaving the Colours. It is hoped thereby to simplify the method of registration and to provide regiments and corps and their associations with statistics (and names, if required) of those who have found employment. Full particulars are given in the pamphlet "*Civil Employment for Ex-Regular Soldiers*".

4. The Army has striven to improve facilities for the education of children of British soldiers serving in India. The difficulties in obtaining adequate and suitable school accommodation both in the plains and the hills and the inconvenience caused by frequent moves are great. Nevertheless, new schools have been built or old buildings reconditioned; improved quarters for school-mistresses have been made available; schools are now more adequate, suitable, and better organised than in the past.

The experiment of employing the temporary services of a few London County Council school-mistresses has not always proved a success. Schools, however, are now staffed with competent Army school-mistresses; and in a few of the bigger military stations large amalgamated schools (for infants as well as for older children) have been formed and placed under the charge of fully-qualified warrant officer instructors of the Army Educational Corps. Moreover, in all stations warrant officer and sergeant instructors of this Corps assist in the local Army children's schools for at least two hours a day. A few appointments for short service Army school-mistresses recruited in India have also been made.

5. The position of the *Lawrence Schools* is as stated in the previous Review, with the exception that

- (a) The Sanawar School now caters for 530 children;
- (b) The staff and pupils of this School are eligible to take the examinations of London University; and
- (c) The grant from Army funds to the Ghora Gali School has been discontinued.

6. In 1932, a new edition of "*Educational Training, Indian Army*" was published. The general principles of education, its organisation and syllabuses have been brought up-to-date and modifications in matters of detail have been made.

The responsibility for the educational training of the *Indian* soldier rests with the commanding officer of each unit; all instruction is carried out by unit instructors (trained at the Army School of Education, Belgaum), except in the case of work for the Special Certificate of Education and the First Class English Certificate, for which station classes are often arranged and are usually undertaken by personnel of the Army Educational Corps.

The general purpose of this branch of training is to assist in producing a disciplined soldier who can think and act on his own initiative. The syllabuses are largely connected with matters and problems of military life and represent a blend of general, semi-military and military subjects such as mathematics, geography (chiefly Imperial), Indian history, Urdu and English, regimental history, map reading, reconnaissance citizenship and Empire study.



7. The standard of work has advanced in a marked degree. This is due, first, to the keenness of the Indian soldier ; he is wholeheartedly anxious to learn and thereby to better his prospects. Moreover, the possibility of gaining admission to the Indian Military Academy and of thereby gaining a King's Commission has stimulated still further the demand for higher education in the Indian Army.

A knowledge of English has become increasingly important. A beginning has been made to spread a wider knowledge of English amongst the Indian other ranks. There are certain factors which tend to render this new task less difficult than might have been expected. An increasing number of recruits already possess at least a rudimentary knowledge of English ; boys from the King George's Royal Indian Military Schools have also learnt English for several years before joining the service ; and a number of men of good education with a more advanced knowledge of English are enlisting in the hopes of gaining a King's Commission.

8. The following Table indicates the great progress which has been made in educational training :

TABLE CXXIX.

*Percentage of Indian troops holding educational certificates.*

| Year.          | Special. | 1st Class. | 2nd Class. | 3rd Class. | Uncertificated (including those who have passed recruits test). |
|----------------|----------|------------|------------|------------|---|
| 1930 . . . . . | ·06      | 3·1        | 16·0       | 24·3       | 56·2  |
| 1931 .. .. .   | ·06      | 3·4        | 16·7       | 23·6       | 56·3  |
| 1932 .. .. .   | ·1       | 5·03       | 15·8       | 25·8       | 53·0  |

9. *The School of Education, Belgaum*, was re-organised in 1932 ; its curriculum has been altered, and educational courses for British officers have been abandoned. Its main purpose, however, remains the same ; to train non-commissioned officers (British and Indian) in the practice of teaching.

Much research and experiment in the teaching of English to the Indian soldier have also been carried out. Satisfactory results are now being

obtained and many Indian non-commissioned officers, who arrive with no knowledge of English, return to their units with a very fair working knowledge of the language.

10. *The King George's Schools at Jhelum and Jallundur* were instituted some eight years ago. They are admirably laid out and equipped, and well-designed for their purpose.

English is taught throughout the course; games, physical and elementary military training are special features; as a result, the Indian Army is receiving into its ranks a steady flow of good recruits. The third of these schools was opened at Ajmer in November, 1930, and will reach its full strength of 210 boys in September, 1934. The intention of establishing four more of these schools has been abandoned owing to the financial situation. In order to improve the standard of instruction in English, a British warrant officer of the Army Educational Corps has been added to the establishment of each School. With this facility it is hoped that the Schools will provide a quota of Indian Army cadets for the Indian Military Academy. One of the boys has already been admitted to the Academy.

11. The course for improving the standard of troop and platoon commanders in *Kitchener College* was initiated in 1929, but it has since been decided that, as it provided only for general subjects, it should be discontinued. In its place, an advanced educational course was instituted in 1932, the object being to provide facilities for sixty soldiers of the Indian Army in each year to prepare themselves for the Indian Army Special Certificate of Education, which is one of the qualifications necessary for nomination to an Indian Army cadetship at the Indian Military Academy.

12. Consequent to the institution of the Indian Military Academy, Dehra Dun, the Royal Military Academy, Woolwich, and the Royal Military College, Sandhurst, have been closed to Indian and Anglo-Indian boys.

*The Prince of Wales' Royal Indian Military College, Dehra Dun*, now trains boys for the Indian Military Academy, from which commissions in the Indian land forces are obtained; for the Royal Air Force College, Cranwell, from which commissions in the Indian Air Force are obtained; and for the Royal Indian Marine. The education is as stated in the previous Review; and the Diploma examination remains in force. The establishment of the College has been further increased to 130 cadets, which number will be reached in August, 1933.

#### (ii) *Reformatories.*

13. The Table below shows that there has been an increase of three in the number of reformatories (two in Madras and one in Bengal), and of 563 in the number of inmates. The total expenditure has increased by Rs. 30,932, but the average cost per boy has decreased in all provinces except in the United Provinces and Bihar.

## TABLE CXXX.

*Strength and expenditure of Reformatories.*

| Province.           | 1926-27.                                |              |              |                       | 1931-32.  |                 |              |                       |
|---------------------|---|--------------|--------------|-----------------------|---|-----------------|--------------|-----------------------|
|                     | Number of schools (places).             | No. of boys. | Expenditure. | Average cost per boy. | Number of schools (places).                           | Number of boys. | Expenditure. | Average cost per boy. |
|                     |   |              | Rs.          | Rs.                   |   |                 | Rs.          | Rs.                   |
| Madras .. ..        | 2<br>(Chinglepet.<br>Ranipet.)          | 363          | 56,524       | 155.7                 | 4<br>(Chinglepet<br>Ranipet,<br>Alipuram,<br>Madras.) | 593             | 72,610       | 122.4                 |
| Bombay .. ..        | 3<br>(Yeravda,<br>Matunga,<br>Bynulla.) | 585          | 1,53,142     | 261.8                 | 3<br>(Yeravda,<br>Matunga,<br>Bynulla.)               | 620             | 1,45,184     | 234.2                 |
| Bengal .. ..        | 1<br>(Calcutta.)                        | 51           | 8,436        | 165.4                 | 2<br>(Calcutta,<br>Bankura.)                          | 492             | 72,766       | 147.0                 |
| United Provinces .. | 1<br>(Chunar.)                          | 151          | 56,282       | 372.7                 | 1<br>(Chunar.)  | 135             | 52,941       | 392.2                 |
| Punjab .. ..        | 1<br>(Delhi.)                           | 119          | 42,929       | 360.7                 | 1<br>(Delhi.)   | 127             | 43,475       | 342.3                 |
| Burma .. ..         | 1<br>(Insein.)                          | 108          | 40,855       | 378.3                 | 1<br>(Thayetmyo.)                                     | 99              | 22,406       | 226.6                 |
| Bihar and Orissa .. | 1<br>(Hazaribagh.)                      | 354          | 1,20,324     | 339.9                 | 1<br>(Hazaribagh.)                                    | 228             | 1,00,042     | 436.6                 |
| Total .. ..         | 10                                      | 1,731        | 4,78,492     | 276.4                 | 13  | 2,294           | 5,09,424     | 322.1                 |

14. Of the four reformatories and certified schools in *Madras*, three are managed by Government and the fourth is an aided institution. The junior certified school, *Rajahmundry*, has been transferred to *Alipuram* in *Bellary* district.

There are three reformatory institutions in *Bombay*; one at *Yeravda* is managed by Government and the other two are aided institutions. Government have undertaken to make good any reasonable deficit in the *David Sassoon Industrial and Reformatory Institute* at *Matunga*, near *Bombay*, provided that no new expenditure is incurred without previous sanction. The *Willingdon Boys' Home*, *Bombay*, is maintained by the *Salvation Army* and receives grant-in-aid from Government.

The control of the *Reformatory and Industrial School*, *Alipore*, in *Bengal*, has been transferred from the *Jail* to the *Education Department*; the *Director of Public Instruction* has been appointed chief inspector.

The Reformatory School in the *United Provinces* is located at Chunar, while the school in Delhi is managed by the *Punjab* Government. In 1931, the reformatory at Insein in *Burma* was closed and the pupils were transferred to the Borstal Institute at Thayetmyo. In *Bihar*, the number of inmates at the Hazaribagh Reformatory School has been reduced, as juvenile offenders are no longer sent to that institution from Calcutta and Howrah.

15. General improvement in the training has been reported from these institutions. In addition to teaching in general subjects the boys are given training in a number of crafts. Attention is also paid to games and healthy exercise ; boy scout troops are maintained in many institutions. Every endeavour is made to create in the boys a spirit of self-respect and to encourage a feeling that they are in a school, not in a penitentiary.

16. There has been a certain amount of legislation in regard to these institutions.

The *Bombay Children Act*, which was passed in 1924, came into operation in May, 1927, its main object being to wean juvenile delinquents from evil tendencies and to preserve them from corrupt habits. Since the Act came into force, eleven industrial and educational institutions for boys (including the three reformatory schools) have been certified for this purpose ; and the upper age-limit of admission has been raised from fifteen to sixteen years.

The *Bombay Borstal Schools Act of 1929* came into operation on April 1, 1931. It provides for the establishment of Borstal schools, which admit boys from 16 to 21 years of age and may retain them at school up to a maximum age of 23.

Although these Acts apply equally to girls as to boys, difficulty has been experienced in devising arrangements for dealing with girls. In 1929, Government directed that girls below sixteen years of age awaiting trial and sentenced to imprisonment should be detained in any one of the eight institutions certified for the purpose. Government pay to these institutions a grant of Rs. 15 per mensem for each juvenile female convict sent to them.

17. Attention is paid to the after-careers of boys discharged from reformatories.

In 1931-32, out of 225 boys discharged from the three reformatory schools in *Bombay*, seventy have been reported as being in employment and only three have been re-convicted. Similarly, out of the 180 boys discharged from the Chunar School in the *United Provinces*, 112 obtained employment and only six have been re-convicted.

Many associations are dealing with this difficult problem, such as the Borstal Schools Association in *Bombay* and the After-Care Association in *Bengal*. The Children's Aid Society, *Bombay*, has continued to do valuable work.

### (iii) Education of defectives.

18. According to the census of 1931, there were at least 108,434 defective children (blind and deaf-mutes) in India, between the ages of five and fifteen. Provision for their education and training continues to be inadequate, but full use is not even made of existing institutions.

TABLE CXXXI.

*Schools for defectives.*

| Province.               | Schools for deaf-mutes. | Schools for the blind. | Total. | Number of pupils. |        |        |
|-------------------------|-------------------------|------------------------|--------|-------------------|--------|--------|
|                         |                         |                        |        | Deaf-mutes.       | Blind. | Total. |
| Madras .. ..            | 4                       | 4                      | 8      | 258               | 156    | 414    |
| Bombay .. ..            | 4                       | 3                      | 7      | 151               | 127    | 278    |
| Bengal .. ..            | 6                       | 1                      | 7*     | 268               | 78     | 346    |
| United Provinces .. ..  | ..                      | 2                      | 2†     | ..                | 66     | 66     |
| Punjab .. ..            | ..                      | 1                      | 1†     | ..                | 28     | 28     |
| Burma .. ..             | 1                       | 2                      | 3      | 27                | 42     | 69     |
| Bihar and Orissa .. ..  | ..                      | 2                      | 2      | ..                | 92     | 92     |
| Central Provinces .. .. | 1                       | 1                      | 2      | 20                | 18     | 38     |
| India .. ..             | 16                      | 16                     | 32     | 724               | 607    | 1,331  |

\* There is also one unaided school for defectives in Bengal, with 22 pupils.

† Apart from these two schools, the Lal Singh Man Singh Industrial School, Mainpuri, has a class for the blind.

.. † There is also one aided school for defectives, with 33 pupils, the classification of which is not known.

19. In *Madras*, the number of schools for deaf-mutes has increased from three to four in consequence of the school opened by the Municipal Council at Coimbatore. The number of schools for the blind is still four, the institution of the Victory Memorial School at Poonamallee being counterbalanced by the closing of the school in Madras. The enrolment of these schools of both types has increased from 254 to 414. There is also a Leper School at Bapatla with an enrolment of 14.

There has been little progress in *Bombay*, the enrolment in these two types of school having risen only from 248 to 278. "There are no arrangements on scientific lines for the training of teachers in these schools, some of whom, however, have acquired by practice and experience some skill in handling defective children".<sup>1</sup> The Blind Relief Association has striven to preserve the blind from drifting into beggary by providing remunerative work for the inmates of the Home, which was instituted in 1927.

The Deaf and Dumb School, Calcutta, and the School for the Blind at Behala in the 24-Parganas are the more important of these schools in *Bengal*. The enrolment of the former institution rose from 109 to 199 during the quinquennium. Attached to it is a Teachers' Training Department, which has supplied teachers to deaf and dumb schools in various parts of the country.

Little is done in these directions in the *United Provinces*, but the Ahmadiya School for the Blind, Aligarh, is maintained by the widow of the late Sahibzada Aftab Ahmad Khan in memory of her husband.

In the *Punjab*, the School for the Blind, Lahore, has an enrolment of 28 as against 25 in 1927.

<sup>1</sup> Bombay, page 241.

In *Bihar*, there are two schools for the blind, one at Ranchi and the other at Patna. The former school is maintained by the S. P. G., but its enrolment was only 67 as against 60 five years ago. The latter school had an enrolment of 25 as against ten in 1927. Good buildings have been constructed. "One of the teachers, himself blind, passed the Intermediate examination in 1931 and is now reading for the B.A. degree. The problem of the after-careers of the pupils is causing anxiety to the managing committee, who find that boys once admitted to the school do not want to leave it."<sup>1</sup>

The training of defectives is thus fraught with difficulty. In view of the large numbers of these children, there is need of rapid expansion; in view of the insignificant enrolment, it is doubtful whether even the limited number of institutions is justified.

(iv) *The education of adults.*

20. There is no sphere of education in India which needs more attention than the education of adults. The conditions of village life being what they are, relapse into illiteracy is widespread. It is by no means uncommon to find only an insignificant number of literates in a village, although it has had a school for many years. A means of counteracting this serious defect is the provision of schools and libraries for adults. It is disappointing that the efforts which have been made in these directions have met with only qualified success.

TABLE CXXXII.

*Schools and classes for adults by provinces in 1931-32.*

| Province.                            | Males.        |                | Females.      |            |
|--------------------------------------|---------------|----------------|---------------|------------|
|                                      | Institutions. | Pupils.        | Institutions. | Pupils.    |
| Madras .. .. .                       | 3,322*        | 98,761*        | ..            | ..         |
| Bombay .. .. .                       | 182           | 6,811          | 12            | 594        |
| Bengal.. .. .                        | 1,989         | 26,804         | ..            | ..         |
| United Provinces .. .. .             | 230           | 6,045          | 3             | 69         |
| Punjab .. .. .                       | 584           | 12,779         | 1             | 21         |
| Burma.. .. .                         | 21            | 1,886          | 1             | 17         |
| Bihar and Orissa .. .. .             | 2             | 97             | ..            | ..         |
| Central Provinces .. .. .            | 41            | 1,410          | 3             | 234        |
| Assam .. .. .                        | ..            | ..             | ..            | ..         |
| North-West Frontier Province .. .. . | ..            | ..             | ..            | ..         |
| Delhi .. .. .                        | 2             | 75             | ..            | ..         |
| Ajmer-Merwara .. .. .                | 9             | 182            | ..            | ..         |
| <b>Total .. .. .</b>                 | <b>5,482</b>  | <b>154,850</b> | <b>20</b>     | <b>935</b> |

\* This includes 3,304 night schools with an enrolment of 97,965. †

21. In the previous quinquennium, rapid quantitative progress was made in *Madras* and the *Punjab*; in the quinquennium under review there has been

an equally rapid decrease both in the number of schools and in enrolment in both these provinces.

In *Madras*, the number of schools decreased from 5,632 to 3,322, and enrolment from 151,691 to 98,761. This decrease is due largely "to the policy recently initiated of eliminating ill-working night schools and of encouraging only the well-established ones."<sup>1</sup>

A similar policy of concentration has been attempted in the *Punjab*, where the number of schools has been reduced from 3,786 to 585, while the enrolment has fallen from 98,467 to 12,800: "It has been felt that much cutting away of dead wood was necessary. The need for adult education still exists, but with the closing down of unsuccessful schools the remaining schools should be able to do better work as a result of more frequent inspection."<sup>2</sup>

A pleasing feature of the system is that much attention is paid to training teachers to take an intelligent part in the teaching of adults :

"The pupil teachers of the Government High School, Multan (which also maintains classes for training vernacular teachers) have been maintaining no less than six adult classes, which had a roll of 127 with an average attendance of 100 per cent. in 1931-32, and which imparted instruction to constables, coolies, menials and members of depressed classes."<sup>3</sup>

22. There has also been a decline in *Bombay*, where the number of schools has been reduced from 202 to 194, while the enrolment has increased from 7,178 to 7,405. The Kalipraj schools in the northern division have had to be closed through lack of support :

"Indigenous night schools were attended in the beginning by adults as well as by grown-up boys and young children, who could not afford to attend day schools. Great enthusiasm was shown at first, but gradually began to wane. There are now only a few night schools in the district, which are not attended by adults but by young children of school-going age."<sup>4</sup>

Laudable work is being done by a number of societies. The activities of the Social Service League in *Bombay* are directed towards the removal of illiteracy among mill-hands; those of the Seva Sadan are mainly towards the social and educational uplift of Indian women.

In *Bengal*, the number of schools for adults has dropped from 1,515 to 1,089, and enrolment from 31,000 to 26,804 :

"There is scarcely any organised attempt to provide 'after-care' on a large scale. Once a child leaves school, there is little opportunity or encouragement for him to continue or even to retain his education. The school fights a forlorn battle, with antiquated weapons, against an enveloping host of enemies. The fact that the school subjects and methods of teaching are not related to the actual environment makes it hard to sustain any interest in them afterwards. Once the books are laid aside, education is soon forgotten."<sup>5</sup>

In the *United Provinces*, a certain number of night schools are maintained by the Co-operative Department. In addition, schools are maintained by local authorities. "The general opinion is that these schools have not been a success. . . . From every circle come reports of their failure owing to lack of public interest and of suitable teachers. The teachers are usually teachers of the local board schools, who are too tired to be much good."<sup>6</sup>

<sup>1</sup>Madras, page 90.

<sup>4</sup>Bombay, page 244.

<sup>2</sup>Punjab, page 6.

<sup>5</sup>Bengal, page 28.

<sup>3</sup>Punjab, page 71.

<sup>6</sup>U. P., page 67.

A similar tale of failure is reported from *Bihar* :

"The number of night schools has fallen from 802 with 17,581 pupils to 192 with 4,403 pupils. In many districts less than half of the pupils are adults ; the remainder would probably do better to attend day schools, for most of the night schools are reported to be inefficient and they are difficult to supervise. The general reputation of the schools being very poor, it is not surprising that, in a time of financial stringency, local bodies have withdrawn their aid from many schools, which have disappeared in consequence."<sup>1</sup>

A promising start has been made in the *Central Provinces*. The number of night schools has risen from 36 to 117 and the enrolment from 865 to 3,160.

23. Efforts should not be relaxed, despite these disappointments. In present-day conditions, failure to promote education for adults must inevitably result in failure to remove illiteracy. Past experience has taught valuable lessons. Schools for adults, even to a greater degree than ordinary day-schools, cannot thrive without competent and suitably trained teachers, who should be supervised and guided by efficient and stimulating inspection. In the second place, boys of school-going age should not be admitted to schools for adults. The courses and methods of teaching should vary considerably between these two types of school. Particular attention should be paid in training institutions to devising suitable methods for teaching adults.

(v) *Libraries.*

24. The size of university libraries is indicated below.

TABLE CXXXIII.

*University libraries.*

| University.            | Number of volumes. |          |
|------------------------|--------------------|----------|
|                        | 1927.*             | 1932.    |
| Calcutta .. .. .       | Over 100,000       | 102,096† |
| Bombay .. .. .         | 25,160             | 41,172   |
| Madras .. .. .         | 44,460             | 74,892   |
| Punjab .. .. .         | 53,644             | 75,434   |
| Allahabad .. .. .      | 62,268             | 80,998   |
| Benares Hindu .. .. .  | 50,000             | 64,635   |
| Mysore .. .. .         | 14,640             | 20,663   |
| Patna .. .. .          | 6,886              | 12,627   |
| Osmania .. .. .        | 19,807             | 29,725   |
| Aligarh Muslim .. .. . | 25,000             | 25,190   |
| Rangoon .. .. .        | 25,500             | 14,142†  |
| Lucknow .. .. .        | 31,925             | 43,572   |
| Dacca .. .. .          | 54,000             | 78,917   |
| Delhi .. .. .          | 8,350              | 12,005   |
| Nagpur .. .. .         | ..                 | 18,807   |
| Andhra .. .. .         | 6,000              | 18,000   |
| Annamalai .. .. .      | ..                 | 31,032   |

\* The figures for Madras, Allahabad, Lucknow, Dacca and Delhi are for 1926-27, while those for others are for 1925-26.

† Excluding books in departmental libraries in Arts, Science and Law.

‡ Excluding books in libraries of constituent colleges.



25. Many libraries receive strong financial support and are enabled to develop their activities.

The annual Government grant to *Madras University* library has been raised from Rs. 36,000 to Rs. 43,500. The amount spent on books and periodicals during the quinquennium was Rs. 2,44,093, the total amount spent since its formation having been Rs. 5,44,093. The library is at present located in the Senate House, but the construction of a new building has been begun and a sum of Rs. 2·35 lakhs has already been spent. At the end of the quinquennium, the amount available for construction was Rs. 15,61,000.

In 1931, the University instituted a special course in librarianship with the object of training librarians for educational institutions and public libraries.

The total amount spent on books and periodicals for the *Annamalai University* library up to the end of the quinquennium was Rs. 1,20,000.

The *Allahabad University* library, which is one of the best consulting libraries in upper India, receives an annual grant of Rs. 10,000 from Government. In addition, a special non-recurring grant of Rs. 25,000, payable in three instalments, was sanctioned in 1926-27. The University also awarded a special grant of Rs. 8,000 in 1928-29 and another of Rs. 20,000 in 1930-31.

Benefactions have been received by some libraries. A new building for the *Benares Hindu University* library, which was made possible by a generous donation of Rs. 2 lakhs from His Highness the Gaekwar of Baroda, has been completed. The Bayley Memorial Collection has been accommodated in the *Patna University* library. The library of the late Sir G. M. Chitnavis, consisting of 4,500 books, has been bequeathed to the *Nagpur University* library.

University libraries cater largely for the needs of advanced students and research workers, but they are now being used more widely by the generality of students. The number of books issued from the *Madras University* library rose from 73,053 to 114,235 during the quinquennium.

26. College libraries vary considerably in scope as well as in financial support. The library of Presidency College, Calcutta, has a fine collection of books; and that of Sydenham College of Commerce, Bombay, has perhaps the finest collection of economic and commercial publications in India. Development of college libraries, however, has been retarded by financial stringency.

27. School libraries are usually unsatisfactory in their equipment of books as well as in the use made of them. In some provinces efforts have been made to establish libraries in vernacular middle schools for the benefit not only of the pupils but also of villagers.

In the *United Provinces*, grants of Rs. 500 were made by Government to 199 schools for this purpose. It is reported that they are appreciated.

In the *Punjab*, "village libraries have continued to gain both in number and popularity. A village library is generally attached to a middle school and forms a little cultural centre for checking relapse into illiteracy,

and for providing a convenient meeting-place where lectures on various topics are delivered to peasant audiences."<sup>1</sup>

In *Burma*, deputy inspectors of schools have done useful work as propagandists of the library movement and in starting village libraries. These libraries are becoming promising centres of intellectual and social life and afford opportunities for organising lectures and debates.

In the *Central Provinces*, a village library, attached to one vernacular middle school in each district, has been started as an experimental measure.

The development of school libraries is seriously handicapped by the lack of suitable literature : " While all schools have libraries, too many are collections of wormeaten and obsolete text-books with little or nothing of interest to boys " <sup>2</sup> " Almost all inspectors in the *Punjab* complain that literature suitable for villagers is not available " <sup>1</sup> In *Burma*, again, " the reading habit is retarded by the absence of good light literature in the vernacular. " <sup>3</sup>

28. Some libraries are doing good work in the domain of oriental research.

In the Government Oriental Manuscripts Library, *Madras*, 1,104 manuscripts were acquired during the quinquennium. The library is growing in popularity and usefulness.

In *Bombay*, the Manuscripts Department of the Bhandarkar Oriental Research Institute, Poona, comprises a rare collection of about 20,000 Sanskrit manuscripts collected by eminent scholars such as Buhler, Kielhorn, Bhandarkar and others.

The Bombay Branch of the Royal Asiatic Society maintains an excellent library, consisting of about 67,000 printed books, manuscripts, etc., of which about 7,000 were added during the quinquennium.

The Bombay University Library Committee has formulated a scheme of co-operation between itself, the Bombay Branch of the Royal Asiatic Society and the Cama Oriental Institute in order to assist by mutual arrangement the purchase of costly books, which would otherwise be difficult to obtain.

The Oriental Public Library, Patna, possesses a fine collection of books and manuscripts in oriental languages.

29. The Imperial Library, Calcutta, is maintained by Government and owes its foundation to Lord Curzon. It was instituted in 1902 as a result of amalgamating the Calcutta Public Library with a number of departmental libraries of the Government of India. It was originally housed in Metcalfe Hall, Calcutta, but was moved in 1923 to its present home, the Foreign and Military Secretariat Buildings, Esplanade Road.

The internal management of the library has been reorganised during the quinquennium. The Council now consists of the Educational Commis-

<sup>1</sup> Punjab, page 14.

<sup>2</sup> U. P., page 47.

<sup>3</sup> Burma, page 34.

sioner with the Government of India, two members nominated by the Government of Bengal, two members nominated by the University of Calcutta, and three members nominated by the Governor General in Council to represent interests outside Calcutta; and it keeps in view the aims of the founder that "it should be a library of reference, a working place for students, and a repository of material for future historians of India, in which so far as possible every work written about India at any time can be seen and read".

There are approximately 300,000 volumes in the Library, of which 56,645 were added during the quinquennium. There are reading rooms, public and private, where facilities are offered to students and researchers. There is also a reading room for the exclusive use of women. Approximately 40,000 books were loaned during the quinquennium. There are printed and card catalogues.

30. The Imperial Secretariat Library is maintained for the use of officials of the Government of India and of members of the Indian Legislature. The number of volumes approximates 200,000. A special feature of the library is its rich collection of official publications and blue books relating to India and oriental countries, which are of great value to commissions and committees. About 120,000 volumes have been lent to departments and committees during the quinquennium. A catalogue is being prepared on up-to-date lines, and Dewey's decimal system of classification has been adopted. Proposals for lending books to a wider clientele are under consideration.

(vi) *Text Book Committees.*

31. The following Table gives information regarding the number of books considered during the quinquennium by Text-Book Committees.

TABLE CXXXIV.

*Approval of books by Text-Book Committees, 1927—32.*

| Province.                    |    |    |    |    |    | Books<br>examined. | Books<br>approved. |
|------------------------------|----|----|----|----|----|--------------------|--------------------|
| Madras                       | .. | .. | .. | .. | .. | 6,650              | 5,763              |
| Bombay                       | .. | .. | .. | .. | .. | 292*               | 245*               |
| Bengal                       | .. | .. | .. | .. | .. | 3,608              | 1,176              |
| Punjab                       | .. | .. | .. | .. | .. | 2,341              | 1,271              |
| Central Provinces            | .. | .. | .. | .. | .. | 1,118              | 843                |
| North-West Frontier Province | .. | .. | .. | .. | .. | 992                | †                  |
| Delhi                        | .. | .. | .. | .. | .. | 1,212              | 852                |

\* For 1931-32 only.

† Figures not available.

52. The strength of the Text-Book Committee in *Madras* continued to be forty members. In 1927-28, Hindi was added to the list of languages dealt with by the Committee, while in 1931 text-books on religion were excluded from its scope. The increasing use of the vernacular as the medium of instruction has led to an increase in the number of vernacular books submitted to the Committee. Heads of institutions have been instructed that books other than those approved for school use should not be used in schools.

There are six School-Book Committees in *Bombay* to assist the Director of Public Instruction in determining what books should be sanctioned. The rules of these committees were revised in 1930. The Provincial School-Book Committee, of which the Director of Public Instruction is chairman, considers books proposed for use in secondary schools, while the five other committees deal with books in vernaculars.

During the first two years of the quinquennium, the two Text-Book Committees—one at Calcutta and the other at Dacca—did not function in *Bengal*, because the secondary school syllabuses were being revised and the committees themselves were in process of reorganisation. In 1929, a provincial Text-Book Committee was formed with a view to pruning the long lists of approved books.

As a result of a resolution in the Legislative Council, the Text-Book Committee in the *United Provinces* was abolished in 1929 and its work was distributed among various bodies. The Board of High School and Intermediate Education considers books intended for Classes V to XII of English institutions, while the Board of Vernacular Education deals with books for vernacular schools, primary classes of English schools, normal schools and training classes. There is also a separate Books Committee which considers books for use in English institutions as library books, prizes and reference books.

In the *Punjab*, the Text-Book Committee is composed of twenty-five members with the Director of Public Instruction as *ex-officio* chairman. The Committee has done much to enrich and encourage vernacular literature through translating books and awarding prizes. The Committee has purchased a portable cinema machine and films with a view to giving cinema shows to school children. This enterprise is much appreciated.

For many years the work of the Text-Book Committee in *Burma* was confined to deciding whether text-books submitted by publishers should be approved for use in schools. In 1928, the work of encouraging projects for the production of vernacular text-books was entrusted to it.

In *Bihar and Orissa*, the number of members of the Text Book Committee remained 21 during the quinquennium. In order to avoid delay in the examination of books, three meetings instead of two are now held annually and only two instead of three reviews of books are required.

In the *Central Provinces*, books for primary and normal schools are examined by a Text-Book Committee, while books for high and middle schools are

dealt with by committees of courses appointed by the Board of High School Education.

Two non-official members have been added to the provincial Text-Book Committee of *Assam*, and also to each of the two divisional Text-Book Committees. Attempts have been made to encourage the writing of popular books, but text-books in Assamese literature have not yet reached a sufficiently high standard. The Central Advisory Board of Education recommended in 1923 that "the number of approved text-books should be restricted to a definite figure in each subject so as to avoid unnecessary multiplication."

(vi) *Oriental Studies.*

33. The teaching of oriental classical languages (Sanskrit, Arabic and Persian) in the ordinary schools is far from satisfactory. This is due mainly to the fact that the teachers are usually pandits, munshis and maulvis, whose knowledge is confined almost entirely to traditional learning. They are lacking even in the rudiments of general knowledge of other subjects, which are essential to a modern teacher, and their methods of teaching are at least archaic. Few of them have sufficient knowledge of English to acquaint themselves with modern methods. Indeed, in a great many cases they are incapable of departing from their present outlook. Their status and emoluments in schools are also as a rule inferior to teachers of other subjects. Attempts should be made to employ as teachers of these important subjects men who have taken them for their degrees and have subsequently received training along with teachers in other subjects.

34. There are also a large number of special and segregate institutions, which are devoted to the study of these languages and of indigenous learning. Most of them, which include makhtabs, mulla schools, Quran schools, pathshalas, etc., impart elementary education according to old-time methods. The problems of these schools have already been discussed; they make little contribution towards the removal of illiteracy, nor do they give much assistance to their pupils to fight their way amid the trials and difficulties of a modern world.

35. There are also institutions which provide for higher study and research in oriental learning.

In *Madras*, there are eighteen oriental colleges for higher education in Sanskrit, of which fourteen are aided, three unaided and one maintained by a local body. An Oriental College for Women has been affiliated to Andhra University.

In *Bombay*, there is a Sanskrit College at Poona, which owes its origin to the Poona Sanskrit Association and has been provisionally recognised by Government. The Bhandarkar Oriental Research Institute, Poona, the K. R. Cama Oriental Institute, Bombay, and the Bombay Branch of the Royal Asiatic Society continue to do valuable research work in oriental learning. They maintain good libraries, keep in touch with similar institutions and societies in foreign countries, offer prizes for original work, and invite eminent

scholars from abroad to deliver lectures. The Mimansa Vidyalaya, Poona, caters for a critical study of Vedic texts and other religious books of the Hindus, while the Indian Historical Research Institute, founded by Father Heras, S. J., of St. Xavier's College, carries on original research in historical subjects. The Historical Museum, Satara, which was originally a private institution, was acquired by Government in 1928. It contains a fine collection of manuscripts, historical prints, drawings, pictures, etc., and is intended to serve as a centre for research work.

In *Bengal*, the Kabindra College, Gayla, continues to be a seat of higher Sanskrit culture. Facilities for advanced studies in Islamic culture are afforded in madrassahs, especially the Calcutta Madrasah. This was the first educational institution established in India by the British Government and was founded in 1781 by Warren Hastings.

In the *United Provinces*, the Sanskrit College, Benares, which was founded in 1791, continues to do valuable work. It possesses a fine library, containing about 40,000 old manuscripts and about 15,000 printed volumes, including original texts in Sanskrit, Pali and Prakrit and works of distinguished orientalists.

The oriental institutes at Deoband and Lucknow aim at traditional instruction of a high order in Arabic and Islamic religion. A Hindustani Academy was founded in 1927 to preserve, foster and develop Urdu and Hindi literature.

In *Bihar*, the Dharma Samaj Sanskrit College at Muzaffarpur and the Sanskrit College at Puri are managed by Government. Of the recognised madrassahs, the Madrasah Islamia Shamsul Huda at Patna is also managed by Government.

36. The Oriental College, Lahore, in the *Punjab*, deserves special attention owing to its intimate connexion with the University. It was founded in 1870 by the Senate of Punjab University College and was incorporated later in the University in 1882. It originally formed an oriental wing of the University, preparing students for degrees in oriental learning and for a series of titles parallel to the various degrees conferred by the western wing of the University. In recent years, however, the modern side of the University has far outstripped the growth of Oriental College, which has stood primarily for the maintenance of traditional learning in oriental languages. Even in Oriental College itself there has been a development in the higher arts courses of modern critical study of classical languages. The number of students attending the titles classes of the College is negligible, but the University conducts a series of Titles examinations, for which students of allied institutions as well as those of the College compete.

(viii) *Moral and physical training.*

37. Improvements in moral and physical training provide perhaps the most inspiring feature of the last quinquennium, though the progress of many promising developments has been arrested by retrenchment. In spite of grave difficulties, there is abroad a keen desire that education shall represent

a training for life, that schools and colleges shall become joyous places in which pupils will acquire valuable interests and habits, that a spirit of comradeship shall be engendered in the pupils.

38. In games and athletics India is undoubtedly coming into her own. The Indian Cricket Team, which toured England successfully in 1931, included college students. The Indian Olympic Hockey Team, which enjoyed uninterrupted success during a prolonged tour in many parts of the world, was largely composed of students and was captained by a college graduate from Lahore. In athletics many new records have been established. Inter-university contests, which were almost unheard of five years ago, have become increasingly frequent and attract large crowds of interested spectators.

There is, however, a danger in these developments. English games such as cricket, football and hockey cost a great deal of money; in consequence, there is a disturbing tendency to devote an excessive proportion of the slender games' funds to the benefit of the few at the expense of the many, who are compelled to become spectators instead of participants in the games. The excitement engendered by these contests has sometimes proved overpowering with unfortunate and unseemly results.

Attempts have been made to introduce indigenous and other games (especially volley-ball), which incur only slight expenditure and require little space. They can also be played by large numbers of boys at the same time in spare moments without any extensive preparation.

The following extract from the *Punjab* report gives a hopeful record of progress in these directions :

"The revival of district tournaments has been a prominent feature of the quinquennium. Endeavour has been made to utilise every inch of available space. Games clubs for village boys and adults have been instituted, and village clubs have taken a prominent part in district tournaments. A large number of teachers take an active part in school activities. Volley-ball has become the most popular of all games, and hockey has all but completely eclipsed cricket."<sup>1</sup>

In the *United Provinces*, "the teachers are practised in athletics and basket-ball, and are taught how to referee in football and hockey."<sup>2</sup>

In the *Central Provinces*, "organised games are regularly played in most schools, and school teams take an active part in local tournaments. . . . The dearth of teachers who are really good at games is generally responsible for the failure of school teams to achieve a high standard of skill on the field of play."<sup>3</sup>

39. Great progress has been made in physical training.

In *Madras*, "the physical education movement has made very real advance in educational institutions both for men and women. . . . The grant of extensive Government land in Saidapet to the Y. M. C. A. College of Physical Education, Madras, was an event of considerable importance."<sup>4</sup>

In *Bombay*, provision is made for physical training in all Government schools. The old-fashioned drill teachers, however, are not satisfactory for imparting physical education according to new ideas."<sup>1</sup> These duties are

<sup>1</sup> Punjab, pages 51-52.

<sup>2</sup> U. P., page 49.

<sup>3</sup> C. P., page 31.

<sup>4</sup> Madras, page 104.

now being "entrusted to ordinary class teachers, preferably to those who have completed a special course under the Director of Physical Training. . . . . The supply of such teachers, however, is very limited ; unless efforts are made to supplement it, this source will die out."<sup>1</sup>

The system in the *United Provinces* has been wisely devised. Two foreign scholarships for training in the College of Physical Training and Hygiene, Dumfermline, Scotland, were given in 1927. On their return these two scholars, together with another who had received training at the Y. M. C. A., Madras, were attached to the Training Colleges at Allahabad, Lucknow and Agra. During the early part of the cold weather they provide courses for all students under training as well as special courses for selected students. After Christmas, they give short courses to selected teachers. "Thus, in course of time, there will be sufficient teachers trained in physical training as a class subject."<sup>2</sup>

Similar arrangements are being made whereby most vernacular teachers shall receive training "so that the new methods will permeate every grade of education."<sup>3</sup>

In *Bihar*, "an instructor trained at Madras has been attached to each of the five secondary training schools."<sup>4</sup>

In accordance with the recommendations of a committee, the *Burma* Government

"began to build up a Physical Training Department under the guidance of Mr. Healy, Director of Physical Training. Two assistant inspectors were specially trained in Madras and began work in 1929. They encouraged the formation of school athletic associations and gave them valuable advice, helped to organise sports for anglo-vernacular and vernacular school boys, gave demonstrations and short training courses for teachers and normal students, paid special attention to indigenous games and trained many teachers at Cabin Island. For two years the success of Mr. Healy and his two lieutenants was remarkable. The axe of retrenchment then fell heavily on this new Department, not because Government had any doubts of its utility, but because the appointments were temporary. . . . To recover the position reached in 1931 will be difficult and costly."<sup>5</sup>

40. With the influx of new ideas, the days of the separate drill-instructor (who is often illiterate) are numbered, and picturesque acrobatic feats are giving way to a well-devised system of physical training, graduated to suit the varying physical development of pupils, in which all teachers should take an intelligent part.

The *Punjab* embarked on such a policy many years ago, and beneficent effects are already being felt throughout the province. Special courses of about six months' duration were first organised by Mr. H. W. Hogg for trained teachers (most of them graduates) ; some fifty teachers have already received this additional form of training. These teachers were then posted as physical training supervisors to Government colleges and training institutions of all types. By this agency all teachers under training (vernacular as well as anglo-vernacular) have undergone courses in physical training under expert supervision with the result that almost all schools have teachers competent to impart physical training. From time to time refresher courses are held for

<sup>1</sup> Bombay, page 79.

<sup>2</sup> U. P., page 111.

<sup>3</sup> U. P., page 112.

<sup>4</sup> B. & O., page 106.

<sup>5</sup> Burma, pages 39-40.



physical training supervisors so that they shall be kept in touch with new ideas and benefit by each other's experience.

Owing to the closure of a number of vernacular training institutions, it has now been possible to post a physical training supervisor to each district :

" By far the most important work done by the supervisors has been the holding of refresher courses to stimulate vernacular teachers who, despite their training in physical instruction, are generally apt to deteriorate on their return to schools. The system has been kept up-to-date and several of the supervisors have completed the latest courses in Europe; and the successful development of scouting has reacted favourably on the progress of physical training. The Punjab is fortunate in possessing Mr. H. W. Hogg to develop its physical training and scouting."<sup>1</sup>

41. Remarkable progress has been made by the *Boy Scouts Associations*, and the number of scouts (including those in Indian States) reached 189,751 in 1932.

TABLE CXXXV.

*Boy Scouts, 1932.*

| Province.                            | No.<br>of groups. | Total of all<br>ranks. |
|--------------------------------------|-------------------|------------------------|
| Madras .. .. .                       | 389               | 11,282                 |
| Bombay .. .. .                       | 1,008             | 36,642                 |
| Bengal .. .. .                       | ..                | 8,526                  |
| United Provinces .. .. .             | 245               | 6,291                  |
| Punjab .. .. .                       | 1,140             | 37,462                 |
| Burma .. .. .                        | 205               | 5,904                  |
| Bihar and Orissa .. .. .             | 234               | 8,241                  |
| Central Provinces .. .. .            | 1,328             | 36,167                 |
| Assam .. .. .                        | 96                | 2,425                  |
| North-West Frontier Province .. .. . | 91                | 4,116                  |
| Coorg .. .. .                        | ..                | ..                     |
| Delhi .. .. .                        | 9                 | 791                    |
| Ajmer-Merwara .. .. .                | ..                | ..                     |
| Baluchistan .. .. .                  | 14                | 551                    |
| Bangalore .. .. .                    | 21                | 865                    |
| Other Administered Areas .. .. .     | 49                | 2,494                  |
| Indian States .. .. .                | 760               | 27,994                 |
| <b>Total .. .. .</b>                 | <b>5,589</b>      | <b>189,751</b>         |

The *Bombay* and *Punjab* Governments subsidise their local Associations to the extent of Rs. 21,000 and Rs. 20,000 per annum respectively. The *Bengal Association* receives from its local Government Rs. 10,000; and the Government of the *United Provinces* contribute Rs. 12,000 each to the Baden-Powell and the Seva Samiti Boy Scouts Associations. In several provinces grants have been reduced under the present retrenchment scheme.

<sup>1</sup> Punjab, page 51.

The Seva Samiti Boy Scouts Association, Allahabad, does not entirely subscribe to the rules of the founder of the movement, nor is it recognised by the parent body owing to this fact. It has, however, modelled itself largely on the original movement, but lays more emphasis on social service than on scouting in the true sense of the word. While the Boy Scout Association is a branch of the all-India body, the Seva Samiti organisation is practically confined to the United Provinces. In view of the fact that the cardinal object of the Association is to link together all races and communities in the bonds of comradeship, it is a pity that in the United Provinces a cleavage has been introduced into what should be a united body.

42. The progress of boy scouts during the last five years is one of the most hopeful developments in India, which view is shared by many provincial reports. The movement has already been successful in providing ample means of healthy recreation and enjoyment for thousands of school boys in India ; it has instilled in scouts a desire for service ; and it shows signs of transcending the baneful limitations of caste and creed.

43. Good progress has also been achieved by the *Girl Guide Associations* as will be seen from the Table below :

TABLE CXXXVI.

Girl Guides, 1933.

| Province.                     | Companies.    | Flocks.    | Ranger Coys. | Cadet Coys. | Extension Coys. | Commissioners.         | Secretaries. | Guiders.     | Guides.       | Bluebirds.    | Rangers.     | Cadets.    | Extension Guides. | Long Guides. | Provincial Totals Personnel. |
|-------------------------------|---------------|------------|--------------|-------------|-----------------|------------------------|--------------|--------------|---------------|---------------|--------------|------------|-------------------|--------------|------------------------------|
| Assam .. .. .                 | 6             | 3          | 1            | ..          | ..              | 2                      | 1            | 12           | 178           | 229           | 5            | ..         | ..                | ..           | 427                          |
| Bengal .. .. .                | 52            | 53         | 4            | 5           | 1               | 19                     | 9            | 171          | 1,119         | 1,022         | 78           | 70         | 6                 | 9            | 2,503                        |
| Bihar and Orissa .. .. .      | 32            | 28         | 3            | 2           | ..              | 8                      | 9            | 106          | 756           | 513           | 35           | 41         | ..                | 1            | 1,400                        |
| Bombay .. .. .                | 161           | 211        | 13           | 9           | ..              | 39                     | 24           | 498          | 3,337         | 3,983         | 262          | 190        | ..                | 16           | 8,349                        |
| Bangalore .. .. .             | 10            | 12         | 1            | ..          | ..              | 2                      | 1            | 20           | 243           | 243           | 13           | ..         | ..                | 15           | 546                          |
| Baluchistan .. .. .           | 5             | 5          | ..           | ..          | ..              | 3                      | 2            | 18           | 77            | 64            | ..           | ..         | ..                | ..           | 164                          |
| Central Provinces .. .. .     | 42            | 27         | 4            | 2           | ..              | 10                     | 9            | 127          | 933           | 517           | 104          | 32         | ..                | ..           | 1,732                        |
| Central India .. .. .         | 6             | 6          | ..           | ..          | ..              | 2                      | ..           | 14           | 114           | 96            | ..           | ..         | ..                | ..           | 226                          |
| Delhi .. .. .                 | 10            | 8          | ..           | 2           | ..              | 2                      | 1            | 31           | 241           | 146           | ..           | ..         | ..                | ..           | 455                          |
| Hyderabad .. .. .             | 33            | 25         | 3            | 1           | ..              | 6                      | 4            | 89           | 661           | 489           | 47           | 19         | ..                | ..           | 1,315                        |
| Madras .. .. .                | 144           | 143        | 28           | 14          | ..              | 35                     | 21           | 419          | 2,716         | 2,519         | 342          | 257        | ..                | 10           | 6,319                        |
| Mysore .. .. .                | 16            | 5          | 2            | ..          | ..              | 7                      | 7            | 36           | 364           | 60            | 17           | ..         | ..                | ..           | 491                          |
| Punjab .. .. .                | 38            | 48         | 3            | 6           | 1               | 12                     | 10           | 146          | 799           | 1,010         | 53           | 108        | 24                | ..           | 2,162                        |
| Rajputana .. .. .             | 26            | 18         | 2            | 1           | ..              | 7                      | 4            | 60           | 634           | 364           | 23           | 10         | ..                | ..           | 1,102                        |
| United Provinces .. .. .      | 45            | 37         | 5            | 5           | ..              | 12                     | 11           | 137          | 1,085         | 688           | 51           | 82         | ..                | ..           | 2,066                        |
| Bengal-Nagpur Railway .. .. . | 6             | 6          | 1            | ..          | ..              | 6                      | 7            | 20           | 60            | 95            | 16           | ..         | ..                | ..           | 204                          |
| Bhopal .. .. .                | 2             | ..         | ..           | ..          | ..              | 1                      | 1            | 4            | 40            | ..            | ..           | ..         | ..                | ..           | 46                           |
| Kashmir .. .. .               | 2             | 2          | ..           | ..          | ..              | 1                      | 1            | 4            | 60            | 50            | ..           | ..         | ..                | ..           | 116                          |
| <b>Totals (India) .. .. .</b> | <b>624</b>    | <b>642</b> | <b>70</b>    | <b>47</b>   | <b>2</b>        | <b>174</b>             | <b>122</b>   | <b>1,921</b> | <b>13,417</b> | <b>12,088</b> | <b>1,046</b> | <b>843</b> | <b>30</b>         | <b>51</b>    | <b>29,692</b>                |
|                               | Units — 1,385 |            |              |             |                 | Personnel .. .. 29,692 |              |              |               |               |              |            |                   |              |                              |

N.B.—This table includes figures for Indian States.

44. Progress in *medical inspection of school children* has been retarded by financial stringency.

In *Madras*, the scheme of medical inspection of schools has been made compulsory in all Government institutions; it has also been made a condition of recognition that all aided schools shall introduce the scheme. Unfortunately, the payment of grants for medical inspection was suspended in 1932 as a measure of economy.

In *Bombay*, "the importance of medical inspection of school children is being increasingly recognised. Owing to lack of funds, however, it has not been possible for Government to set up an agency to direct and organise medical inspection work in schools on a satisfactory basis."<sup>1</sup>

The *United Provinces* have the advantage of a number of school health officers. In consequence, "no less than 52,862 or 73·4 per cent. of those attending English schools, and 158,635 or 24·6 per cent. of those attending primary schools, were medically examined during the year that the scheme has been in force."<sup>2</sup> Interesting, though depressing, results of these examinations are given in the report, but it is not stated what steps have been taken to provide treatment for sickly children or to ensure that the treatment is carried out.

The experimental measure introduced in five districts of the *Punjab* appears to be working well in the Gurgaon district alone: "The number of diseased boys who attended dispensaries and were cured has risen from 46 to 69 per cent. in this district. The scheme can be productive of good, only if medical inspection is followed up by proper treatment. Many parents and teachers, however, are not keenly anxious for a cure unless the malady becomes positively troublesome, if not actually dangerous."<sup>3</sup>

In the *Central Provinces*, "a regular system of medical inspection is in vogue in Government anglo-vernacular schools, and expenditure on this account is admissible for grant-in-aid. Several aided schools, however, have made no provision for this important requirement. . . . No complete system of medical inspection of vernacular schools has been provided."<sup>4</sup>

In this province also medical inspections largely fail because cases are not followed up by treatment. Though prescribed, spectacles are not forthcoming on account of poverty."<sup>5</sup>

In *Bihar*, a system of medical inspection has been in force for some time: "The work done has been valuable, though it might have been more so had more attention been paid to such defects as the medical officers discover."<sup>6</sup> As a measure of retrenchment, the posts of the school medical officers and of the lady school medical officers were abolished in 1932, but it has since been found possible to revive them.

In *Burma*, the work of medical inspection was progressing and "parents were beginning to appreciate it and to pay more attention to the recommendations of medical officers; with experience the work of medical officers was also

<sup>1</sup> Bombay, page 78.

<sup>2</sup> U. P., page 113.

<sup>3</sup> Punjab, page 53.

<sup>4</sup> C. P., page 105.

improving. The axe of retrenchment fell on this scheme also ; at the end of 1931-32 schools were informed that the scheme had been temporarily suspended."<sup>1</sup>

45. Medical inspection depends for its success very largely on the active co-operation of school authorities. Teachers should therefore receive training in the ordinary rules of health and should be able to participate in much of the routine work of medical inspection.

In Government schools in *Bombay*, " a record is kept of the weight, height, eye-sight and chest measurements of pupils, and serious defects are brought to the notice of parents " .<sup>2</sup>

In the *Punjab*, " an inspection of nails, teeth, eyes and general hygienic condition is held in many schools every morning when the boys assemble for their morning prayer with the result that personal cleanliness has been promoted and the health of boys improved. " <sup>3</sup>

46. It is in this connexion that the activities of the Junior Red Cross and St. John's Ambulance Societies have been particularly beneficent.

Remarkable progress has been made during the quinquennium. In 1927, there were only 565 schools with Junior Red Cross groups with a total membership of 28,956 boys, and the movement was confined only to the Punjab. By the close of 1932, the movement had spread to most of the provinces and to some Indian States ; steps are now being taken to extend the movement to girls.

TABLE CXXXVII.

*Membership of Junior Red Cross groups.*

| Names of branches.                  | Number of groups. | Number of members. |              |                 |
|-------------------------------------|-------------------|--------------------|--------------|-----------------|
|                                     |                   | Boys.              | Girls.       | Total.          |
| Assam .. .. .                       | 5                 | 266                | ..           | 266             |
| Baroda .. .. .                      | 27                | 1,411              | 100          | 1,511           |
| Bombay .. .. .                      | 103               | 8,359              | 1,641        | 10,000          |
| Central India .. .. .               | 1                 | 114                | ..           | 114             |
| Central Provinces and Berar .. .. . | 85                | 3,119              | 529          | 3,648           |
| Delhi .. .. .                       | 41                | 2,939              | 241          | 3,180           |
| Jodhpur .. .. .                     | 10                | 504                | ..           | 504             |
| Madras .. .. .                      | 3                 | 23                 | 134          | 157             |
| Mysore .. .. .                      | 9                 | 505                | 26           | 531             |
| Punjab .. .. .                      | 2,413             | 1,41,674           | 182          | 1,41,856        |
| Rajputana .. .. .                   | 4                 | 128                | ..           | 128             |
| Sind .. .. .                        | 25                | 592                | 330          | 922             |
| United Provinces .. .. .            | 1,048*            | 28,994             | 298          | 29,292          |
| Western India States .. .. .        | 6*                | 332                | 75           | 407             |
| <b>Total .. .. .</b>                | <b>3,781</b>      | <b>1,88,960</b>    | <b>3,556</b> | <b>1,92,516</b> |

\* Including 25 adult schools with a membership of 481.

<sup>1</sup> Burma, page 40.

<sup>2</sup> Bombay, page 78.

<sup>3</sup> Punjab, page 52.

School children, who are enrolled, pledge themselves to take care of their own health and that of others, to help the sick and the suffering, especially children, and to regard children all over the world as their friends.

Miss Norah Hill, Secretary to the Indian Red Cross Society, has written as follows :

“The chief activities of the Junior Red Cross groups are to organise morning inspections and health games competitions in schools, to promote healthy habits, to provide pure drinking water, soap, towels, nail cutters, etc., at school, to promote personal and school hygiene, to cultivate school gardens, to arrange for mid-day school lunches and school dispensaries, to stimulate health propaganda by staging of health plays and dialogues and by means of singing parties and processions. The groups co-operate with the public health staffs and rural uplift workers in their campaigns against insanitation and epidemic diseases. Funds are collected for helping poor children with tuition fees, books, food, clothing, medicines and appliances. Members are encouraged to equip themselves for service by taking courses in First aid, Home Nursing and Sanitation and to co-operate with other juvenile organisations working for similar aims.

The movement is welcomed and encouraged by every section of the population because of its non-political and non-sectarian nature ; and it is receiving hearty support from education authorities all over India.”

47. Attempts to engender a spirit of leadership among senior boys in school have been largely frustrated by the early age in which many capable boys now leave school in order to join college. This defect is referred to in the *Bihar* report :

“The reports do not indicate any attempts to introduce real self-government among the pupils. . . . . An Indian school boy often reaches the highest class of a high school as the age of fourteen or even sooner ; boys of this age can hardly be given disciplinary powers such as are exercised by prefects at English schools.”<sup>1</sup>

This is a further argument in support of the contention that perhaps the most urgent educational need of India is a properly adjusted higher secondary course, which will afford to Indian boys the benefits of school discipline, school training and school comradeship.

<sup>1</sup> B. & O., page 49.

## TABLE OF CONTENTS.

### PART I.—GENERAL EDUCATIONAL TABLES FOR BRITISH INDIA, 1931-32.

Page.

#### GENERAL SUMMARIES.

|  |     |
|--|-----|
| General Summary of Educational Institutions and Scholars . . . . . | 3   |
| General Summary of Expenditure on Education . . . . .              | 4-5 |
| Explanations . . . . .   | 6   |

#### GENERAL EDUCATIONAL TABLES.

|   |       |
|---|-------|
| I. Classification of Educational Institutions . . . . .   | 8-9   |
| I.A. Distribution of Scholars attending Educational Institutions for Males . . . . .                    | 10-12 |
| I.B. Distribution of Scholars attending Educational Institutions for Females . . . . .                  | 13-15 |
| III.A. Expenditure on Education for Males . . . . .   | 16-20 |
| III.B. Expenditure on Education for Females . . . . .   | 22-26 |
| IV.A. Race or Creed of Male Scholars receiving General Education . . . . .                              | 28-29 |
| IV.B. Race or Creed of Female Scholars receiving General Education . . . . .                            | 30-31 |
| V.A. Race or Creed of Male Scholars receiving Vocational and Special Education . . . . .                | 32-33 |
| V.B. Race or Creed of Female Scholars receiving Vocational and Special Education . . . . .              | 34-35 |
| VI.A. Men Teachers . . . . .  | 36-37 |
| VI.B. Women Teachers . . . . .  | 38-39 |
| VII. European Education . . . . .   | 40-41 |
| VIII. Examination Results . . . . .   | 42-47 |
| IX. Statistics of Educational Institutions in Rural Areas . . . . .                                     | 48-49 |
| X. Scholars by classes and ages in institutions for General Education ( <i>Quinquennial</i> ) . . . . . | 50-51 |

## PART II.—SUPPLEMENTAL TABLES.

## I.—GENERAL STATISTICS.

| Table.  | Page. |
|---|-------|
| 1. Area and population, by provinces . . . . .  | 55    |
| 2. Distribution of population by sex, race and creed . . . . .                                    | 56    |
| 3. Educational institutions in British India . . . . .  | 58    |
| 4. Pupils attending educational institutions in British India . . . . .                           | 59    |
| 5. Expenditure on education . . . . .   | 60    |
| 6. Summary of progress during the quinquennium . . . . .  | 61    |
| 7. Institutions by management . . . . .   | 62    |
| 8. Institutions by standard of instruction . . . . .  | 63    |
| 9. Pupils classified according to institutions by management . . . . .                            | 64    |
| 10. Pupils classified according to institutions by standard of instruction . . . . .              | 65    |
| 11. Pupils in recognized institutions classified according to race or creed . . . . .             | 67    |
| 12. Pupils in recognized institutions classified according to stages of instruction . . . . .     | 68    |
| 13. Percentages of Pupils to total population, by provinces . . . . .                             | 69    |
| 14. Expenditure on education, by sources . . . . .  | 70    |
| 15. Expenditure on education, by objects . . . . .  | 72    |
| 16 (a) Number of boarders, reading in recognized institutions by management . . . . .             | 74    |
| 16 (b) Number of boarders, reading in recognized institutions, by standard of education . . . . . | 75    |

## II.—UNIVERSITIES AND ARTS COLLEGES.

|   |    |
|---|----|
| 17-A. Statistics of Universities in India (Institutions) . . . . .                                  | 76 |
| 17-B. Statistics of Universities in India (Students and Teachers) . . . . .                         | 81 |
| 18. Results of examinations in Arts and Science of Indian Universities . . . . .                    | 85 |
| 19. Results of examinations conducted by provincial Boards of Education . . . . .                   | 87 |
| 20. Number of undergraduates in institutions controlled by provincial Boards of Education . . . . . | 87 |
| 21 (a) Number of University graduates . . . . .   | 88 |
| 21 (b) Number of University undergraduates . . . . .  | 89 |
| 22. Results of examinations at conclusion of secondary and intermediate courses . . . . .           | 90 |
| 23. Classification of University students by race or creed . . . . .                                | 92 |
| 24. Classification of Arts students, by stages of instruction . . . . .                             | 93 |
| 25. Average annual cost of educating an Arts student . . . . .                                      | 95 |



**III.—SECONDARY SCHOOLS FOR BOYS.**

| Table.  | Page. |
|---|-------|
| 26. Secondary schools for boys . . . . .  | 96    |
| 27. Increase in secondary schools (for boys) and pupils in them . . . . .                                   | 97    |
| 28. Secondary schools for boys, by management . . . . .   | 99    |
| 29. High schools for boys, by periods . . . . .   | 101   |
| 30. Middle English schools for boys, by periods . . . . .   | 102   |
| 31. Middle vernacular schools for boys, by periods . . . . .  | 103   |
| 32. Race and creed of male pupils in secondary stage . . . . .  | 104   |
| 33. Distribution of pupils between secondary schools for boys under public and private management . . . . . | 105   |
| 34. Expenditure on secondary schools for boys, by sources . . . . .   | 106   |
| 35. Average annual cost of a secondary school for boys . . . . .  | 108   |
| 36. Average annual cost of educating a pupil in a secondary school for boys . . . . .                       | 109   |
| 37. Average annual fee per pupil in secondary schools for boys . . . . .                                    | 111   |
| 38. Grants-in-aid to secondary schools for boys . . . . .   | 112   |
| 39. Number and qualifications of teachers in secondary schools of all kinds . . . . .                       | 113   |
| 40. Proportion of trained and graduate teachers in secondary schools . . . . .                              | 114   |

**IV.—PRIMARY SCHOOLS FOR BOYS.**

|  |     |
|--|-----|
| 41. Primary schools for boys, by periods . . . . .   | 115 |
| 42. Primary schools for boys, by management . . . . .  | 116 |
| 43. Pupils in primary schools for boys, by periods . . . . .   | 118 |
| 44. Average number of pupils in a primary school for boys, by periods . . . . .                            | 119 |
| 45. Expenditure on primary schools for boys, by periods . . . . .  | 120 |
| 46. Expenditure on primary schools for boys, by sources . . . . .  | 121 |
| 47. Expenditure on primary schools for boys, by management . . . . .                                       | 123 |
| 48. Average annual expenditure on primary schools for boys, by management . . . . .                        | 124 |
| 49. Percentage of expenditure on primary schools from public funds . . . . .                               | 125 |
| 50. Average annual cost of educating a pupil in a primary school for boys . . . . .                        | 126 |
| 51. Average annual fee per pupil in a primary school for boys . . . . .                                    | 127 |
| 52. Average annual fee per pupil in a primary school for boys, by periods . . . . .                        | 128 |
| 53. Average annual fee per pupil in primary schools for boys, classified according to management . . . . . | 129 |
| 54. Number and qualifications of teachers in primary schools of all kinds . . . . .                        | 130 |

**V.—PROFESSIONAL EDUCATION,****(a) Training of Teachers.**

| Table.  | Page. |
|---|-------|
| 55. Number of teachers, by provinces and institutions . . . . .           | 131   |
| 56. Qualifications of teachers, by provinces . . . . .                    | 132   |
| 57. Training colleges, for males . . . . .                                | 133   |
| 58. Training schools for males . . . . .                                  | 133   |
| 59. Training institutions for males and pupils in them, by management .   | 134   |
| 60. Male students in Training Institutions by race or creed . . . . .     | 136   |
| 61. Training institutions for females and pupils in them . . . . .        | 137   |
| 62. Training institutions for females and pupils in them, by management . | 138   |
| 63. Female students in Training Institutions by race or creed . . . . .   | 140   |
| 64. Total expenditure on training colleges . . . . .                      | 141   |
| 65. Expenditure on training schools for males . . . . .                   | 142   |
| 66. Expenditure on training schools for females . . . . .                 | 143   |

**(b) Legal Education.**

|  |     |
|--|-----|
| 67. Law colleges and schools, pupils in them and expenditure . . . . . | 144 |
|--|-----|

**(c) Medical Education.**

|  |     |
|--|-----|
| 68. Government Medical Colleges with expenditure . . . . . | 145 |
| 69. Medical schools with expenditure . . . . .             | 145 |

**(d) Engineering Education.**

|   |     |
|---|-----|
| 70. Government engineering colleges and schools, with expenditure . . . . | 147 |
|---|-----|

**(e) Agricultural Education.**

|   |     |
|---|-----|
| 71. Government agricultural colleges with expenditure . . . . . | 148 |
|---|-----|

**VI.—INDUSTRIAL AND COMMERCIAL EDUCATION.**

|   |     |
|---|-----|
| 72. Technical and industrial schools, by periods . . . . .                  | 149 |
| 73. Technical and industrial schools, by management . . . . .               | 150 |
| 74. Expenditure on technical and industrial education, by sources . . . . . | 151 |
| 75. Schools of art . . . . .  | 152 |
| 76. Commercial schools, by management . . . . .                             | 153 |
| 77. Expenditure on commercial schools, by sources . . . . .                 | 155 |

**VII.—FEMALE EDUCATION.**

|  |     |
|--|-----|
| 78. Institutions for the education of girls, by management . . . . .                           | 156 |
| 79. Girls under instruction in all institutions, by periods . . . . .                          | 157 |
| 80. Distribution of girls under instruction between girls' schools and boys' schools . . . . . | 158 |
| 81. Girls under instruction in institutions for general education . . . . .                    | 159 |
| 82. Girls under instruction in institutions for vocational and special education               | 161 |
| 83. Girls under instruction in different classes of institutions, by periods .                 | 163 |
| 84. Girls' colleges, by management . . . . .   | 164 |
| 85. Girls' high schools, by management . . . . .   | 165 |

| Table.  | Page. |
|---|-------|
| 86. Girls' middle schools, by management . . . . .  | 166   |
| 87. Girls' primary schools, by management . . . . .   | 167   |
| 88. Expenditure on recognized institutions for girls . . . . .  | 168   |
| 89. Expenditure on recognized institutions for girls, by periods . . . . .                                      | 169   |
| 90. Expenditure on schools for general education of girls excluding European schools . . . . .                  | 170   |
| 91. Average annual fee per pupil in girls' schools for general education (excluding European schools) . . . . . | 171   |

### VIII.—EDUCATION OF SPECIAL COMMUNITIES.

#### (a) Education of Europeans.

|   |     |
|---|-----|
| 92. Institutions for Europeans, by periods . . . . .  | 172 |
| 93. Recognized institutions for Europeans, with pupils . . . . .  | 173 |
| 94. Recognized institutions for Europeans, by sex and standard of instruction . . . . .                             | 174 |
| 95. European pupils, by sex . . . . .   | 175 |
| 96. European pupils in different classes of institutions, by sex . . . . .  | 176 |
| 97. Expenditure on European institutions, by sources . . . . .  | 177 |
| 98. Average annual expenditure from Government funds and average annual fee per pupil in European schools . . . . . | 178 |

#### (b) Education of Muhammadans.

|   |     |
|---|-----|
| 99. Muhammadan pupils and population, with comparative percentages . . . . .                  | 179 |
| 100. Muhammadan pupils in institutions for general education . . . . .                        | 180 |
| 101. Muhammadan pupils in institutions for vocational and special education . . . . .         | 181 |
| 102. Muhammadans under instruction in different classes of institutions, by periods . . . . . | 183 |

### IX.—UNRECOGNIZED INSTITUTIONS.

|  |     |
|--|-----|
| 103. Unrecognised institutions, by provinces . . . . . | 185 |
|--|-----|

## PART III.—APPENDICES.

## APPENDIX I.—Statistics of Mission Institutions.

|  | Page. |
|--|-------|
| TABLE 1-A. Institutions for Males, with pupils . . . . .         | 191   |
| TABLE 1-B.—Expenditure on Institutions for Males . . . . .       | 199   |
| TABLE 2-A.—Institutions for Females, with Pupils . . . . .       | 207   |
| TABLE 2-B.—Expenditure on Institutions for Females . . . . .     | 215   |
| TABLE 3-A.—Total number of Institutions, with Pupils . . . . .   | 223   |
| TABLE 3-B.—Expenditure on total number of Institutions . . . . . | 231   |

## APPENDIX II.—Definitions of Terms.

|   |     |
|---|-----|
| Definitions of terms used in educational reports in India . . . . . | 239 |
|---|-----|

## APPENDIX III.—Educational Journals.

|   |     |
|---|-----|
| List of educational journals published in India . . . . . | 243 |
|---|-----|

## FOREWORD.

The statistics given in this volume relate to British India, *viz.*, the Governors' Provinces and the areas controlled or administered by the Government of India. In order to comprehend and interpret the figures included in the tables, especially those in Part II (Supplemental Tables), the following should be borne in mind : the figures for the North-West Frontier Province are included under those of the Punjab, of which it used to form a part, up to the year 1900-01 ; the figures relating to the eastern districts of Bengal are shown under Eastern Bengal and Assam from 1905-06 to 1910-11 and under Bengal Proper from 1911-12 onwards ; the figures for Bihar and Orissa are included under those of Bengal up to the year 1910-11 ; similarly the figures for Delhi are included under those of the Punjab up to 1910-11. It will be observed from these facts that, owing to the frequent redistribution of the political divisions of British India, the provincial figures, especially those of Assam, Bengal and the Punjab, are not in all cases strictly comparable from year to year. The total figures for British India are, in the same way, not comparable with those of the previous years in some cases : the figures for Ajmer-Merwara, Baluchistan and Bangalore being included in the all-India totals for the first time with effect from 1916-17 and those for the " Administered Areas " in Indian States for the first time from 1925-26.

2. The General Educational Tables for 1926-27 do not contain information about the stages of instruction of male and female pupils separately, but give the number of pupils reading in the different-classes of institutions for males and females. The figures for 1931-32 are therefore not strictly comparable with those of 1926-27 in so far as they relate to the *stages of instruction* of boys and girls.

A new table, giving the statistics of educational institutions in *rural* areas, was added to the General Educational Tables during the quinquennium. Provision has also been made in the existing Tables IV-A and B and V-A and B to show the number of scholars from rural areas studying in the different kinds of institutions.

As regards the figures for primary and secondary schools, it must be remembered that their classification is not uniform throughout British India. For example, vernacular schools with eight classes in Madras and Bombay are classified as ' primary ', while schools with six classes in the Punjab (lower middle schools) and middle vernacular schools in general are classified as ' secondary '. It should also be remembered that large numbers of pupils in the primary classes of secondary schools are shown as pupils in secondary schools. A diagram, showing the ' scheme of school classes ' in the different provinces, has been reproduced in Vol. I of the Review.

G. ANDERSON,

*Educational Commissioner*  
with the Government of India.

---

---

**PART I.**  
**GENERAL EDUCATIONAL TABLES FOR**  
**BRITISH INDIA, 1931-32.**

---

---

*General Summary of Educational Institutions and Scholars.*

| Area in square miles . . . . . | 1,094,152   | Percentage of Scholars to population. |       |                   |       |      |  |
|--------------------------------|-------------|---------------------------------------|-------|-------------------|-------|------|--|
|                                |             | Recognized Institutions.              |       | All Institutions. |       |      |  |
|                                |             | 1932.                                 | 1931. | 1932.             | 1931. |      |  |
| <b>Population—</b>             |             |                                       |       |                   |       |      |  |
| <b>Males</b> . . . . .         | 140,075,268 |                                       |       |                   |       |      |  |
| <b>Females</b> . . . . .       | 131,704,893 | <b>Males</b> . . . . .                | 6.96  | 8.99              | 7.33  | 7.36 |  |
| <b>Total</b> . . . . .         | 271,780,151 | <b>Females</b> . . . . .              | 1.80  | 1.72              | 1.80  | 1.80 |  |
|                                |             | <b>Total</b> . . . . .                | 4.46  | 4.44              | 4.70  | 4.67 |  |

| Recognized institutions.                | Institutions. |         |                       | Scholars.  |            |                       | Stages of Instruction of Scholars entered in column 4. |
|---|---------------|---------|-----------------------|------------|------------|-----------------------|--|
|   | 1932.         | 1931.   | Increase or decrease. | 1932.      | 1931.      | Increase or decrease. |  |
|   | 1             | 2       | 3                     | 4          | 5          | 6                     | 7  |
| <b>Universities</b> . . . . .           | 16            | 16      | ..                    | (e) 9,091  | 8,189      | -902                  | ..   |
| <i>For Males.</i>                       |               |         |                       |            |            |                       | (a) 21,874   |
| <b>Arts Colleges</b> . . . . .          | 223           | 224     | -1                    | 71,017     | 65,291     | +5,726                | (b) 46,714   |
|   |               |         |                       |            |            |                       | (c) 1,670  |
| <b>Professional Colleges.</b> . . . . . | 66            | 65      | +1                    | 17,765     | 16,752     | +1,013                | (a) 13,296   |
| <b>High Schools</b> . . . . .           | 2,801         | 2,724   | +77                   | 873,802    | 853,416    | +20,386               | (c) 606,843  |
| <b>Middle Schools</b> . . . . .         | 9,769         | 9,725   | +44                   | 1,219,638  | 1,240,229  | -20,541               | (d) 206,959  |
| <b>Primary Schools</b> . . . . .        | 168,835       | 172,230 | -3,395                | 8,155,647  | 8,114,480  | +41,167               | (c) 437,039  |
|   |               |         |                       |            |            |                       | (d) 782,649  |
| <b>Special Schools</b> . . . . .        | 6,870         | 8,491   | -1,621                | 255,218    | 300,058    | -44,840               | (d) 8,155,647*   |
| <b>Totals</b> . . . . .                 | 188,564       | 193,459 | -4,895                | 10,593,137 | 10,590,226 | +2,911                | ..   |
| <i>For Females.</i>                     |               |         |                       |            |            |                       | (a) 390  |
| <b>Arts Colleges</b> . . . . .          | 20            | 20      | ..                    | 1,337      | 1,546      | -209                  | (b) 957  |
| <b>Professional Colleges</b> . . . . .  | 8             | 8       | ..                    | 283        | 250        | +33                   | (c) ..   |
| <b>High Schools</b> . . . . .           | 324           | 312     | +12                   | 81,249     | 76,770     | +4,479                | (a) 182  |
| <b>Middle Schools</b> . . . . .         | 847           | 820     | +27                   | 122,780    | 115,996    | +6,784                | (b) 90   |
| <b>Primary Schools</b> . . . . .        | 32,635        | 32,154  | +481                  | 1,298,713  | 1,248,268  | +50,445               | (c) 40,723   |
|   |               |         |                       |            |            |                       | (d) 40,526   |
| <b>Special Schools</b> . . . . .        | 390           | 400     | -10                   | 15,876     | 15,592     | +284                  | (c) 22,942   |
|   |               |         |                       |            |            |                       | (d) 99,838   |
| <b>Totals</b> . . . . .                 | 34,224        | 33,714  | +510                  | 1,520,238  | 1,458,422  | +61,816               | (d) 1,208,713†   |
| <b>Unrecognized Institutions.</b>       |               |         |                       |            |            |                       | ..   |
| <b>For Males</b> . . . . .              | 30,746        | 30,686  | +60                   | 551,837    | 546,403    | +5,434                | ..   |
| <b>For Females</b> . . . . .            | 4,242         | 4,193   | +49                   | 92,234     | 85,846     | +6,388                | ..   |
| <b>Totals</b> . . . . .                 | 34,988        | 34,879  | +109                  | 644,071    | 632,249    | +11,822               | ..   |
| <b>Grand Totals</b> . . . . .           | 257,792       | 262,068 | -4,276                | 12,766,537 | 12,689,085 | +77,451               | ..   |

(a) In Graduate and post-graduate classes.

(b) In Intermediate classes.

(c) In secondary stage.

(d) In Primary stage.

(e) Includes 331 Scholars of Professional Colleges in Burma and 104 Law Scholars in Delhi.

\* Includes 1,185 Scholars in Secondary stage in Bihar and Orissa and Assam.

† Includes 134 Scholars in Secondary stage in Bihar and Orissa and Assam.

N. B. 1.—There are also 6 Boards of Secondary and Intermediate Education in British India which are not separately shown in this table.

N. B. 2.—Details under column 7 do not in some cases agree with the totals under column 4 as classification by stages in respect of all scholars has not been furnished by all provinces.

## General Summary of

|   | Total expenditure.  |                     |                             | Percentage of expen  |                      |
|---|---------------------|---------------------|-----------------------------|----------------------|----------------------|
|   | 1932.               | 1931.               | Increase<br>or<br>decrease. | Government<br>funds. | *<br>Local<br>funds. |
|   | 1                   | 2                   | 3                           | 4                    | 5                    |
|   | Rs.                 | Rs.                 | Rs.                         |                      |                      |
| Direction and Inspection . . . . .                | 1,14,07,101         | 1,18,92,014         | —4,84,913                   | 92·9                 | 7·0                  |
| Universities . . . . .                            | 1,32,07,788         | 1,35,63,245         | —3,55,457                   | 46·3                 | ..                   |
| Boards of Secondary and<br>Intermediate Education | 3,23,857            | 3,29,469            | —5,612                      | 17·8                 | ..                   |
| †Miscellaneous . . . . .                          | 4,09,62,680         | 4,86,91,886         | —77,29,206                  | 37·9                 | 13·6                 |
| <b>TOTALS</b>                                     | <b>6,59,01,426</b>  | <b>7,44,76,614</b>  | <b>—85,75,188</b>           | <b>49·0</b>          | <b>9·7</b>           |
| <i>Institutions for Males.</i>                    |                     |                     |                             |                      |                      |
| Arts Colleges . . . . .                           | 1,39,69,014         | 1,40,91,736         | —1,22,722                   | 40·8                 | 0·3                  |
| Professional Colleges . . . . .                   | 78,31,648           | 81,08,352           | —2,76,704                   | 69·2                 | 2·0                  |
| High Schools . . . . .                            | 4,70,06,873         | 4,73,34,242         | —3,27,569                   | 31·0                 | 4·3                  |
| Middle Schools . . . . .                          | 2,47,97,586         | 2,60,29,232         | —2,31,646                   | 38·6                 | 25·0                 |
| Primary Schools . . . . .                         | 6,80,98,169         | 6,82,07,867         | —1,09,698                   | 50·1                 | 33·2                 |
| Special Schools . . . . .                         | 1,59,28,095         | 1,74,66,412         | —15,38,317                  | 63·7                 | 4·2                  |
| <b>TOTALS</b>                                     | <b>17,76,31,185</b> | <b>18,02,37,841</b> | <b>—26,06,656</b>           | <b>44·9</b>          | <b>17·8</b>          |
| <i>Institutions for Females.</i>                  |                     |                     |                             |                      |                      |
| Arts Colleges . . . . .                           | 5,39,720            | 5,69,772            | —30,052                     | 58·3                 | 0·1                  |
| Professional Colleges . . . . .                   | 3,06,514            | 3,25,235            | —18,721                     | 82·9                 | ..                   |
| High Schools . . . . .                            | 74,56,335           | 71,90,197           | +2,66,138                   | 41·3                 | 1·7                  |
| Middle Schools . . . . .                          | 41,92,243           | 41,85,318           | +6,925                      | 40·6                 | 13·8                 |
| Primary Schools . . . . .                         | 1,31,62,121         | 1,32,34,050         | —71,929                     | 42·5                 | 38·2                 |
| Special Schools . . . . .                         | 26,67,078           | 29,42,419           | —2,75,341                   | 61·4                 | 2·6                  |
| <b>TOTALS</b>                                     | <b>2,83,24,011</b>  | <b>2,84,46,991</b>  | <b>—1,22,980</b>            | <b>44·5</b>          | <b>20·5</b>          |
| <b>GRAND TOTALS</b>                               | <b>27,18,56,822</b> | <b>28,31,61,446</b> | <b>—1,13,04,824</b>         | <b>45·8</b>          | <b>16·1</b>          |

N.B.—For explanation of certain terms used in the tables please see overleaf.

\* Includes both District Board and Municipal Funds.

† Includes expenditure on buildings.



*Expenditure on Education.*

| Expenditure from |                | Cost per Scholar to |                |           |                | Total cost per scholar. |   |
|------------------|----------------|---------------------|----------------|-----------|----------------|-------------------------|---|
| Fees.            | Other sources. | Government funds.   | * Local funds. | Fees.     | Other sources. |                         |   |
|                  |                | Rs. A. P.           | Rs. A. P.      | Rs. A. P. | Rs. A. P.      | Rs. A. P.               |   |
| ..               | 0.1            | ..                  | ..             | ..        | ..             | ..                      | Direction and Inspection.                       |
| 38.3             | 15.4           | ..                  | ..             | ..        | ..             | ..                      | Universities.                                   |
| 82.2             | ..             | ..                  | ..             | ..        | ..             | ..                      | Boards of Secondary and Intermediate Education. |
| 17.6             | 30.9           | ..                  | ..             | ..        | ..             | ..                      | †Miscellaneous.                                 |
| 19.0             | 22.3           | ..                  | ..             | ..        | ..             | ..                      | TOTALS.   |
|                  |                |                     |                |           |                |                         | <i>Institutions for Males.</i>                  |
| 46.3             | 12.6           | 81 14 9             | 0 10 4         | 92 15 1   | 25 4 11        | 200 13 1                | Arts Colleges.                                  |
| 24.1             | 4.7            | 297 10 7            | 8 13 4         | 103 8 3   | 20 4 9         | 430 4 11                | Professional Colleges.                          |
| 51.6             | 13.1           | 15 15 2             | 2 3 7          | 26 9 1    | 6 11 9         | 51 7 7                  | High Schools.                                   |
| 26.2             | 10.2           | 7 13 5              | 5 1 5          | 5 5 3     | 2 1 3          | 20 5 4                  | Middle Schools.                                 |
| 7.2              | 9.5            | 4 2 11              | 2 12 4         | 0 9 7     | 0 12 9         | 8 5 7                   | Primary Schools.                                |
| 12.0             | 20.1           | 39 12 1             | 2 10 4         | 7 7 5     | 12 8 8         | 62 6 6                  | Special Schools.                                |
| 25.8             | 11.5           | 7 8 3               | 2 15 9         | 4 5 1     | 1 14 11        | 16 12 0                 | TOTALS  |
|                  |                |                     |                |           |                |                         | <i>Institutions for Females.</i>                |
| 19.0             | 22.6           | 288 8 9             | 0 10 3         | 93 15 5   | 111 13 2       | 494 15 7                | Arts Colleges.                                  |
| 11.5             | 5.6            | 897 6 7             | ..             | 124 11 2  | 60 15 8        | 1,083 1 5               | Professional Colleges.                          |
| 34.3             | 22.7           | 37 4 2              | 1 8 9          | 30 15 7   | 20 7 10        | 90 4 4                  | High Schools.                                   |
| 15.4             | 30.2           | 13 14 1             | 4 11 4         | 5 4 0     | 10 4 11        | 34 2 4                  | Middle Schools.                                 |
| 3.5              | 15.8           | 4 4 11              | 3 14 0         | 0 5 8     | 1 9 7          | 10 2 2                  | Primary Schools.                                |
| 5.2              | 30.8           | 103 1 10            | 4 4 8          | 8 12 1    | 51 13 4        | 167 15 11               | Special Schools.                                |
| 13.8             | 21.2           | 8 4 7               | 3 13 1         | 2 9 3     | 3 15 2         | 18 10 1                 | TOTALS.   |
| 22.9             | 15.2           | 10 4 5              | 3 9 10         | 5 2 2     | 3 6 4          | 22 6 9                  | GRAND TOTALS.                                   |

## EXPLANATIONS.

1. *School Year*.—In these tables the school year is assumed to coincide with the financial year, i.e., to extend from April 1st of one year to March 31st of the next, though in actual practice some institutions, e.g., European schools, may close in December and others, e.g., colleges, in May.

2. *Recognised Institutions* are those in which the course of study followed is that which is prescribed or recognised by the Department of Public Instruction or by a University or a Board of Secondary and Intermediate Education constituted by law and which satisfy one or more of these authorities, as the case may be, that they attain to a reasonable standard of efficiency. They are open to inspection and their pupils are ordinarily eligible for admission to public examinations and tests held by the Department or the University or the Board.

3. *Unrecognised Institutions* are those which do not come under the above definition of recognised institutions. They are for the most part indigenous institutions for education of a religious character.

4. *Other sources* include income from endowments, subscriptions, contributions, etc.

5. *Classification*.—In Tables IV-A and IV-B, provision has been made for twelve school classes covering the primary, middle and high school sections. The figures for the lowest class in the primary section or school, whether called infant class, sub-standard A, preparatory class or class I, should be entered against class I in the tables and the figures of the succeeding higher classes should be shown against Classes II, III, IV, etc., up to the end of the school course without any break in the sequence of classes. Should the number of classes be less than twelve in a school, the figures of the top class should be shown against Classes XI, X or IX according as the total number of classes is eleven, ten or nine, and so on. Where the number of classes exceeds twelve, the figures of the additional classes should be shown after Class XII for each class separately. The figures of the intermediate classes of Intermediate Colleges should not be shown under "school education", but should be entered against 1st year and 2nd year intermediate classes under "university and intermediate education". As a general rule, the duration of each class is taken to be one scholastic year.

6. *Intermediate colleges and examinations*.—An "Intermediate college" means an institution preparing students for admission to the degree courses of a University or for entrance into vocational colleges. The intermediate examination means an examination qualifying for admission to a course of studies for a degree.

7. *European scholars* are included in the General Summary and General Tables II-A and B, IV-A and B, V-A and B, VIII and IX. The expenditure on European Schools is included in the General Summary and General Tables III-A and B. Teachers in European Schools are included in Tables VI-A and B.

8. All statistics refer to Recognised Institutions only, except where side-headings for Unrecognised Institutions are entered.

9. In Tables IV-A and B and V-A and B, the top-heading "*Hindus*" may be subdivided into such necessary sub-headings as may be considered suitable in each province, e.g., "Higher castes" and "Depressed" or "Backward classes", or "Brahmins" and "Non-Brahmins", etc. [In the consolidated tables, for all India, all Hindu scholars will, however, be entered in one column only.]

10. Table X is prepared at the end of each Quinquennium and gives figures for the last year of the Quinquennium only.

11. In calculating the expenditure from Government, District Board or Municipal Funds, entered in Tables III-A and B and other expenditure tables, all payments or contributions from fees and other sources, which are credited to such funds, should be deducted.

---

---

**I.—Classification of Educational Institutions.**

---

---

## I.—Classification of

|  | For Males.  |                 |                  |         |          |         |
|--|-------------|-----------------|------------------|---------|----------|---------|
|  | Government. | District Board. | Municipal Board. | Aided.  | Unaided. | Total.  |
|  | 1           | 2               | 3                | 4       | 5        | 6       |
| <b>RECOGNISED INSTITUTIONS.</b>                |             |                 |                  |         |          |         |
| <i>Universities</i>                            | ..          | ..              | ..               | 16      | ..       | 16      |
| Boards of Secondary and Intermediate Education | 4           | ..              | ..               | 2       | ..       | 6       |
| <b>Colleges—</b>                               |             |                 |                  |         |          |         |
| Arts and Science*                              | 33          | 1               | ..               | 82      | 14       | 130     |
| Law  | 4           | ..              | ..               | 3       | 5        | 12      |
| Medicine                                       | 7           | ..              | 1                | 2       | ..       | 10      |
| Education                                      | 15          | ..              | ..               | 1       | ..       | (a) 16  |
| Engineering                                    | 6           | ..              | ..               | 1       | ..       | 7       |
| Agriculture                                    | 7           | ..              | ..               | ..      | 1        | 8       |
| Commerce                                       | 1           | ..              | ..               | 5       | 1        | 7       |
| Forestry                                       | 2           | ..              | ..               | ..      | ..       | 2       |
| Veterinary Science                             | 4           | ..              | ..               | ..      | ..       | 4       |
| Intermediate and 2nd grade Colleges            | 28          | ..              | 1                | 50      | 14       | 93      |
| <b>TOTALS</b>                                  | 107         | 1               | 2                | 144     | 35       | 289     |
| High Schools                                   | 328         | 167             | 101              | 1,560   | 645      | 2,801   |
| Middle Schools                                 | 102         | 565             | 162              | 2,253   | 793      | 3,875   |
| { English                                      |             |                 |                  |         |          |         |
| { Vernacular                                   | 52          | 4,725           | 92               | 1,004   | 21       | 5,894   |
| Primary Schools                                | 2,377       | 58,704          | 4,596            | 94,066  | 9,092    | 168,835 |
| <b>TOTALS</b>                                  | 2,859       | 64,161          | 4,951            | 98,883  | 10,551   | 181,405 |
| <b>Special Schools—</b>                        |             |                 |                  |         |          |         |
| Art  | 6           | 1               | 1                | 6       | 2        | 16      |
| Law  | 2           | ..              | ..               | ..      | ..       | 2       |
| Medical  | 20          | ..              | ..               | 5       | 2        | 27      |
| Normal and Training                            | 309         | 68              | 12               | 39      | 7        | 425     |
| Engineering†                                   | 9           | ..              | ..               | 1       | 1        | 11      |
| Technical and Industrial                       | 133         | 16              | 9                | 220     | 15       | 393     |
| Commercial                                     | 19          | ..              | ..               | 22      | 89       | 130     |
| Agricultural                                   | 7           | 1               | 1                | 3       | ..       | 12      |
| Reformatory                                    | 10          | ..              | ..               | 3       | ..       | 13      |
| Schools for Defectives                         | 1           | ..              | 1                | 26      | 2        | 30      |
| Schools for Adults                             | 16          | 515             | 148              | 1,078   | 421      | 2,178   |
| Other Schools                                  | 66          | 17              | 9                | 2,915   | 626      | 3,633   |
| <b>TOTALS</b>                                  | 598         | 608             | 181              | 4,318   | 1,165    | 6,870   |
| <b>TOTALS FOR RECOGNISED INSTITUTIONS</b>      | 3,568       | 64,770          | 5,134            | 103,363 | 11,751   | 188,586 |
| <b>UNRECOGNISED INSTITUTIONS</b>               | ..          | 56              | 6                | 98      | 30,586   | 30,746  |
| <b>GRAND TOTALS, ALL INSTITUTIONS</b>          | 3,568       | 64,826          | 5,140            | 103,461 | 42,337   | 219,332 |

\* Includes 3 Oriental Colleges.

† Include Survey Schools.

(a) Includes Prince of Wales' Royal Indian Military College, Dehra Dun.

*Educational Institutions.*

| For Females. |                 |                  |        |          |        |   |
|--------------|-----------------|------------------|--------|----------|--------|---|
| Government.  | District Board. | Municipal Board. | Aided. | Unaided. | Total. |   |
| 7            | 8               | 9                | 10     | 11       | 12     |   |
| ..           | ..              | ..               | ..     | ..       | ..     | RECOGNISED INSTITUTIONS.                        |
| ..           | ..              | ..               | ..     | ..       | ..     | <i>Universities.</i>                            |
| 3            | ..              | ..               | 6      | 2        | 11     | Boards of Secondary and Intermediate Education. |
| ..           | ..              | ..               | ..     | ..       | ..     | Colleges—                                       |
| ..           | ..              | ..               | 1      | ..       | 1      | Arts and Science*.                              |
| 2            | ..              | ..               | 3      | 2        | 7      | Law.  |
| ..           | ..              | ..               | ..     | ..       | ..     | Medicine.                                       |
| ..           | ..              | ..               | ..     | ..       | ..     | Education.                                      |
| ..           | ..              | ..               | ..     | ..       | ..     | Engineering.                                    |
| ..           | ..              | ..               | ..     | ..       | ..     | Agriculture.                                    |
| ..           | ..              | ..               | ..     | ..       | ..     | Commerce.                                       |
| ..           | ..              | ..               | ..     | ..       | ..     | Forestry.                                       |
| ..           | ..              | ..               | ..     | ..       | ..     | Veterinary Science.                             |
| 2            | ..              | ..               | 7      | ..       | 9      | Intermediate and 2nd grade Colleges.            |
| 7            | ..              | ..               | 17     | 4        | 28     | TOTALS.   |
| 49           | 2               | 1                | 260    | 12       | 324    | High Schools.                                   |
| 31           | 1               | 14               | 284    | 27       | 357    | English   |
| 98           | 50              | 80               | 258    | 4        | 490    | Vernacular. } Middle Schools.                   |
| 370          | 6,789           | 1,710            | 19,634 | 4,132    | 32,635 | Primary Schools.                                |
| 548          | 6,842           | 1,805            | 20,436 | 4,175    | 33,806 | TOTALS.   |
| ..           | ..              | ..               | ..     | ..       | ..     | Special Schools—                                |
| ..           | ..              | ..               | ..     | ..       | ..     | Art.  |
| 2            | ..              | ..               | 2      | ..       | 4      | Law.  |
| 110          | ..              | 4                | 88     | 7        | 209    | Medical.  |
| ..           | ..              | ..               | ..     | ..       | ..     | Normal and Training.                            |
| 2            | ..              | 1                | 80     | 7        | 90     | Engineering. †                                  |
| ..           | ..              | ..               | 5      | ..       | 5      | Technical and Industrial.                       |
| ..           | ..              | ..               | 1      | ..       | 1      | Commercial.                                     |
| ..           | ..              | ..               | ..     | ..       | ..     | Agricultural.                                   |
| ..           | ..              | ..               | 4      | ..       | 4      | Reformatory.                                    |
| 2            | 1               | ..               | 13     | 4        | 20     | Schools for Defectives.                         |
| 26           | 1               | ..               | 28     | 2        | 57     | Schools for Adults.                             |
| ..           | ..              | ..               | ..     | ..       | ..     | Other Schools.                                  |
| 142          | 2               | 5                | 221    | 20       | 390    | TOTALS.   |
| 697          | 6,844           | 1,810            | 20,674 | 4,199    | 34,224 | TOTALS FOR RECOGNISED INSTITUTIONS.             |
| ..           | 4               | 17               | 26     | 4,195    | 4,242  | UNRECOGNISED INSTITUTIONS.                      |
| 697          | 6,848           | 1,827            | 20,700 | 8,394    | 38,466 | GRAND TOTALS, ALL INSTITUTIONS.                 |

## II-A.—Distribution of Scholars attending

|   | Government                           |                                |  | District Board.                      |                                |  |
|---|--------------------------------------|--------------------------------|--|--------------------------------------|--------------------------------|--|
|   | Scholars on roll on March 31st.<br>1 | Average daily attendance.<br>2 | No. of residents in approved hostels.<br>3 | Scholars on roll on March 31st.<br>4 | Average daily attendance.<br>5 | No. of residents in approved hostels.<br>6 |
| <b>READING</b>                                      |                                      |                                |  |                                      |                                |  |
| <b>IN RECOGNISED INSTITUTIONS.</b>                  |                                      |                                |  |                                      |                                |  |
| <i>University and Intermediate Education. (a).</i>  |                                      |                                |  |                                      |                                |  |
| Arts and Science (b) and (c) . . . . .              | 18,566                               | 15,648                         | 5,301                                      | 80                                   | 77                             | 73   |
| Law . . . . .                                       | 1,452                                | 1,156                          | 300  | ..                                   | ..                             | ..   |
| Medicine . . . . .                                  | 2,617                                | 2,327                          | 1,032                                      | ..                                   | ..                             | ..   |
| Education . . . . .                                 | 1,203                                | 1,142                          | 941  | ..                                   | ..                             | ..   |
| Engineering . . . . .                               | 1,407                                | 1,321                          | 1,032                                      | ..                                   | ..                             | ..   |
| Agriculture . . . . .                               | 902                                  | 841                            | 630  | ..                                   | ..                             | ..   |
| Commerce . . . . .                                  | 314                                  | 244                            | 65   | ..                                   | ..                             | ..   |
| Forestry . . . . .                                  | 68                                   | 66                             | 30   | ..                                   | ..                             | ..   |
| Veterinary Science . . . . .                        | 489                                  | 458                            | 428  | ..                                   | ..                             | ..   |
| <b>TOTALS</b> . . . . .                             | <b>27,018</b>                        | <b>23,203</b>                  | <b>9,759</b>                               | <b>80</b>                            | <b>77</b>                      | <b>73</b>                                  |
| <i>School and Special Education.</i>                |                                      |                                |  |                                      |                                |  |
| In High Schools . . . . .                           | 112,510                              | 102,321                        | 11,677                                     | 52,327                               | 48,077                         | 2,323                                      |
| „ Middle Schools { English . . . . .                | 15,229                               | 14,016                         | 1,433                                      | 65,304                               | 54,872                         | 2,479                                      |
| „ Middle Schools { Vernacular . . . . .             | 6,914                                | 5,786                          | 869  | 463,011                              | 551,350                        | 31,384                                     |
| „ Primary Schools . . . . .                         | 105,693                              | 84,395                         | 762  | 3,407,818                            | 2,593,870                      | 1,238                                      |
| <b>TOTALS</b> . . . . .                             | <b>240,346</b>                       | <b>206,518</b>                 | <b>14,741</b>                              | <b>4,188,460</b>                     | <b>3,248,169</b>               | <b>37,424</b>                              |
| In Art Schools . . . . .                            | 1,670                                | 1,459                          | 108  | 37                                   | 33                             | ..   |
| „ Law „ . . . . .                                   | 127                                  | 118                            | ..   | ..                                   | ..                             | ..   |
| „ Medical Schools . . . . .                         | 4,681                                | 4,122                          | 1,520                                      | ..                                   | ..                             | ..   |
| „ Normal and Training Schools . . . . .             | 18,078                               | 16,631                         | 9,634                                      | 593                                  | 582                            | 544  |
| „ Engineering Schools* . . . . .                    | 1,942                                | 1,798                          | 791  | ..                                   | ..                             | ..   |
| „ Technical and Industrial Schools . . . . .        | 9,231                                | 7,790                          | 1,753                                      | 1,010                                | 790                            | 112  |
| „ Commercial Schools . . . . .                      | 1,191                                | 1,116                          | 70   | ..                                   | ..                             | ..   |
| „ Agricultural „ . . . . .                          | 207                                  | 179                            | 168  | 23                                   | 20                             | 23   |
| „ Reformatory „ . . . . .                           | 1,807                                | 1,756                          | 1,586                                      | ..                                   | ..                             | ..   |
| „ Schools for Defectives . . . . .                  | 28                                   | 24                             | 19   | ..                                   | ..                             | ..   |
| „ Schools for Adults . . . . .                      | 787                                  | 684                            | ..   | 11,534                               | 9,670                          | ..   |
| „ Other Schools . . . . .                           | 6,251                                | 5,107                          | 1,633                                      | 568                                  | 433                            | 157  |
| <b>TOTALS</b> . . . . .                             | <b>46,000</b>                        | <b>40,784</b>                  | <b>17,282</b>                              | <b>13,765</b>                        | <b>11,528</b>                  | <b>836</b>                                 |
| <b>TOTALS FOR RECOGNISED INSTITUTIONS</b> . . . . . | <b>313,364</b>                       | <b>270,505</b>                 | <b>41,782</b>                              | <b>4,202,305</b>                     | <b>3,259,774</b>               | <b>38,333</b>                              |
| <b>IN UNRECOGNISED INSTITUTIONS</b> . . . . .       | ..                                   | ..                             | ..   | 1,932                                | 1,327                          | 3  |
| <b>GRAND TOTALS. ALL INSTITUTIONS FOR MALES</b>     | <b>313,364</b>                       | <b>270,505</b>                 | <b>41,782</b>                              | <b>4,204,237</b>                     | <b>3,261,101</b>               | <b>38,336</b>                              |

(a) Scholars reading more than one of the following subjects should

(b) Includes 449 scholars also reading Law, and 56 students of

(c) Includes 792 scholars in *Oriental Colleges* and 435 scholars in

\*Include Survey Schools.

*Educational Institutions for Males.*

| Municipal Board.                |                           |                                       | Aided.                          |                           |                                       |  |
|---------------------------------|---------------------------|---------------------------------------|---------------------------------|---------------------------|---------------------------------------|--|
| Scholars on roll on March 31st. | Average daily attendance. | No. of residents in approved hostels. | Scholars on roll on March 31st. | Average daily attendance. | No. of residents in approved hostels. |  |
| 7                               | 8                         | 9                                     | 10                              | 11                        | 12                                    |  |
| 105                             | 104                       | 10                                    | 49,106                          | 41,168                    | 14,298                                | <b>READING</b>                                     |
| ..                              | ..                        | ..                                    | 3,702                           | 3,252                     | 957                                   | IN RECOGNISED INSTITUTIONS.                        |
| 305                             | 255                       | 133                                   | 1,153                           | 1,088                     | 534                                   | <i>University and Intermediate Education. (a).</i> |
| ..                              | ..                        | ..                                    | 222                             | 203                       | 157                                   | Arts and Science (b) and (c).                      |
| ..                              | ..                        | ..                                    | 764                             | 711                       | 542                                   | Law.   |
| ..                              | ..                        | ..                                    | 10                              | 10                        | 10                                    | Medicine.  |
| ..                              | ..                        | ..                                    | 1,061                           | 887                       | 371                                   | Education.   |
| ..                              | ..                        | ..                                    | 19                              | 19                        | 9                                     | Engineering.                                       |
| ..                              | ..                        | ..                                    | ..                              | ..                        | ..                                    | Agriculture.                                       |
| ..                              | ..                        | ..                                    | ..                              | ..                        | ..                                    | Commerce.  |
| ..                              | ..                        | ..                                    | ..                              | ..                        | ..                                    | Forestry.  |
| ..                              | ..                        | ..                                    | ..                              | ..                        | ..                                    | Veterinary Science.                                |
| 410                             | 359                       | 143                                   | 56,037                          | 47,338                    | 16,878                                | <b>TOTALS.</b>                                     |
| 38,958                          | 35,766                    | 806                                   | 510,995                         | 448,587                   | 39,294                                | <i>School and Special Education</i>                |
| 27,720                          | 24,867                    | 592                                   | 238,383                         | 198,663                   | 10,334                                | In High Schools.                                   |
| 16,921                          | 14,695                    | 388                                   | 117,476                         | 115,532                   | 4,321                                 | English } Middle                                   |
| 629,415                         | 489,340                   | 8                                     | 3,729,174                       | 3,057,390                 | 10,959                                | Vernacular } Schools                               |
| 713,014                         | 564,668                   | 1,794                                 | 4,596,028                       | 3,820,172                 | 64,908                                | .. Primary Schools.                                |
| 279                             | 240                       | ..                                    | 412                             | 327                       | 48                                    | <b>TOTALS.</b>                                     |
| ..                              | ..                        | ..                                    | ..                              | ..                        | ..                                    | In Art Schools.                                    |
| ..                              | ..                        | ..                                    | 841                             | 688                       | 38                                    | .. Law ..  |
| 177                             | 167                       | 6                                     | 2,782                           | 2,650                     | 1,369                                 | .. Medical Schools.                                |
| ..                              | ..                        | ..                                    | 105                             | 91                        | ..                                    | .. Normal and Training Schools.                    |
| 362                             | 284                       | 29                                    | 10,747                          | 8,769                     | 3,378                                 | .. Engineering Schools*.                           |
| ..                              | ..                        | ..                                    | 1,462                           | 1,224                     | 56                                    | .. Technical and Industrial Schools.               |
| 32                              | 24                        | ..                                    | 162                             | 124                       | 64                                    | .. Commercial Schools.                             |
| ..                              | ..                        | ..                                    | 487                             | 508                       | 487                                   | .. Agricultural ..                                 |
| 11                              | 7                         | ..                                    | 1,056                           | 856                       | 617                                   | .. Reformatory ..                                  |
| 3,841                           | 2,570                     | ..                                    | 30,939                          | 23,604                    | ..                                    | .. Schools for Defectives.                         |
| 378                             | 275                       | ..                                    | 102,759                         | 84,987                    | 15,193                                | .. Schools for Adults.                             |
| 5,080                           | 3,557                     | 35                                    | 151,752                         | 123,828                   | 21,250                                | .. Other Schools.                                  |
| 718,504                         | 568,584                   | 1,972                                 | 4,803,817                       | 3,991,338                 | 103,636                               | <b>TOTALS FOR RECOGNISED INSTITUTIONS.</b>         |
| 350                             | 288                       | ..                                    | 5,458                           | 4,449                     | ..                                    | IN UNRECOGNISED INSTITUTIONS                       |
| 718,854                         | 568,872                   | 1,972                                 | 4,809,275                       | 3,995,787                 | 103,636                               | <b>GRAND TOTALS, ALL INSTITUTIONS FOR MALES.</b>   |

be entered under only one head.

Ravenshaw college in Bihar and Orissa reading Law only.

Ordnance departments of the Lucknow and Benares Hindu Universities.

## II-A.—Distribution of Scholars attending Educational Institutions for Males—contd.

|  | Unaided.                        |                           |                                       | Grand total of scholars on rolls. | Grand total of average attendance. | Grand total of residents in approved hostels. | Number of females, included in col. 16. |
|--|---------------------------------|---------------------------|---------------------------------------|-----------------------------------|------------------------------------|---|---|
|  | Scholars on roll on March 31st. | Average daily attendance. | No. of residents in approved hostels. |                                   |                                    |   |   |
|  | 13                              | 14                        | 15                                    | 16                                | 17                                 | 18  | 19                                      |
| <b>READING</b>                                     |                                 |                           |                                       |                                   |                                    |   |   |
| <b>IN RECOGNISED INSTITUTIONS.</b>                 |                                 |                           |                                       |                                   |                                    |   |   |
| <i>University and Intermediate Education. (a).</i> |                                 |                           |                                       |                                   |                                    |   |   |
| Arts and Science (b) and (c) . . . . .             | 11,816                          | 9,328                     | 2,851                                 | 79,673                            | 66,325                             | 22,533  | 1,629                                   |
| Law . . . . .                                      | 1,997                           | 1,627                     | 433                                   | 7,151                             | 6,035                              | 1,690   | 21                                      |
| Medicine . . . . .                                 | ..                              | ..                        | ..                                    | 4,075                             | 3,670                              | 1,699   | 202                                     |
| Education . . . . .                                | ..                              | ..                        | ..                                    | (d)1,425                          | 1,345                              | 1,098   | 71                                      |
| Engineering . . . . .                              | ..                              | ..                        | ..                                    | 2,171                             | 2,032                              | 1,574   | ..                                      |
| Agriculture . . . . .                              | 30                              | 26                        | 29                                    | 942                               | 877                                | 669   | ..                                      |
| Commerce . . . . .                                 | 485                             | 354                       | ..                                    | 1,860                             | 1,485                              | 436   | 2                                       |
| Forestry . . . . .                                 | ..                              | ..                        | ..                                    | 87                                | 85                                 | 39  | ..                                      |
| Veterinary Science . . . . .                       | ..                              | ..                        | ..                                    | 489                               | 458                                | 428   | ..                                      |
| <b>TOTALS</b>                                      | <b>14,328</b>                   | <b>11,335</b>             | <b>3,313</b>                          | <b>97,873</b>                     | <b>82,312</b>                      | <b>30,166</b>                                 | <b>1,925</b>                            |
| <i>School and Special Education.</i>               |                                 |                           |                                       |                                   |                                    |   |   |
| In High Schools                                    | 159,012                         | 128,095                   | 5,896                                 | 873,802                           | 762,846                            | 59,996  | 17,600                                  |
| .. Middle Schools                                  | 67,134                          | 54,117                    | 1,341                                 | 413,770                           | 346,535                            | 16,179  | 8,678                                   |
| .. Primary Schools                                 | 283,547                         | 222,371                   | 114                                   | 8,155,647                         | 6,447,366                          | 13,081  | 831,224                                 |
| <b>TOTALS</b>                                      | <b>511,289</b>                  | <b>405,909</b>            | <b>7,493</b>                          | <b>10,249,137</b>                 | <b>8,245,436</b>                   | <b>126,360</b>                                | <b>912,559</b>                          |
| In Art Schools . . . . .                           | 56                              | 43                        | 18                                    | 2,454                             | 2,102                              | 174   | 88                                      |
| .. Law . . . . .                                   | ..                              | ..                        | ..                                    | 127                               | 118                                | ..  | ..                                      |
| .. Medical Schools . . . . .                       | 675                             | 565                       | 224                                   | 6,197                             | 5,375                              | 1,782   | 138                                     |
| .. Normal and Training Schools . . . . .           | 193                             | 180                       | 173                                   | 21,823                            | 20,200                             | 11,726  | 137                                     |
| .. Engineering Schools* . . . . .                  | 15                              | 12                        | ..                                    | 2,062                             | 1,901                              | 791   | ..                                      |
| .. Technical and Industrial Schools . . . . .      | 441                             | 366                       | ..                                    | 21,791                            | 17,999                             | 5,272   | 260                                     |
| .. Commercial Schools . . . . .                    | 3,469                           | 2,535                     | 14                                    | 8,122                             | 4,875                              | 140   | 138                                     |
| .. Agricultural . . . . .                          | ..                              | ..                        | ..                                    | 424                               | 347                                | 255   | ..                                      |
| .. Reformatory . . . . .                           | ..                              | ..                        | ..                                    | 2,294                             | 2,264                              | 2,073   | 18                                      |
| .. Schools for Defectives . . . . .                | 32                              | 32                        | 32                                    | 1,127                             | 919                                | 688   | 189                                     |
| .. Schools for Adults . . . . .                    | 9,784                           | 7,708                     | ..                                    | 56,835                            | 44,236                             | ..  | 437                                     |
| .. Other Schools . . . . .                         | 23,956                          | 18,495                    | 943                                   | 133,912                           | 109,297                            | 17,926  | 1,853                                   |
| <b>TOTALS</b>                                      | <b>38,621</b>                   | <b>29,936</b>             | <b>1,404</b>                          | <b>255,218</b>                    | <b>209,633</b>                     | <b>40,807</b>                                 | <b>3,258</b>                            |
| <b>TOTALS FOR RECOGNISED INSTITUTIONS</b>          | <b>564,238</b>                  | <b>447,180</b>            | <b>12,210</b>                         | <b>10,602,228</b>                 | <b>8,537,381</b>                   | <b>197,333</b>                                | <b>917,742</b>                          |
| <b>IN UNRECOGNISED INSTITUTIONS</b>                | <b>544,097</b>                  | <b>364,605</b>            | <b>1,049</b>                          | <b>551,837</b>                    | <b>370,669</b>                     | <b>1,052</b>                                  | <b>40,478</b>                           |
| <b>GRAND TOTALS, ALL INSTITUTIONS FOR MALES</b>    | <b>1,108,335</b>                | <b>811,785</b>            | <b>13,259</b>                         | <b>11,154,065</b>                 | <b>8,908,050</b>                   | <b>198,385</b>                                | <b>958,220</b>                          |

(a) Scholars reading more than one of the following subjects should be entered under only one head.

(b) Includes 419 scholars also reading Law, and 56 students of Ravenshaw college in Bihar and Orissa reading Law only.

(c) Includes 792 scholars in *Oriental Colleges* and 434 scholars in Oriental departments of the Lucknow and Benares Hindu Universities.

(d) Includes 120 scholars of the Prince of Wales' Royal Indian Military College, Dehra Dun.



II-B.—*Distribution of Scholars attending Educational Institutions for Females.*

|  | Government.                     |                           |                                       | District Board.                 |                           |                                       |
|--|---------------------------------|---------------------------|---------------------------------------|---------------------------------|---------------------------|---------------------------------------|
|  | Scholars on roll on March 31st. | Average daily attendance. | No. of residents in approved hostels. | Scholars on roll on March 31st. | Average daily attendance. | No. of residents in approved hostels. |
|  | 1                               | 2                         | 3                                     | 4                               | 5                         | 6                                     |
| <b>READING</b>   |                                 |                           |                                       |                                 |                           |                                       |
| <b>IN RECOGNISED INSTITUTIONS.</b>                       |                                 |                           |                                       |                                 |                           |                                       |
| <i>University and Intermediate Education, (a)</i>        |                                 |                           |                                       |                                 |                           |                                       |
| Arts and Science (b) . . . . .                           | 587                             | 535                       | 353                                   | ..                              | ..                        | ..                                    |
| Medicine . . . . .                                       | ..                              | ..                        | ..                                    | ..                              | ..                        | ..                                    |
| Education . . . . .                                      | 50                              | 48                        | 36                                    | ..                              | ..                        | ..                                    |
| <b>TOTALS . . . . .</b>                                  | <b>637</b>                      | <b>583</b>                | <b>389</b>                            | <b>..</b>                       | <b>..</b>                 | <b>..</b>                             |
| <i>School and Special Education.</i>                     |                                 |                           |                                       |                                 |                           |                                       |
| In High Schools . . . . .                                | 16,432                          | 14,230                    | 1,279                                 | 526                             | 485                       | ..                                    |
| .. Middle Schools { English . . . . .                    | 4,293                           | 3,436                     | 157                                   | 132                             | 106                       | ..                                    |
| Vernacular . . . . .                                     | 14,587                          | 11,115                    | 132                                   | 4,353                           | 3,521                     | ..                                    |
| .. Primary Schools . . . . .                             | 28,819                          | 21,087                    | 93                                    | 321,316                         | 243,102                   | 22                                    |
| <b>TOTALS . . . . .</b>                                  | <b>64,131</b>                   | <b>49,848</b>             | <b>1,661</b>                          | <b>326,327</b>                  | <b>247,214</b>            | <b>22</b>                             |
| In Medical Schools . . . . .                             | 163                             | 154                       | 72                                    | ..                              | ..                        | ..                                    |
| .. Normal and Training Schools . . . . .                 | 3,634                           | 3,363                     | 2,132                                 | ..                              | ..                        | ..                                    |
| .. Technical and Industrial Schools . . . . .            | 361                             | 245                       | ..                                    | ..                              | ..                        | ..                                    |
| .. Commercial Schools . . . . .                          | ..                              | ..                        | ..                                    | ..                              | ..                        | ..                                    |
| .. Agricultural Schools . . . . .                        | ..                              | ..                        | ..                                    | ..                              | ..                        | ..                                    |
| .. Schools for Adults . . . . .                          | 35                              | 29                        | ..                                    | 21                              | 20                        | ..                                    |
| .. Other Schools . . . . .                               | 802                             | 685                       | ..                                    | 5                               | 4                         | ..                                    |
| <b>TOTALS . . . . .</b>                                  | <b>4,995</b>                    | <b>4,476</b>              | <b>2,204</b>                          | <b>26</b>                       | <b>24</b>                 | <b>..</b>                             |
| <b>TOTALS FOR RECOGNISED INSTITUTIONS . . . . .</b>      | <b>69,763</b>                   | <b>54,907</b>             | <b>4,254</b>                          | <b>326,353</b>                  | <b>247,238</b>            | <b>22</b>                             |
| <b>IN UNRECOGNISED INSTITUTIONS . . . . .</b>            | <b>..</b>                       | <b>..</b>                 | <b>..</b>                             | <b>131</b>                      | <b>76</b>                 | <b>..</b>                             |
| <b>GRAND TOTALS, ALL INSTITUTIONS FOR FEMALES.</b>       | <b>69,763</b>                   | <b>54,907</b>             | <b>4,254</b>                          | <b>326,484</b>                  | <b>247,314</b>            | <b>22</b>                             |
| <b>GRAND TOTALS, ALL INSTITUTIONS—MALES AND FEMALES.</b> | <b>383,127</b>                  | <b>325,412</b>            | <b>46,036</b>                         | <b>4,530,721</b>                | <b>3,568,415</b>          | <b>38,358</b>                         |

(a) Scholars reading more than one of the following subjects should be entered under only one head

(b) Includes all scholars in Oriental Colleges.

## II-B.—Distribution of Scholars attending

|   | Municipal Board.                |                           |                                       | Aided.                          |                           |                                       |
|---|---------------------------------|---------------------------|---------------------------------------|---------------------------------|---------------------------|---------------------------------------|
|   | Scholars on roll on March 31st. | Average daily attendance. | No. of residents in approved hostels. | Scholars on roll on March 31st. | Average daily attendance. | No. of residents in approved hostels. |
|   | 7                               | 8                         | 9                                     | 10                              | 11                        | 12                                    |
| <b>READING</b>  |                                 |                           |                                       |                                 |                           |                                       |
| <b>IN RECOGNISED INSTITUTIONS.</b>                                |                                 |                           |                                       |                                 |                           |                                       |
| <i>University and Intermediate Education. (a)</i>                 |                                 |                           |                                       |                                 |                           |                                       |
| Arts and Science (b) . . . . .                                    | ..                              | ..                        | ..                                    | 683                             | 637                       | 419                                   |
| Medicine . . . . .  | ..                              | ..                        | ..                                    | 126                             | 115                       | 124                                   |
| Education . . . . .   | ..                              | ..                        | ..                                    | 84                              | 83                        | 68                                    |
| <b>TOTALS . . . . .</b>   | ..                              | ..                        | ..                                    | 892                             | 835                       | 611                                   |
| <i>School and Special Education.</i>                              |                                 |                           |                                       |                                 |                           |                                       |
| In High Schools . . . . .   | 214                             | 214                       | 36                                    | 62,001                          | 54,545                    | 13,693                                |
| „ Middle Schools  | 2,106                           | 1,693                     | ..                                    | 38,839                          | 33,362                    | 7,224                                 |
| { English   |                                 |                           |                                       |                                 |                           |                                       |
| { Vernacular  | 13,448                          | 10,683                    | ..                                    | 42,039                          | 36,340                    | 2,590                                 |
| „ Primary Schools . . . . .                                       | 200,081                         | 146,437                   | 7                                     | 648,363                         | 518,987                   | 8,179                                 |
| <b>TOTALS . . . . .</b>   | 215,849                         | 158,917                   | 43                                    | 791,242                         | 642,254                   | 31,886                                |
| In Medical Schools . . . . .                                      | ..                              | ..                        | ..                                    | 359                             | 359                       | 353                                   |
| „ Normal and Training Schools . . . . .                           | 73                              | 73                        | ..                                    | 3,062                           | 2,879                     | 2,117                                 |
| „ Technical and Industrial Schools . . . . .                      | 46                              | 29                        | ..                                    | 4,172                           | 3,352                     | 1,218                                 |
| „ Commercial Schools . . . . .                                    | ..                              | ..                        | ..                                    | 124                             | 119                       | 11                                    |
| „ Agricultural Schools . . . . .                                  | ..                              | ..                        | ..                                    | 40                              | 13                        | ..                                    |
| „ Schools for Adults . . . . .                                    | ..                              | ..                        | ..                                    | 673                             | 513                       | 49                                    |
| „ Other Schools . . . . .   | ..                              | ..                        | ..                                    | 1,466                           | 1,274                     | 337                                   |
| <b>TOTALS . . . . .</b>   | 119                             | 101                       | ..                                    | 9,886                           | 8,509                     | 4,085                                 |
| <b>TOTALS FOR RECOGNISED INSTITUTIONS . . . . .</b>               | 215,968                         | 159,018                   | 43                                    | 802,020                         | 651,593                   | 36,582                                |
| <b>IN UNRECOGNISED INSTITUTIONS . . . . .</b>                     | 1,331                           | 997                       | ..                                    | 3,063                           | 2,407                     | ..                                    |
| <b>GRAND TOTALS, ALL INSTITUTIONS FOR FEMALES . . . . .</b>       | 217,349                         | 160,015                   | 43                                    | 805,083                         | 654,005                   | 36,582                                |
| <b>GRAND TOTALS, ALL INSTITUTIONS—MALES AND FEMALES . . . . .</b> | 936,203                         | 728,887                   | 2,015                                 | 5,614,358                       | 4,649,792                 | 139,618                               |

(a) Scholars reading more than one of the following subjects should be entered under only one head.

(b) Includes nil scholars in Oriental Colleges.

## Educational Institutions for Females—contd.

| Unaided.  |                           |                                       | Grand total of scholars on rolls. | Grand total of average attendance. | Grand total of residents in approved hostels. | Number of males included in column 16. |   |
|---|---------------------------|---------------------------------------|-----------------------------------|------------------------------------|---|--|---|
| Scholars on roll on March 31st.                   | Average daily attendance. | No. of residents in approved hostels. |                                   |                                    |   |  |   |
| 13  | 14                        | 15                                    | 16                                | 17                                 | 18  | 19                                     |   |
| <b>READING</b>                                    |                           |                                       |                                   |                                    |   |  |   |
| <b>IN RECOGNISED INSTITUTIONS.</b>                |                           |                                       |                                   |                                    |   |  |   |
| <i>University and Intermediate Education. (a)</i> |                           |                                       |                                   |                                    |   |  |   |
| 68  | 58                        | 20                                    | 1,337                             | 1,230                              | 792   | ..                                     | Arts and Science (b).                             |
| ..  | ..                        | ..                                    | 126                               | 115                                | 124   | ..                                     | Medicine.   |
| 23  | 23                        | 8                                     | 157                               | 154                                | 112   | ..                                     | Education.  |
| 91  | 81                        | 28                                    | 1,620                             | 1,499                              | 1,028   | ..                                     | TOTALS.   |
| <i>School and Special Education.</i>              |                           |                                       |                                   |                                    |   |  |   |
| 2,076   | 1,627                     | 442                                   | 81,249                            | 71,101                             | 15,650  | 6,311                                  | In High Schools.                                  |
| 2,664   | 2,242                     | 929                                   | 48,034                            | 40,849                             | 8,310   | 5,367                                  | English. } In Middle Schools.                     |
| 319   | 272                       | 50                                    | 74,746                            | 60,831                             | 2,772   | 3,660                                  | Vernacular. } In Middle Schools.                  |
| 100,134   | 78,223                    | 193                                   | 1,298,713                         | 1,007,816                          | 8,494   | 52,834                                 | Primary Schools.                                  |
| 105,193   | 82,364                    | 1,614                                 | 1,502,742                         | 1,180,597                          | (c)35,235                                     | 68,172                                 | TOTALS.   |
| ..  | ..                        | ..                                    | 522                               | 513                                | 425   | ..                                     | In Medical Schools.                               |
| 186   | 172                       | 99                                    | 6,945                             | 6,486                              | 4,348   | ..                                     | .. Normal and Training Schools.                   |
| 341   | 240                       | 67                                    | 4,920                             | 3,866                              | 1,275   | 130                                    | .. Technical and Industrial Schools.              |
| ..  | ..                        | ..                                    | 124                               | 119                                | 11  | ..                                     | .. Commercial Schools.                            |
| ..  | ..                        | ..                                    | 40                                | 13                                 | ..  | ..                                     | .. Agricultural Schools.                          |
| 283   | 113                       | ..                                    | 1,012                             | 675                                | 49  | ..                                     | .. Schools for Adults.                            |
| 40  | 32                        | ..                                    | 2,313                             | 1,996                              | 337   | (d) 149                                | .. Other Schools.                                 |
| 850   | 557                       | 156                                   | 15,976                            | 13,687                             | 6,445   | 279                                    | TOTALS.   |
| 106,134   | 83,002                    | 1,798                                 | 1,520,238                         | 1,195,763                          | (c)42,708                                     | 68,451                                 | TOTALS FOR RECOGNISED INSTITUTIONS.               |
| 87,659  | 55,030                    | 14                                    | 92,234                            | 58,510                             | 14  | 9,592                                  | IN UNRECOGNISED INSTITUTIONS.                     |
| 193,793   | 138,032                   | 1,812                                 | 1,612,472                         | 1,254,273                          | (c) 42,722                                    | 78,043                                 | GRAND TOTALS, ALL INSTITUTIONS FOR FEMALES.       |
| 1,302,128   | 949,817                   | 15,071                                | 12,766,537                        | 10,162,323                         | (c) 241,107                                   | ..                                     | GRAND TOTALS, ALL INSTITUTIONS—MALES AND FEMALES. |

(c) Includes 9 boarders attending the Provincial Hostel, Peshawar (students of the Anglo-Vernacular Secondary School at Peshawar) not shown in details.

(d) Includes 72 Scholars of Schools for Defectives.

## III-A.—Expenditure on

Expenditure on Buildings includes Rs. 24,93,885 (a) spent by the Public Works Department on educational buildings.  
 "Miscellaneous" includes the following main items:—  
 Scholarships, Hostel charges and other contingent charges.

|   | Government Institutions. |               |                  |                  |                 |                    |
|---|--------------------------|---------------|------------------|------------------|-----------------|--------------------|
|   | Government funds.        | Board funds.  | Municipal funds. | Fees.            | Other sources.  | Totals.            |
|   | 1                        | 2             | 3                | 4                | 5               | 6                  |
|   | Rs.                      | Rs.           | Rs.              | Rs.              | Rs.             | Rs.                |
| <i>University and Intermediate Education.</i>   |                          |               |                  |                  |                 |                    |
| Universities                                    | ..                       | ..            | ..               | ..               | ..              | ..                 |
| Boards of Secondary and Intermediate Education. | 31,858                   | ..            | ..               | 2,37,335         | ..              | 2,69,193           |
| Arts Colleges                                   | 31,78,644                | ..            | 180              | 15,27,458        | 2,04,984        | 49,11,266          |
| <i>Professional Colleges—</i>                   |                          |               |                  |                  |                 |                    |
| Law   | 34,309                   | ..            | ..               | 1,58,160         | 75              | 1,92,544           |
| Medicine  | 17,10,631                | ..            | ..               | 4,44,182         | 1,68,328        | 23,23,141          |
| Education                                       | 9,60,016                 | ..            | ..               | 1,72,680         | 10,946          | 11,43,642          |
| Engineering                                     | 11,18,241                | ..            | ..               | 1,88,405         | 77,226          | 13,83,872          |
| Agriculture                                     | 7,70,167                 | ..            | ..               | 79,395           | 205             | 8,49,767           |
| Commerce  | 11,075                   | ..            | ..               | 58,058           | 20,499          | 89,632             |
| Forestry  | 1,33,966                 | ..            | ..               | 54,750           | 2,305           | 1,91,011           |
| Veterinary Sciences                             | 4,63,762                 | ..            | ..               | 36,294           | 6,000           | 5,06,056           |
| Intermediate Colleges                           | 11,22,885                | ..            | ..               | 4,87,855         | 14,888          | 16,25,628          |
| <b>TOTALS</b>                                   | <b>95,35,544</b>         | <b>..</b>     | <b>180</b>       | <b>34,44,572</b> | <b>6,05,456</b> | <b>1,34,85,752</b> |
| <i>School Education.</i>                        |                          |               |                  |                  |                 |                    |
| <i>General.</i>                                 |                          |               |                  |                  |                 |                    |
| High Schools                                    | 61,96,696                | 2,434         | 9,850            | 32,06,782        | 34,434          | 94,51,196          |
| <i>Middle Schools—</i>                          |                          |               |                  |                  |                 |                    |
| English   | 7,55,133                 | 6,000         | ..               | 2,78,379         | 1,759           | 10,41,271          |
| Vernacular                                      | 1,82,022                 | 960           | ..               | 5,459            | 231             | 1,88,672           |
| Primary Schools                                 | 14,24,210                | 15,317        | 12,320           | 6,296            | 8,426           | 14,66,569          |
| <b>TOTALS</b>                                   | <b>85,60,061</b>         | <b>24,711</b> | <b>22,170</b>    | <b>34,95,916</b> | <b>44,850</b>   | <b>1,21,47,708</b> |
| <i>Special.</i>                                 |                          |               |                  |                  |                 |                    |
| Art Schools                                     | 2,58,071                 | ..            | ..               | 37,543           | 15,363          | 3,10,977           |
| Law Schools                                     | ..                       | ..            | ..               | 7,374            | ..              | 7,374              |
| Medical Schools                                 | 12,06,128                | ..            | ..               | 2,90,819         | 34,213          | 15,31,160          |
| Normal and Training Schools                     | 32,92,118                | 30,886        | 6,102            | 4,442            | 12,060          | 33,45,408          |
| Engineering Schools*                            | 6,03,735                 | ..            | ..               | 1,03,815         | 11,995          | 7,19,545           |
| Technical and Industrial Schools                | 16,37,838                | 12,510        | 5,402            | 25,858           | 1,01,626        | 17,83,234          |
| Commercial Schools                              | 1,09,777                 | ..            | ..               | 64,273           | 1,669           | 1,75,719           |
| Agricultural Schools                            | 85,519                   | ..            | ..               | 375              | 618             | 86,412             |
| Reformatory Schools                             | 4,01,019                 | ..            | ..               | ..               | 7,346           | 4,08,365           |
| Schools for Defectives                          | 5,452                    | ..            | ..               | ..               | ..              | 5,454              |
| Schools for Adults                              | 4,296                    | ..            | ..               | ..               | 156             | 4,452              |
| Other Schools                                   | 7,51,776                 | 888           | ..               | 1,20,481         | 16,759          | 8,89,904           |
| <b>TOTALS</b>                                   | <b>83,55,731</b>         | <b>44,084</b> | <b>11,504</b>    | <b>6,54,980</b>  | <b>2,01,705</b> | <b>92,68,004</b>   |
| <b>GRAND TOTALS</b>                             | <b>2,64,51,336</b>       | <b>68,795</b> | <b>33,854</b>    | <b>75,95,468</b> | <b>7,52,011</b> | <b>3,49,01,464</b> |

\* Include Survey

(a) Of this Rs. 2,154 was spent by Municipal

## Education for Males.

| District Board and Municipal Institutions. |                   |                       |             |                      |              |   |
|--|-------------------|-----------------------|-------------|----------------------|--------------|---|
| Government funds.<br>7                     | Board funds.<br>8 | Municipal funds.<br>9 | Fees.<br>10 | Other sources.<br>11 | Totals<br>12 |   |
| Rs.  | Rs.               | Rs.                   | Rs.         | Rs.                  | Rs.          |   |
| ..   | ..                | ..                    | ..          | ..                   | ..           | <i>University and Intermediate Education.</i>   |
| ..   | ..                | ..                    | ..          | ..                   | ..           | Universities.                                   |
| ..   | ..                | ..                    | ..          | 12,520               | 12,520       | Boards of Secondary and Intermediate Education. |
| ..   | ..                | ..                    | ..          | ..                   | ..           | Arts Colleges.                                  |
| ..   | ..                | ..                    | ..          | ..                   | ..           | Professional Colleges—                          |
| ..   | ..                | 1,49,351              | 66,308      | 13,191               | 2,28,848     | Law.  |
| ..   | ..                | ..                    | ..          | ..                   | ..           | Medicines.                                      |
| ..   | ..                | ..                    | ..          | ..                   | ..           | Education.                                      |
| ..   | ..                | ..                    | ..          | ..                   | ..           | Engineering.                                    |
| ..   | ..                | ..                    | ..          | ..                   | ..           | Agriculture.                                    |
| ..   | ..                | ..                    | ..          | ..                   | ..           | Commerce.                                       |
| ..   | ..                | ..                    | ..          | ..                   | ..           | Forestry.                                       |
| ..   | ..                | ..                    | ..          | ..                   | ..           | Veterinary Science.                             |
| 3000                                       | ..                | 10,625                | 8,851       | 7,813                | 30,289       | Intermediate Colleges.                          |
| 3,000                                      | ..                | 1,59,976              | 76,167      | 33,524               | 2,71,657     | TOTALS.   |
| 9,70,443                                   | 9,97,463          | 4,18,906              | 20,77,159   | 63,697               | 45,27,868    | <i>School Education.</i>                        |
| 6,52,680                                   | 6,98,109          | 3,11,427              | 10,18,503   | 39,809               | 27,20,328    | <i>General.</i>                                 |
| 61,97,007                                  | 25,20,254         | 3,24,035              | 10,62,177   | 62,241               | 1,01,65,714  | High Schools.                                   |
| 2,55,55,423                                | 1,00,62,612       | 68,21,158             | 10,52,615   | 4,29,596             | 4,39,21,404  | Middle Schools—                                 |
| 3,33,76,553                                | 1,42,78,428       | 78,75,526             | 52,10,454   | 5,95,343             | 6,13,35,304  | English.  |
| 1,498                                      | 4,402             | 1,596                 | 110         | 3,936                | 11,532       | Vernacular.                                     |
| ..   | ..                | ..                    | ..          | ..                   | ..           | Primary Schools.                                |
| 1,05,596                                   | 63,756            | 20,026                | 310         | ..                   | 1,89,688     | TOTALS.   |
| 43,124                                     | 66,889            | 26,141                | 11,154      | 21,539               | 1,63,847     | <i>Special.</i>                                 |
| ..   | ..                | ..                    | ..          | ..                   | ..           | Art Schools.                                    |
| 2,608                                      | 3,564             | ..                    | ..          | 417                  | 6,589        | Law Schools.                                    |
| ..   | ..                | ..                    | ..          | ..                   | ..           | Medical Schools.                                |
| 45,378                                     | 8,707             | 148                   | ..          | ..                   | 146          | Normal and Training Schools.                    |
| 26,851                                     | 29,914            | 27,765                | 55,679      | 68,911               | 2,08,120     | Engineering Schools*.                           |
| 2,24,055                                   | 1,77,232          | 88,343                | 67,253      | 95,244               | 6,52,127     | Technical and Industrial Schools.               |
| 3,36,02,606                                | 1,44,55,660       | 81,23,845             | 53,52,564   | 7,24,111             | 6,22,59,088  | Commercial Schools.                             |
| ..   | ..                | ..                    | ..          | ..                   | ..           | Agricultural Schools.                           |
| ..   | ..                | ..                    | ..          | ..                   | ..           | Reformatory Schools.                            |
| ..   | ..                | ..                    | ..          | ..                   | ..           | Schools for Defectives.                         |
| ..   | ..                | ..                    | ..          | ..                   | ..           | Schools for Adults.                             |
| ..   | ..                | ..                    | ..          | ..                   | ..           | Other Schools.                                  |
| ..   | ..                | ..                    | ..          | ..                   | ..           | TOTALS.   |
| ..   | ..                | ..                    | ..          | ..                   | ..           | GRAND TOTALS.                                   |

## III-A.—Expenditure on

|   | Aided Institutions.     |                    |                        |                    |                      |
|---|-------------------------|--------------------|------------------------|--------------------|----------------------|
|   | Government funds.<br>13 | Board funds.<br>14 | Municipal funds.<br>15 | Fees.<br>16        | Other sources.<br>17 |
| <i>University and Intermediate Education.</i>   |                         |                    |                        |                    |                      |
| Universities                                    | Rs. 81,09,147           | Rs. ..             | Rs. ..                 | Rs. 50,81,082      | Rs. 20,37,559        |
| Boards of Secondary and Intermediate Education. | 25,724                  | ..                 | ..                     | 23,940             | ..                   |
| Arts Colleges . . . . .                         | 18,18,452               | 14,975             | 18,872                 | 35,25,560          | 12,26,143            |
| Professional Colleges—                          |                         |                    |                        |                    |                      |
| Law . . . . .                                   | 24,000                  | ..                 | ..                     | 2,19,611           | ..                   |
| Medicine . . . . .                              | 69,500                  | ..                 | ..                     | 1,18,118           | 491                  |
| Education . . . . .                             | 5,540                   | 276                | ..                     | ..                 | 2,090                |
| Engineering . . . . .                           | 32,780                  | 4,250              | 6,900                  | 23,550             | 22,181               |
| Agriculture . . . . .                           | ..                      | ..                 | ..                     | ..                 | ..                   |
| Commerce . . . . .                              | 83,490                  | ..                 | ..                     | 32,071             | 16,031               |
| Forestry . . . . .                              | ..                      | ..                 | ..                     | ..                 | ..                   |
| Veterinary Science . . . . .                    | ..                      | ..                 | ..                     | ..                 | ..                   |
| Intermediate Colleges                           | 5,97,086                | 267                | 3,080                  | 7,99,140           | 3,63,997             |
| <b>TOTALS</b>                                   | <b>85,65,898</b>        | <b>19,768</b>      | <b>28,852</b>          | <b>97,83,072</b>   | <b>36,73,432</b>     |
| <i>School Education.</i>                        |                         |                    |                        |                    |                      |
| General.  |                         |                    |                        |                    |                      |
| High Schools . . . . .                          | 67,65,847               | 1,93,158           | 3,19,413               | 1,40,36,106        | 47,18,816            |
| Middle Schools—                                 |                         |                    |                        |                    |                      |
| English . . . . .                               | 16,57,431               | 4,81,201           | 91,901                 | 33,37,526          | 18,28,334            |
| Vernacular . . . . .                            | 1,19,327                | 12,89,673          | 4,78,734               | 57,173             | 68,461               |
| Primary Schools . . . . .                       | 71,33,158               | 46,71,588          | 10,33,939              | 35,42,942          | 55,78,594            |
| <b>TOTALS</b>                                   | <b>1,56,75,763</b>      | <b>66,35,620</b>   | <b>19,24,987</b>       | <b>2,09,73,747</b> | <b>1,22,14,206</b>   |
| Special.  |                         |                    |                        |                    |                      |
| Art Schools . . . . .                           | 21,987                  | 490                | 6,000                  | 5,743              | 16,938               |
| Law Schools . . . . .                           | ..                      | ..                 | ..                     | ..                 | ..                   |
| Medical Schools . . . . .                       | 6,000                   | 1,600              | 26,960                 | 84,209             | 57,883               |
| Normal and Training Schools . . . . .           | 2,85,437                | 2,449              | ..                     | 9,003              | 1,32,706             |
| Engineering Schools* . . . . .                  | 2,240                   | 375                | ..                     | 6,051              | ..                   |
| Technical and Industrial Schools . . . . .      | 5,36,977                | 33,863             | 60,071                 | 1,66,834           | 12,06,536            |
| Commercial Schools . . . . .                    | 17,892                  | ..                 | 260                    | 36,393             | 26,703               |
| Agricultural Schools . . . . .                  | 2,040                   | 200                | ..                     | ..                 | 5,926                |
| Reformatory Schools . . . . .                   | 70,308                  | ..                 | 1,915                  | 1,848              | 26,988               |
| Schools for Defectives . . . . .                | 61,073                  | 1,310              | 16,656                 | 17,421             | 1,06,065             |
| Schools for Adults . . . . .                    | 55,062                  | 16,310             | 10,015                 | 17,896             | 55,867               |
| Other Schools . . . . .                         | 5,29,791                | 1,29,432           | 42,519                 | 4,92,539           | 7,53,843             |
| <b>TOTALS</b>                                   | <b>15,66,807</b>        | <b>1,90,079</b>    | <b>1,64,388</b>        | <b>8,37,906</b>    | <b>24,79,467</b>     |
| <b>GRAND TOTALS</b>                             | <b>2,58,08,268</b>      | <b>68,45,467</b>   | <b>21,18,225</b>       | <b>3,15,94,725</b> | <b>1,83,67,094</b>   |

## Education for Males—contd.

| Recognised Unaided Institutions. |           |                |           |  |
|----------------------------------|-----------|----------------|-----------|--|
| Totals.                          | Fees.     | Other sources. | Totals.   |  |
| 18                               | 19        | 20             | 21        |  |
| Rs.                              | Rs.       | Rs.            | Rs.       |  |
| 1,32,07,788                      | ..        | ..             | ..        | <i>University and Intermediate Education.</i><br>Universities. |
| 54,664                           | ..        | ..             | ..        | Boards of Secondary and Intermediate Education.                |
| 64,04,002                        | 9,10,549  | 95,000†        | 10,05,549 | Arts Colleges.   |
| 2,43,611                         | 2,01,468  | 9,465          | 2,10,933  | Professional Colleges—<br>Law.                                 |
| 1,88,109                         | ..        | ..             | ..        | Medicine.  |
| 7,846                            | ..        | ..             | ..        | Education.   |
| 94,641                           | ..        | ..             | ..        | Engineering.   |
| ..                               | 8,585     | 20,424         | 27,009    | Agriculture.   |
| 1,31,592                         | 19,394    | ..             | 19,394    | Commerce.  |
| ..                               | ..        | ..             | ..        | Forestry.  |
| ..                               | ..        | ..             | ..        | Veterinary Science.  |
| 17,38,569                        | 1,75,840  | 96,070         | 2,71,910  | Intermediate Colleges.   |
| 2,20,70,822                      | 13,13,836 | 2,20,959       | 15,34,795 | TOTALS.  |
| 2,60,33,340                      | 38,95,929 | 10,67,631      | 49,63,560 | <i>School Education.</i><br>General.                           |
| 73,96,393                        | 7,30,149  | 4,93,443       | 12,23,592 | High Schools.  |
| 20,34,368                        | 8,766     | 18,482         | 27,248    | Middle Schools—<br>English.                                    |
| 2,19,60,221                      | 2,84,970  | 4,65,005       | 7,49,975  | Vernacular.<br>Primary Schools.                                |
| 6,74,24,322                      | 49,19,814 | 20,44,561      | 69,64,375 | TOTALS.  |
| 51,147                           | 205       | 7,344          | 7,549     | <i>Special.</i><br>Art Schools.                                |
| ..                               | ..        | ..             | ..        | Law Schools.   |
| 1,76,652                         | 64,480    | 30,251         | 94,731    | Medical Schools.   |
| 4,09,597                         | 3,179     | 30,577         | 33,756    | Normal and Training Schools.                                   |
| 8,668                            | 1,000     | 1,000          | 2,000     | Engineering Schools*.  |
| 20,97,281                        | 5,780     | 14,969         | 20,749    | Technical and Industrial Schools.                              |
| 81,208                           | 1,44,866  | 18,137         | 1,63,003  | Commercial Schools.  |
| 8,226                            | ..        | ..             | ..        | Agricultural Schools.  |
| 1,01,056                         | ..        | ..             | ..        | Reformatory Schools.   |
| 2,02,525                         | 5,329     | 2,400          | 7,729     | Schools for Defectives.  |
| 1,55,150                         | 3,722     | 7,330          | 11,052    | Schools for Adults.  |
| 19,47,124                        | 1,15,879  | 3,12,881       | 4,28,760  | Other Schools.   |
| 52,38,635                        | 3,44,440  | 4,24,889       | 7,69,329  | TOTALS.  |
| 8,47,33,779                      | 65,78,090 | 26,90,409      | 92,68,499 | GRAND TOTALS.  |

\* Include Survey Schools.

† Includes Rs. 3,183 paid by Government to some Unaided institutions in Bengal.

## III-A.—Expenditure on Education for Males—contd.

|   | Total expenditure from  |                    |                        |                    |                      |                     |
|---|-------------------------|--------------------|------------------------|--------------------|----------------------|---------------------|
|   | Government funds.<br>22 | Board funds.<br>23 | Municipal funds.<br>24 | Fees.<br>25        | Other sources.<br>26 | Grand Totals.<br>27 |
|   | Rs.                     | Rs.                | Rs.                    | Rs.                | Rs.                  | Rs.                 |
| Direction . . . . .                                     | 17,06,983               | 557                | 12,975                 | ..                 | 84                   | 17,19,599           |
| Inspection . . . . .                                    | 80,10,681               | 4,66,733           | 2,67,793               | ..                 | 9,385                | 87,53,592           |
| Buildings, etc. . . . .                                 | 73,57,498               | 25,55,753          | 8,21,185               | 3,55,815           | 51,61,689            | 1,62,51,940         |
| Miscellaneous . . . . .                                 | 63,01,441               | 13,25,671          | 4,38,231               | 46,80,216          | 47,40,241            | 1,74,65,800         |
| <b>TOTALS . . . . .</b>                                 | <b>2,33,75,603</b>      | <b>43,47,714</b>   | <b>15,40,184</b>       | <b>50,16,081</b>   | <b>99,11,399</b>     | <b>4,41,90,931</b>  |
| <i>University and Intermediate Education.</i>           |                         |                    |                        |                    |                      |                     |
| Universities . . . . .                                  | 61,09,147               | ..                 | ..                     | 50,61,082          | 20,37,559            | 1,32,07,788         |
| Boards of Secondary and Intermediate Education. . . . . | 57,582                  | ..                 | ..                     | 2,66,375           | ..                   | 3,23,857            |
| Arts Colleges . . . . .                                 | 48,00,284               | 14,975             | 19,052                 | 59,63,587          | 15,35,459            | 1,23,33,337         |
| <i>Professional Colleges—</i>                           |                         |                    |                        |                    |                      |                     |
| Law . . . . .   | 58,309                  | ..                 | ..                     | 5,65,761           | 9,540                | 6,33,610            |
| Medicine . . . . .                                      | 17,80,131               | ..                 | 1,49,351               | 6,42,084           | 1,82,010             | 27,53,576           |
| Education . . . . .                                     | 8,26,090                | 276                | ..                     | 1,72,690           | 12,736               | 10,11,782(b)        |
| Engineering . . . . .                                   | 12,90,487               | 4,250              | 6,900                  | 2,16,955           | 99,647               | 16,18,219           |
| Agriculture . . . . .                                   | 7,03,403                | ..                 | ..                     | 74,131             | 20,629               | 7,98,163            |
| Commerce . . . . .                                      | 1,51,329                | ..                 | ..                     | 1,21,372           | 36,530               | 3,19,231            |
| Forestry . . . . .                                      | 1,33,958                | ..                 | ..                     | 54,750             | 2,305                | 1,91,011            |
| Veterinary Science . . . . .                            | 4,63,782                | ..                 | ..                     | 38,294             | 6,000                | 5,06,056            |
| Intermediate Colleges . . . . .                         | 17,24,514               | 267                | 17,005                 | 14,41,686          | 4,80,924             | 36,65,396           |
| <b>TOTALS . . . . .</b>                                 | <b>1,81,10,974</b>      | <b>19,768</b>      | <b>1,92,908</b>        | <b>1,46,16,637</b> | <b>44,23,339</b>     | <b>3,73,63,026</b>  |
| <i>School Education.</i>                                |                         |                    |                        |                    |                      |                     |
| <i>General.</i>   |                         |                    |                        |                    |                      |                     |
| High Schools . . . . .                                  | 1,39,35,807             | 11,93,645          | 7,48,169               | 3,32,14,976        | 68,83,357            | 4,49,75,954         |
| <i>Middle Schools—</i>                                  |                         |                    |                        |                    |                      |                     |
| English . . . . .                                       | 30,65,244               | 11,85,310          | 4,08,328               | 53,64,557          | 23,63,145            | 1,23,91,584         |
| Vernacular . . . . .                                    | 64,98,358               | 38,10,887          | 5,08,769               | 11,33,875          | 1,69,416             | 1,24,16,002         |
| Primary Schools . . . . .                               | 2,41,12,691             | 1,47,49,517        | 78,87,459              | 48,86,823          | 64,81,479            | 6,80,98,189         |
| <b>TOTALS . . . . .</b>                                 | <b>5,76,12,398</b>      | <b>3,09,39,359</b> | <b>98,32,725</b>       | <b>3,45,99,931</b> | <b>1,48,97,396</b>   | <b>13,78,71,709</b> |
| <i>Special.</i>   |                         |                    |                        |                    |                      |                     |
| Arts Schools . . . . .                                  | 3,81,556                | 4,882              | 7,586                  | 43,000             | 43,581               | 3,81,205            |
| Law Schools . . . . .                                   | ..                      | ..                 | ..                     | 7,374              | ..                   | 7,374               |
| Medical Schools . . . . .                               | 12,12,128               | 1,600              | 26,960                 | 4,39,508           | 1,22,347             | 18,02,543           |
| Normal and Training Schools . . . . .                   | 36,63,151               | 96,891             | 26,128                 | 16,934             | 1,75,345             | 39,78,449           |
| Engineering Schools . . . . .                           | 6,05,975                | 375                | ..                     | 1,10,866           | 12,996               | 7,30,211            |
| Technical and Industrial Schools. . . . .               | 22,15,939               | 1,18,262           | 91,614                 | 3,09,626           | 14,34,670            | 40,70,111           |
| Commercial Schools . . . . .                            | 1,27,669                | ..                 | 250                    | 3,45,502           | 46,509               | 4,19,930            |
| Agricultural Schools . . . . .                          | 90,167                  | 3,624              | ..                     | 375                | 6,861                | 1,01,227            |
| Reformatory Schools . . . . .                           | 4,71,327                | ..                 | 1,915                  | 1,848              | 34,334               | 5,09,424            |
| Schools for Defectives . . . . .                        | 66,527                  | 1,310              | 16,802                 | 22,750             | 1,08,485             | 2,15,854            |
| Schools for Adults . . . . .                            | 1,04,736                | 25,017             | 22,694                 | 21,618             | 63,794               | 2,37,859            |
| Other Schools . . . . .                                 | 13,07,418               | 1,59,234           | 70,284                 | 7,84,578           | 11,52,394            | 34,73,906           |
| <b>TOTALS . . . . .</b>                                 | <b>1,01,46,593</b>      | <b>4,11,395</b>    | <b>2,64,233</b>        | <b>19,04,579</b>   | <b>32,01,295</b>     | <b>1,59,28,095</b>  |
| <b>GRAND TOTALS . . . . .</b>                           | <b>10,92,45,468</b>     | <b>2,57,18,236</b> | <b>1,18,19,450</b>     | <b>5,61,37,178</b> | <b>3,24,33,429</b>   | <b>23,53,53,761</b> |

(b) Includes Rs. 3,07,078 spent on the Prince of Wales Royal Indian Military College, Dehra Dun.

\* Include Survey schools.



---

---

**III-B.—Expenditure on Education for Females.**

---

---

## III-B.—Expenditure on

Expenditure on Buildings includes Rs. 2,03,662 (a) spent by the Public Works Department on educational buildings.

"Miscellaneous" includes the following main items :—

Scholarships, Hostel charges and other contingent charges.

|   | Government Institutions. |              |                  |           |                |             |
|---|--------------------------|--------------|------------------|-----------|----------------|-------------|
|   | Government funds.        | Board funds. | Municipal funds. | Fees.     | Other sources. | Totals.     |
|   | 1                        | 2            | 3                | 4         | 5              | 6           |
|   | Rs.                      | Rs.          | Rs.              | Rs.       | Rs.            | Rs.         |
| <i>University and Intermediate Education.</i> |                          |              |                  |           |                |             |
| Arts Colleges . . . . .                       | 2,12,694                 | ..           | ..               | 38,731    | 3,004          | 2,54,629    |
| Professional Colleges—                        |                          |              |                  |           |                |             |
| Medicine . . . . .                            | ..                       | ..           | ..               | ..        | ..             | ..          |
| Education . . . . .                           | 44,603                   | ..           | ..               | 360       | 532            | 45,495      |
| Intermediate Colleges . . . . .               | 29,594                   | ..           | ..               | 3,132     | ..             | 32,726      |
| TOTALS . . . . .                              | 2,87,091                 | ..           | ..               | 42,223    | 3,536          | 3,32,850    |
| <i>School Education.</i>                      |                          |              |                  |           |                |             |
| General.                                      |                          |              |                  |           |                |             |
| High Schools . . . . .                        | 10,15,131                | ..           | 1,788            | 2,36,204  | 1,065          | 12,54,188   |
| Middle Schools—                               |                          |              |                  |           |                |             |
| English . . . . .                             | 2,25,113                 | ..           | 2,656            | 19,620    | 2,002          | 2,49,591    |
| Vernacular . . . . .                          | 2,53,682                 | ..           | ..               | 8,933     | 8              | 2,62,622    |
| Primary Schools . . . . .                     | 4,16,320                 | 4,583        | ..               | 1,449     | 420            | 4,22,772    |
| TOTALS . . . . .                              | 19,10,246                | 4,583        | 4,444            | 2,66,405  | 3,495          | 21,89,173   |
| Special.                                      |                          |              |                  |           |                |             |
| Medical Schools . . . . .                     | 1,21,716                 | ..           | ..               | 592       | ..             | 1,22,308    |
| Normal and Training Schools                   | 8,86,534                 | 1,700        | 1,630            | 4,333     | 3,120          | 8,97,317    |
| Technical and Industrial Schools.             | 17,047                   | ..           | ..               | ..        | ..             | 17,047      |
| Commercial Schools . . . . .                  | ..                       | ..           | ..               | ..        | ..             | ..          |
| Agricultural Schools . . . . .                | ..                       | ..           | ..               | ..        | ..             | ..          |
| Schools for Adults . . . . .                  | 474                      | ..           | ..               | ..        | ..             | 474         |
| Other Schools . . . . .                       | 22,247                   | ..           | ..               | ..        | 52             | 22,299      |
| TOTALS . . . . .                              | 10,48,018                | 1,700        | 1,630            | 4,925     | 3,172          | 10,59,445   |
| GRAND TOTALS FOR FEMALES.                     | 32,45,355                | 6,283        | 6,074            | 3,13,553  | 10,203         | 35,81,468   |
| GRAND TOTALS FOR MALES.                       | 2,64,51,336              | 68,795       | 33,854           | 75,95,468 | 7,52,011       | 3,49,01,464 |
| GRAND TOTALS FOR MALES.                       | 2,96,96,691              | 75,078       | 39,928           | 79,09,021 | 7,62,214       | 3,84,82,932 |

(a) Of this Rs. 7,308 was spent by Municipal Executive Engineer, Bangalore.

## Education for Females.

| District Board and Municipal Institutions. |              |                  |           |                |             |  |
|--|--------------|------------------|-----------|----------------|-------------|--|
| Government funds.                          | Board funds. | Municipal funds. | Fees.     | Other sources. | Totals.     |  |
| 7  | 8            | 9                | 10        | 11             | 12          |  |
| Rs.  | Rs.          | Rs.              | Rs.       | Rs.            | Rs.         |  |
| ..   | ..           | ..               | ..        | ..             | ..          | University and Intermediate Education. |
| ..   | ..           | ..               | ..        | ..             | ..          | Arts Colleges.                         |
| ..   | ..           | ..               | ..        | ..             | ..          | Professional Colleges—                 |
| ..   | ..           | ..               | ..        | ..             | ..          | Medicine.                              |
| ..   | ..           | ..               | ..        | ..             | ..          | Education.                             |
| ..   | ..           | ..               | ..        | ..             | ..          | Intermediate Colleges.                 |
| ..   | ..           | ..               | ..        | ..             | ..          | TOTALS.                                |
| 10,917                                     | 10,392       | 18,924           | 4,653     | 1,765          | 46,651      | School Education.                      |
|  |              |                  |           |                |             | General.                               |
|  |              |                  |           |                |             | High Schools.                          |
|  |              |                  |           |                |             | Middle Schools—                        |
| 15,252                                     | 3,621        | 61,816           | 9,045     | 1,037          | 90,771      | English.                               |
| 90,434                                     | 45,941       | 1,07,134         | 1,818     | 52             | 3,85,179    | Vernacular.                            |
| 35,44,456                                  | 12,44,086    | 27,17,600        | 10,318    | 38,063         | 75,54,323   | Primary Schools.                       |
| 38,61,059                                  | 13,04,040    | 29,95,474        | 25,634    | 40,917         | 80,27,124   | TOTALS.                                |
|  |              |                  |           |                |             | Special.                               |
| ..   | ..           | ..               | ..        | ..             | ..          | Medical Schools.                       |
| 1,992                                      | 140          | 19,105           | ..        | ..             | 21,237      | Normal and Training Schools.           |
| 800  | ..           | 750              | ..        | ..             | 1,550       | Technical and Industrial Schools.      |
| ..   | ..           | ..               | ..        | ..             | ..          | Commercial Schools.                    |
| ..   | ..           | ..               | ..        | ..             | ..          | Agricultural Schools.                  |
| ..   | 72           | ..               | ..        | ..             | 72          | Schools for Adults.                    |
| 367  | 681          | ..               | ..        | 42             | 1,090       | Other Schools.                         |
| 3,159                                      | 893          | 19,855           | ..        | 42             | 23,949      | TOTALS.                                |
| 38,64,218                                  | 13,04,933    | 30,15,329        | 25,634    | 40,959         | 80,51,073   | GRAND TOTALS FOR FEMALES.              |
| 3,36,02,008                                | 1,44,55,660  | 81,23,845        | 53,52,864 | 7,24,111       | 6,22,59,088 | GRAND TOTALS FOR MALES.                |
| 3,72,66,826                                | 1,57,60,593  | 1,11,39,174      | 53,78,498 | 7,65,070       | 7,03,10,161 | GRAND TOTALS FOR ALL.                  |

## III-B.—Expenditure on

|   | Aided Institutions. |              |                  |             |                |
|---|---------------------|--------------|------------------|-------------|----------------|
|   | Government funds.   | Board funds. | Municipal funds. | Fees.       | Other sources. |
|   | 13                  | 14           | 15               | 16          | 17             |
| <i>University and Intermediate Education.</i> |                     |              |                  |             |                |
|   | Rs.                 | Rs.          | Rs.              | Rs.         | Rs.            |
| Arts Colleges . . . . .                       | 62,871              | ..           | ..               | 42,912      | 91,103         |
| Professional Colleges—                        |                     |              |                  |             |                |
| Medicine . . . . .                            | 1,78,950            | ..           | ..               | 28,411      | 1,499          |
| Education . . . . .                           | 30,414              | ..           | ..               | 5,839       | 11,002         |
| Intermediate Colleges . . . . .               | 78,927              | ..           | 860              | 27,414      | 52,207         |
| TOTALS . . . . .                              | 3,51,162            | ..           | 860              | 1,04,575    | 1,55,811       |
| <i>School Education.</i>                      |                     |              |                  |             |                |
| General.                                      |                     |              |                  |             |                |
| High Schools . . . . .                        | 20,01,453           | 5,020        | 89,591           | 22,14,017   | 15,70,944      |
| Middle Schools—                               |                     |              |                  |             |                |
| English . . . . .                             | 8,75,409            | 13,429       | 55,413           | 5,58,966    | 8,62,740       |
| Vernacular . . . . .                          | 2,44,346            | 69,910       | 1,27,241         | 30,030      | 3,00,255       |
| Primary Schools . . . . .                     | 16,31,034           | 6,52,648     | 4,14,335         | 4,24,906    | 18,88,532      |
| TOTALS . . . . .                              | 47,52,242           | 7,41,007     | 6,87,580         | 32,27,918   | 46,22,471      |
| Special.                                      |                     |              |                  |             |                |
| Medical Schools . . . . .                     | 99,222              | 8,061        | 5,825            | 34,986      | 1,34,372       |
| Normal and Training Schools . . . . .         | 3,46,648            | 210          | 6,483            | 34,166      | 2,86,598       |
| Technical and Industrial Schools . . . . .    | 80,774              | 1,900        | 11,796           | 28,123      | 2,75,329       |
| Commercial Schools . . . . .                  | 7,951               | ..           | ..               | 15,377      | 2,337          |
| Agricultural Schools . . . . .                | 357                 | ..           | ..               | ..          | ..             |
| Schools for Adults . . . . .                  | 9,930               | ..           | ..               | 3,992       | 19,970         |
| Other Schools . . . . .                       | 31,312              | 4,754        | 5,051            | 13,796      | 66,621         |
| TOTALS . . . . .                              | 5,85,894            | 14,925       | 29,155           | 1,30,460    | 7,85,237       |
| GRAND TOTALS FOR FEMALES . . . . .            | 56,89,298           | 7,55,932     | 7,17,595         | 34,62,953   | 55,63,509      |
| GRAND TOTALS FOR MALES . . . . .              | 2,58,08,268         | 68,45,467    | 21,18,225        | 3,15,94,725 | 1,83,67,094    |
| GRAND TOTALS FOR ALL . . . . .                | 3,14,97,566         | 76,01,399    | 28,35,820        | 3,50,57,678 | 2,39,30,603    |

## III-B.—Expenditure

|   | Aided Institutions. |                  |                  |                    |                    |
|---|---------------------|------------------|------------------|--------------------|--------------------|
|   | Government funds.   | Board funds.     | Municipal funds. | Fees.              | Other sources.     |
|   | 13                  | 14               | 15               | 16                 | 17                 |
| <i>University and Intermediate Education.</i> | Rs.                 | Rs.              | Rs.              | Rs.                | Rs.                |
| Arts Colleges . . . . .                       | 62,871              | ..               | ..               | 42,912             | 91,100             |
| Professional Colleges—                        |                     |                  |                  |                    |                    |
| Medicine . . . . .                            | 1,78,960            | ..               | ..               | 28,411             | 1,49,000           |
| Education . . . . .                           | 30,414              | ..               | ..               | 6,838              | 11,000             |
| Intermediate Colleges . . . . .               | 78,927              | ..               | 860              | 27,414             | 52,200             |
| <b>TOTALS . . . . .</b>                       | <b>3,51,162</b>     | <b>..</b>        | <b>860</b>       | <b>1,04,575</b>    | <b>1,55,810</b>    |
| <i>School Education.</i>                      |                     |                  |                  |                    |                    |
| <i>General.</i>                               |                     |                  |                  |                    |                    |
| High Schools . . . . .                        | 20,01,453           | 5,020            | 89,591           | 22,14,017          | 15,70,944          |
| Middle Schools—                               |                     |                  |                  |                    |                    |
| English . . . . .                             | 8,75,409            | 13,429           | 56,413           | 5,58,966           | 8,62,740           |
| Vernacular . . . . .                          | 2,44,348            | 69,910           | 1,27,241         | 30,030             | 3,00,256           |
| Primary Schools . . . . .                     | 16,31,034           | 6,52,648         | 4,14,335         | 4,24,905           | 18,88,532          |
| <b>TOTALS . . . . .</b>                       | <b>47,52,242</b>    | <b>7,41,007</b>  | <b>6,87,580</b>  | <b>32,27,918</b>   | <b>46,22,471</b>   |
| <i>Special.</i>                               |                     |                  |                  |                    |                    |
| Medical Schools . . . . .                     | 99,222              | 3,061            | 5,825            | 34,986             | 1,34,372           |
| Normal and Training Schools . . . . .         | 3,46,648            | 210              | 6,493            | 34,188             | 2,86,598           |
| Technical and Industrial Schools . . . . .    | 90,774              | 1,900            | 11,796           | 26,123             | 2,75,329           |
| Commercial Schools . . . . .                  | 7,951               | ..               | ..               | 15,377             | 2,337              |
| Agricultural Schools . . . . .                | 357                 | ..               | ..               | ..                 | ..                 |
| Schools for Adults . . . . .                  | 9,630               | ..               | ..               | 3,992              | 19,970             |
| Other Schools . . . . .                       | 31,312              | 4,754            | 5,051            | 13,796             | 66,621             |
| <b>TOTALS . . . . .</b>                       | <b>5,85,804</b>     | <b>14,925</b>    | <b>29,155</b>    | <b>1,30,460</b>    | <b>7,86,277</b>    |
| <b>GRAND TOTALS FOR FEMALES . . . . .</b>     | <b>56,89,298</b>    | <b>7,53,932</b>  | <b>7,17,595</b>  | <b>34,62,953</b>   | <b>55,63,509</b>   |
| <b>GRAND TOTALS FOR MALES . . . . .</b>       | <b>2,58,08,268</b>  | <b>68,45,467</b> | <b>21,18,225</b> | <b>3,15,94,725</b> | <b>1,83,67,094</b> |
| <b>GRAND TOTALS FOR ALL . . . . .</b>         | <b>3,14,97,566</b>  | <b>76,01,399</b> | <b>28,35,820</b> | <b>3,50,57,678</b> | <b>2,39,30,603</b> |

## Education for Females—contd.

| Totals.      | Recognised Unaided Institutions. |                |           |   |
|--------------|----------------------------------|----------------|-----------|---|
|              | Fees.                            | Other sources. | Totals.   |   |
| 18           | 19                               | 20             | 21        |   |
| Rs.          | Rs.                              | Rs.            | Rs.       |   |
| 1,96,886     | 13,440                           | 4,690          | 18,130    | <i>University and Intermediate Education.</i> |
| 2,08,860     | ..                               | ..             | ..        | Arts Colleges.                                |
| 47,254       | 681                              | 4,224          | 4,905     | Professional Colleges—                        |
| 1,59,408     | ..                               | ..             | ..        | Medicine.                                     |
|              |                                  |                |           | Education.                                    |
|              |                                  |                |           | Intermediate Colleges.                        |
| 6,12,408     | 14,121                           | 8,914          | 23,035    | TOTALS.                                       |
|              |                                  |                |           | <i>School Education.</i>                      |
|              |                                  |                |           | General.                                      |
| 58,81,025    | 61,552                           | 90,990         | 1,52,412  | High Schools                                  |
| 23,66,957    | 15,837                           | 95,935         | 1,11,772  | Middle Schools—                               |
| 7,71,782     | 250                              | 3,319          | 3,569     | English.                                      |
| 50,11,454    | 22,853                           | 1,50,519       | 1,73,372  | Vernacular.                                   |
|              |                                  |                |           | Primary Schools.                              |
| 1,40,31,218  | 1,00,492                         | 3,40,633       | 4,41,125  | TOTALS.                                       |
|              |                                  |                |           | Special.                                      |
| 2,82,466     | ..                               | ..             | ..        | Medical Schools.                              |
| 6,74,125     | 2,125                            | 21,565         | 23,690    | Normal and Training Schools.                  |
| 4,07,922     | 204                              | 4,465          | 4,669     | Technical and Industrial Schools.             |
| 25,665       | ..                               | ..             | ..        | Commercial Schools.                           |
| 357          | ..                               | ..             | ..        | Agricultural Schools.                         |
| 33,592       | 1,129                            | 5,151          | 6,280     | Schools for Adults.                           |
| 1,21,534     | 143                              | 3,251          | 3,394     | Other Schools.                                |
| 15,45,661    | 3,601                            | 34,422         | 38,023    | TOTALS.                                       |
| 1,61,89,287  | 1,18,214                         | 3,83,969       | 5,02,183  | GRAND TOTALS FOR FEMALES.                     |
| 8,47,33,779  | 65,78,090                        | 26,90,409      | 92,68,499 | GRAND TOTALS FOR MALES.                       |
| 10,09,23,066 | 66,96,304                        | 30,74,378      | 97,70,682 | GRAND TOTALS FOR ALL.                         |

## IV-A.—Race or Creed of Male Scholars

|  | Europeans<br>and<br>Anglo-<br>Indians. | Indian<br>Christians. | Hindus.†         | Muham-<br>madans. | Buddhists.     |
|--|--|-----------------------|------------------|-------------------|----------------|
|  | 1                                      | 2                     | 3                | 4                 | 5              |
| <b>Total Population</b> . . . . .                          | 164,810                                | 1,845,936             | 90,649,714       | 35,249,379        | 6,264,917      |
| <b>SCHOOL EDUCATION.</b>                                   |  |                       |                  |                   |                |
| <i>Classes</i>   |  |                       |                  |                   |                |
| <i>Primary</i> . . . . . I                                 | 5,667                                  | 99,285                | 2,317,196        | 1,208,570         | 126,580        |
| . . . . . II   | 2,572                                  | 41,105                | 1,130,299        | 443,304           | 38,809         |
| . . . . . III  | 2,481                                  | 31,966                | 845,356          | 299,204           | 29,354         |
| . . . . . IV   | 2,333                                  | 27,191                | 619,239          | 179,641           | 22,126         |
| . . . . . V  | 2,281                                  | 15,988                | 393,556          | 115,119           | 10,208         |
| <i>*Middle</i> . . . . . VI                                | 2,069                                  | 10,463                | 239,041          | 68,922            | 8,506          |
| . . . . . VII  | 2,003                                  | 8,529                 | 193,186          | 51,823            | 10,754         |
| . . . . . VIII   | 1,541                                  | 6,627                 | 156,748          | 39,808            | 2,670          |
| <i>*High</i> . . . . . IX                                  | 1,079                                  | 3,726                 | 84,985           | 19,908            | 2,180          |
| . . . . . X  | 839                                    | 2,945                 | 72,335           | 15,870            | 1,838          |
| . . . . . XI   | 557                                    | 2,268                 | 57,430           | 9,427             | 100            |
| . . . . . XII  | 2                                      | 264                   | 9,715            | 1,232             | 1              |
| <b>TOTALS</b> . . . . .                                    | <b>23,424</b>                          | <b>250,357</b>        | <b>6,119,066</b> | <b>2,452,828</b>  | <b>253,126</b> |
| <b>UNIVERSITY AND INTERMEDIATE EDUCA-<br/>TION.</b>        |  |                       |                  |                   |                |
| <i>I. Intermediate classes—</i>                            |  |                       |                  |                   |                |
| 1st year . . . . .   | 222                                    | 774                   | 18,805           | 3,714             | 254            |
| 2nd year . . . . .   | 212                                    | 611                   | 17,132           | 3,251             | 279            |
| <i>Degree classes—</i>                                     |  |                       |                  |                   |                |
| 1st year . . . . .   | 62                                     | 356                   | 8,437            | 1,440             | 89             |
| 2nd year . . . . .   | 74                                     | 361                   | 9,126            | 1,728             | 132            |
|  |  |                       | (b)              | (b)               |                |
| 3rd year . . . . .   | 5                                      | 26                    | 426              | 72                | ..             |
| <i>Post-graduate classes—</i>                              |  |                       |                  |                   |                |
| 1st year . . . . .   | 4                                      | 73                    | 1,666            | 370               | ..             |
| 2nd year . . . . .   | 2                                      | 32                    | 1,375            | 239               | 1              |
| <i>Research student—</i>                                   |  |                       |                  |                   |                |
| .. . . .   | ..                                     | 19                    | 175              | 21                | ..             |
| <b>TOTALS</b> . . . . .                                    | <b>581</b>                             | <b>2,252</b>          | <b>57,142</b>    | <b>10,835</b>     | <b>755</b>     |
| <b>No. of scholars in recognised institutions</b>          | <b>24,005</b>                          | <b>252,609</b>        | <b>6,176,228</b> | <b>2,463,663</b>  | <b>253,681</b> |
| <b>No. of scholars in unrecognised institu-<br/>tions.</b> | <b>4</b>                               | <b>5,219</b>          | <b>138,562</b>   | <b>176,291</b>    | <b>189,203</b> |
| <b>GRAND TOTALS</b> . . . . .                              | <b>24,009</b>                          | <b>257,828</b>        | <b>6,314,790</b> | <b>2,639,954</b>  | <b>443,084</b> |

\* Please draw two broad lines across the table indicating the stages where the High and Middle Departments begin. (These lines could not be drawn as there is no uniformity in the different provinces as to the stages where the High and Middle Departments begin).

† See explanation No. 9 on page 6.

(a) Includes 53,416 pupils in N. W. F. Province not shown in details.

(b) Includes 1 student in the 4th year class in N.-W. F. Province.

(c) Includes 518 and 146 pupils in U. P. and N.-W. F. Province respectively not shown in details.

(d) Includes 2 Christians, 908 Hindus and 135 Muhammadans in U. P. not shown in details.

## receiving General Education.

| Parsis. | Sikhs.    | Others.   | Total.           | No. of pupils from Rural Areas. |   |
|---------|-----------|-----------|------------------|---------------------------------|---|
| 6       | 7         | 8         | 9                | 10                              |   |
| 50,993  | 1,802,857 | 4,077,541 | 140,006,647      | ..                              | Total Population.                             |
|         |           |           |                  |                                 | SCHOOL EDUCATION.                             |
|         |           |           |                  |                                 | <i>Classes.</i>                               |
| 1,239   | 48,948    | 63,701    | 3,871,186        | 2,947,436                       | I <i>Primary.</i>                             |
| 760     | 26,395    | 26,364    | 1,709,608        | 1,390,519                       | II  |
| 873     | 18,291    | 21,826    | 1,249,351        | 978,181                         | III   |
| 828     | 15,361    | 15,934    | 882,653          | 653,921                         | IV  |
| 787     | 11,831    | 7,926     | 557,696          | 391,259                         | V   |
| 849     | 8,765     | 4,910     | 343,525          | 213,261                         | VI <i>* Middle.</i>                           |
| 846     | 6,443     | 3,403     | 276,987          | 166,067                         | VII   |
| 750     | 5,474     | 2,437     | 216,055          | 114,720                         | VIII  |
| 796     | 3,446     | 1,337     | 117,457          | 46,427                          | IX <i>* High.</i>                             |
| 714     | 2,707     | 1,023     | 98,271           | 38,069                          | X   |
| 665     | 53        | 659       | 71,159           | 27,164                          | XI  |
| 646     | 15        | 371       | 12,246           | 2,626                           | XII   |
| 9,753   | 147,729   | 149,891   | (e) 9,406,194    | (a) 7,023,066                   | TOTALS.                                       |
|         |           |           |                  |                                 | UNIVERSITY AND INTERMEDIATE EDUCATION.        |
|         |           |           |                  |                                 | <i>Intermediate classes—</i>                  |
| 332     | 753       | 288       | 25,142           | 8,777                           | 1st year                                      |
| 196     | 674       | 251       | 22,606           | 8,128                           | 2nd year                                      |
|         |           |           |                  |                                 | <i>Degree classes—</i>                        |
| † 84    | 264       | 110       | 10,842           | 3,926                           | 1st year                                      |
| 82      | 252       | 112       | 11,867           | 4,077                           | 2nd year                                      |
| ..      | 16        | 6         | 551              | 166                             | 3rd year                                      |
|         |           |           |                  |                                 | <i>Post-graduate classes—</i>                 |
| 18      | 40        | 18        | 2,189            | 844                             | 1st year                                      |
| 8       | 25        | 13        | 1,695            | 942                             | 2nd year                                      |
| 17      | 3         | 1         | 236              | 9                               | Research student—                             |
| 737     | 2,027     | 799       | (d) & (f) 76,173 | (c) 27,533                      | TOTALS.                                       |
| 10,490  | 149,756   | 150,690   | 9,482,367        | 7,050,599                       | No. of scholars in recognised institutions.   |
| 192     | 4,773     | 6,707     | 529,951          | 399,237                         | No. of scholars in unrecognised institutions. |
| 10,682  | 154,529   | 157,397   | 10,003,318       | 7,449,836                       | GRAND TOTALS.                                 |

(e) Excludes classification of 226 pupils in Assam (of whom 133 are reading purely classics, 89 reading in the Naga Hills Schools and 4 students of St. Edmund's college reading in the Intermediate college classes).

(f) Excludes 149 scholars of one Oriental College in the Punjab and 56 scholars of the Ravenshaw College in Bihar and Orissa reading Law only also excludes 1,670 scholars reading in school stages in colleges in the Punjab; and includes 4 students of St. Edmund's College in Assam.

† Excludes 9,925 and 58,686 persons not enumerated by religion in Burma and in the Administered Areas in Hyderabad respectively.



## IV-B.—Race or Creed of Female Scholars

|  | Europeans<br>and<br>Anglo-<br>Indians. | Indian<br>Christians. | Hindus.†   | Muham-<br>madans. | Buddhists. |         |
|--|--|-----------------------|------------|-------------------|------------|---------|
|  | 1                                      | 2                     | 3          | 4                 | 5          |         |
| <b>Total Population</b> . . . . .                          | 105,381                                | 1,785,701             | 86,016,169 | 31,818,305        | 6,425,089  |         |
| <b>SCHOOL EDUCATION.</b>                                   |  |                       |            |                   |            |         |
|  | <i>Classes</i>                         |                       |            |                   |            |         |
| <i>Primary</i> . . . . .                                   | I                                      | 6,125                 | 70,181     | 783,890           | 402,921    | 117,297 |
| . . . . .  | II                                     | 2,544                 | 24,380     | 244,242           | 91,603     | 27,694  |
| . . . . .  | III                                    | 2,556                 | 18,586     | 158,140           | 42,144     | 17,035  |
| . . . . .  | IV                                     | 2,594                 | 14,012     | 87,203            | 15,217     | 8,975   |
| . . . . .  | V                                      | 2,331                 | 9,372      | 45,351            | 6,907      | 2,082   |
| <i>‡Middle</i> . . . . .                                   | VI                                     | 2,027                 | 6,809      | 18,259            | 2,435      | 2,022   |
| . . . . .  | VII                                    | 1,718                 | 5,537      | 12,146            | 1,492      | 2,075   |
| . . . . .  | VIII                                   | 1,341                 | 3,500      | 6,145             | 664        | 402     |
| <i>‡High</i> . . . . .                                     | IX                                     | 873                   | 1,582      | 2,945             | 396        | 341     |
| . . . . .  | X                                      | 540                   | 1,039      | 1,838             | 144        | 208     |
| . . . . .  | XI                                     | 338                   | 567        | 1,425             | 46         | 1       |
| . . . . .  | XII                                    | 12                    | 73         | 544               | 8          | ..      |
|  | <b>TOTALS</b> .                        | 22,999                | 155,638    | 1,362,128         | 563,977    | 178,132 |
| <b>UNIVERSITY AND INTERMEDIATE EDUCA-<br/>TION.</b>        |  |                       |            |                   |            |         |
| <i>Intermediate classes—</i>                               |  |                       |            |                   |            |         |
| 1st year . . . . .   | 59                                     | 271                   | 688        | 50                | 34         |         |
| 2nd year . . . . .   | 55                                     | 192                   | 405        | 28                | 22         |         |
| <i>Degree classes—</i>                                     |  |                       |            |                   |            |         |
| 1st year . . . . .   | 31                                     | 104                   | 255        | 16                | 9          |         |
| 2nd year . . . . .   | 29                                     | 125                   | 174        | 10                | 11         |         |
| 3rd year . . . . .   | 1                                      | 6                     | 7          | ..                | ..         |         |
| <i>Post-graduate classes—</i>                              |  |                       |            |                   |            |         |
| 1st year . . . . .   | 3                                      | 20                    | 30         | 1                 | ..         |         |
| 2nd year . . . . .   | 2                                      | 8                     | 30         | ..                | ..         |         |
| <i>Research students—</i> . . . . .                        | ..                                     | ..                    | 6          | ..                | ..         |         |
|  | <b>TOTALS</b> .                        | 180                   | 726        | 1,595             | 105        | 76      |
| <b>No. of scholars in recognised institutions</b>          | 23,179                                 | 156,364               | 1,363,723  | 564,082           | 178,208    |         |
| <b>No. of scholars in unrecognised institu-<br/>tions.</b> | ..                                     | 3,657                 | 27,641     | 81,354            | 5,186      |         |
| <b>GRAND TOTALS</b> .                                      | 23,179                                 | 160,021               | 1,391,364  | 645,436           | 183,394    |         |

(a) Excludes classification of 71 girls in Assam.

(b) Includes 2,993 pupils in N.-W. F. Province not shown in details.

(c) Excludes 22 scholars in the Punjab receiving vocational and special education included under "Technical and Industrial schools" in Table V-B.

## receiving General Education.

| Paras. | Sikhs.    | Others.   | Total.        | No. of pupils from Rural Areas. |   |
|--------|-----------|-----------|---------------|---------------------------------|---|
| 6      | 7         | 8         | 9             | 10                              |   |
| 46,872 | 1,418,192 | 4,031,729 | 131,647,438*  | ..                              | Total Population.                             |
|        |           |           |               |                                 | <b>SCHOOL EDUCATION.</b>                      |
|        |           |           |               |                                 | <i>Classes.</i>                               |
| 1,476  | 14,560    | 13,749    | 1,410,199     | 960,413                         | I Primary                                     |
| 929    | 4,630     | 5,196     | 401,218       | 261,675                         | II  |
| 868    | 3,385     | 4,005     | 246,719       | 149,498                         | III   |
| 971    | 2,420     | 2,391     | 133,783       | 65,561                          | IV  |
| 848    | 1,778     | 1,276     | 69,945        | 27,474                          | V   |
| 706    | 445       | 649       | 33,352        | 8,750                           | VI † Middle.                                  |
| 678    | 295       | 386       | 24,327        | 5,941                           | VII   |
| 460    | 271       | 142       | 12,934        | 1,936                           | VIII  |
| 443    | 120       | 83        | 6,783         | 523                             | IX † High.                                    |
| 329    | 57        | 56        | 4,211         | 284                             | X   |
| 264    | 1         | 44        | 2,686         | 126                             | XI  |
| 242    | ..        | 22        | 991           | 27                              | XII   |
| 8,223  | 27,962    | 27,999    | (a) 2,347,058 | (b) 1,485,201                   | TOTALS.                                       |
|        |           |           |               |                                 | <b>UNIVERSITY AND INTERMEDIATE EDUCATION.</b> |
|        |           |           |               |                                 | <i>Intermediate classes—</i>                  |
| 75     | 16        | 13        | 1,266         | 269                             | 1st year                                      |
| 57     | 12        | 18        | 789           | 138                             | 2nd year                                      |
|        |           |           |               |                                 | <i>Degree classes—</i>                        |
| 31     | 2         | 14        | 462           | 136                             | 1st year                                      |
| 15     | 1         | 10        | 375           | 84                              | 2nd year                                      |
| 1      | ..        | ..        | 15            | 3                               | 3rd year                                      |
|        |           |           |               |                                 | <i>Post-graduate classes—</i>                 |
| 8      | ..        | ..        | 62            | 2                               | 1st year                                      |
| 9      | ..        | ..        | 49            | ..                              | 2nd year                                      |
| 1      | ..        | 1         | 8             | 1                               | Research students—                            |
| 197    | 31        | 56        | 2,966         | 633                             | TOTALS.                                       |
| 8,420  | 27,993    | 28,055    | 2,350,024     | 1,485,834                       | No. of scholars in recognised institutions.   |
| 165    | 3,552     | 1,543     | (c) 123,098   | 91,443                          | No. of scholars in unrecognised institutions. |
| 8,585  | 31,545    | 29,598    | 2,473,122     | 1,577,277                       | GRAND TOTALS.                                 |

\* Excludes 9,724 and 47,731 persons not enumerated by religion in Burma and in the Administered Areas in Hyderabad respectively.

† See explanation No. 9 on page 6.

‡ Vide footnote \* on preceding page.

## V-A.—Race or Creed of Male Scholars receiving

|   | Europeans<br>and<br>Anglo-<br>Indians. | Indian<br>Christians. | Hindus.*       | Muham-<br>madans. | Buddhists.    |
|---|--|-----------------------|----------------|-------------------|---------------|
|   | 1                                      | 2                     | 3              | 4                 | 5             |
| <i>School Education.</i>                      |  |                       |                |                   |               |
| Arts Schools . . . . .                        | 7                                      | 105                   | 1,848          | 329               | 2             |
| Law Schools . . . . .                         | ..                                     | ..                    | 108            | 19                | ..            |
| Medical Schools . . . . .                     | 41                                     | 200                   | 4,848          | 747               | 60            |
| Normal and Training Schools . . . . .         | 2                                      | 2,666                 | 13,901         | 4,233             | 529           |
| Engineering and Surveying Schools . . . . .   | 24                                     | 50                    | 1,587          | 167               | 143           |
| Technical and Industrial Schools . . . . .    | 472                                    | 2,921                 | 12,032         | 5,207             | 127           |
| Commercial Schools . . . . .                  | 158                                    | 345                   | 4,217          | 543               | 305           |
| Agricultural Schools . . . . .                | ..                                     | 124                   | 219            | 76                | 1             |
| Reformatory Schools . . . . .                 | 7                                      | 83                    | 1,394          | 698               | 72            |
| Schools for Defectives . . . . .              | 26                                     | 275                   | 582            | 73                | 8             |
| Schools for Adults . . . . .                  | ..                                     | 270                   | 23,820         | 29,765            | 207           |
| Other Schools . . . . .                       | 12                                     | 392                   | 40,517         | 76,894            | 13,285        |
| <b>Totals . . . . .</b>                       | <b>749</b>                             | <b>7,431</b>          | <b>105,071</b> | <b>118,751</b>    | <b>14,739</b> |
| <i>University and Intermediate Education.</i> |  |                       |                |                   |               |
| Law . . . . .                                 | 7                                      | 108                   | 5,746          | 1,002             | 5             |
| Medicine . . . . .                            | 78                                     | 192                   | 2,939          | 462               | 20            |
| Education . . . . .                           | 30                                     | 58                    | 859            | 309               | 39            |
| Engineering . . . . .                         | 31                                     | 53                    | 1,604          | 188               | 11            |
| Agriculture . . . . .                         | ..                                     | 21                    | 646            | 163               | 24            |
| Commerce . . . . .                            | 1                                      | 30                    | 1,603          | 91                | 4             |
| Forestry . . . . .                            | ..                                     | 10                    | 52             | 17                | 7             |
| Veterinary Science . . . . .                  | 3                                      | 31                    | 314            | 108               | 5             |
| <b>Total . . . . .</b>                        | <b>150</b>                             | <b>503</b>            | <b>13,763</b>  | <b>2,340</b>      | <b>165</b>    |
| <b>GRAND TOTALS . . . . .</b>                 | <b>899</b>                             | <b>7,934</b>          | <b>118,834</b> | <b>121,091</b>    | <b>14,904</b> |

\* See explanation No. 9 on page 6.

(a) Includes 56 students of the Ravenshaw College in Bihar and Orrissa (shown against Arts and  
(b) Excludes 147 students not reading the University

*Vocational and Special Education.*

| Parsis. | Sikhs. | Others. | Total.    | No. of pupils from Rural Areas. |   |
|---------|--------|---------|-----------|---------------------------------|---|
| 6       | 7      | 8       | 9         | 10                              |   |
|         |        |         |           |                                 | <i>School Education.</i>                      |
| 26      | 33     | 16      | 2,366     | 375                             | Arts Schools.                                 |
| ..      | ..     | ..      | 127       | 99                              | Law Schools.                                  |
| 3       | 132    | 30      | 6,059     | 2,202                           | Medical Schools.                              |
| ..      | 263    | 92      | 21,686    | 14,169                          | Normal and Training Schools.                  |
| 17      | 62     | 12      | 2,062     | 1,102                           | Engineering and Surveying Schools             |
| 152     | 396    | 354     | 21,661    | 7,076                           | Technical and Industrial Schools.             |
| 308     | 67     | 41      | 5,984     | 818                             | Commercial Schools.                           |
| ..      | 1      | 3       | 424       | 390                             | Agricultural Schools.                         |
| 2       | 6      | 14      | 2,276     | 689                             | Reformatory Schools.                          |
| 12      | 6      | 28      | 1,010     | 235                             | Schools for Defectives.                       |
| 20      | 2,056  | 310     | 56,448    | 40,833                          | Schools for Adults.                           |
| 1       | 395    | 640     | 132,136   | 102,137                         | Other Schools.                                |
| 541     | 3,417  | 1,640   | 252,239   | 170,125                         | TOTALS.                                       |
|         |        |         |           |                                 | <i>University and Intermediate Education.</i> |
| 50      | 121    | 97      | (a) 7,186 | 2,624                           | Law.  |
| 56      | 71     | 55      | 3,873     | 1,266                           | Medicine.                                     |
| 1       | 54     | 4       | 1,354     | 426                             | Education.                                    |
| 32      | 74     | 31      | (b) 2,024 | 831                             | Engineering.                                  |
| 8       | 70     | 10      | 942       | 366                             | Agriculture.                                  |
| 53      | 10     | 66      | 1,858     | 887                             | Commerce.                                     |
| ..      | 1      | ..      | 87        | 16                              | Forestry.                                     |
| ..      | 27     | 1       | 489       | 94                              | Veterinary Science.                           |
| 200     | 428    | 264     | 17,813    | 6,510                           | TOTALS.                                       |
| 741     | 3,845  | 1,904   | 270,052   | 176,635                         | GRAND TOTALS.                                 |

Science in Table II-A) reading Law only.  
course in Bihar and Orissa.

## V-B.—Race or Creed of Female Scholars

|   | Europeans<br>and<br>Anglo-<br>Indians. | Indian<br>Christians. | Hindus.* | Muham-<br>madans. | Buddhists. |
|---|--|-----------------------|----------|-------------------|------------|
|   | 1                                      | 2                     | 3        | 4                 | 5          |
| <i>School Education.</i>                      |  |                       |          |                   |            |
| Medical Schools . . . . .                     | 18                                     | 369                   | 192      | 36                | 5          |
| Normal and Training Schools . . . . .         | 269                                    | 3,086                 | 2,456    | 657               | 354        |
| Technical and Industrial Schools . . . . .    | 99                                     | 2,465                 | 1,884    | 313               | 65         |
| Commercial Schools . . . . .                  | 170                                    | 26                    | 8        | 3                 | 26         |
| Agricultural Schools . . . . .                | ..                                     | 34                    | ..       | ..                | ..         |
| Schools for Adults . . . . .                  | ..                                     | 18                    | 1,015    | 156               | 53         |
| Other Schools . . . . .                       | 40                                     | 529                   | 1,750    | 1,090             | 400        |
| TOTALS . . . . .                              | 596                                    | 6,527                 | 7,305    | 2,255             | 903        |
| <i>University and Intermediate Education.</i> |  |                       |          |                   |            |
| Medicine . . . . .                            | 40                                     | 74                    | 149      | 20                | 3          |
| Education . . . . .                           | 78                                     | 64                    | 60       | 2                 | 17         |
| Law . . . . .                                 | ..                                     | 2                     | 10       | ..                | 1          |
| Agriculture . . . . .                         | ..                                     | ..                    | ..       | ..                | ..         |
| Commerce . . . . .                            | ..                                     | 2                     | ..       | ..                | ..         |
| TOTALS . . . . .                              | 118                                    | 142                   | 219      | 22                | 21         |
| GRAND TOTALS . . . . .                        | 714                                    | 6,669                 | 7,524    | 2,277             | 924        |

\*See explanation No. 9 on page 6.

(a) Includes 22 scholars in unrecognised Institutions in the Punjab.

*receiving Vocational and Special Education.*

| Parsis. | Sikhs. | Others. | Total.    | No. of pupils from Rural Areas. |   |
|---------|--------|---------|-----------|---------------------------------|---|
| 6       | 7      | 8       | 9         | 10                              |   |
|         |        |         |           |                                 | <i>School Education.</i>                      |
| ..      | 32     | 8       | 660       | 17                              | Medical Schools.                              |
| 43      | 174    | 43      | 7,082     | 2,058                           | Normal and Training Schools.                  |
| 29      | 81     | 136     | (a) 5,072 | 1,534                           | Technical and Industrial Schools.             |
| 20      | ..     | 9       | 262       | ..                              | Commercial Schools.                           |
| ..      | ..     | 6       | 40        | 40                              | Agricultural Schools.                         |
| 198     | ..     | 9       | 1,449     | 409                             | Schools for Adults.                           |
| 72      | 117    | 314     | 4,312     | 2,084                           | Other Schools.                                |
| 362     | 404    | 525     | 18,877    | 6,142                           | TOTALS.                                       |
|         |        |         |           |                                 | <i>University and Intermediate Education.</i> |
| 19      | 13     | 10      | 328       | 39                              | Medicine.                                     |
| 2       | ..     | 5       | 228       | 35                              | Education.                                    |
| 8       | ..     | ..      | 21        | ..                              | Law.  |
| ..      | ..     | ..      | ..        | ..                              | Agriculture.                                  |
| ..      | ..     | ..      | 2         | ..                              | Commerce.                                     |
| 29      | 13     | 15      | 579       | 74                              | TOTALS.                                       |
| 391     | 417    | 540     | 19,456    | 6,216                           | GRAND TOTALS.                                 |

|                                     | Trained Teachers with the following educational qualifications. |                                 |                       |                        |                       |
|-------------------------------------|---|---------------------------------|-----------------------|------------------------|-----------------------|
|                                     | A Degree.   | Passed Matric. or School Final. | Passed Middle School. | Passed Primary School. | Lower qualifications. |
|                                     | 1   | 2                               | 3                     | 4                      | 5                     |
| <b>CLASS OF INSTITUTIONS.</b>       |   |                                 |                       |                        |                       |
| <i>Primary Schools.</i>             |   |                                 |                       |                        |                       |
| Government . . . . .                | 4   | 201                             | 1,266                 | 1,474                  | 42                    |
| Local Board and Municipal . . . . . | 38  | 3,071                           | 56,133                | 41,151                 | 382                   |
| Aided . . . . .                     | 51  | 2,550                           | 32,267                | 18,845                 | 760                   |
| Unaided . . . . .                   | 1   | 69                              | 1,095                 | 425                    | 5                     |
| <b>TOTALS . . . . .</b>             | <b>94</b>   | <b>5,891</b>                    | <b>90,761</b>         | <b>61,895</b>          | <b>1,179</b>          |
| <i>Middle Schools.</i>              |   |                                 |                       |                        |                       |
| Government . . . . .                | 75  | 439                             | 349                   | 9                      | 8                     |
| Local Board and Municipal . . . . . | 368   | 2,336                           | 20,430                | 851                    | 237                   |
| Aided . . . . .                     | 266   | 1,359                           | 4,161                 | 1,239                  | 294                   |
| Unaided . . . . .                   | 51  | 188                             | 885                   | 35                     | 8                     |
| <b>TOTALS . . . . .</b>             | <b>760</b>  | <b>4,322</b>                    | <b>25,825</b>         | <b>2,134</b>           | <b>547</b>            |
| <i>High Schools.</i>                |   |                                 |                       |                        |                       |
| Government . . . . .                | 2,429   | 1,242                           | 849                   | 98                     | 150                   |
| Local Board and Municipal . . . . . | 1,272   | 1,506                           | 404                   | 74                     | 499                   |
| Aided . . . . .                     | 3,858   | 3,558                           | 2,377                 | 383                    | 681                   |
| Unaided . . . . .                   | 282   | 240                             | 511                   | 19                     | 13                    |
| <b>TOTALS . . . . .</b>             | <b>7,841</b>  | <b>6,546</b>                    | <b>4,141</b>          | <b>574</b>             | <b>1,343</b>          |
| <b>GRAND TOTALS . . . . .</b>       | <b>8,695</b>  | <b>16,759</b>                   | <b>120,727</b>        | <b>64,603</b>          | <b>3,069</b>          |

## Teachers.

| Untrained Teachers.           |                  |                       |                  | Total Trained Teachers. | Total Un-trained Teachers. | Grand totals of Teachers. | —                          |
|-------------------------------|------------------|-----------------------|------------------|-------------------------|----------------------------|---------------------------|----------------------------|
| Possessing a degree.          |                  | Possessing no degree. |                  |                         |                            |                           |                            |
| Certificated.                 | Un-certificated. | Certificated.         | Un-certificated. |                         |                            |                           |                            |
| 6                             | 7                | 8                     | 9                | 10                      | 11                         | 12                        |                            |
| <b>CLASS OF INSTITUTIONS.</b> |                  |                       |                  |                         |                            |                           |                            |
| <i>Primary Schools.</i>       |                  |                       |                  |                         |                            |                           |                            |
| 4                             | 5                | 192                   | 407              | 2,987                   | 608                        | 3,595                     | Government.                |
| 139                           | 434              | 5,040                 | 35,436           | 100,775                 | 41,049                     | 141,824                   | Local Board and Municipal. |
| 73                            | 128              | 27,802                | 76,350           | 54,463                  | 104,353                    | 158,816                   | Aided.                     |
| 6                             | 22               | 3,206                 | 8,954            | 1,595                   | 12,188                     | 13,783                    | Unaided.                   |
| 222                           | 589              | 36,240                | 121,147          | 159,820                 | 158,198                    | 318,018                   | TOTALS.                    |
| <i>Middle Schools.</i>        |                  |                       |                  |                         |                            |                           |                            |
| 11                            | 19               | 58                    | 90               | 880                     | 178                        | 1,058                     | Government.                |
| 29                            | 180              | 661                   | 3,759            | 24,222                  | 4,629                      | 28,851                    | Local Board and Municipal. |
| 222                           | 477              | 4,207                 | 4,879            | 7,319                   | 9,785                      | 17,104                    | Aided.                     |
| 35                            | 163              | 1,007                 | 2,002            | 1,167                   | 3,207                      | 4,374                     | Unaided.                   |
| 297                           | 839              | 5,933                 | 10,730           | 33,588                  | 17,799                     | 51,387                    | TOTALS.                    |
| <i>High Schools.</i>          |                  |                       |                  |                         |                            |                           |                            |
| 116                           | 326              | 274                   | 609              | 4,768                   | 1,385                      | 6,153                     | Government.                |
| 121                           | 233              | 152                   | 585              | 3,755                   | 1,091                      | 4,846                     | Local Board and Municipal. |
| 2,125                         | 3,168            | 3,270                 | 5,646            | 10,857                  | 14,209                     | 25,066                    | Aided.                     |
| 1,549                         | 1,268            | 2,141                 | 2,302            | 1,065                   | 7,260                      | 8,325                     | Unaided.                   |
| 3,911                         | 4,995            | 5,837                 | 9,202            | 20,445                  | 23,945                     | 44,390                    | TOTALS.                    |
| 4,430                         | 6,423            | 48,010                | 141,079          | 213,853                 | 199,942                    | 413,795                   | GRAND TOTALS.              |



|                                     | Trained Teachers with the following educational qualifications. |                                 |                       |                        |                       |
|-------------------------------------|---|---------------------------------|-----------------------|------------------------|-----------------------|
|                                     | A Degree.   | Passed Matric. or School Final. | Passed Middle School. | Passed Primary School. | Lower qualifications. |
|                                     | 1   | 2                               | 3                     | 4                      | 5                     |
| <b>CLASS OF INSTITUTIONS.</b>       |   |                                 |                       |                        |                       |
| <i>Primary Schools.</i>             |   |                                 |                       |                        |                       |
| Government . . . . .                | 1   | 83                              | 351                   | 334                    | 8                     |
| Local Board and Municipal . . . . . | ..  | 230                             | 3,110                 | 4,792                  | 55                    |
| Aided .. . . .                      | 18  | 567                             | 4,167                 | 2,763                  | 324                   |
| Unaided . . . . .                   | ..  | 14                              | 80                    | 67                     | 1                     |
| <b>TOTALS</b> . . . . .             | 19  | 894                             | 7,708                 | 7,956                  | 388                   |
| <i>Middle Schools.</i>              |   |                                 |                       |                        |                       |
| Government . . . . .                | 31  | 97                              | 292                   | 120                    | 11                    |
| Local Board and Municipal . . . . . | 8   | 49                              | 275                   | 150                    | 17                    |
| Aided . . . . .                     | 92  | 734                             | 1,398                 | 686                    | 164                   |
| Unaided . . . . .                   | 4   | 34                              | 70                    | 12                     | ..                    |
| <b>TOTALS</b> . . . . .             | 135   | 914                             | 2,035                 | 968                    | 192                   |
| <i>High Schools.</i>                |   |                                 |                       |                        |                       |
| Government . . . . .                | 120   | 253                             | 229                   | 11                     | 25                    |
| Local Board and Municipal . . . . . | 7   | 15                              | 15                    | 24                     | 6                     |
| Aided . . . . .                     | 420   | 1,467                           | 551                   | 188                    | 108                   |
| Unaided . . . . .                   | 13  | 38                              | 9                     | 2                      | 3                     |
| <b>TOTALS</b> . . . . .             | 560   | 1,773                           | 804                   | 225                    | 142                   |
| <b>GRAND TOTALS</b> . . . . .       | 714   | 3,581                           | 10,547                | 9,149                  | 723                   |

## Teachers.

| Untrained Teachers.           |                           |                          |                           | Total<br>Trained<br>Teachers. | Total<br>Un-<br>trained<br>Teachers. | Grand<br>totals<br>of<br>Teachers. |                            |
|-------------------------------|---------------------------|--------------------------|---------------------------|-------------------------------|--------------------------------------|------------------------------------|----------------------------|
| Possessing<br>a degree.       |                           | Possessing<br>no degree. |                           |                               |                                      |                                    |                            |
| Certifi-<br>cated.            | Un-<br>certifi-<br>cated. | Certifi-<br>cated.       | Un-<br>certifi-<br>cated. |                               |                                      |                                    |                            |
| 6                             | 7                         | 8                        | 9                         | 10                            | 11                                   | 12                                 |                            |
| <b>CLASS OF INSTITUTIONS.</b> |                           |                          |                           |                               |                                      |                                    |                            |
| <i>Primary Schools.</i>       |                           |                          |                           |                               |                                      |                                    |                            |
| ..                            | 1                         | 27                       | 370                       | 777                           | 398                                  | 1,175                              | Government.                |
| 3                             | 6                         | 306                      | 4,842                     | 8,187                         | 5,157                                | 13,344                             | Local Board and Municipal. |
| 15                            | 14                        | 2,320                    | 7,536                     | 7,839                         | 9,885                                | 17,724                             | Aided.                     |
| ..                            | 1                         | 243                      | 875                       | 162                           | 1,119                                | 1,281                              | Unaided.                   |
| 18                            | 22                        | 2,896                    | 13,623                    | 16,965                        | 16,569                               | 33,524                             | TOTALS.                    |
| <i>Middle Schools.</i>        |                           |                          |                           |                               |                                      |                                    |                            |
| 5                             | 5                         | 8                        | 277                       | 551                           | 295                                  | 846                                | Government.                |
| 1                             | 3                         | 21                       | 302                       | 499                           | 327                                  | 826                                | Local Board and Municipal. |
| 35                            | 63                        | 304                      | 1,241                     | 3,074                         | 1,643                                | 4,717                              | Aided.                     |
| 5                             | 6                         | 17                       | 116                       | 120                           | 144                                  | 264                                | Unaided.                   |
| 46                            | 77                        | 350                      | 1,936                     | 4,244                         | 2,409                                | 6,653                              | TOTALS.                    |
| <i>High Schools.</i>          |                           |                          |                           |                               |                                      |                                    |                            |
| 13                            | 51                        | 31                       | 82                        | 638                           | 177                                  | 815                                | Government.                |
| ..                            | 3                         | 2                        | 4                         | 67                            | 9                                    | 76                                 | Local Board and Municipal. |
| 106                           | 247                       | 223                      | 844                       | 2,734                         | 1,420                                | 4,154                              | Aided.                     |
| 7                             | 18                        | 25                       | 65                        | 65                            | 115                                  | 180                                | Unaided.                   |
| 126                           | 319                       | 281                      | 995                       | 3,504                         | 1,721                                | 5,225                              | TOTALS.                    |
| 190                           | 418                       | 3,527                    | 16,554                    | 24,713                        | 20,689                               | 45,402                             | GRAND TOTALS.              |

|   |                  |         |                               |
|---|------------------|---------|-------------------------------|
| Total European and Anglo-Indian population. | Male . . . . .   | 164,810 | Percentage to Males.<br>18·17 |
|   | Female . . . . . | 105,381 |                               |
|   | Total . . . . .  | 270,191 |                               |

|  | Institutions. | Scholars on roll on March 31st. | Number of females in institutions for males and vice versa. | Number of Non-Europeans on roll. | Teachers. |             |
|--|---------------|---------------------------------|---|----------------------------------|-----------|-------------|
|  |               |                                 |   |                                  | Trained.  | Un-trained. |
|  | 1             | 2                               | 3   | 4                                | 5         | 6           |
| <i>Institutions for Males.</i>             |               |                                 |   |                                  |           |             |
| Arts Colleges . . . . .                    | 7             | 267                             | ..  | 56                               | 61        | 17          |
| Training Colleges . . . . .                | 1             | 26                              | ..  | ..                               | ..        | ..          |
| High Schools . . . . .                     | 72            | 17,660                          | 825   | 4,404                            | 673       | 345         |
| Middle Schools . . . . .                   | 36            | 4,608                           | 1,375   | 960                              | 192       | 91          |
| Primary Schools . . . . .                  | 48            | 3,212                           | 1,034   | 488                              | 124       | 64          |
| Training Schools . . . . .                 | ..            | ..                              | ..  | ..                               | ..        | ..          |
| Technical and Industrial Schools . . . . . | 2             | 246                             | ..  | 64                               | 14        | 2           |
| Commercial Schools . . . . .               | ..            | ..                              | ..  | ..                               | ..        | ..          |
| Other Schools . . . . .                    | 1             | 22                              | 9   | ..                               | 1         | 5           |
| <b>TOTALS</b> . . . . .                    | 167           | 26,041                          | 3,243   | 5,972                            | 1,065     | 524         |
| <i>Institutions for Females.</i>           |               |                                 |   |                                  |           |             |
| Arts Colleges . . . . .                    | ..            | ..                              | ..  | ..                               | ..        | ..          |
| Training Colleges . . . . .                | 2             | 43                              | ..  | ..                               | 8         | 2           |
| High Schools . . . . .                     | 106           | 19,594                          | 3,360   | 4,269                            | 1,001     | 411         |
| Middle Schools . . . . .                   | 60            | 7,172                           | 2,056   | 1,675                            | 303       | 130         |
| Primary Schools . . . . .                  | 71            | 4,654                           | 1,726   | 1,110                            | 170       | 131         |
| Training Schools . . . . .                 | 10            | 254                             | ..  | 21                               | 41        | 1           |
| Technical and Industrial Schools . . . . . | 1             | 82                              | ..  | ..                               | 5         | 3           |
| Commercial Schools . . . . .               | 4             | 93                              | ..  | 8                                | 7         | 5           |
| Other Schools . . . . .                    | 1             | 15                              | ..  | ..                               | 1         | ..          |
| <b>TOTALS</b> . . . . .                    | 255           | 31,907                          | 7,142   | 7,083                            | 1,536     | 683         |
| <b>GRAND TOTALS FOR INSTITUTIONS.</b>      | 422           | 57,948                          | ..  | 13,055                           | 2,601     | 1,207       |
|  |               |                                 | Inspection . . . . .  |                                  |           |             |
|  |               |                                 | Buildings, etc. . . . .                                     |                                  |           |             |
|  |               |                                 | Miscellaneous . . . . .                                     |                                  |           |             |
|  |               |                                 | <b>TOTALS</b>   |                                  |           |             |
|  |               |                                 | <b>GRAND TOTALS</b>   |                                  |           |             |

Expenditure on Buildings includes Rs. 58,769 spent by the Public Works Department.

"Miscellaneous" includes the following main items:—

Scholarships, Hostel charges and other contingent charges.

**Education.****European and Anglo-Indian Population of those at school.**

Females.

Total.

26.58

21.45

| Expenditure from                 |                  |                  |                   | Total<br>expenditure. |   |
|----------------------------------|------------------|------------------|-------------------|-----------------------|---|
| Govt.<br>funds.                  | Local<br>funds.* | Fees.            | Other<br>sources. |                       |   |
| 7                                | 8                | 9                | 10                | 11                    |   |
| <i>Institutions for Males.</i>   |                  |                  |                   |                       |   |
| 1,59,013                         | ..               | 1,68,024         | 75,966            | 4,03,003              | Arts Colleges.                              |
| 21,785                           | ..               | ..               | ..                | 21,785                | Training Colleges.                          |
| 11,26,576                        | 12,102           | 13,02,594        | 7,49,960          | 31,91,232             | High Schools.                               |
| 2,19,494                         | ..               | 1,54,974         | 1,62,516          | 5,36,984              | Middle Schools.                             |
| 79,192                           | 814              | 76,645           | 1,22,959          | 2,79,610              | Primary Schools.                            |
| 3,338                            | ..               | ..               | ..                | 3,338                 | Training Schools.                           |
| 13,680                           | ..               | 1,409            | 13,086            | 28,175                | Technical and Industrial Schools.           |
| ..                               | ..               | ..               | ..                | ..                    | Commercial Schools.                         |
| 8,222                            | ..               | 5,329            | ..                | 13,551                | Other Schools.                              |
| <b>16,31,300</b>                 | <b>12,916</b>    | <b>17,08,975</b> | <b>11,24,487</b>  | <b>44,77,678</b>      | <b>TOTALS.</b>                              |
| <i>Institutions for Females.</i> |                  |                  |                   |                       |   |
| ..                               | ..               | ..               | ..                | ..                    | Arts College.                               |
| 42,643                           | ..               | 3,393            | ..                | 46,036                | Training Colleges.                          |
| 11,21,260                        | 24,127           | 12,78,579        | 5,62,266          | 29,86,232             | High Schools.                               |
| 2,88,173                         | 6,896            | 2,41,369         | 2,41,865          | 7,78,103              | Middle Schools.                             |
| 1,30,948                         | 3,331            | 1,43,095         | 1,49,097          | 4,26,471              | Primary Schools.                            |
| 65,294                           | ..               | 18,794           | 24,233            | 1,08,321              | Training Schools.                           |
| 700                              | ..               | ..               | 2,162             | 2,862                 | Technical and Industrial<br>Schools.        |
| 6,631                            | ..               | 10,971           | 2,147             | 19,749                | Commercial Schools.                         |
| 13,320                           | ..               | 133              | 2,773             | 16,226                | Other Schools.                              |
| <b>16,68,969</b>                 | <b>34,154</b>    | <b>16,96,334</b> | <b>9,84,543</b>   | <b>43,84,000</b>      | <b>TOTALS.</b>                              |
| <b>33,00,269</b>                 | <b>47,070</b>    | <b>34,05,309</b> | <b>21,09,030</b>  | <b>88,61,678</b>      | <b>GRAND TOTALS FOR INSTITU-<br/>TIONS.</b> |
| 1,20,805                         | ..               | ..               | ..                | 1,20,805              | Inspection.                                 |
| 2,81,743                         | ..               | 1,41,871         | 8,80,310          | 13,03,924             | Buildings, etc.                             |
| 10,15,853                        | 3,694            | 26,96,315        | 15,36,887         | 52,52,749             | Miscellaneous.                              |
| 14,18,401                        | 3,694            | 28,38,186        | 24,17,197         | 66,77,478             | <b>TOTALS.</b>                              |
| 47,18,670                        | 50,764           | 62,43,495        | 45,26,227         | 1,55,39,156           | <b>GRAND TOTALS.</b>                        |

| Examinations.               | Males.               |          |        |                |          |        |
|-----------------------------|----------------------|----------|--------|----------------|----------|--------|
|                             | Number of Examinees. |          |        | Number Passed. |          |        |
|                             | Public.*             | Private. | Total. | Public.*       | Private. | Total. |
|                             | 1                    | 2        | 3      | 4              | 5        | 6      |
| <b>DEGREE EXAMINATIONS.</b> |                      |          |        |                |          |        |
| <i>Arts and Science.</i>    |                      |          |        |                |          |        |
| D. Litt. . . . .            | ..                   | 1        | 1      | ..             | 1        | 1      |
| Ph. D. . . . .              | 2                    | 6        | 8      | 2              | 6        | 8      |
| D. Sc. . . . .              | 2                    | 1        | 3      | 2              | 1        | 3      |
| M. A. . . . .               | 1,114                | 546      | 1,660  | 819            | 296      | 1,115  |
| M. Sc. . . . .              | 425                  | 48       | 473    | 313            | 24       | 337    |
| B. A. (Honours) . . .       | 1,509                | 57       | 1,566  | 1,096          | 28       | 1,124  |
| B. Sc. (Honours) . . .      | 227                  | 19       | 246    | 130            | 7        | 137    |
| B. A. (Pass) . . . . .      | 9,755                | 3,680    | 13,435 | 4,652          | 1,345    | 5,997  |
| B. Sc. (Pass) . . . . .     | 1,927                | 157      | 2,084  | 1,153          | 84       | 1,237  |
| <i>Law.</i>                 |                      |          |        |                |          |        |
| Master of Law . . . . .     | 7                    | 32       | 39     | 1              | 8        | 9      |
| Bachelor of Law . . . .     | 4,128                | 165      | 4,293  | 2,159          | 96       | 2,255  |
| <i>Medicine.</i>            |                      |          |        |                |          |        |
| M. D. . . . .               | 14                   | 16       | 30     | 6              | 5        | 11     |
| M. B. B. S. . . . .         | 1,192                | 2        | 1,194  | 469            | ..       | 469    |
| L. M. S. . . . .            | 63                   | ..       | 63     | 21             | ..       | 21     |
| L. C. P. & S. (Bombay) .    | ..                   | ..       | ..     | ..             | ..       | ..     |
| M. S. F. M. (Calcutta) .    | 21                   | ..       | 21     | 10             | ..       | 10     |
| M. S. . . . .               | 17                   | 2        | 19     | 2              | ..       | 2      |
| M. Obstetrics . . . . .     | ..                   | 1        | 1      | ..             | ..       | ..     |
| D. Hyg. . . . .             | 1                    | ..       | 1      | 1              | ..       | 1      |
| B. Hyg. . . . .             | 11                   | ..       | 11     | 4              | ..       | 4      |
| D. P. H. . . . .            | 6                    | 27       | 33     | 5              | 21       | 26     |
| D. O. . . . .               | 4                    | ..       | 4      | 2              | ..       | 2      |
| B. Sc. (Sanitary) . . . .   | 1                    | ..       | 1      | 1              | ..       | 1      |
| D T. M. (Calcutta) . . .    | 11                   | 27       | 38     | 10             | 21       | 31     |

\* i.e., appearing from a recognised institution.

## Results.

| Females.             |          |        |                |          |        | Examinations.            |
|----------------------|----------|--------|----------------|----------|--------|--------------------------|
| Number of Examinees. |          |        | Number Passed. |          |        |                          |
| Public.*             | Private. | Total. | Public.*       | Private. | Total. |                          |
| 7                    | 8        | 9      | 10             | 11       | 12     |                          |
|                      |          |        |                |          |        | DEGREE EXAMINATIONS.     |
|                      |          |        |                |          |        | <i>Arts and Science.</i> |
| ..                   | ..       | ..     | ..             | ..       | ..     | D. Litt.                 |
| ..                   | ..       | ..     | ..             | ..       | ..     | Ph. D.                   |
| ..                   | ..       | ..     | ..             | ..       | ..     | D. Sc.                   |
| 38                   | 14       | 52     | 25             | 9        | 34     | M. A.                    |
| 3                    | ..       | 3      | 3              | ..       | 3      | M. Sc.                   |
| 87                   | 4        | 91     | 73             | 3        | 76     | B. A. (Honours).         |
| 1                    | ..       | 1      | ..             | ..       | ..     | B. Sc. (Honours).        |
| 236                  | 132      | 368    | 151            | 65       | 216    | B. A. (Pass).            |
| 16                   | 1        | 17     | 9              | 1        | 10     | B. Sc. (Pass).           |
| ..                   | ..       | ..     | ..             | ..       | ..     | <i>Law.</i>              |
| ..                   | ..       | ..     | ..             | ..       | ..     | Master of Law.           |
| 7                    | ..       | 7      | 4              | ..       | 4      | Bachelor of Law.         |
| ..                   | ..       | ..     | ..             | ..       | ..     | <i>Medicine.</i>         |
| 1                    | ..       | 1      | 1              | ..       | 1      | M. D.                    |
| 53                   | ..       | 53     | 15             | ..       | 15     | M. B. B. S.              |
| ..                   | ..       | ..     | ..             | ..       | ..     | L. M. S.                 |
| ..                   | ..       | ..     | ..             | ..       | ..     | M. C. P. & S. (Bombay).  |
| ..                   | ..       | ..     | ..             | ..       | ..     | M. S. F. M. (Calcutta).  |
| ..                   | ..       | ..     | ..             | ..       | ..     | M. S.                    |
| ..                   | ..       | ..     | ..             | ..       | ..     | M. Obstetrics.           |
| ..                   | ..       | ..     | ..             | ..       | ..     | D. Hyg.                  |
| ..                   | ..       | ..     | ..             | ..       | ..     | B. Hyg.                  |
| ..                   | ..       | ..     | ..             | ..       | ..     | D. P. H.                 |
| ..                   | ..       | ..     | ..             | ..       | ..     | D. O.                    |
| ..                   | ..       | ..     | ..             | ..       | ..     | B. Sc. (Sanitary).       |
| ..                   | ..       | ..     | ..             | ..       | ..     | D. T. M. (Calcutta).     |

| Examinations.                                | Males.               |          |        |                |          |        |
|--|----------------------|----------|--------|----------------|----------|--------|
|  | Number of Examinees. |          |        | Number Passed. |          |        |
|  | Public.*             | Private. | Total. | Public.*       | Private. | Total. |
|  | 1                    | 2        | 3      | 4              | 5        | 6      |
| <i>Engineering †.</i>                        |                      |          |        |                |          |        |
| Master of Electrical Engineering             | ..                   | 1        | 1      | ..             | 1        | 1      |
| Bachelor of Electrical Engineering.          | 9                    | ..       | 9      | 7              | ..       | 7      |
| Bachelor of C. E. . . .                      | 275                  | ..       | 275    | 205            | ..       | 205    |
| Bachelor of M. E. . . .                      | 114                  | ..       | 114    | 84             | ..       | 84     |
| Bachelor of Mining and Metallurgy.           | 7                    | ..       | 7      | 3              | ..       | 3      |
| <i>Education.</i>                            |                      |          |        |                |          |        |
| B. E., B. T., & L. T. . .                    | 773                  | 154      | 927    | 611            | 88       | 699    |
| <i>Commerce.</i>                             |                      |          |        |                |          |        |
| Master of Commerce . . .                     | 16                   | 8        | 24     | 15             | 3        | 18     |
| Bachelor of Commerce . .                     | 392                  | 119      | 511    | 235            | 58       | 293    |
| <i>Agriculture.</i>                          |                      |          |        |                |          |        |
| Master of Agriculture . . .                  | 2                    | ..       | 2      | 2              | ..       | 2      |
| Bachelor of Agriculture . .                  | 256                  | ..       | 256    | 184            | ..       | 184    |
| <b>INTERMEDIATE EXAMINATIONS.</b>            |                      |          |        |                |          |        |
| Intermediate of Arts (a) . .                 | 11,409               | 2,498    | 13,907 | 6,061          | 1,030    | 7,091  |
| Intermediate in Science (b)                  | 11,419               | 3,680    | 15,099 | 4,937          | 1,130    | 6,067  |
| Licentiate of Civil Engineering (c).         | 139                  | 1        | 140    | 116            | 1        | 117    |
| Licence, Diploma or Certificate in Teaching. | 2,217                | 125      | 2,342  | 1,680          | 64       | 1,744  |
| Intermediate or Diploma in Commerce.         | 752                  | 43       | 795    | 365            | 24       | 389    |
| Licentiate of Agriculture (d)                | 194                  | ..       | 194    | 154            | ..       | 154    |
| Veterinary Examinations . .                  | 381                  | ..       | 381    | 282            | ..       | 282    |

\* i.e., appearing from a recognised

† Including the Diploma Examination of the

(a) Includes figures for Intermediate in

(b) Includes figures for Madras which relate

(c) Includes figures for Intermediate in Civil

(d) Includes figures for Intermediate in

## Results—contd.

| Females.             |          |        |                |          |        | Examinations.  |
|----------------------|----------|--------|----------------|----------|--------|--|
| Number of Examinees. |          |        | Number Passed. |          |        |  |
| Public.*             | Private. | Total. | Public.*       | Private. | Total. |  |
| 7                    | 8        | 9      | 10             | 11       | 12     |  |
| ..                   | ..       | ..     | ..             | ..       | ..     | <i>Engineering.</i>  |
| ..                   | ..       | ..     | ..             | ..       | ..     | Master of Electrical Engineering.                              |
| ..                   | ..       | ..     | ..             | ..       | ..     | Bachelor of Electrical Engineering.                            |
| ..                   | ..       | ..     | ..             | ..       | ..     | Bachelor of C. E.  |
| ..                   | ..       | ..     | ..             | ..       | ..     | Bachelor of M. E.  |
| ..                   | ..       | ..     | ..             | ..       | ..     | Bachelor of Mining and Metallurgy.                             |
| 79                   | 53       | 132    | 63             | 46       | 109    | <i>Education.</i><br>B. E., B.T., & L.T.                       |
| ..                   | ..       | ..     | ..             | ..       | ..     | <i>Commerce.</i>   |
| ..                   | ..       | ..     | ..             | ..       | ..     | Master of Commerce.  |
| 3                    | ..       | 3      | 1              | ..       | 1      | Bachelor of Commerce.  |
| ..                   | ..       | ..     | ..             | ..       | ..     | <i>Agriculture.</i>  |
| ..                   | ..       | ..     | ..             | ..       | ..     | Master of Agriculture.   |
| ..                   | ..       | ..     | ..             | ..       | ..     | Bachelor of Agriculture.                                       |
| 448                  | 242      | 690    | 328            | 157      | 485    | <b>INTERMEDIATE EXAMINATIONS.</b><br>Intermediate of Arts.(a). |
| 297                  | 178      | 475    | 157            | 71       | 228    | Intermediate in Science.(b)                                    |
| ..                   | ..       | ..     | ..             | ..       | ..     | Licentiate of Civil Engineering.(c)                            |
| 390                  | 13       | 403    | 296            | 7        | 303    | Licence, Diploma or Certificate in Teaching.                   |
| ..                   | ..       | ..     | ..             | ..       | ..     | Intermediate or Diploma in Commerce.                           |
| ..                   | ..       | ..     | ..             | ..       | ..     | Licentiate of Agriculture.(d)                                  |
| ..                   | ..       | ..     | ..             | ..       | ..     | <b>Veterinary Examinations.</b>                                |

institution.  
 Thomason Civil Engineering College, Roorkee.  
 Science in Burma.  
 to "Intermediate in Arts and Science"  
 Engineering in Bihar and Orissa.  
 Agriculture in Bombay.



| Examinations.                                     | Males.               |          |         |                |          |         |
|---|----------------------|----------|---------|----------------|----------|---------|
|   | Number of Examinees. |          |         | Number Passed. |          |         |
|   | Public.*             | Private. | Total.  | Public.*       | Private. | Total.  |
|   | 1                    | 2        | 3       | 4              | 5        | 6       |
| <b>SCHOOL EXAMINATIONS.</b>                       |                      |          |         |                |          |         |
| <i>(a) On completion of High School course.</i>   |                      |          |         |                |          |         |
| Matriculation . . . . .                           | 48,871               | 5,367    | 54,238  | 27,452         | 1,909    | 29,361  |
| School Final, etc. . . . .                        | 29,181               | 7,689    | 36,870  | 23,275         | 5,051    | 28,326  |
| European High School† . . . . .                   | 348                  | 4        | 352     | 199            | 3        | 202     |
| Cambridge School Certificate                      | 613                  | 240      | 853     | 408            | 45       | 453     |
| <i>(b) On completion of Middle School course.</i> |                      |          |         |                |          |         |
| Cambridge Junior . . . . .                        | 655                  | 5        | 660     | 410            | 1        | 411     |
| European Middle . . . . .                         | 850                  | 1        | 851     | 573            | 1        | 574     |
| Anglo-Vernacular Middle . . . . .                 | 85,100               | 660      | 85,760  | 63,503         | 289      | 63,792  |
| Vernacular Middle . . . . .                       | 69,735               | 10,755   | 80,490  | 47,107         | 3,535    | 50,642  |
| <i>(c) On completion of Primary course.</i>       |                      |          |         |                |          |         |
| Upper Primary . . . . .                           | 267,766              | 2,535    | 270,301 | 202,045        | 507      | 202,552 |
| Lower Primary . . . . .                           | 545,482              | 398      | 545,880 | 416,556        | 363      | 416,919 |
| <i>(d) On completion of Vocational course.</i>    |                      |          |         |                |          |         |
| For teacher's certificates—                       |                      |          |         |                |          |         |
| { Vernacular, Higher . . . . .                    | 6,613                | 854      | 7,367   | 4,571          | 351      | 4,922   |
| { Vernacular, Lower . . . . .                     | 9,197                | 1,532    | 10,729  | 6,617          | 711      | 7,328   |
| At Art Schools . . . . .                          | 1,287                | 24       | 1,311   | 763            | 7        | 770     |
| At Law Schools . . . . .                          | 41                   | ..       | 41      | 32             | ..       | 32      |
| At Medical Schools . . . . .                      | 1,730                | 407      | 2,137   | 853            | 259      | 1,112   |
| At Engineering Schools‡ . . . . .                 | 902                  | 1,111    | 2,013   | 682            | 481      | 1,163   |
| At Technical and Industrial Schools . . . . .     | 2,558                | 1,554    | 4,212   | 2,109          | 916      | 3,025   |
| At Commercial Schools . . . . .                   | 2,136                | 4,614    | 6,750   | 1,097          | 1,388    | 2,485   |
| At Agricultural Schools . . . . .                 | 186                  | ..       | 185     | 174            | ..       | 174     |
| At other Schools . . . . .                        | 8,876                | 169      | 9,048   | 5,863          | 92       | 5,955   |

\* i.e., appearing from a recognised institution.

† Includes figures for Cambridge High School in U. P.

‡ Include Surrey School.

## Results—concl'd.

| Females.             |          |        |                |          |        | Examinations.                              |
|----------------------|----------|--------|----------------|----------|--------|--|
| Number of Examinees. |          |        | Number Passed. |          |        |  |
| Public.              | Private. | Total. | Public.*       | Private. | Total. |  |
| 7                    | 8        | 9      | 10             | 11       | 12     |  |
|                      |          |        |                |          |        | SCHOOL EXAMINATIONS.                       |
|                      |          |        |                |          |        | (a) On completion of High School course.   |
| 1,357                | 774      | 2,131  | 849            | 374      | 1,223  | Matriculation.                             |
| 1,028                | 224      | 1,252  | 800            | 115      | 915    | School Final, etc.                         |
| 243                  | 2        | 245    | 176            | ..       | 176    | European High School†.                     |
| 367                  | 18       | 385    | 244            | 9        | 253    | Cambridge School Certificate.              |
|                      |          |        |                |          |        | (b) On completion of Middle School course. |
| 502                  | 6        | 508    | 324            | 4        | 328    | Cambridge Junior.                          |
| 593                  | ..       | 593    | 470            | ..       | 470    | European Middle.                           |
| 5,199                | 228      | 5,427  | 3,852          | 126      | 3,978  | Anglo-Vernacular Middle.                   |
| 7,596                | 1,951    | 9,547  | 4,525          | 887      | 5,412  | Vernacular Middle.                         |
|                      |          |        |                |          |        | (c) On completion of Primary course.       |
| 23,130               | 413      | 23,543 | 15,742         | 204      | 15,946 | Upper Primary                              |
| 75,593               | 177      | 75,770 | 56,580         | 113      | 56,693 | Lower Primary.                             |
|                      |          |        |                |          |        | (d) On completion of vocational course.    |
|                      |          |        |                |          |        | For teacher's certificates—                |
| 2,201                | 174      | 2,375  | 1,266          | 80       | 1,346  | Vernacular. Higher. }                      |
| 1,251                | 115      | 1,366  | 735            | 48       | 783    | Vernacular. Lower. }                       |
| 1                    | 14       | 15     | 1              | 11       | 12     | At Art Schools.                            |
| ..                   | ..       | ..     | ..             | ..       | ..     | At Law Schools.                            |
| 135                  | 21       | 156    | 102            | 18       | 120    | At Medical Schools.                        |
| ..                   | ..       | ..     | ..             | ..       | ..     | At Engineering Schools‡.                   |
| 265                  | 386      | 651    | 200            | 202      | 402    | At Technical and Industrial Schools.       |
| 74                   | 20       | 94     | 49             | 4        | 53     | At Commercial Schools.                     |
| ..                   | ..       | ..     | ..             | ..       | ..     | At Agricultural Schools.                   |
| 14                   | 3        | 17     | 10             | 3        | 13     | At other Schools.                          |

## IX.—Statistics of educational

| Types of Institutions.                                  | No. of Institutions and Scholars. |                |                 |                  |                |                  |                |                  |
|---|-----------------------------------|----------------|-----------------|------------------|----------------|------------------|----------------|------------------|
|   | Government.                       |                | District Board. |                  | Private.       |                  | Total.         |                  |
|   | Institutions.                     | Scholars.      | Institutions.   | Scholars.        | Institutions.  | Scholars.        | Institutions.  | Scholars.        |
| 1   | 2                                 | 3              | 4               | 5                | 6              | 7                | 8              | 9                |
| <b>I. RECOGNISED INSTITUTIONS.</b><br><i>For Males.</i> |                                   |                |                 |                  |                |                  |                |                  |
| Arts Colleges . . . . .                                 | 3                                 | 570            | 1               | 80               | 22             | 4,071            | 26             | 4,721            |
| Professional Colleges . . . . .                         | 4                                 | 511            | ..              | ..               | ..             | ..               | 4              | 511              |
| High Schools . . . . .                                  | 20                                | 5,184          | 157             | 44,957           | 1,072          | 215,995          | 1,249          | 268,136          |
| Middle Schools . . . . .                                | 43                                | 4,784          | 5,056           | 709,970          | 3,114          | 285,880          | 8,213          | 1,000,634        |
| Primary Schools . . . . .                               | 2,078                             | 84,652         | 58,574          | 3,366,028        | 95,723         | 3,547,548        | 153,375        | 6,998,226        |
| Training Schools . . . . .                              | 286                               | 15,779         | 58              | 590              | 37             | 2,420            | 381            | 18,789           |
| Agricultural Schools . . . . .                          | 5                                 | 110            | 1               | 28               | 28             | 831              | 34             | 964              |
| Schools for Adults . . . . .                            | 3                                 | 118            | 591             | 11,077           | 1,924          | 45,179           | 2,418          | 56,374           |
| Other Schools . . . . .                                 | 38                                | 1,491          | 12              | 291              | 2,395          | 96,161           | 2,445          | 97,943           |
| <b>TOTAL</b> . . . . .                                  | <b>2,480</b>                      | <b>113,199</b> | <b>64,450</b>   | <b>4,133,014</b> | <b>104,215</b> | <b>4,198,085</b> | <b>171,145</b> | <b>8,444,298</b> |
| <i>For Females.</i>                                     |                                   |                |                 |                  |                |                  |                |                  |
| Arts Colleges . . . . .                                 | ..                                | ..             | ..              | ..               | ..             | ..               | ..             | ..               |
| Professional Colleges . . . . .                         | ..                                | ..             | ..              | ..               | ..             | ..               | ..             | ..               |
| High Schools . . . . .                                  | 1                                 | 131            | 1               | 114              | 9              | 1,535            | 11             | 1,781            |
| Middle Schools . . . . .                                | 9                                 | 698            | 49              | 4,481            | 79             | 8,936            | 137            | 14,115           |
| Primary Schools . . . . .                               | 220                               | 12,352         | 6,478           | 306,552          | 21,329         | 571,690          | 28,027         | 889,594          |
| Training Schools . . . . .                              | 69                                | 2,551          | ..              | ..               | 38             | 1,529            | 107            | 4,060            |
| Agricultural Schools . . . . .                          | ..                                | ..             | ..              | ..               | 1              | 40               | 1              | 40               |
| Schools for Adults . . . . .                            | ..                                | ..             | 1               | 21               | 7              | 174              | 8              | 195              |
| Other Schools . . . . .                                 | 1                                 | 22             | 1               | 5                | 43             | 1,312            | 45             | 1,339            |
| <b>TOTAL</b> . . . . .                                  | <b>300</b>                        | <b>15,764</b>  | <b>6,530</b>    | <b>310,173</b>   | <b>21,506</b>  | <b>585,217</b>   | <b>28,336</b>  | <b>911,144</b>   |
| <b>GRAND TOTAL FOR ALL RECOGNISED INSTITUTIONS.</b>     | <b>2,780</b>                      | <b>128,963</b> | <b>70,980</b>   | <b>4,443,187</b> | <b>125,721</b> | <b>4,783,302</b> | <b>199,481</b> | <b>9,355,442</b> |
| <b>II. UNRECOGNISED INSTITUTIONS.</b>                   |                                   |                |                 |                  |                |                  |                |                  |
| <i>For Males</i> . . . . .                              | ..                                | ..             | ..              | ..               | ..             | ..               | 25,665         | 428,198          |
| <i>For Females</i> . . . . .                            | ..                                | ..             | ..              | ..               | ..             | ..               | 3,742          | 71,513           |
| <b>TOTAL</b> . . . . .                                  | ..                                | ..             | ..              | ..               | ..             | ..               | <b>29,407</b>  | <b>499,711</b>   |
| <b>GRAND TOTAL FOR ALL INSTITUTIONS.</b>                | ..                                | ..             | ..              | ..               | ..             | ..               | <b>228,888</b> | <b>9,855,153</b> |

## institutions in rural areas.

| Expenditure on Institutions. |                            |                     |                    | No. of Teachers.            |                                 |                          |          | Types of Institutions.                       |
|------------------------------|----------------------------|---------------------|--------------------|-----------------------------|---------------------------------|--------------------------|----------|--|
| From Government Funds.       | From District Board Funds. | From other sources. | Total expenditure. | In Government Institutions. | In District Board Institutions. | In Private Institutions. | Total.   |  |
| 10                           | 11                         | 12                  | 13                 | 14                          | 15                              | 16                       | 17       |  |
| Rs.                          | Rs.                        | Rs.                 | Rs.                |                             |                                 |                          |          | 18   |
| 4,72,994                     | 100                        | 7,46,928            | 12,20,022          | 41                          | 10                              | 310                      | 361      | RECOGNISED INSTITUTIONS.<br>For males.       |
| 4,43,463                     | 1,311                      | 1,04,960            | 5,49,734           | 75                          | ..                              | ..                       | 75       | Arts Colleges.                               |
| 25,26,322                    | 14,34,151                  | 73,32,326           | 1,12,02,799        | 350                         | 2,564                           | 12,767                   | 15,681   | Professional Colleges.                       |
| 71,50,633                    | 44,28,717                  | 50,75,126           | 1,66,54,476        | 246                         | 24,896                          | 16,001                   | 41,143   | High Schools.                                |
| 2,83,40,216                  | 1,64,36,732                | 1,00,47,669         | 5,48,24,617        | 2,915                       | 114,948                         | 145,590                  | 2,63,453 | Middle Schools.                              |
| 33,67,136                    | 1,04,580                   | 1,79,999            | 36,51,715          | 967                         | 168                             | 288                      | 1,423    | Primary Schools.                             |
| 51,313                       | 8,621                      | 7,629               | 67,563             | 14                          | 2                               | 37                       | 53       | Training Schools.                            |
| 70,705                       | 29,913                     | 62,274              | 1,62,892           | 2                           | 126                             | 1,854                    | 1,982    | Agricultural Schools.                        |
| 7,64,290                     | 1,30,857                   | 12,38,915           | 21,24,062          | 72                          | 36                              | 6,203                    | 6,311    | School for Adults.                           |
| 4,31,87,072                  | 2,25,74,982                | 2,47,85,826         | 9,05,47,880        | 4,632                       | 142,750                         | 183,050                  | 330,482  | Other Schools.                               |
| ..                           | ..                         | ..                  | ..                 | ..                          | ..                              | ..                       | ..       | TOTAL.                                       |
| ..                           | ..                         | ..                  | ..                 | ..                          | ..                              | ..                       | ..       | For Females.                                 |
| 67,937                       | 8,196                      | 2,06,195            | 2,81,428           | 12                          | 11                              | 107                      | 130      | Arts Colleges.                               |
| 1,15,849                     | 48,586                     | 1,75,417            | 3,39,852           | 33                          | 159                             | 466                      | 658      | Professional Colleges.                       |
| 33,26,631                    | 18,69,672                  | 9,09,509            | 61,05,812          | 502                         | 10,624                          | 21,998                   | 33,124   | High Schools.                                |
| 7,70,957                     | 3,645                      | 1,87,143            | 9,61,745           | 285                         | ..                              | 219                      | 504      | Middle Schools.                              |
| 357                          | ..                         | ..                  | 357                | ..                          | ..                              | 4                        | 4        | Primary Schools.                             |
| ..                           | 72                         | 1,037               | 1,109              | ..                          | 1                               | 8                        | 9        | Training Schools.                            |
| 16,461                       | 1,227                      | 60,407              | 78,095             | 1                           | 1                               | 76                       | 78       | Agricultural Schools.                        |
| 42,97,292                    | 19,31,398                  | 15,39,708           | 77,68,398          | 833                         | 10,796                          | 22,878                   | 34,507   | Schools for Adults.                          |
| 4,74,84,364                  | 2,45,06,380                | 2,63,25,534         | 9,83,16,278        | 5,615                       | 153,546                         | 205,928                  | 364,989  | Other Schools.                               |
|                              |                            |                     |                    |                             |                                 |                          |          | TOTAL.                                       |
|                              |                            |                     |                    |                             |                                 |                          |          | GRAND TOTAL FOR ALL RECOGNISED INSTITUTIONS. |

## Explanatory notes :—

- (1) Figures for urban areas (i.e., municipal, cantonment, notified and small town committee areas) are excluded from this table.
- (2) The expenditure on institutions includes expenditure on buildings and miscellaneous charges incurred on the schools.
- (3) The total number of pupils from rural areas, who are under instruction, is shown in the last column of Tables IV—A and B and V—A and B.
- (4) This table includes statistics relating to training schools, whether situated in urban or in rural areas, in which the majority of the students are being trained for employment in rural areas. It does not include the returns of training institutions located in rural areas, the majority of the students in which are trained for schools in urban areas.

X.—Scholars by classes and ages in institutions for General Education (Quinquennial).

| Class.          | Primary.* |           |           |           | Middle.* |         |         |         | High.*  |         |        |        | Totals.    |
|-----------------|-----------|-----------|-----------|-----------|----------|---------|---------|---------|---------|---------|--------|--------|------------|
|                 | I.        | II.       | III.      | IV.       | V.       | VI.     | VII.    | VIII.   | IX.     | X.      |        |        |            |
| Ages—           |           |           |           |           |          |         |         |         |         |         |        |        |            |
| Below 5 . . .   | 134,882   | 2,319     | 358       | 37        | 1        | ..      | ..      | ..      | ..      | ..      | ..     | ..     | 137,597    |
| 5 to 6 . . . .  | 1,159,779 | 68,629    | 6,339     | 613       | 18       | 1       | ..      | ..      | ..      | ..      | ..     | ..     | 1,235,379  |
| 6 to 7 . . . .  | 1,433,785 | 271,443   | 45,174    | 6,823     | 671      | 45      | 1       | ..      | ..      | ..      | ..     | ..     | 1,757,942  |
| 7 to 8 . . . .  | 1,108,490 | 435,082   | 159,906   | 38,234    | 7,195    | 755     | 32      | 10      | 1       | ..      | ..     | ..     | 1,749,705  |
| 8 to 9 . . . .  | 669,862   | 480,491   | 271,499   | 97,382    | 29,829   | 5,335   | 507     | 31      | 6       | ..      | ..     | ..     | 1,554,962  |
| 9 to 10 . . . . | 389,253   | 367,196   | 328,510   | 161,358   | 67,198   | 18,007  | 3,931   | 768     | 367     | 4       | ..     | ..     | 1,336,592  |
| 10 to 11 . . .  | 188,440   | 227,574   | 276,931   | 207,699   | 109,746  | 42,068  | 14,642  | 3,104   | 356     | 23      | 2      | ..     | 1,071,105  |
| 11 to 12 . . .  | 88,009    | 127,461   | 189,877   | 165,411   | 132,221  | 67,448  | 33,933  | 11,024  | 2,078   | 263     | 13     | 3      | 847,741    |
| 12 to 13 . . .  | 41,431    | 60,237    | 107,873   | 142,507   | 112,325  | 77,732  | 52,910  | 27,558  | 9,048   | 1,451   | 180    | 14     | 632,272    |
| 13 to 14 . . .  | 20,837    | 27,143    | 53,153    | 81,773    | 78,692   | 65,212  | 59,392  | 38,278  | 18,603  | 6,698   | 1,181  | 80     | 451,042    |
| 14 to 15 . . .  | 11,238    | 13,492    | 25,419    | 41,779    | 47,214   | 46,364  | 52,082  | 43,082  | 24,999  | 15,413  | 5,982  | 321    | 327,385    |
| 15 to 16 . . .  | 7,898     | 7,760     | 11,635    | 19,877    | 23,201   | 28,049  | 36,573  | 41,091  | 26,709  | 22,186  | 13,699 | 982    | 241,665    |
| 16 to 17 . . .  | 6,360     | 5,145     | 5,896     | 9,654     | 10,764   | 13,837  | 23,209  | 28,763  | 19,834  | 21,410  | 16,530 | 1,918  | 163,320    |
| 17 to 18 . . .  | 5,322     | 4,226     | 3,733     | 4,783     | 4,495    | 6,476   | 12,131  | 17,821  | 12,421  | 15,709  | 14,403 | 2,582  | 104,102    |
| 18 to 19 . . .  | 4,663     | 3,997     | 2,824     | 2,820     | 2,057    | 2,858   | 5,772   | 9,348   | 6,482   | 9,949   | 9,771  | 2,296  | 62,837     |
| 19 to 20 . . .  | 3,876     | 3,145     | 2,541     | 2,155     | 985      | 1,190   | 2,534   | 4,431   | 2,702   | 5,716   | 6,160  | 1,965  | 37,400     |
| over 20 . . .   | 7,240     | 5,486     | 4,502     | 3,531     | 1,029    | 880     | 1,654   | 3,680   | 1,634   | 3,660   | 5,924  | 2,986  | 42,266     |
| TOTALS . . .    | 5,281,385 | 2,110,826 | 1,496,070 | 1,016,436 | 627,641  | 376,877 | 301,314 | 228,989 | 124,240 | 102,482 | 73,845 | 13,147 | 11,753,262 |

\* (Vide foot note \* on page 28).

X.—Scholars by classes and ages in institutions for General Education (Quinquennia?)—contd.

| Class.   | Intermediate. |           | Degree.   |           |           | Post Graduate. |                  | Total.     | Grand Total. |
|----------|---------------|-----------|-----------|-----------|-----------|----------------|------------------|------------|--------------|
|          | 1st year.     | 2nd year. | 1st year. | 2nd year. | 3rd year. | 1st year.      | 2nd year.<br>(c) |            |              |
| Age—     |               |           |           |           |           |                |                  |            |              |
| Below 6  | ..            | ..        | ..        | ..        | ..        | ..             | ..               | ..         | 137,597      |
| 5 to 6   | ..            | ..        | ..        | ..        | ..        | ..             | ..               | ..         | 1,235,379    |
| 6 to 7   | ..            | ..        | ..        | ..        | ..        | ..             | ..               | ..         | 1,757,042    |
| 7 to 8   | ..            | ..        | ..        | ..        | ..        | ..             | ..               | ..         | 1,749,705    |
| 8 to 9   | ..            | ..        | ..        | ..        | ..        | ..             | ..               | ..         | 1,554,962    |
| 9 to 10  | ..            | ..        | ..        | ..        | ..        | ..             | ..               | ..         | 1,336,592    |
| 10 to 11 | ..            | ..        | ..        | ..        | ..        | ..             | ..               | ..         | 1,071,105    |
| 11 to 12 | ..            | ..        | ..        | ..        | ..        | ..             | ..               | ..         | 847,741      |
| 12 to 13 | 6             | ..        | ..        | ..        | ..        | ..             | ..               | 6          | 632,278      |
| 13 to 14 | 34            | ..        | ..        | ..        | ..        | ..             | ..               | 34         | 451,076      |
| 14 to 15 | 309           | 30        | 1         | ..        | ..        | ..             | ..               | 340        | 327,725      |
| 15 to 16 | 2,222         | 333       | 12        | 1         | ..        | ..             | ..               | 2,568      | 244,233      |
| 16 to 17 | 5,134         | 2,187     | 151       | 7         | ..        | ..             | ..               | 7,479      | 170,799      |
| 17 to 18 | 5,905         | 4,381     | 877       | 223       | 4         | 2              | ..               | 11,392     | 115,494      |
| 18 to 19 | 4,964         | 5,270     | 2,157     | 963       | 26        | 19             | 3                | 13,402     | 78,239       |
| 19 to 20 | 3,744         | 4,500     | 2,624     | 2,268     | 71        | 87             | 21               | 13,315     | 50,715       |
| over 20  | 4,030         | 6,694     | 5,482     | 8,780     | (a) 465   | (b) 2,187      | 1,811            | 29,449     | 71,655       |
| TOTALS   | 26,348        | 23,395    | 11,304    | 12,242    | (a) 566   | (b) 2,295      | (d) 1,835        | (e) 77,985 | 11,831,237   |

(a) Includes 2 students in the 4th year class in N.-W. F. Province.

(b) Includes 44 Research students in Bombay.

(c) Includes Research students.

(d) Excludes 65 and 44 Research students in U. P. and the Punjab respectively.

(e) Excludes 65 and 44 Research students in U. P. and the Punjab respectively, and also excludes 1,045 students of Oriental departments and Benares Sanskrit College in U. P.

---

---

**PART II.**  
**SUPPLEMENTAL TABLES.**

## Part II.—SUPPLEMENTAL TABLES.

### I.—GENERAL STATISTICS.

TABLE 1.—Area and Population included in these tables, 1931-32.

| Province.                              | Area in square miles. | Population.                  |                    |                    |                   |                   |               |                  |                  |                                 |
|--|-----------------------|------------------------------|--------------------|--------------------|-------------------|-------------------|---------------|------------------|------------------|---------------------------------|
|  |                       | Europeans and Anglo-Indians. | Indian Christians. | Hindus.            | Muhammads.        | Buddhists.        | Parsis.       | Sikhs.           | Others.          | Total.                          |
| Madras . . . . .                       | 142,260               | 30,368                       | 1,743,908          | 41,626,133         | 3,305,937         | 1,359             | 507           | 537              | 31,358           | 46,740,107                      |
| Bombay . . . . .                       | 123,679               | 42,307                       | 274,735            | 16,619,742         | 4,456,897         | 2,204             | 89,544        | 20,893           | 348,544          | 21,854,866                      |
| Bengal . . . . .                       | 77,521                | 50,587                       | 129,134            | 21,570,407         | 27,497,624        | 316,031           | 1,520         | 7,320            | 541,379          | 50,114,002                      |
| United Provinces . . . . .             | 106,248               | 34,744                       | 170,262            | 40,905,586         | 7,181,927         | 730               | 991           | 46,500           | 68,023           | 48,408,763                      |
| Punjab . . . . .                       | 99,866                | 22,949                       | 391,839            | 6,328,588          | 13,332,460        | 5,723             | 548           | 3,064,144        | 434,603          | 23,580,852<br>(a)               |
| Burma . . . . .                        | 233,707               | 30,851                       | 300,754            | 570,953            | 584,816           | 12,347,598        | 419           | 10,907           | 891,201          | 14,667,146                      |
| Bihar and Orissa . . . . .             | 83,142                | 12,788                       | 329,112            | 31,011,512         | 4,265,035         | 919               | 241           | 5,653            | 2,052,599        | 37,677,859                      |
| Central Provinces and Berar . . . . .  | 99,876                | 10,313                       | 40,271             | 11,688,194         | 682,854           | 66                | 2,092         | 4,241            | 3,079,692        | 15,507,723                      |
| Assam . . . . .                        | 55,014                | 3,071                        | 198,915            | 4,931,760          | 2,755,914         | 14,955            | ..            | 2,497            | 714,539          | 8,622,251                       |
| North-West Frontier Province . . . . . | 13,518                | 7,947                        | 4,266              | 142,977            | 2,227,303         | 2                 | 60            | 42,510           | 11               | 2,425,076                       |
| Coorg . . . . .                        | 1,593                 | 222                          | 3,208              | 146,007            | 13,777            | 3                 | 27            | ..               | 83               | 163,327                         |
| Delhi . . . . .                        | 593                   | 5,316                        | 11,673             | 399,863            | 206,960           | 76                | 126           | 6,437            | 5,795            | 636,246                         |
| Ajmer-Merwara . . . . .                | 2,711                 | 2,908                        | 4,039              | 434,509            | 97,133            | 4                 | 301           | 341              | 21,057           | 560,292                         |
| Baluchistan . . . . .                  | 54,288                | 5,404                        | 2,640              | 41,432             | 405,309           | 68                | 167           | 8,368            | 120              | 463,508                         |
| Bangalore . . . . .                    | 13                    | 9,678                        | 20,344             | 74,004             | 28,625            | 260               | 244           | 32               | 926              | 134,113<br>(b)                  |
| Other Administered Areas . . . . .     | 123                   | 138                          | 6,537              | 74,216             | 25,613            | 10                | 1,980         | 669              | 9,340            | 224,020                         |
| <b>India . . . . .</b>                 | <b>1,094,152</b>      | <b>270,191</b>               | <b>3,831,637</b>   | <b>176,565,883</b> | <b>67,068,184</b> | <b>12,690,006</b> | <b>97,865</b> | <b>3,221,049</b> | <b>8,109,270</b> | <b>271,780,151</b><br>(a) & (b) |

(a) Includes 19,649 persons not enumerated by religion. (b) Includes 106,417 persons not enumerated by religion in the Administered Areas in Hyderabad.  
 N. B.—This table has been compiled from the General Educational Tables of the provinces.



TABLE 2.—*Distribution of population by sex, race and creed.*

| Province.                     | Europeans and Anglo-Indians. |                | Indian Christians. |                  | Hindus.           |                   | Muhammadans.      |                   |
|-------------------------------|------------------------------|----------------|--------------------|------------------|-------------------|-------------------|-------------------|-------------------|
|                               | Males.                       | Females.       | Males.             | Females.         | Males.            | Females.          | Males.            | Females.          |
| Madras . . .                  | 14,846                       | 15,522         | 863,647            | 880,261          | 20,554,076        | 21,072,057        | 1,631,716         | 1,674,221         |
| Bombay . . .                  | 26,563                       | 15,744         | 149,747            | 124,988          | 8,608,693         | 8,011,049         | 2,474,400         | 1,982,497         |
| Bengal . . .                  | 28,665                       | 21,922         | 66,910             | 62,224           | 11,299,914        | 10,270,493        | 14,200,142        | 13,297,482        |
| United Provinces . .          | 23,416                       | 11,328         | 88,231             | 82,031           | 21,488,425        | 19,417,161        | 3,780,453         | 3,401,474         |
| Punjab . . .                  | 16,553                       | 6,396          | 213,465            | 178,374          | 3,465,534         | 2,863,054         | 7,241,612         | 6,090,848         |
| Burma . . .                   | 17,769                       | 13,082         | 153,880            | 146,874          | 428,173           | 142,780           | 363,811           | 221,005           |
| Bihar and Orissa . .          | 7,145                        | 5,643          | 162,988            | 166,124          | 15,493,274        | 15,518,238        | 2,112,933         | 2,152,102         |
| Central Provinces and Berar.  | 6,474                        | 3,839          | 19,964             | 20,307           | 5,862,212         | 5,825,982         | 358,900           | 323,954           |
| Assam . . .                   | 2,525                        | 1,146          | 99,115             | 99,800           | 2,616,644         | 2,315,116         | 1,449,073         | 1,306,841         |
| North-West Frontier Province. | 6,444                        | 1,503          | 2,569              | 1,697            | 84,358            | 58,819            | 1,196,120         | 1,031,183         |
| Coorg . . .                   | 117                          | 105            | 1,898              | 1,310            | 79,559            | 66,448            | 8,943             | 4,834             |
| Delhi . . .                   | 3,463                        | 1,853          | 6,037              | 5,636            | 231,459           | 168,404           | 120,926           | 86,034            |
| Ajmer-Merwara . .             | 1,914                        | 994            | 2,086              | 1,953            | 227,803           | 206,706           | 52,665            | 44,468            |
| Baluchistan . . .             | 4,000                        | 1,404          | 1,626              | 1,016            | 29,529            | 11,903            | 228,389           | 176,920           |
| Bangalore . . .               | 4,837                        | 4,841          | 9,815              | 10,529           | 38,537            | 35,467            | 15,098            | 13,227            |
| Other Administered Areas      | 79                           | 59             | 3,959              | 2,578            | 41,524            | 32,692            | 14,398            | 11,215            |
| <b>India . . .</b>            | <b>164,810</b>               | <b>105,381</b> | <b>1,845,926</b>   | <b>1,785,701</b> | <b>90,549,714</b> | <b>86,016,169</b> | <b>35,249,879</b> | <b>31,618,305</b> |

TABLE 2.—Distribution of population by sex, race and creed—contd.

| Province.                     | Buddhists. |           | Parais. |          | Sikhs.    |           | Others.   |           | Total.             |                    |
|-------------------------------|------------|-----------|---------|----------|-----------|-----------|-----------|-----------|--------------------|--------------------|
|                               | Males.     | Females.  | Males.  | Females. | Males.    | Females.  | Males.    | Females.  | Males.             | Females.           |
| Madras . . . .                | 806        | 583       | 269     | 238      | 456       | 81        | 17,183    | 14,175    | 23,082,999         | 23,657,108         |
| Bombay . . . .                | 1,724      | 480       | 46,414  | 43,130   | 13,081    | 7,812     | 184,807   | 163,937   | 11,505,229         | 10,349,637         |
| Bengal . . . .                | 161,796    | 154,235   | 897     | 623      | 5,414     | 1,906     | 277,960   | 263,419   | 26,041,698         | 24,072,304         |
| United Provinces .            | 400        | 330       | 563     | 428      | 26,662    | 19,838    | 36,856    | 31,167    | 25,445,006         | 22,963,757         |
| Punjab . . . .                | 2,757      | 2,966     | 339     | 207      | 1,703,584 | 1,360,560 | 236,666   | 197,937   | 12,880,510         | 10,700,342         |
| Burma . . . .                 | 6,087,909  | 6,259,597 | 258     | 161      | 7,882     | 3,025     | 420,904   | 380,297   | 7,480,676          | 7,166,821          |
| Bihar and Orissa . .          | 553        | 366       | 145     | 96       | 3,622     | 2,031     | 1,013,614 | 1,038,985 | 18,794,274         | 18,863,585         |
| Central Provinces and Berar.  | 43         | 23        | 1,107   | 985      | 2,828     | 1,413     | 1,510,290 | 1,569,402 | 7,761,818          | 7,745,905          |
| Assam . . . .                 | 8,565      | 6,390     | ..      | ..       | 1,740     | 757       | 359,544   | 354,995   | 4,537,206          | 4,085,045          |
| North-West Frontier Province. | 2          | ..        | 30      | 30       | 26,284    | 16,226    | 11        | ..        | 1,315,818          | 1,109,258          |
| Coorg . . . .                 | 3          | ..        | 12      | 15       | ..        | ..        | 43        | 40        | 90,575             | 72,752             |
| Delhi . . . .                 | 59         | 17        | 81      | 45       | 4,269     | 2,168     | 3,203     | 2,592     | 369,497            | 266,749            |
| Ajmer-Merwara . .             | 4          | ..        | 142     | 159      | 232       | 109       | 11,235    | 9,822     | 296,081            | 264,211            |
| Baluchistan . . .             | 53         | 15        | 90      | 77       | 6,227     | 2,141     | 91        | 29        | 270,004            | 193,504            |
| Bangalore . . . .             | 143        | 117       | 120     | 124      | 29        | 3         | 530       | 396       | 69,409             | 64,704             |
| Other Administered Areas      | 10         | ..        | 526     | 554      | 547       | 122       | 4,804     | 4,536     | 65,847             | 51,756             |
| India                         | 6,264,917  | 6,425,089 | 50,993  | 46,872   | 1,802,857 | 1,418,192 | 4,077,541 | 4,031,729 | (a)<br>140,006,647 | (b)<br>131,647,438 |

(a) Excludes 9,925 and 58,686 persons not enumerated by religion in Burma and in the administered areas in Hyderabad respectively.

(b) Excludes 9,724 and 47,731 persons not enumerated by religion in Burma and in the administered areas in Hyderabad respectively.

**TABLE 3.—Educational Institutions in British India.**  
(Classified by management and standard of education.)

|  | 1896-97.       | 1901-02.       | 1906-07.       | 1911-12.       | 1916-17.       | 1921-22.       | 1926-27.       | 1931-32.       |
|--|----------------|----------------|----------------|----------------|----------------|----------------|----------------|----------------|
| <b>I. RECOGNISED INSTITUTIONS.</b>             |                |                |                |                |                |                |                |                |
| <i>Institutions classified by—</i>             |                |                |                |                |                |                |                |                |
| <b>(A) Management—</b>                         |                |                |                |                |                |                |                |                |
| Government . . . . .                           | 1,152          | 979            | 1,466          | 1,991          | 2,428          | 3,022          | 4,057          | 4,265          |
| Board . . . . .                                | 18,403         | 17,661         | 24,255         | 29,266         | 41,001         | 53,252         | 69,928         | 78,558         |
| Indian States* . . . . .                       | 2,731          | 3,610          | 3,136          | 3,370          | ..             | ..             | ..             | ..             |
| Aided . . . . .                                | 63,955         | 62,747         | 75,608         | 82,469         | 92,581         | 100,668        | 119,128        | 124,037        |
| Unaided . . . . .                              | 23,645         | 19,625         | 16,871         | 19,236         | 18,942         | 16,357         | 17,935         | 15,950         |
| <b>TOTAL . . . . .</b>                         | <b>109,886</b> | <b>104,622</b> | <b>121,386</b> | <b>136,332</b> | <b>154,952</b> | <b>173,299</b> | <b>211,048</b> | <b>222,810</b> |
| <b>(B) Standard of Education—</b>              |                |                |                |                |                |                |                |                |
| Arts Colleges . . . . .                        | 120            | 145            | 136            | 140            | 134            | 167            | (a) 246        | (b) 265        |
| Professional Colleges . . . . .                | 40             | 46             | 46             | 46             | 61             | 64             | 77             | 74             |
| Secondary Schools . . . . .                    | 5,267          | 5,493          | 5,898          | 6,370          | 7,093          | 8,987          | 11,333         | 13,741         |
| Primary Schools . . . . .                      | 103,920        | 97,854         | 112,930        | 123,578        | 142,203        | 160,070        | 189,348        | 201,470        |
| Special Schools . . . . .                      | 539            | 1,084          | 2,326          | 6,198          | 4,861          | 4,011          | 10,039         | 7,260          |
| <b>TOTAL . . . . .</b>                         | <b>109,886</b> | <b>104,622</b> | <b>121,386</b> | <b>136,332</b> | <b>154,952</b> | <b>173,299</b> | <b>211,048</b> | <b>222,810</b> |
| <b>II. UNRECOGNISED INSTITUTIONS . . . . .</b> |                |                |                |                |                |                |                |                |
|  | 42,139         | 43,081         | 41,192         | 39,893         | 37,803         | 34,807         | 35,216         | 34,988         |
| <b>GRAND TOTAL . . . . .</b>                   | <b>152,025</b> | <b>147,703</b> | <b>162,528</b> | <b>176,225</b> | <b>192,755</b> | <b>208,106</b> | <b>246,264</b> | <b>257,798</b> |

(a) Includes 14 Universities.

(b) Includes 16 Universities and 6 Boards of Secondary and Intermediate Education.

\* The returns of certain Indian States which used to be included in the Provincial Statistics were omitted from 1914-15 onwards.

TABLE 4.—Pupils attending educational institutions in British India.

|  | 1891-92.         | 1896-97.         | 1901-02.         | 1906-07.         | 1911-12.         | 1916-17.         | 1921-22.          | 1926-27.          | 1931-32.          |
|--|------------------|------------------|------------------|------------------|------------------|------------------|-------------------|-------------------|-------------------|
| <b>I. IN RECOGNISED INSTITUTIONS.</b>          |                  |                  |                  |                  |                  |                  |                   |                   |                   |
| <b>(A) Reading in Institutions managed by—</b> |                  |                  |                  |                  |                  |                  |                   |                   |                   |
| Government . . . . .                           | 104,026          | 93,307           | 94,437           | 127,418          | 187,726          | 238,885          | 265,940           | 334,795           | 383,127           |
| Board . . . . .                                | 883,059          | 973,910          | 980,892          | 1,359,865        | 1,833,034        | 2,565,540        | 3,077,958         | 4,579,989         | 5,483,130         |
| Indian States* . . . . .                       | 134,869          | 160,271          | 164,512          | 168,684          | 219,295          | ..               | ..                | ..                | ..                |
| Aided . . . . .                                | 1,765,626        | 2,019,800        | 2,132,793        | 2,591,864        | 3,237,296        | 3,679,529        | 3,832,934         | 4,939,929         | 5,605,837         |
| Unaided . . . . .                              | 461,330          | 532,094          | 514,059          | 496,649          | 651,374          | 723,354          | 565,384           | 674,637           | 670,372           |
| <b>TOTAL . . . . .</b>                         | <b>3,848,910</b> | <b>3,788,382</b> | <b>3,886,493</b> | <b>4,744,480</b> | <b>6,128,725</b> | <b>7,207,308</b> | <b>7,742,225†</b> | <b>10,529,350</b> | <b>12,122,466</b> |
| <b>(B) Reading in—</b>                         |                  |                  |                  |                  |                  |                  |                   |                   |                   |
| Arts Colleges . . . . .                        | 12,985           | 14,420           | 17,651           | 18,918           | 29,648           | 47,135           | 45,933            | 71,968            | 81,445‡           |
| Professional Colleges . . . . .                | 3,292            | 4,383            | 5,358            | 6,250            | 8,636            | 11,504           | 13,662            | 17,951            | 18,048            |
| Secondary Schools . . . . .                    | 473,294          | 535,155          | 622,768          | 713,342          | 924,370          | 1,186,335        | 1,239,524         | 1,854,067         | 2,297,519         |
| Primary Schools . . . . .                      | 2,837,607        | 3,209,825        | 3,204,336        | 3,937,866        | 4,988,142        | 5,818,730        | 6,310,400†        | 8,256,760         | 9,454,360         |
| Special Schools . . . . .                      | 21,732           | 24,619           | 36,380           | 68,104           | 179,929          | 143,604          | 132,706           | 328,604           | 271,094           |
| <b>TOTAL . . . . .</b>                         | <b>3,348,910</b> | <b>3,788,382</b> | <b>3,886,493</b> | <b>4,744,480</b> | <b>6,128,725</b> | <b>7,207,308</b> | <b>7,742,225†</b> | <b>10,529,350</b> | <b>12,122,466</b> |
| <b>II. IN UNRECOGNISED INSTITUTIONS</b>        | 507,911          | 568,488          | 635,407          | 644,152          | 651,996          | 644,638          | 639,125           | 628,146           | 644,071           |
| <b>GRAND TOTAL . . . . .</b>                   | <b>3,856,821</b> | <b>4,353,870</b> | <b>4,521,900</b> | <b>5,388,632</b> | <b>6,780,721</b> | <b>7,851,946</b> | <b>8,381,350</b>  | <b>11,157,496</b> | <b>12,766,537</b> |

\* The returns of certain Indian States which used to be included in the provincial statistics were omitted from 1914-15 onwards.

† Excludes 51 pupils in 2 night schools in Assam.

‡ Includes 9,091 pupils reading in Universities.

TABLE 5.—Expenditure on Education.

|  | 1896-97.           | 1901-02.           | 1900-07.           | 1911-12.           | 1916-17.            | 1921-22.            | 1926-27.            | 1931-32.            |
|--|--------------------|--------------------|--------------------|--------------------|---------------------|---------------------|---------------------|---------------------|
|  | Rs.                | Rs.                | Rs.                | Rs.                | Rs.                 | Rs.                 | Rs.                 | Rs.                 |
| <i>(A) Sources of Expenditure.</i>                       |                    |                    |                    |                    |                     |                     |                     |                     |
| Government funds . . . . .                               | 95,22,985          | 1,02,78,659        | 1,84,98,443        | 2,69,58,808        | 3,91,62,853         | 9,02,30,028         | 11,93,32,854        | 12,46,00,481        |
| District Board funds . . . . .                           | 57,45,944          | 58,87,292          | 91,15,586          | 1,05,80,114        | 1,73,78,535         | 1,68,26,087         | 2,42,69,785         | 2,80,01,313         |
| Municipal funds . . . . .                                | 14,96,721          | 15,38,017          | 20,20,545          | 29,84,150          | 49,39,083           | 79,05,063           | 1,23,21,329         | 1,58,17,222         |
| Fees . . . . .   | 106,10,933         | 1,26,87,982        | 1,48,21,388        | 2,10,08,646        | 3,18,71,138         | 3,80,68,648         | 5,21,27,191         | 6,22,69,534         |
| Other sources . . . . .                                  | 78,68,317          | 97,29,512          | 1,14,47,711        | 1,61,60,887        | 1,95,31,459         | 3,07,83,143         | 3,77,96,413         | 4,11,68,072         |
| <b>TOTAL . . . . .</b>                                   | <b>3,52,44,900</b> | <b>4,01,21,462</b> | <b>5,59,03,673</b> | <b>7,85,92,605</b> | <b>11,28,83,068</b> | <b>18,37,52,969</b> | <b>24,58,47,572</b> | <b>27,18,56,622</b> |
| <i>(B) Objects of Expenditure.</i>                       |                    |                    |                    |                    |                     |                     |                     |                     |
| Direction . . . . .                                      | 3,80,053           | 3,92,205           | 5,67,629           | 6,89,056           | 8,92,263            | 13,99,110           | 15,55,351           | 17,19,599           |
| Inspection . . . . .                                     | 20,57,284          | 21,53,141          | 30,82,165          | 40,85,834          | 49,64,587           | 79,36,408           | 87,46,706           | 96,87,502           |
| Universities . . . . .                                   | 6,70,895           | 7,72,543           | 10,38,312          | 15,87,470          | 25,51,925           | 73,40,578           | 1,00,53,859         | 1,32,07,788         |
| Boards of Intermediate and Secondary Education . . . . . | ..                 | ..                 | ..                 | ..                 | ..                  | ..                  | ..                  | 3,23,857            |
| Arts Colleges . . . . .                                  | 23,69,631          | 26,01,127          | 30,67,006          | 47,98,574          | 71,03,748           | 1,10,42,338         | 1,45,84,918         | 1,66,61,512         |
| Professional Colleges . . . . .                          | 9,03,657           | 11,97,595          | 16,59,887          | 22,52,998          | 35,99,418           | 59,77,514           | 76,35,792           | 81,38,162           |
| Secondary Schools . . . . .                              | 1,14,52,219        | 1,26,83,751        | 1,50,87,669        | 207,88,723         | 3,19,29,182         | 4,87,26,905         | 6,61,94,390         | 8,13,00,059         |
| Primary Schools . . . . .                                | 1,10,88,854        | 1,18,75,759        | 1,55,53,512        | 207,26,145         | 2,93,13,545         | 5,08,08,107         | 6,95,21,696         | 8,12,60,290         |
| Training Schools . . . . .                               | 7,49,093           | 7,15,761           | 11,77,625          | 18,54,468          | 28,63,810           | 58,64,100           | 56,31,295           | 55,94,808           |
| Other Special Schools . . . . .                          | 11,78,283          | 15,63,640          | 23,21,653          | 35,20,367          | 44,77,116           | 78,37,494           | 1,16,61,237         | 1,30,00,365         |
| Scholarships . . . . .                                   | 7,97,738           | 9,12,068           | 10,55,168          | 13,40,222          | 21,65,718           | 31,76,089           | (a)                 | (a)                 |
| Buildings, Furniture and Apparatus . . . . .             | 23,70,127          | 25,72,865          | 67,11,750          | 97,29,640          | 1,37,08,740         | 1,97,60,544         | 2,77,25,177         | 1,81,96,679         |
| Miscellaneous . . . . .                                  | 12,30,066          | 26,81,007          | 45,81,297          | 72,19,106          | 93,13,016           | 1,37,83,782         | 2,25,37,151         | 2,27,66,001         |
| <b>TOTAL . . . . .</b>                                   | <b>3,52,44,900</b> | <b>4,01,21,462</b> | <b>5,59,03,673</b> | <b>7,85,92,605</b> | <b>11,28,83,068</b> | <b>18,37,52,969</b> | <b>24,58,47,572</b> | <b>27,18,56,622</b> |

(a) Included under Miscellaneous as separate figures are not available.

TABLE 6.—Summary of progress during the quinquennium.

|   | 1926-27.            |                   | 1927-28.            |                   | 1928-29.            |                   | 1929-30.            |                   | 1930-31.            |                   | 1931-32.            |                   |
|---|---------------------|-------------------|---------------------|-------------------|---------------------|-------------------|---------------------|-------------------|---------------------|-------------------|---------------------|-------------------|
|   | Institutions.       | Pupils.           | Institutions.       | Pupils.           | Institutions.       | Pupils.           | Institutions.       | Pupils.           | Institutions.       | Pupils.           | Institutions.       | Pupils.           |
| <b>I.—RECOGNISED INSTITUTIONS.</b>              |                     |                   |                     |                   |                     |                   |                     |                   |                     |                   |                     |                   |
| <b>(A) By management—</b>                       |                     |                   |                     |                   |                     |                   |                     |                   |                     |                   |                     |                   |
| Government Board . . . . .                      | 4,057               | 334,795           | 4,406               | 358,614           | 4,857               | 396,904           | 5,212               | 408,442           | 5,397               | 416,830           | 4,265               | 383,127           |
| Board . . . . .                                 | 69,928              | 4,579,989         | 73,513              | 4,894,399         | 75,568              | 5,049,035         | 77,491              | 5,245,969         | 78,273              | 5,356,676         | 78,558              | 5,463,130         |
| Aided . . . . .                                 | 119,128             | 4,939,929         | 124,373             | 5,242,567         | 126,029             | 5,428,114         | 127,143             | 5,560,561         | 126,976             | 5,605,470         | 124,037             | 5,605,837         |
| Unaided . . . . .                               | 17,935              | 674,637           | 17,434              | 664,576           | 17,346              | 683,444           | 16,992              | 683,630           | 16,549              | 677,861           | 15,950              | 670,372           |
| <b>TOTAL . . . . .</b>                          | <b>211,048</b>      | <b>10,529,350</b> | <b>219,816</b>      | <b>11,160,156</b> | <b>223,800</b>      | <b>11,547,497</b> | <b>226,838</b>      | <b>11,898,602</b> | <b>227,195</b>      | <b>12,056,837</b> | <b>222,810</b>      | <b>12,122,466</b> |
| <b>(B) By Standard of Education—</b>            |                     |                   |                     |                   |                     |                   |                     |                   |                     |                   |                     |                   |
| Universities . . . . .                          | 14                  | 7,053             | 15                  | 7,562             | 16                  | 8,078             | 16                  | 9,027             | 16                  | 8,189             | 16                  | 9,091             |
| Boards of Secondary and Intermediate Education. | ..                  | ..                | 6                   | ..                | 6                   | ..                | 6                   | ..                | 6                   | ..                | 6                   | ..                |
| Arts Colleges . . . . .                         | 232                 | 65,250            | 236                 | 65,952            | 242                 | 68,527            | 241                 | 70,487            | 244                 | 66,837            | 243                 | 72,354            |
| Professional Colleges . . . . .                 | 77                  | 17,616            | 71                  | 17,162            | 71                  | 17,652            | 72                  | 17,652            | 73                  | 17,002            | 74                  | 18,048            |
| Secondary Schools . . . . .                     | 11,338              | 1,854,067         | 11,999              | 2,002,554         | 12,587              | 2,111,976         | 13,152              | 2,246,208         | 13,581              | 2,286,411         | 13,741              | 2,297,519         |
| Primary Schools . . . . .                       | 189,348             | 8,256,760         | 197,299             | 8,712,968         | 201,688             | 9,013,591         | 204,094             | 9,224,084         | 204,384             | 9,362,748         | 201,470             | 9,454,360         |
| Special Schools . . . . .                       | 10,039              | 328,604           | 10,190              | 353,958           | 9,190               | 327,673           | 9,257               | 331,144           | 8,891               | 315,650           | 7,260               | 271,094           |
| <b>TOTAL . . . . .</b>                          | <b>211,048</b>      | <b>10,529,350</b> | <b>219,816</b>      | <b>11,160,156</b> | <b>223,800</b>      | <b>11,547,497</b> | <b>226,838</b>      | <b>11,898,602</b> | <b>227,195</b>      | <b>12,056,837</b> | <b>222,810</b>      | <b>12,122,466</b> |
| <b>II.—UNRECOGNISED INSTITUTIONS.</b>           |                     |                   |                     |                   |                     |                   |                     |                   |                     |                   |                     |                   |
|   | 35,216              | 628,146           | 34,914              | 615,066           | 34,222              | 618,342           | 34,114              | 616,524           | 34,879              | 632,249           | 34,988              | 644,071           |
| <b>GRAND TOTAL . . . . .</b>                    | <b>246,264</b>      | <b>11,157,496</b> | <b>254,730</b>      | <b>11,775,222</b> | <b>258,022</b>      | <b>12,165,839</b> | <b>260,952</b>      | <b>12,515,126</b> | <b>262,074</b>      | <b>12,689,086</b> | <b>257,798</b>      | <b>12,766,537</b> |
| <b>EXPENDITURE FROM—</b>                        |                     |                   |                     |                   |                     |                   |                     |                   |                     |                   |                     |                   |
| Government Funds . . . . .                      | Rs. 11,93,32,854    |                   | Rs. 12,66,92,478    |                   | Rs. 13,18,10,145    |                   | Rs. 13,25,38,044    |                   | Rs. 13,60,97,116    |                   | Rs. 12,46,00,481    |                   |
| District Board Funds . . . . .                  | 2,42,99,785         |                   | 2,52,70,958         |                   | 2,59,25,399         |                   | 2,75,09,215         |                   | 2,94,17,444         |                   | 2,80,01,313         |                   |
| Municipal Funds . . . . .                       | 1,23,21,329         |                   | 1,26,17,479         |                   | 1,34,88,970         |                   | 1,49,56,385         |                   | 1,51,11,688         |                   | 1,58,17,222         |                   |
| Fees . . . . .                                  | 5,21,27,191         |                   | 5,44,71,633         |                   | 5,78,17,829         |                   | 6,04,61,368         |                   | 6,14,58,989         |                   | 6,22,69,534         |                   |
| Other Sources . . . . .                         | 3,77,96,413         |                   | 3,92,26,271         |                   | 4,16,89,910         |                   | 3,88,17,006         |                   | 4,17,76,209         |                   | 4,11,68,072         |                   |
| <b>TOTAL . . . . .</b>                          | <b>24,58,47,572</b> |                   | <b>25,82,78,819</b> |                   | <b>27,07,82,253</b> |                   | <b>27,42,82,018</b> |                   | <b>28,31,61,446</b> |                   | <b>27,18,56,622</b> |                   |

TABLE 7.—*Institutions by management.*

| Province.                              | 1926-27.                 |               |                |               |                |                             | 1931-32.                 |               |                |               |                |                             |
|--|--------------------------|---------------|----------------|---------------|----------------|-----------------------------|--------------------------|---------------|----------------|---------------|----------------|-----------------------------|
|  | Recognised Institutions. |               |                |               |                | Un-recognised Institutions. | Recognised Institutions. |               |                |               |                | Un-recognised Institutions. |
|  | Government.              | Board.        | Aided.         | Un-aided.     | Total.         |                             | Government.              | Board.        | Aided.         | Un-aided.     | Total.         |                             |
| Madras . . . . .                       | 1,875                    | 15,737        | 30,721         | 2,610         | 50,943         | 2,897                       | 1,909                    | 20,852        | 29,946         | 840           | 53,547         | 1,580                       |
| Bombay . . . . .                       | 128                      | 11,373        | 3,108          | 210           | 14,819         | 1,437                       | 125                      | 12,276        | 3,236          | 325           | 15,962         | 1,247                       |
| Bengal . . . . .                       | 329                      | 4,090         | 45,427         | 8,987         | 58,833         | 1,610                       | 322                      | 4,561         | 52,396         | 10,128        | 67,407         | 1,630                       |
| United Provinces . . . . .             | 238                      | 16,285        | 5,361          | 184           | 22,068         | 2,752                       | 255                      | 17,393        | 5,657          | 216           | 23,521         | 2,325                       |
| Punjab . . . . .                       | 213                      | 10,722        | 2,189          | 736           | 13,860         | 4,913                       | 293                      | 9,441         | 1,966          | 300           | 12,000         | 6,472                       |
| Burma . . . . .                        | 96                       | 94            | 6,695          | ..            | 6,885          | 18,449                      | 125                      | 125           | 7,054          | ..            | 7,304          | 18,194                      |
| Bihar and Orissa . . . . .             | 327                      | 2,887         | 23,853         | 4,428         | 31,495         | 1,749                       | 189                      | 3,812         | 21,934         | 3,102         | 29,037         | 2,178                       |
| Central Provinces and Berar . . . . .  | 383                      | 4,099         | 503            | 202           | 5,187          | 235                         | 401                      | 4,355         | 378            | 202           | 5,336          | 257                         |
| Assam . . . . .                        | 248                      | 3,652         | 909            | 522           | 5,331          | 437                         | 337                      | 4,502         | 973            | 782           | 6,594          | 600                         |
| North-West Frontier Province . . . . . | 10                       | 656           | 69             | 12            | 747            | 266                         | 16                       | 858           | 96             | 17            | 987            | 179                         |
| Coorg . . . . .                        | 17                       | 90            | 5              | ..            | 112            | 6                           | 17                       | 89            | 7              | ..            | 113            | 15                          |
| Delhi . . . . .                        | 4                        | 164           | 89             | 2             | 259            | 59                          | 8                        | 181           | 140            | ..            | 330            | 48                          |
| Ajmer-Merwara . . . . .                | 116                      | 5             | 41             | 36            | 198            | 117                         | 179                      | 24            | 90             | 30            | 323            | 59                          |
| Baluchistan . . . . .                  | 69                       | 11            | 14             | ..            | 94             | 219                         | 84                       | 8             | 16             | ..            | 108            | 172                         |
| Bangalore . . . . .                    | 3                        | 19            | 77             | 2             | 101            | 22                          | 2                        | 31            | 62             | ..            | 115            | 6                           |
| Other Administered Areas . . . . .     | 1                        | 44            | 67             | 4             | 116            | 28                          | 3                        | 50            | 66             | 8             | 127            | 25                          |
| <b>INDIA . . . . .</b>                 | <b>4,057</b>             | <b>69,928</b> | <b>119,128</b> | <b>17,935</b> | <b>211,048</b> | <b>35,216</b>               | <b>4,265</b>             | <b>78,558</b> | <b>124,037</b> | <b>15,950</b> | <b>222,810</b> | <b>34,963</b>               |

TABLE 8.—Institutions by standard of instruction.

| Province.                              | Recognised Institutions. |           |                |            |                        |           |                    |               |                  |                |                  |              |                |                    | Unrecognised Institutions. |               |
|--|--------------------------|-----------|----------------|------------|------------------------|-----------|--------------------|---------------|------------------|----------------|------------------|--------------|----------------|--------------------|----------------------------|---------------|
|  | Universities.            |           | Arts Colleges. |            | Professional Colleges. |           | Secondary Schools. |               | Primary Schools. |                | Special Schools. |              | Total.         |                    |                            |               |
|  | 1926-27.                 | 1931-32.  | 1926-27.       | 1931-32.   | 1926-27.               | 1931-32.  | 1926-27.           | 1931-32.      | 1926-27.         | 1931-32.       | 1926-27.         | 1931-32.     | 1926-27.       | 1931-32.           | 1926-27.                   | 1931-32.      |
| Madras . . . . .                       | 2                        | 3         | 65             | 63         | 12                     | 12        | 658                | 660           | 49,788           | 52,374         | 423              | 435          | 50,943         | 53,547             | 2,397                      | 1,580         |
| Bombay . . . . .                       | 1                        | 1         | 14             | 15         | 10                     | 11        | 539                | 698           | 13,856           | 14,851         | 399              | 386          | 14,819         | 15,962             | 1,437                      | 1,247         |
| Bengal . . . . .                       | 2                        | 2         | 45             | 49         | 17                     | 17        | 2,805              | 3,126         | 52,809           | 61,162         | 3,155            | 3,050        | 58,833         | 67,406             | 1,610                      | 1,650         |
| United Provinces . . . . .             | 4                        | 5         | 45             | 49         | 18                     | 10        | 1,094              | 1,271         | 20,398           | 21,502         | 509              | 683          | 22,068         | 23,520             | 2,752                      | 2,325         |
| Punjab . . . . .                       | 1                        | 1         | 80             | 33         | 8                      | 9         | 2,747              | 3,968         | 7,144            | 7,238          | 3,930            | 751          | 13,860         | 12,000             | 4,913                      | 6,472         |
| Burma . . . . .                        | 1                        | 1         | 1              | 1          | 1                      | 1         | 1,504              | 1,413         | 4,519            | 4,762          | 859              | 1,125        | 6,885          | 7,308              | 18,449                     | 18,194        |
| Bihar and Orissa . . . . .             | 1                        | 1         | 11             | 11         | 5                      | 7         | 730                | 918           | 30,247           | 27,571         | 501              | 528          | 31,495         | 29,036             | 1,749                      | 2,178         |
| Central Provinces and Berar . . . . .  | 1                        | 1         | 5              | 6          | 3                      | 4         | 601                | 686           | 4,523            | 4,566          | 54               | 72           | 5,187          | 5,335              | 235                        | 257           |
| Assam . . . . .                        | ..                       | ..        | 3              | 3          | 1                      | 1         | 382                | 511           | 4,786            | 5,891          | 159              | 188          | 5,331          | 6,594              | 437                        | 600           |
| North-West Frontier Province . . . . . | ..                       | ..        | 3              | 3          | 1                      | 1         | 122                | 269           | 617              | 710            | 4                | 4            | 747            | 967                | 286                        | 179           |
| Coorg . . . . .                        | ..                       | ..        | ..             | ..         | ..                     | ..        | 3                  | 3             | 108              | 109            | 1                | 1            | 112            | 113                | 6                          | 15            |
| Delhi . . . . .                        | 1                        | 1         | 6              | 7          | 1                      | 1         | 47                 | 80            | 181              | 222            | 23               | 8            | 259            | 323                | 59                         | 48            |
| Ajmer-Merwara . . . . .                | ..                       | ..        | 1              | 2          | ..                     | ..        | 37                 | 44            | 156              | 262            | 4                | 15           | 198            | 323                | 117                        | 59            |
| Baluchistan . . . . .                  | ..                       | ..        | ..             | ..         | ..                     | ..        | 19                 | 18            | 74               | 89             | 1                | 1            | 94             | 108                | 219                        | 173           |
| Bangalore . . . . .                    | ..                       | ..        | 2              | 1          | ..                     | ..        | 21                 | 27            | 72               | 80             | 6                | 7            | 101            | 115                | 22                         | 6             |
| Other Administered Areas . . . . .     | ..                       | ..        | 1              | ..         | ..                     | ..        | 34                 | 40            | 70               | 81             | 11               | 6            | 116            | 127                | 28                         | 23            |
| <b>INDIA . . . . .</b>                 | <b>14</b>                | <b>16</b> | <b>332</b>     | <b>343</b> | <b>77</b>              | <b>74</b> | <b>11,338</b>      | <b>13,741</b> | <b>189,348</b>   | <b>201,470</b> | <b>10,039</b>    | <b>7,260</b> | <b>211,048</b> | <b>(a) 223,801</b> | <b>35,215</b>              | <b>34,982</b> |

(a) Six Boards of Secondary and Intermediate Education are excluded.



TABLE 9.—Pupils classified according to institutions by management.

| Province.                              | 1926-27.                    |                  |                  |                |                   |                               | 1931-32.                    |                  |                  |                |                   |                               |
|--|-----------------------------|------------------|------------------|----------------|-------------------|-------------------------------|-----------------------------|------------------|------------------|----------------|-------------------|-------------------------------|
|  | In recognised institutions. |                  |                  |                |                   | In unrecognised institutions. | In recognised institutions. |                  |                  |                |                   | In unrecognised institutions. |
|  | Government.                 | Board.           | Aided.           | Unaided.       | Total.            |                               | Government.                 | Board.           | Aided.           | Unaided.       | Total.            |                               |
| Madras . . . . .                       | 92,052                      | 960,500          | 1,311,913        | 76,409         | 3,440,374         | 82,314                        | 108,958                     | 1,264,311        | 1,474,060        | 30,175         | 2,877,504         | 47,378                        |
| Bombay . . . . .                       | 22,660                      | 855,351          | 217,456          | 20,803         | 1,118,270         | 35,158                        | 22,638                      | 997,536          | 254,949          | 25,525         | 1,800,648         | 34,899                        |
| Bengal . . . . .                       | 33,089                      | 201,490          | 1,675,304        | 379,999        | 2,289,876         | 53,504                        | 34,225                      | 245,277          | 2,002,083        | 438,476        | 2,720,061         | 63,174                        |
| United Provinces. . . . .              | 36,636                      | 993,046          | 289,519          | 11,249         | 1,280,450         | 68,951                        | 40,786                      | 1,117,160        | 286,434          | 13,617         | 1,457,997         | 59,991                        |
| Punjab . . . . .                       | 41,525                      | 812,561          | 192,494          | 39,507         | 1,086,037         | 96,649                        | 54,541                      | 890,334          | 228,124          | 27,601         | 1,200,600         | 132,967                       |
| Burma . . . . .                        | 15,300                      | 9,617            | 418,385          | ..             | 443,302           | 202,670                       | 16,630                      | 17,833           | 490,550          | ..             | 525,013           | 202,393                       |
| Bihar and Orissa . . . . .             | 25,500                      | 166,476          | 761,772          | 112,739        | 1,065,496         | 42,998                        | 20,925                      | 216,335          | 713,346          | 88,029         | 1,038,634         | 56,189                        |
| Central Provinces and Berar . . . . .  | 34,670                      | 316,774          | 31,410           | 8,769          | 391,623           | 7,666                         | 40,031                      | 567,534          | 33,765           | 9,164          | 450,494           | 9,448                         |
| Assam . . . . .                        | 13,720                      | 192,729          | 37,299           | 21,685         | 270,433           | 13,187                        | 23,215                      | 244,544          | 46,845           | 33,702         | 248,306           | 24,012                        |
| North-West Frontier Province . . . . . | 2,147                       | 45,966           | 14,035           | 923            | 63,071            | 6,642                         | 3,070                       | 59,574           | 20,025           | 1,249          | 83,913            | 4,551                         |
| Coorg . . . . .                        | 2,798                       | 5,008            | 515              | ..             | 3,321             | 194                           | 3,002                       | 6,334            | 783              | ..             | 10,119            | 317                           |
| Delhi . . . . .                        | 708                         | 11,136           | 12,539           | 186            | 24,569            | 2,259                         | 1,340                       | 21,951           | 19,921           | ..             | 43,113            | 1,247                         |
| Ajmer-Merwara . . . . .                | 6,006                       | 423              | 4,499            | 1,345          | 12,273            | 4,991                         | 9,598                       | 1,873            | 3,033            | 1,532          | 31,036            | 3,035                         |
| Baluchistan . . . . .                  | 2,731                       | 525              | 2,217            | ..             | 5,473             | 3,322                         | 3,721                       | 636              | 3,398            | ..             | 7,665             | 2,560                         |
| Bangalore . . . . .                    | 91                          | 2,077            | 11,067           | 150            | 13,385            | 947                           | 96                          | 4,043            | 12,364           | ..             | 16,503            | 237                           |
| Other Administered Areas . . . . .     | 161                         | 6,711            | 9,505            | 868            | 17,245            | 1,694                         | 451                         | 7,850            | 11,248           | 1,252          | 20,651            | 1,633                         |
| <b>INDIA . . . . .</b>                 | <b>334,795</b>              | <b>4,579,289</b> | <b>4,939,329</b> | <b>674,627</b> | <b>10,539,350</b> | <b>633,146</b>                | <b>333,127</b>              | <b>5,463,130</b> | <b>5,605,337</b> | <b>670,373</b> | <b>12,123,496</b> | <b>644,071</b>                |

TABLE 10.—*Pupils classified according to Institutions by standard of instruction.*

| Province.                              | In Recognised Institutions. |              |                |               |                        |               |                    |                  |
|--|-----------------------------|--------------|----------------|---------------|------------------------|---------------|--------------------|------------------|
|  | Universities.               |              | Arts Colleges. |               | Professional Colleges. |               | Secondary Schools. |                  |
|  | 1926-27.                    | 1931-32.     | 1926-27.       | 1931-32.      | 1926-27.               | 1931-32.      | 1926-27.           | 1931-32.         |
| Madras . . . . .                       | ..                          | 566          | 12,616         | 12,913        | 2,218                  | 2,121         | 184,672            | 206,322          |
| Bombay . . . . .                       | 43                          | 87           | 6,984          | 9,226         | 2,487                  | 3,073         | 100,888            | 124,167          |
| Bengal . . . . .                       | 1,714                       | 1,880        | 22,420         | 19,744        | 6,322                  | 5,208         | 403,440            | 451,672          |
| United Provinces . . . . .             | 3,748                       | 4,883        | 5,898          | 7,707         | 3,069                  | 3,886         | 156,888            | 217,120          |
| Punjab . . . . .                       | 19                          | 20           | 8,882          | 13,140        | 1,854                  | 1,981         | 512,202            | 679,580          |
| Burma . . . . .                        | 1,425                       | (a) 1,551    | 60             | 123           | 46                     | 26            | 188,463            | 213,061          |
| Bihar and Orissa . . . . .             | ..                          | ..           | 3,474          | 3,579         | 1,021                  | 921           | 101,799            | 131,569          |
| Central Provinces and Berar . . . . .  | ..                          | ..           | 1,410          | 1,815         | 423                    | 590           | 95,749             | 111,703          |
| Assam . . . . .                        | ..                          | ..           | 1,040          | 1,208         | 91                     | 75            | 50,473             | 71,305           |
| North-West Frontier Province . . . . . | ..                          | ..           | 408            | 610           | 18                     | 41            | 27,020             | 45,288           |
| Coorg . . . . .                        | ..                          | ..           | ..             | ..            | ..                     | ..            | 938                | 1,033            |
| Delhi . . . . .                        | 104                         | 104          | 1,148          | 1,825         | 67                     | 126           | 11,037             | 17,400           |
| Ajmer-Merwara . . . . .                | ..                          | ..           | 125            | 277           | ..                     | ..            | 4,842              | 5,593            |
| Baluchistan . . . . .                  | ..                          | ..           | ..             | ..            | ..                     | ..            | 3,441              | 4,984            |
| Bangalore . . . . .                    | ..                          | ..           | 479            | 287           | ..                     | ..            | 5,131              | 7,220            |
| Other Administered Areas . . . . .     | ..                          | ..           | 306            | ..            | ..                     | ..            | 7,084              | 9,502            |
| <b>INDIA . . . . .</b>                 | <b>7,053</b>                | <b>9,091</b> | <b>65,250</b>  | <b>72,354</b> | <b>17,616</b>          | <b>18,048</b> | <b>1,854,067</b>   | <b>2,297,519</b> |

(a) Includes 331 students of Professional Colleges.

TABLE 10.—*Pupils classified according to Institutions by standard of instruction—contd.*

| Province.                              | In Recognised Institutions. |                  |                  |                |                   |                   | In Unrecognised Institutions. |                |
|--|-----------------------------|------------------|------------------|----------------|-------------------|-------------------|-------------------------------|----------------|
|  | Primary Schools.            |                  | Special Schools. |                | Total.            |                   | 1926-27.                      | 1931-32.       |
|  | 1926-27.                    | 1931-32.         | 1926-27.         | 1931-32.       | 1926-27.          | 1931-32.          |                               |                |
| Madras . . . . .                       | 2,215,707                   | 2,624,855        | 25,661           | 30,727         | 2,440,874         | 2,877,504         | 82,314                        | 47,378         |
| Bombay . . . . .                       | 986,087                     | 1,145,244        | 19,781           | 18,851         | 1,116,270         | 1,300,648         | 35,158                        | 34,899         |
| Bengal . . . . .                       | 1,741,504                   | 2,116,278        | 114,476          | 125,279        | 2,289,876         | 2,720,061         | 53,504                        | 63,164         |
| United Provinces . . . . .             | 1,092,965                   | 1,201,590        | 17,882           | 22,811         | 1,280,450         | 1,457,997         | 68,951                        | 59,991         |
| Punjab . . . . .                       | 454,658                     | 480,920          | 108,472          | 24,959         | 1,086,087         | 1,200,600         | 96,649                        | 132,967        |
| Burma . . . . .                        | 238,837                     | 291,910          | 14,471           | 18,342         | 443,302           | 525,013           | 202,670                       | 202,393        |
| Bihar and Orissa . . . . .             | 941,675                     | 883,603          | 17,527           | 18,962         | 1,065,496         | 1,088,634         | 42,998                        | 56,189         |
| Central Provinces and Berar . . . . .  | 291,099                     | 332,623          | 2,942            | 3,763          | 391,623           | 450,494           | 7,666                         | 9,448          |
| Assam . . . . .                        | 213,675                     | 270,490          | 5,154            | 5,228          | 270,433           | 348,306           | 18,187                        | 24,012         |
| North-West Frontier Province . . . . . | 35,512                      | 37,868           | 118              | 211            | 63,076            | 83,918            | 6,642                         | 4,551          |
| Coorg . . . . .                        | 7,973                       | 9,074            | 10               | 12             | 8,921             | 10,119            | 194                           | 317            |
| Delhi . . . . .                        | 11,308                      | 22,876           | 902              | 781            | 24,566            | 43,112            | 2,259                         | 1,247          |
| Ajmer-Merwara . . . . .                | 7,120                       | 14,836           | 186              | 380            | 12,273            | 21,086            | 4,991                         | 3,035          |
| Baluchistan . . . . .                  | 2,014                       | 2,671            | 18               | 10             | 5,473             | 7,665             | 3,322                         | 2,560          |
| Bangalore . . . . .                    | 7,625                       | 8,796            | 150              | 205            | 18,335            | 18,508            | 947                           | 287            |
| Other Administered Areas . . . . .     | 9,001                       | 10,726           | 854              | 573            | 17,245            | 20,801            | 1,694                         | 1,633          |
| <b>INDIA . . . . .</b>                 | <b>8,256,760</b>            | <b>9,454,360</b> | <b>328,604</b>   | <b>271,094</b> | <b>10,529,350</b> | <b>12,122,466</b> | <b>628,146</b>                | <b>644,071</b> |

TABLE 11.—Pupils in Recognised Institutions classified according to race or creed, 1931-32.

| Province.                              | Europeans and Anglo-Indians. | Indian Christians. | Hindus.          | Muham-madans.    | Buddhists.     | Parsis.       | Sikhs.         | Others.         | Total.               |
|--|------------------------------|--------------------|------------------|------------------|----------------|---------------|----------------|-----------------|----------------------|
| Madras . . . . .                       | 10,181                       | 230,946            | 2,333,430        | 297,358          | 117            | 132           | 21             | 5,319           | 2,877,504            |
| Bombay . . . . .                       | 5,435                        | 38,012             | 967,940          | 237,002          | 20             | 17,906        | 1,360          | 32,963          | 1,800,648            |
| Bengal . . . . .                       | 9,721                        | 15,507             | 1,272,119        | 1,406,379        | 11,105         | 333           | 369            | 4,528           | 2,720,061            |
| United Provinces . . . . .             | 5,766                        | 10,907             | 1,177,329        | 254,081          | 173            | 273           | 1,099          | 7,324           | 1,457,997(a)         |
| Punjab . . . . .                       | 2,539                        | 16,768             | 431,809          | 663,448          | 147            | 97            | 170,938        | 14,727          | 1,200,600(b)         |
| Burma . . . . .                        | 6,489                        | 38,428             | 14,871           | 26,121           | 436,181        | 141           | 768            | 2,034           | 525,013              |
| Bihar and Orissa . . . . .             | 1,596                        | 35,500             | 819,699          | 138,538          | 6              | 19            | 631            | 44,498          | 1,038,634(c)         |
| Central Provinces and Berar . . . . .  | 1,932                        | 7,251              | 349,579          | 47,764           | 2              | 536           | 277            | 43,153          | 450,494              |
| Assam . . . . .                        | 336                          | 22,428             | 267,293          | 95,209           | 152            | 1             | 94             | 22,500          | 348,306(d)           |
| North-West Frontier Province . . . . . | 40                           | 242                | 18,718           | 60,026           | ..             | 5             | 4,876          | 11              | 83,918               |
| Coorg . . . . .                        | ..                           | 227                | 9,508            | 367              | 14             | 4             | ..             | ..              | 10,119               |
| Delhi . . . . .                        | 158                          | 1,365              | 27,040           | 12,769           | 2              | 24            | 727            | 1,027           | 43,112               |
| Ajmer-Merwara . . . . .                | 679                          | 856                | 13,928           | 3,879            | ..             | 107           | 54             | 1,583           | 21,066               |
| Baluchistan . . . . .                  | 100                          | 236                | 2,533            | 3,907            | ..             | 53            | 733            | 43              | 7,665                |
| Bangalore . . . . .                    | 2,510                        | 2,923              | 8,461            | 2,435            | 18             | 85            | 2              | 74              | 16,508               |
| Other Administered Areas . . . . .     | 1,255                        | 1,080              | 12,042           | 3,831            | ..             | 326           | 62             | 1,305           | 20,801               |
| <b>INDIA . . . . .</b>                 | <b>48,797</b>                | <b>4,23,576</b>    | <b>7,666,309</b> | <b>3,151,113</b> | <b>447,917</b> | <b>20,042</b> | <b>182,011</b> | <b>1,81,089</b> | <b>12,122,466(e)</b> |
| <b>INDIA</b> { 1926-27                 | 47,292                       | 357,843            | 6,866,413        | 2,589,889        | 375,583        | 19,396        | 147,387        | 1,24,734        | 10,529,850           |
| 1921-22                                | 44,575                       | 277,917            | 5,109,537        | 1,759,961        | 297,529        | 16,986        | 235,718        | ..              | 7,742,225            |
| 1916-17                                | 42,485                       | 223,676            | 4,772,421        | 1,593,528        | 351,878        | 16,532        | 206,788        | ..              | 7,207,308            |
| 1911-12                                | 34,299                       | 189,115            | 4,165,782        | 1,316,998        | 239,734        | 17,145        | 165,652        | ..              | 6,128,725            |
| 1906-07                                | 30,706                       | 157,283            | 3,330,061        | 923,901          | 201,423        | 16,410        | 84,696         | ..              | 4,744,480            |
| 1901-02                                | 30,972                       | 122,277            | 2,783,540        | 732,005          | 145,733        | 16,637        | 55,329         | ..              | 3,886,493            |
| 1896-97                                | 28,989                       | 109,040            | 2,712,545        | 730,605          | ..             | ..            | ..             | ..              | 3,788,382            |

(a) Includes 1,045 pupils (2 Indian Christians, 908 Hindus and 135 Muhammadans) of the Benares Sanskrit College, which are not shown in detail.

(b) Includes 149 pupils of one of the Oriental Colleges who are not shown by race or creed; also excludes 22 pupils of unrecognised schools who are included in preceding columns.

(c) Includes 147 pupils, not shown by race or creed.

(d) Includes 293 pupils, not shown by race or creed.

(e) Includes 1,634 pupils [see (a), (b), (c) and (d)] not shown by race or creed and excludes 22 pupils of unrecognised schools in the Punjab.

TABLE 12.—Pupils in Recognised Institutions classified according to stages of instruction, 1931-32.

| Provinces.                             | In Institutions for General Education. |                |                  |                   | In Institutions for Vocational and Special Education. |                     | In all Recognised Institutions. |            |
|--|--|----------------|------------------|-------------------|---|---------------------|---------------------------------|------------|
|  | In collegiate stage.                   | In high stage. | In middle stage. | In primary stage. | In professional colleges.                             | In special schools. |                                 |            |
| Madras . . . . .                       | 13,479                                 | 57,522         | 143,402          | 2,630,253         | 2,121   | 30,727              | 2,877,504                       |            |
| Bombay . . . . .                       | 9,313                                  | 48,795         | 164,537          | 1,056,079         | 3,073   | 18,851              | 1,300,648                       |            |
| Bengal . . . . .                       | 21,624                                 | 128,323        | 123,467          | 2,316,160         | 5,208   | 125,279             | 2,720,061                       |            |
| United Provinces . . . . .             | 12,590                                 | 21,142         | 142,575          | 1,254,993         | 3,886   | 22,811              | 1,457,997                       |            |
| Punjab . . . . .                       | 11,341                                 | 32,626         | 195,815          | 933,829           | 1,981   | 24,959              | 1,200,451*                      |            |
| Burma . . . . .                        | 1,343                                  | 10,459         | 46,958           | 447,554           | 357   | 18,342              | 525,013                         |            |
| Bihar and Orissa . . . . .             | 3,523                                  | 19,710         | 57,631           | 937,831           | 830   | 18,962              | 1,038,487†                      |            |
| Central Provinces and Berar . . . . .  | 1,815                                  | 8,113          | 47,637           | 388,676           | 590   | 3,763               | 450,494                         |            |
|  |  |                |                  |                   |   |                     | (a)                             |            |
| Assam . . . . .                        | 1,212                                  | 9,886          | 29,954           | 301,658           | 75  | 5,228               | 348,013                         |            |
| North-West Frontier Province . . . . . | 510                                    | 1,819          | 12,945           | 68,392            | 41  | 211                 | 83,918                          |            |
| Coorg . . . . .                        | ..                                     | 304            | 1,207            | 8,596             | ..  | 12                  | 10,119                          |            |
| Delhi . . . . .                        | 1,825                                  | 2,325          | 4,830            | 33,121            | 230   | 781                 | 43,112                          |            |
| Ajmer-Merwara . . . . .                | 277                                    | 682            | 3,007            | 16,740            | ..  | 380                 | 21,086                          |            |
| Baluchistan . . . . .                  | ..                                     | 354            | 881              | 6,420             | ..  | 10                  | 7,665                           |            |
| Bangalore . . . . .                    | 287                                    | 867            | 1,952            | 13,197            | ..  | 205                 | 16,508                          |            |
| Other Administered Areas . . . . .     | ..                                     | 1,931          | 3,716            | 14,581            | ..  | 573                 | 20,801                          |            |
| <b>INDIA 1931-32 . . . . .</b>         | <b>79,139</b>                          | <b>344,758</b> | <b>980,514</b>   | <b>10,427,980</b> | <b>18,892</b>   | <b>271,094</b>      | <b>12,121,877†(a)*</b>          |            |
| <b>INDIA . . . . .</b>                 | 1926-27                                | 70,428         | 277,970          | 713,930           | 9,120,458   | 17,951              | 325,604                         | 10,529,950 |
|  | 1921-22                                | 45,175         | 218,606          | 434,810           | 6,897,233   | 13,662              | 132,739                         | 7,742,225  |
|  | 1916-17                                | 46,468         | 216,160          | 385,372           | 6,404,200   | 11,504              | 143,604                         | 7,207,308  |
|  | 1911-12                                | 29,648         | 141,695          | 276,401           | 5,494,416   | 6,636               | 179,929                         | 6,128,725  |
|  | 1906-07                                | 18,918         | 109,625          | 205,429           | 4,336,154   | 6,250               | 68,104                          | 4,744,480  |
|  | 1901-02                                | 17,651         | 82,312           | 180,670           | 3,564,122   | 5,358               | 36,380                          | 3,866,493  |
|  | 1896-97                                | 14,420         | 62,706           | 150,117           | 3,532,157   | 4,363               | 24,619                          | 3,788,382  |

\* Excludes 149 students of one Oriental College in the Punjab.

† Excludes 147 students not reading the University course.

(a) Excludes 133 students of St. Edmund's College, reading purely classics, and 89 boys in Naga Hills schools; also excludes 71 girls.

TABLE 13.—Percentage of Pupils to total Population, by provinces.

| Province.                              | In Recognised Institutions. |            |            |            |            |            | In all Institutions. |            |            |            |            |            |
|--|-----------------------------|------------|------------|------------|------------|------------|----------------------|------------|------------|------------|------------|------------|
|  | 1926-27.                    |            |            | 1931-32.   |            |            | 1926-27.             |            |            | 1931-32.   |            |            |
|  | Males.                      | Females.   | Total.     | Males.     | Females.   | Total.     | Males.               | Females.   | Total.     | Males.     | Females.   | Total.     |
| Madras . . . . .                       | 9.2                         | 2.5        | 5.8        | 9.3        | 3.1        | 6.2        | 9.5                  | 2.5        | 6.0        | 9.5        | 3.1        | 6.3        |
| Bombay . . . . .                       | 8.8                         | 2.4        | 5.8        | 8.8        | 2.8        | 6.0        | 9.1                  | 2.4        | 6.0        | 9.1        | 2.8        | 6.1        |
| Bengal . . . . .                       | 7.8                         | 1.8        | 4.9        | 8.3        | 2.3        | 5.4        | 7.9                  | 1.9        | 5.0        | 8.5        | 2.3        | 5.6        |
| United Provinces . . . . .             | 4.9                         | 0.5        | 2.8        | 5.1        | 0.7        | 3.0        | 5.1                  | 0.6        | 3.0        | 5.3        | 0.7        | 3.1        |
| Punjab . . . . .                       | 8.8                         | 0.8        | 5.2        | 8.3        | 1.3        | 5.1        | 9.3                  | 1.4        | 5.7        | 8.8        | 1.9        | 5.6        |
| Burma . . . . .                        | 4.1                         | 2.8        | 3.4        | 4.2        | 2.9        | 3.5        | 7.0                  | 2.7        | 4.9        | 6.8        | 3.0        | 4.3        |
| Bihar and Orissa . . . . .             | 5.7                         | 0.7        | 3.1        | 4.9        | 0.6        | 2.8        | 5.9                  | 0.7        | 3.3        | 5.2        | 0.7        | 2.9        |
| Central Provinces and Borar . . . . .  | 5.0                         | 0.6        | 2.8        | 5.0        | 0.8        | 2.9        | 5.1                  | 0.6        | 2.9        | 5.1        | 0.9        | 3.0        |
| Assam . . . . .                        | 5.9                         | 0.9        | 3.5        | 6.4        | 1.4        | 4.0        | 6.3                  | 1.0        | 3.7        | 6.8        | 1.5        | 4.3        |
| North-West Frontier Province . . . . . | 4.6                         | 0.7        | 2.8        | 5.4        | 1.1        | 3.4        | 5.0                  | 0.7        | 3.0        | 5.7        | 1.2        | 3.6        |
| Coorg . . . . .                        | 7.0                         | 3.6        | 5.4        | 7.9        | 4.1        | 6.2        | 7.2                  | 3.6        | 5.6        | 8.1        | 4.2        | 6.4        |
| Delhi . . . . .                        | 7.1                         | 2.1        | 5.0        | 9.1        | 3.5        | 6.7        | 7.7                  | 2.4        | 5.5        | 9.4        | 3.6        | 7.0        |
| Ajmer-Merwara . . . . .                | 3.9                         | 0.8        | 2.5        | 5.9        | 1.3        | 3.8        | 5.2                  | 1.0        | 3.3        | 6.8        | 1.5        | 4.3        |
| Baluchistan . . . . .                  | 1.8                         | 0.5        | 1.3        | 2.3        | 0.8        | 1.6        | 2.9                  | 0.8        | 2.1        | 3.1        | 0.9        | 2.2        |
| Bangalore . . . . .                    | 13.5                        | 8.8        | 11.3       | 14.5       | 9.0        | 12.3       | 14.8                 | 9.1        | 12.0       | 14.9       | 10.0       | 12.5       |
| Other Administered Areas . . . . .     | 9.9                         | 4.1        | 7.3        | 11.7       | 6.2        | 9.8        | 11.0                 | 4.4        | 8.0        | 12.6       | 6.7        | 10.0       |
| <b>INDIA</b> . . . . .                 | <b>6.9</b>                  | <b>1.5</b> | <b>4.3</b> | <b>7.0</b> | <b>1.8</b> | <b>4.5</b> | <b>7.3</b>           | <b>1.5</b> | <b>4.5</b> | <b>7.3</b> | <b>1.9</b> | <b>4.7</b> |
| INDIA . . . . .                        | 1921-22                     | 5.0        | 1.1        | 3.1        | ..         | ..         | 5.5                  | 1.2        | 3.4        | ..         | ..         | ..         |
|  | 1916-17                     | 4.9        | 1.0        | 3.0        | ..         | ..         | 5.3                  | 1.0        | 3.2        | ..         | ..         | ..         |
|  | 1911-12                     | 4.0        | 0.7        | 2.4        | ..         | ..         | 4.5                  | 0.8        | 2.7        | ..         | ..         | ..         |
|  | 1906-07                     | 3.4        | 0.5        | 2.0        | ..         | ..         | 3.9                  | 0.5        | 2.2        | ..         | ..         | ..         |
|  | 1901-02                     | 2.9        | 0.3        | 1.6        | ..         | ..         | 3.3                  | 0.4        | 1.9        | ..         | ..         | ..         |
|  | 1896-97                     | 2.9        | 0.3        | 1.6        | ..         | ..         | 3.3                  | 0.4        | 1.9        | ..         | ..         | ..         |

TABLE 14.—*Expenditure on Education, by sources.*

| Province.                              | Expenditure in 1926-27 from |                       |                    |                     |                    |                    | GRAND TOTAL.        |
|--|-----------------------------|-----------------------|--------------------|---------------------|--------------------|--------------------|---------------------|
|  | Public Funds.               |                       |                    |                     | Fees.              | Other sources.     |                     |
|  | Government Funds.           | District Board Funds. | Municipal Funds.   | Total.              |                    |                    |                     |
|  | Rs.                         | Rs.                   | Rs.                | Rs.                 | Rs.                | Rs.                | Rs.                 |
| Madras . . . . .                       | 2,02,44,183                 | 49,13,555             | 17,14,292          | 2,68,72,030         | 88,69,145          | 95,31,257          | 4,52,72,432         |
| Bombay . . . . .                       | 1,98,57,795                 | 19,76,428             | 51,58,291          | 2,69,92,812         | 67,71,239          | 45,99,235          | [3,82,63,286        |
| Bengal . . . . .                       | 1,47,94,686                 | 16,41,190             | 6,34,463           | 1,70,70,339         | 1,62,19,593        | 64,86,136          | 3,97,76,068         |
| United Provinces . . . . .             | 1,95,88,185                 | 32,57,302             | 11,91,591          | 2,40,37,078         | 46,48,706          | 50,93,382          | 3,37,79,166         |
| Punjab . . . . .                       | 1,51,17,231                 | 30,78,553             | 10,52,684          | 1,92,48,468         | 57,52,270          | 37,65,025          | 2,87,65,763         |
| Burma . . . . .                        | 95,16,908                   | 25,41,805             | 9,59,463           | 1,30,17,276         | 34,34,700          | 29,31,828          | 1,93,83,804         |
| Bihar and Orissa . . . . .             | 72,30,582                   | 46,35,871             | 3,17,046           | 1,21,83,499         | 32,64,740          | 22,93,820          | 1,77,42,059         |
| Central Provinces and Berar. . . . .   | 71,73,592                   | 13,53,695             | 7,37,953           | 92,65,240           | 11,81,873          | 9,16,820           | 1,13,63,938         |
| Assam . . . . .                        | 25,20,628                   | 5,03,582              | 58,484             | 30,82,694           | 7,44,055           | 5,57,401           | 43,84,150           |
| North-West Frontier Province . . . . . | 13,66,124                   | 1,23,672              | 1,54,662           | 16,34,458           | 1,98,174           | 2,44,153           | 20,76,785           |
| Coorg . . . . .                        | 1,25,584                    | 43,032                | 3,724              | 1,72,340            | 43,907             | 8,706              | 2,24,953            |
| Delhi . . . . .                        | 7,58,221                    | 43,164                | 1,90,043           | 9,91,428            | 2,88,152           | 4,25,969           | 17,05,549           |
| Ajmer-Merwara . . . . .                | 2,84,674                    | 25,709                | 19,300             | 3,29,683            | 1,47,012           | 1,56,211           | 6,32,906            |
| Baluchistan . . . . .                  | 2,45,392                    | 69,737                | 32,131             | 3,47,260            | 74,959             | 56,997             | 4,79,216            |
| Bangalore . . . . .                    | 3,12,466                    | ..                    | 35,674             | 3,48,140            | 2,68,949           | 2,13,275           | 8,80,364            |
| Other Administered Areas . . . . .     | 2,07,503                    | 62,192                | 61,528             | 3,31,223            | 3,19,717           | 5,16,198           | 11,67,138           |
| <b>India</b>                           | <b>11,93,32,864</b>         | <b>2,42,69,785</b>    | <b>1,23,21,329</b> | <b>15,59,23,968</b> | <b>5,21,27,191</b> | <b>3,77,96,413</b> | <b>24,58,47,572</b> |

TABLE 14.—Expenditure on Education, by sources—contd.

| Province.                              | Expenditure in 1931-32 from |                       |                    |                     |                    | Other sources.     | GRAND TOTAL.        |
|--|-----------------------------|-----------------------|--------------------|---------------------|--------------------|--------------------|---------------------|
|  | Public Funds.               |                       |                    |                     | Fees.              |                    |                     |
|  | Government Funds.           | District Board Funds. | Municipal Funds.   | Total.              |                    |                    |                     |
| Rs.                                    | Rs.                         | Rs.                   | Rs.                | Rs.                 | Rs.                | Rs.                |                     |
| Madras . . . . .                       | 2,55,71,715                 | 66,94,635             | 24,13,231          | 3,46,79,581         | 97,41,940          | 1,23,40,330        | 5,67,61,851         |
| Bombay . . . . .                       | 1,90,01,654                 | 22,63,250             | 55,27,743          | 2,67,92,647         | 81,17,530          | 51,30,372          | 4,00,40,549         |
| Bengal. . . . .                        | 1,44,50,039                 | 16,48,662             | 15,04,943          | 1,76,03,644         | 1,80,02,570        | 66,80,813          | 4,22,87,038         |
| United Provinces . . . . .             | 2,17,97,033                 | 36,90,879             | 15,12,069          | 2,69,99,981         | 67,57,617          | 51,63,514          | 3,89,21,112         |
| Punjab . . . . .                       | 1,64,92,681                 | 27,21,458             | 12,97,490          | 2,05,11,629         | 72,15,027          | 31,04,487          | 3,08,31,143         |
| Bihar . . . . .                        | 94,26,839                   | 35,55,878             | 14,24,261          | 1,44,06,978         | 40,50,873          | 26,53,234          | 2,11,11,085         |
| Bihar and Orissa . . . . .             | 55,67,823                   | 46,81,959             | 4,09,729           | 1,06,59,511         | 40,60,507          | 26,71,787          | 1,73,91,805         |
| Central Provinces and Berar . . . . .  | 47,62,227                   | 19,45,619             | 9,49,004           | 76,56,850           | 17,54,857          | 9,88,053           | 1,03,79,760         |
| Assam . . . . .                        | 28,82,606                   | 5,52,507              | 79,905             | 35,15,018           | 8,33,949           | 6,61,317           | 50,10,264           |
| North-West Frontier Province . . . . . | 18,64,011                   | 94,891                | 1,99,097           | 21,57,999           | 2,62,119           | 3,01,744           | 27,21,862           |
| Coorg . . . . .                        | 1,44,740                    | 62,439                | 3,950              | 2,11,129            | 36,605             | 6,868              | 2,54,602            |
| Delhi . . . . .                        | 11,57,081                   | 31,460                | 2,38,526           | 14,27,067           | 5,33,385           | 4,74,023           | 24,31,675           |
| Ajmer-Merwara . . . . .                | 4,09,805                    | 21,111                | 45,379             | 4,76,295            | 1,91,854           | 1,71,250           | 8,39,399            |
| Baluchistan . . . . .                  | 3,06,944                    | 36,565                | 34,101             | 3,77,610            | 88,413             | 52,045             | 5,18,068            |
| Bangalore . . . . .                    | 3,05,546                    | ..                    | 40,452             | 4,35,998            | 2,89,047           | 2,81,902           | 10,08,947           |
| Other Administered Areas . . . . .     | 3,76,349                    | ..                    | 1,37,342           | 5,13,691            | 3,33,932           | 4,99,721           | 13,46,444           |
| <b>India . . . . .</b>                 | <b>*12,46,07,093</b>        | <b>2,80,01,313</b>    | <b>1,58,17,222</b> | <b>16,84,25,628</b> | <b>6,22,69,534</b> | <b>4,11,61,460</b> | <b>27,18,56,622</b> |

\* Includes Rs. 6,612 paid from other sources.



TABLE 15.—Expenditure on Education, by objects.

| Province.                          | Expenditure in 1926-27 on |             |               |                |                                |                       |                     |                      |                                  |   |                     | Total.       |
|------------------------------------|---------------------------|-------------|---------------|----------------|--------------------------------|-----------------------|---------------------|----------------------|----------------------------------|---|---------------------|--------------|
|                                    | Direction.                | Inspection. | Universities. | Arts Colleges. | Profession-<br>al<br>Colleges. | Secondary<br>Schools. | Primary<br>Schools. | Training<br>Schools. | All other<br>Special<br>Schools. | Buildings,<br>Furniture and<br>Apparatus. | Miscella-<br>neous. |              |
|                                    | Rs.                       | Rs.         | Rs.           | Rs.            | Rs.                            | Rs.                   | Rs.                 | Rs.                  | Rs.                              | Rs.                                       | Rs.                 | Rs.          |
| Madras . . .                       | 1,59,257                  | 15,16,705   | 8,52,967      | 24,48,073      | 10,82,723                      | 89,77,661             | 1,70,51,065         | 19,96,528            | 24,50,465                        | 42,91,407                                 | 44,45,581           | 4,52,72,492  |
| Bombay . . .                       | 1,53,420                  | 12,86,502   | 7,07,972      | 19,17,917      | 12,26,809                      | 75,10,232             | 1,98,83,715         | 5,00,850             | 15,86,838                        | 15,10,216                                 | 19,78,916           | 3,82,63,286  |
| Bengal . . .                       | 2,01,487                  | 13,65,785   | 30,47,897     | 35,16,844      | 22,58,752                      | 1,23,34,655           | 67,61,075           | 4,68,641             | 27,66,028                        | 30,64,589                                 | 34,80,965           | 3,27,76,068  |
| United Provinces.                  | 2,20,244                  | 11,03,973   | 21,81,866     | 24,85,674      | 9,26,764                       | 77,85,027             | 84,31,114           | 4,93,179             | 12,86,088                        | 39,95,560                                 | 48,69,075           | 3,37,79,166  |
| Punjab . . .                       | 1,82,067                  | 9,17,981    | 11,12,462     | 17,58,371      | 11,12,672                      | 1,13,60,393           | 42,34,464           | 4,40,740             | 8,95,630                         | 47,68,486                                 | 19,92,497           | 3,87,65,763  |
| Burma . . .                        | 2,70,167                  | 8,59,603    | 16,73,667     | 56,043         | 84,775                         | 76,40,108             | 20,06,894           | 6,89,250             | 6,23,612                         | 29,75,665                                 | 25,04,020           | 1,93,83,304  |
| Bihar and Orissa                   | 1,15,996                  | 8,25,515    | 2,16,000      | 9,80,551       | 5,32,269                       | 82,29,583             | 55,88,000           | 4,87,766             | 13,26,487                        | 35,07,299                                 | 9,84,583            | 1,77,42,059  |
| Central Provinces<br>and Berar.    | 1,07,421                  | 4,35,031    | 99,994        | 4,88,901       | 2,15,352                       | 27,14,302             | 32,00,740           | 4,01,749             | 1,73,633                         | 24,57,838                                 | 10,08,972           | 1,13,63,933  |
| Assam . . .                        | 59,646                    | 2,69,189    | ..            | 3,54,484       | 18,244                         | 13,12,097             | 11,18,151           | 81,430               | 1,05,277                         | 5,48,954                                  | 5,16,628            | 48,84,160    |
| North-West Fron-<br>tier Province. | 61,205                    | 70,213      | ..            | 1,63,106       | 22,239                         | 8,45,881              | 3,98,666            | 28,809               | 8                                | 2,53,311                                  | 2,83,342            | 20,76,735    |
| Coorg . . .                        | ..                        | 17,157      | ..            | ..             | ..                             | 59,195                | 98,241              | 2,504                | 2,456                            | 10,678                                    | 54,592              | 2,24,933     |
| Delhi . . .                        | ..                        | 18,546      | 1,61,234      | 2,67,600       | 1,55,203                       | 5,28,747              | 2,25,570            | 11,980               | 42,710                           | 1,57,704                                  | 1,46,265            | 17,05,549    |
| Ajmer-Merwara .                    | ..                        | 15,442      | ..            | 53,765         | ..                             | 3,45,163              | 1,18,933            | 14,150               | 3,850                            | 63,833                                    | 17,770              | 6,32,906     |
| Baluchistan . .                    | 24,491                    | 13,038      | ..            | ..             | ..                             | 2,27,490              | 68,907              | 8,809                | ..                               | 67,413                                    | 69,568              | 4,79,216     |
| Bangalore . . .                    | ..                        | 23,981      | ..            | 59,499         | ..                             | 3,21,834              | 1,29,900            | 17,741               | 8,208                            | 61,467                                    | 2,07,684            | 3,20,384     |
| Other Administered<br>Areas.       | ..                        | 8,038       | ..            | 44,000         | ..                             | 5,01,972              | 1,48,161            | 37,699               | 3,83,717                         | 758                                       | 37,793              | 11,67,134    |
|                                    | 15,55,351                 | 87,46,706   | 1,00,53,359   | 1,45,84,913    | 76,35,792                      | 6,61,94,230           | 6,95,21,696         | 56,81,235            | 1,16,61,237                      | 2,77,25,177                               | 2,25,37,161         | 24,56,47,573 |

TABLE 15.—Expenditure on Education, by objects—contd.

| Province.                              | Expenditure in 1931-32 on |             |               |   |                |                        |                    |                  |                   |                            |                                     |                | Total.       |
|--|---------------------------|-------------|---------------|---|----------------|------------------------|--------------------|------------------|-------------------|----------------------------|-------------------------------------|----------------|--------------|
|  | Direction.                | Inspection. | Universities. | Boards of Intermediate and Secondary Education. | Arts colleges. | Professional colleges. | Secondary schools. | Primary schools. | Training schools. | All other special schools. | Buildings, Furniture and apparatus. | Miscellaneous. |              |
|  | Rs.                       | Rs.         | Rs.           | Rs.   | Rs.            | Rs.                    | Rs.                | Rs.              | Rs.               | Rs.                        | Rs.                                 | Rs.            |              |
| Madras . . . . .                       | 2,03,503                  | 17,36,959   | 16,10,158     | ..  | 27,17,800      | 12,48,165              | 1,05,43,812        | 2,34,72,563      | 22,16,741         | 26,44,144                  | 52,32,710                           | 51,35,286      | 5,87,01,861  |
| Bombay . . . . .                       | 1,63,456                  | 15,31,858   | 8,54,000      | ..  | 20,41,305      | 13,34,871              | 86,20,859          | 2,05,47,829      | 4,75,190          | 14,55,213                  | 9,62,406                            | 20,53,972      | 4,00,40,549  |
| Bengal . . . . .                       | 2,04,731                  | 13,80,773   | 28,55,336     | 54,222  | 35,39,603      | 19,93,040              | 1,48,59,159        | 82,96,127        | 5,40,806          | 35,41,900                  | 20,57,756                           | 30,44,581      | 4,22,87,036  |
| United Provinces . . . . .             | 2,02,805                  | 13,18,086   | 46,76,578     | 2,11,904  | 30,30,187      | 10,30,368              | 94,25,361          | 95,25,550        | 6,52,026          | 14,24,956                  | 33,96,086                           | 40,27,145      | 3,89,31,113  |
| Punjab . . . . .                       | 2,03,305                  | 10,43,373   | 10,81,075     | ..  | 24,02,430      | 12,64,937              | 1,49,39,575        | 47,98,128        | 3,79,162          | 14,07,925                  | 10,66,000                           | 21,86,233      | 3,06,31,143  |
| Burma . . . . .                        | 2,83,564                  | 8,75,710    | 15,75,267     | 442   | 62,861         | 2,19,599               | 95,55,197          | 24,65,054        | 3,17,408          | 6,99,391                   | 24,95,437                           | 25,61,146      | 2,11,11,085  |
| Bihar and Orissa . . . . .             | 1,26,249                  | 8,65,968    | 2,94,097      | 4,697   | 12,12,170      | 5,63,773               | 41,88,889          | 57,03,286        | 3,72,190          | 12,72,058                  | 13,03,970                           | 14,86,458      | 1,73,91,805  |
| Central Provinces and Berar . . . . .  | 1,06,493                  | 4,44,378    | 1,01,614      | 25,431  | 5,43,532       | 2,36,702               | 33,15,040          | 35,60,614        | 3,77,837          | 1,57,539                   | 6,44,930                            | 8,65,430       | 1,03,79,760  |
| Assam . . . . .                        | 78,227                    | 3,05,792    | ..            | ..  | 3,63,865       | 19,175                 | 17,95,605          | 13,40,962        | 94,780            | 1,47,608                   | 2,78,862                            | 5,85,408       | 50,10,294    |
| North-West Frontier Province . . . . . | 69,884                    | 93,780      | ..            | ..  | 2,09,933       | 18,872                 | 12,56,670          | 4,88,244         | 57,076            | ..                         | 2,83,981                            | 2,43,416       | 27,21,863    |
| Coorg . . . . .                        | *19,175                   | ..          | ..            | ..  | ..             | ..                     | 65,608             | 1,15,206         | 6,511             | 2,975                      | 16,818                              | 28,309         | 2,54,602     |
| Delhi . . . . .                        | *43,516                   | 6,488       | 1,59,463      | 27,161  | 3,59,665       | 2,08,860               | 8,22,172           | 4,22,352         | 21,875            | 58,133                     | 75,325                              | 2,29,665       | 24,34,675    |
| Ajmer-Merwara . . . . .                | ..                        | 29,510      | ..            | ..  | 68,968         | ..                     | 4,08,770           | 2,12,909         | 21,645            | 5,045                      | 53,139                              | 89,404         | 9,39,899     |
| Baluchistan . . . . .                  | 21,341                    | 9,094       | ..            | ..  | ..             | ..                     | 2,81,938           | 74,474           | 4,662             | ..                         | 60,464                              | 66,095         | 5,18,068     |
| Bangalore . . . . .                    | ..                        | 17,072      | ..            | ..  | 49,173         | ..                     | 4,24,893           | 1,45,249         | 15,144            | 7,222                      | 1,85,172                            | 1,63,922       | 10,06,947    |
| Other Administered Areas . . . . .     | (a) 5,035                 | 10,846      | ..            | ..  | ..             | ..                     | 8,05,595           | 1,81,943         | 32,755            | 1,76,256                   | 83,623                              | 50,481         | 13,46,444    |
| India . . . . .                        | 17,31,403                 | 95,76,698   | 1,32,07,788   | 3,23,857  | 1,66,61,512    | 81,83,162              | 8,13,00,059        | 8,12,60,290      | 55,94,808         | 1,30,00,365                | 1,81,96,679                         | 2,27,66,001    | 27,19,56,523 |

\* Includes figures for expenditure on inspection for institutions for males.

(a) Includes figures for expenditure on inspection for institutions for males in the Administered Areas in Central India.

**TABLE 16A.—Number of Boarders, reading in recognised institutions, classified according to management, 1931-32.**

| Province.                              | Number of Boarders reading in |              |                              |              |                               |              |                     |              |                       |              |                            |              |
|--|-------------------------------|--------------|------------------------------|--------------|-------------------------------|--------------|---------------------|--------------|-----------------------|--------------|----------------------------|--------------|
|  | Government Institutions.      |              | District Board Institutions. |              | Municipal Board Institutions. |              | Aided Institutions. |              | Unaided Institutions. |              | Total in all Institutions. |              |
|  | For Males.                    | For Females. | For Males.                   | For Females. | For Males.                    | For Females. | For Males.          | For Females. | For Males.            | For Females. | For Males.                 | For Females. |
| Madras . . . . .                       | 3,782                         | 1,303        | 1,544                        | 22           | 212                           | ..           | 18,786              | 10,993       | 210                   | 131          | 24,514                     | 12,449       |
| Bombay . . . . .                       | 3,515                         | 178          | 785                          | ..           | 288                           | ..           | 5,874               | 3,450        | 361                   | 10           | 10,823                     | 3,638        |
| Bengal . . . . .                       | 6,607                         | 579          | 159                          | ..           | 72                            | ..           | 13,827              | 4,761        | 4,370                 | 137          | 24,835                     | 5,477        |
| United Provinces . . . . .             | 4,430                         | 301          | 19,960                       | ..           | 217                           | ..           | 14,420              | 4,415        | 1,330                 | 324          | 40,357                     | 5,040        |
| Punjab . . . . .                       | 9,273                         | 1,112        | 9,623                        | ..           | 702                           | ..           | 11,229              | 2,872        | 3,307                 | 182          | 34,184                     | 4,186        |
| Burma . . . . .                        | 2,067                         | 218          | 465                          | ..           | 35                            | 36           | 23,191              | 3,440        | ..                    | ..           | 25,768                     | 3,694        |
| Bihar and Orissa . . . . .             | 5,492                         | 206          | 1,905                        | ..           | 15                            | ..           | 9,712               | 2,981        | 1,668                 | 621          | 18,792                     | 3,808        |
| Central Provinces and Berar . . . . .  | 3,228                         | 202          | 2,020                        | ..           | 353                           | ..           | 1,542               | 1,562        | 264                   | 63           | 7,407                      | 1,827        |
| Assam . . . . .                        | 1,718                         | 87           | 845                          | ..           | ..                            | ..           | 1,032               | 427          | 385                   | 207          | 3,960                      | 721          |
| North-West Frontier Province . . . . . | 629                           | 34           | 875                          | ..           | 47                            | ..           | 842                 | ..           | ..                    | ..           | 2,898                      | (a) 43       |
| Coorg . . . . .                        | 189                           | ..           | 18                           | ..           | ..                            | ..           | ..                  | 98           | ..                    | ..           | 207                        | 98           |
| Delhi . . . . .                        | 57                            | 34           | 55                           | ..           | ..                            | ..           | 1,510               | 484          | ..                    | ..           | 1,632                      | 518          |
| Ajmer-Merwara . . . . .                | 662                           | ..           | ..                           | ..           | ..                            | ..           | 119                 | 107          | 25                    | ..           | 806                        | 107          |
| Baluchistan . . . . .                  | 137                           | ..           | ..                           | ..           | ..                            | ..           | 16                  | 52           | ..                    | ..           | 158                        | 52           |
| Bangalore . . . . .                    | 16                            | ..           | ..                           | ..           | ..                            | ..           | 541                 | 249          | ..                    | ..           | 557                        | 249          |
| Other Administered Areas . . . . .     | ..                            | ..           | 79                           | ..           | 31                            | 7            | 595                 | 691          | 310                   | 123          | 1,015                      | 821          |
| India . . . . .                        | 41,782                        | 4,254        | 38,383                       | 22           | 1,972                         | 43           | 103,086             | 36,582       | 12,210                | 1,798        | 197,333                    | (a) 42,708   |

(a) Includes 9 Boarders attending the Provincial Hostel, Peshawar, who read in the anglo-vernacular secondary schools of Peshawar.

TABLE 16B.—Number of Boarders, reading in recognised institutions, classified according to standard of education, 1931-32.

| Province.                              | Number of Boarders reading in |              |                        |              |                    |              |                  |              |                  |              |
|--|-------------------------------|--------------|------------------------|--------------|--------------------|--------------|------------------|--------------|------------------|--------------|
|  | Arts Colleges.                |              | Professional Colleges. |              | Secondary Schools. |              | Primary Schools. |              | Special Schools. |              |
|  | For Males.                    | For Females. | For Males.             | For Females. | For Males.         | For Females. | For Males.       | For Females. | For Males.       | For Females. |
| Madras . . . . .                       | 3,191                         | 345          | 777                    | 43           | 8,334              | 4,421        | 7,481            | 5,129        | 4,731            | 2,511        |
| Bombay . . . . .                       | 1,908                         | ..           | 662                    | ..           | 4,215              | 2,241        | 1,943            | 705          | 2,095            | 692          |
| Bengal . . . . .                       | 3,780                         | 179          | 1,285                  | 21           | 14,052             | 4,145        | 341              | 520          | 5,377            | 612          |
| United Provinces . . . . .             | 4,762                         | 120          | 2,485                  | 11           | 29,760             | 4,388        | 325              | 5            | 3,025            | 516          |
| Punjab . . . . .                       | 4,795                         | 140          | 1,281                  | 29           | 23,823             | 3,196        | 283              | ..           | 3,952            | 801          |
| Burma . . . . .                        | 849                           | ..           | 255                    | ..           | 8,985              | 2,861        | 575              | 305          | 15,094           | 528          |
| Bihar and Orissa . . . . .             | 1,329                         | 3            | 604                    | ..           | 11,099             | 2,262        | 1,462            | 1,237        | 4,298            | 306          |
| Central Provinces and Berar . . . . .  | 570                           | ..           | 222                    | 8            | 5,088              | 1,058        | 384              | 461          | 1,143            | 300          |
| Assam . . . . .                        | 344                           | ..           | 21                     | ..           | 2,996              | 702          | 210              | ..           | 389              | 19           |
| North-West Frontier Province . . . . . | 348                           | ..           | 41                     | ..           | 1,841              | 9            | ..               | ..           | 163              | 34           |
| Coorg . . . . .                        | ..                            | ..           | ..                     | ..           | 130                | 98           | 77               | ..           | ..               | ..           |
| Delhi . . . . .                        | 553                           | 5            | ..                     | 124          | 1,026              | 355          | ..               | ..           | 43               | 34           |
| Ajmer-Merwara . . . . .                | 69                            | ..           | ..                     | ..           | 655                | 95           | ..               | ..           | 82               | 12           |
| Baluchistan . . . . .                  | ..                            | ..           | ..                     | ..           | 143                | 52           | ..               | ..           | 10               | ..           |
| Bangalore . . . . .                    | 35                            | ..           | ..                     | ..           | 506                | 240          | ..               | ..           | 16               | 9            |
| Other Administered Areas . . . . .     | ..                            | ..           | ..                     | ..           | 626                | 618          | ..               | 132          | 389              | 71           |
| India . . . . .                        | 22,533                        | 792          | 7,633                  | 296          | 118,279            | 26,741       | 18,081           | 8,494        | 40,807           | 6,445        |

## II.—UNIVERSITIES AND ARTS COLLEGES.

**TABLE 17A.—Statistics of Universities in India, 1931-32 (Institutions).**

| University.         | Types of Institutions.                    | Number of Institutions. |             |               |            |          |            |                     |               |           |
|---------------------|---|-------------------------|-------------|---------------|------------|----------|------------|---------------------|---------------|-----------|
|                     |   | Arts and Science.       | Educa-tion. | Engi-neering. | Medi-cine. | Law.     | Com-merce. | Oriental Learn-ing. | Agricul-ture. | Total.    |
| 1. Calcutta . . . . | University departments or classes . . . . | 17                      | ..          | ..            | ..         | ..       | 2          | 5                   | ..            | 24        |
|                     | Constituent Colleges . . . .              | ..                      | ..          | ..            | ..         | ..       | ..         | ..                  | ..            | ..        |
|                     | Affiliated Colleges . . . .               | 45                      | 3           | 1             | 3          | (a) 3    | 1          | ..                  | ..            | 56        |
|                     | <b>Total . . . .</b>                      | <b>62</b>               | <b>3</b>    | <b>1</b>      | <b>3</b>   | <b>3</b> | <b>3</b>   | <b>5</b>            | <b>..</b>     | <b>80</b> |
| 2. Bombay . . . .   | University departments or classes . . . . | 1                       | ..          | ..            | ..         | ..       | ..         | ..                  | ..            | 1         |
|                     | Constituent Colleges . . . .              | ..                      | ..          | ..            | ..         | ..       | ..         | ..                  | ..            | ..        |
|                     | Affiliated Colleges . . . .               | 20                      | 1           | 2             | 2          | 4        | 1          | ..                  | 1             | 31        |
|                     | <b>Total . . . .</b>                      | <b>21</b>               | <b>1</b>    | <b>2</b>      | <b>2</b>   | <b>4</b> | <b>1</b>   | <b>..</b>           | <b>1</b>      | <b>32</b> |
| 3. Madras . . . .   | University departments or classes . . . . | 8                       | ..          | ..            | 1          | ..       | ..         | 6                   | ..            | (b) 14    |
|                     | Constituent Colleges . . . .              | 8                       | 3           | 1             | 1          | 1        | ..         | 3                   | ..            | 17        |
|                     | Affiliated Colleges . . . .               | 39                      | 1           | ..            | ..         | 1        | ..         | 13                  | 1             | 55        |
|                     | <b>Total . . . .</b>                      | <b>55</b>               | <b>4</b>    | <b>1</b>      | <b>1</b>   | <b>2</b> | <b>..</b>  | <b>22</b>           | <b>1</b>      | <b>86</b> |

|                  |                                   |           |          |          |          |          |          |          |          |           |
|------------------|-----------------------------------|-----------|----------|----------|----------|----------|----------|----------|----------|-----------|
| 4. Punjab        | University departments or classes | 18        | ..       | ..       | --       | --       | ..       | ..       | ..       | 13        |
|                  | Constituent Colleges              | ..        | ..       | ..       | ..       | 1        | 1        | 1        | ..       | 3         |
|                  | Affiliated Colleges               | 43        | 1        | 1        | 2        | ..       | ..       | ..       | 1        | 48        |
|                  | <b>Total</b>                      | <b>56</b> | <b>1</b> | <b>1</b> | <b>2</b> | <b>1</b> | <b>1</b> | <b>1</b> | <b>1</b> | <b>54</b> |
| 5. Allahabad     | University departments or classes | 14        | ..       | ..       | ..       | 1        | 2        | ..       | ..       | 17        |
|                  | Constituent Colleges              | ..        | ..       | ..       | ..       | ..       | ..       | ..       | ..       | ..        |
|                  | Affiliated Colleges               | ..        | ..       | ..       | ..       | ..       | ..       | ..       | ..       | ..        |
|                  | <b>Total</b>                      | <b>14</b> | ..       | ..       | ..       | <b>1</b> | <b>2</b> | ..       | ..       | <b>17</b> |
| 6. Benares Hindu | University departments or classes | ..        | ..       | ..       | ..       | ..       | ..       | ..       | ..       | ..        |
|                  | Constituent Colleges              | 2         | 1        | 1        | ..       | 1        | ..       | 3        | ..       | 8         |
|                  | Affiliated Colleges               | ..        | ..       | ..       | ..       | ..       | ..       | ..       | ..       | ..        |
|                  | <b>Total</b>                      | <b>2</b>  | <b>1</b> | <b>1</b> | ..       | <b>1</b> | ..       | <b>3</b> | ..       | <b>8</b>  |
| 7. Mysore        | University departments or classes | 5         | ..       | ..       | 1        | ..       | ..       | ..       | ..       | 6         |
|                  | Constituent Colleges              | 3         | ..       | 1        | 1        | ..       | ..       | ..       | ..       | 5         |
|                  | Affiliated Colleges               | ..        | ..       | ..       | ..       | ..       | ..       | ..       | ..       | ..        |
|                  | <b>Total</b>                      | <b>8</b>  | ..       | <b>1</b> | <b>2</b> | ..       | ..       | ..       | ..       | <b>11</b> |
| 8. Patna         | University departments or classes | ..        | ..       | ..       | ..       | ..       | ..       | ..       | ..       | ..        |
|                  | Constituent Colleges              | ..        | ..       | ..       | ..       | ..       | ..       | ..       | ..       | ..        |
|                  | Affiliated Colleges               | 11        | 2        | 1        | 1        | 2        | ..       | ..       | ..       | 17        |
|                  | <b>Total</b>                      | <b>11</b> | <b>2</b> | <b>1</b> | <b>1</b> | <b>2</b> | ..       | ..       | ..       | <b>17</b> |

(a) Includes University Law College, which is an affiliated institution.

(b) Of the 14 Departments attached to the University, 12 are concerned with research only.

TABLE 17A.—Statistics of Universities in India, 1931-32 (Institutions)—contd.

| University.                  | Types of Institutions.                      | Number of Institutions. |            |              |           |           |           |                    |              |           |
|------------------------------|---|-------------------------|------------|--------------|-----------|-----------|-----------|--------------------|--------------|-----------|
|                              |   | Arts and Science.       | Education. | Engineering. | Medicine. | Law.      | Commerce. | Oriental Learning. | Agriculture. | Total.    |
| 9. Osmania . . . . .         | University departments or classes . . . . . | ..                      | ..         | ..           | ..        | ..        | ..        | ..                 | ..           | ..        |
|                              | Constituent Colleges . . . . .              | 6                       | 1          | 1            | 1         | ..        | ..        | ..                 | ..           | 9         |
|                              | Affiliated Colleges . . . . .               | ..                      | ..         | ..           | ..        | ..        | ..        | ..                 | ..           | ..        |
|                              | <b>Total . . . . .</b>                      | <b>6</b>                | <b>1</b>   | <b>1</b>     | <b>1</b>  | <b>..</b> | <b>..</b> | <b>..</b>          | <b>..</b>    | <b>9</b>  |
| 10. Aligarh Muslim . . . . . | University departments or classes . . . . . | 8                       | 1          | ..           | ..        | 2         | ..        | 7                  | ..           | 18        |
|                              | Constituent Colleges . . . . .              | ..                      | ..         | ..           | ..        | ..        | ..        | ..                 | ..           | ..        |
|                              | Affiliated Colleges . . . . .               | ..                      | ..         | ..           | ..        | ..        | ..        | ..                 | ..           | ..        |
|                              | <b>Total . . . . .</b>                      | <b>8</b>                | <b>1</b>   | <b>..</b>    | <b>..</b> | <b>2</b>  | <b>..</b> | <b>7</b>           | <b>..</b>    | <b>18</b> |
| 11. Rangoon . . . . .        | University departments or classes . . . . . | ..                      | ..         | ..           | ..        | ..        | ..        | ..                 | ..           | ..        |
|                              | Constituent Colleges . . . . .              | (c) 2                   | 1          | ..           | 1         | ..        | ..        | ..                 | ..           | 4         |
|                              | Affiliated Colleges . . . . .               | (d) 1                   | ..         | ..           | ..        | ..        | ..        | ..                 | ..           | 1         |
|                              | <b>Total . . . . .</b>                      | <b>3</b>                | <b>1</b>   | <b>..</b>    | <b>1</b>  | <b>..</b> | <b>..</b> | <b>..</b>          | <b>..</b>    | <b>5</b>  |
| 12. Lucknow . . . . .        | University departments or classes . . . . . | 2                       | 1          | ..           | 1         | (e) 1     | (e) 1     | (e) 1              | ..           | 7         |
|                              | Constituent Colleges . . . . .              | ..                      | ..         | ..           | ..        | ..        | ..        | ..                 | ..           | ..        |
|                              | Affiliated Colleges . . . . .               | ..                      | ..         | ..           | ..        | ..        | ..        | ..                 | ..           | ..        |
|                              | <b>Total . . . . .</b>                      | <b>2</b>                | <b>1</b>   | <b>..</b>    | <b>1</b>  | <b>1</b>  | <b>1</b>  | <b>1</b>           | <b>..</b>    | <b>7</b>  |

|            |                                   |           |          |    |          |          |          |          |          |           |
|------------|-----------------------------------|-----------|----------|----|----------|----------|----------|----------|----------|-----------|
| 13. Dacca  | University departments or classes | 10        | 1        | .. | ..       | 1        | 1        | ..       | ..       | 13        |
|            | Constituent Colleges              | ..        | ..       | .. | ..       | ..       | ..       | ..       | ..       | ..        |
|            | Affiliated Colleges               | ..        | ..       | .. | ..       | ..       | ..       | ..       | ..       | ..        |
|            | <b>Total</b>                      | <b>10</b> | <b>1</b> | .. | ..       | <b>1</b> | <b>1</b> | ..       | ..       | <b>13</b> |
| 14. Delhi  | University departments or classes | 2         | ..       | .. | ..       | 1        | ..       | ..       | ..       | 3         |
|            | Constituent Colleges              | 6         | ..       | .. | ..       | ..       | 1        | ..       | ..       | 7         |
|            | Affiliated Colleges               | ..        | ..       | .. | ..       | ..       | ..       | ..       | ..       | ..        |
|            | <b>Total</b>                      | <b>8</b>  | ..       | .. | ..       | <b>1</b> | <b>1</b> | ..       | ..       | <b>10</b> |
| 15. Nagpur | University departments or classes | ..        | ..       | .. | ..       | ..       | ..       | ..       | ..       | ..        |
|            | Constituent Colleges              | ..        | ..       | .. | ..       | 1        | ..       | ..       | ..       | 1         |
|            | Affiliated Colleges               | 5         | 1        | .. | ..       | ..       | ..       | ..       | 1        | 7         |
|            | <b>Total</b>                      | <b>5</b>  | <b>1</b> | .. | ..       | <b>1</b> | ..       | ..       | <b>1</b> | <b>8</b>  |
| 16. Andhra | University departments or classes | 1         | ..       | .. | ..       | ..       | ..       | ..       | ..       | 1         |
|            | Constituent Colleges              | ..        | ..       | .. | ..       | ..       | ..       | ..       | ..       | ..        |
|            | Affiliated Colleges               | 10        | 1        | .. | 1        | ..       | ..       | 7        | ..       | 19        |
|            | <b>Total</b>                      | <b>11</b> | <b>1</b> | .. | <b>1</b> | ..       | ..       | <b>7</b> | ..       | <b>20</b> |

(c) One of these, namely the University College, has departments in various subjects as Law, Engineering, Forestry, etc.

(d) A College managed by the University.

(e) There are no separate colleges for Law, Commerce and Oriental Learning, but teaching is conducted under Faculties in the Canning College.



TABLE 17A.—*Statistics of Universities in India, 1931-32 (Institutions)*—concl'd.

| University.             | Types of Institutions.                      | Number of Institutions. |             |               |            |           |            |                     |               |            |
|-------------------------|---|-------------------------|-------------|---------------|------------|-----------|------------|---------------------|---------------|------------|
|                         |   | Arts and Science.       | Educa-tion. | Engi-neering. | Medi-cine. | Law.      | Com-merce. | Oriental Learn-ing. | Agricul-ture. | Total.     |
| 17. Agra . . . . .      | University departments or classes . . . . . | ..                      | ..          | ..            | ..         | ..        | ..         | ..                  | ..            | ..         |
|                         | Constituent Colleges . . . . .              | ..                      | ..          | ..            | ..         | ..        | ..         | ..                  | ..            | ..         |
|                         | Affiliated Colleges . . . . .               | (f) 14                  | ..          | ..            | ..         | ..        | ..         | ..                  | 1             | 15         |
|                         | <b>Total . . . . .</b>                      | <b>14</b>               | ..          | ..            | ..         | ..        | ..         | ..                  | <b>1</b>      | <b>15</b>  |
| 18. Annamalai . . . . . | University departments or classes . . . . . | 2                       | ..          | ..            | ..         | ..        | ..         | 1                   | ..            | 3          |
|                         | Constituent Colleges . . . . .              | ..                      | ..          | ..            | ..         | ..        | ..         | ..                  | ..            | ..         |
|                         | Affiliated Colleges . . . . .               | ..                      | ..          | ..            | ..         | ..        | ..         | ..                  | ..            | ..         |
|                         | <b>Total . . . . .</b>                      | <b>2</b>                | ..          | ..            | ..         | ..        | ..         | <b>1</b>            | ..            | <b>3</b>   |
| <b>TOTAL . . . . .</b>  | University departments or classes . . . . . | 83                      | 3           | ..            | 2          | 6         | 6          | 20                  | ..            | 120        |
|                         | Constituent Colleges . . . . .              | 27                      | 6           | 4             | 4          | 4         | 2          | 7                   | ..            | 54         |
|                         | Affiliated Colleges . . . . .               | 188                     | 10          | 5             | 9          | 10        | 2          | 20                  | 5             | 249        |
|                         | <b>Total . . . . .</b>                      | <b>298</b>              | <b>19</b>   | <b>9</b>      | <b>15</b>  | <b>20</b> | <b>10</b>  | <b>47</b>           | <b>5</b>      | <b>423</b> |

(f) Six of these Colleges have classes in Law and three have classes in Commerce.

TABLE 17B.—*Statistics of Universities in India, 1931-32 (Students and Teachers).*

| University.  | Types of Institutions.             | Number of Students reading for |             |               |              |              |            |                     |               |               | Teaching staff.     |   |
|--------------|------------------------------------|--------------------------------|-------------|---------------|--------------|--------------|------------|---------------------|---------------|---------------|---------------------|---|
|              |                                    | Arts and Sciences.             | Educa-tion. | Engi-neering. | Medi-cine.   | Law.         | Com-merce. | Oriental Learn-ing, | Agri-culture. | Total.        | Number of teachers. | Average number of students per teacher. |
| 1. Calcutta  | University departments or classes. | 1,000                          | ..          | ..            | ..           | ..           | 150        | 107                 | ..            | 1,257         | 239                 | 5                                       |
|              | Constituent Colleges               | ..                             | ..          | ..            | ..           | ..           | ..         | ..                  | ..            | ..            | ..                  | ..                                      |
|              | Affiliated Colleges                | 20,482                         | 77          | 231           | 1,395        | 2,537        | 581        | ..                  | ..            | 25,308        | 1,320               | 19                                      |
|              | <b>Total</b>                       | <b>21,482</b>                  | <b>77</b>   | <b>231</b>    | <b>1,395</b> | <b>2,537</b> | <b>731</b> | <b>107</b>          | <b>..</b>     | <b>26,560</b> | <b>1,559</b>        | <b>17</b>                               |
| 2. Bombay    | University departments or classes. | 87                             | ..          | ..            | ..           | ..           | ..         | ..                  | ..            | 87            | 4                   | 22                                      |
|              | Constituent Colleges               | ..                             | ..          | ..            | ..           | ..           | ..         | ..                  | ..            | ..            | ..                  | ..                                      |
|              | Affiliated Colleges                | 11,368                         | 75          | 311           | 778          | 1,339        | 314        | ..                  | 227           | 14,412        | 773                 | 19                                      |
|              | <b>Total</b>                       | <b>11,455</b>                  | <b>75</b>   | <b>311</b>    | <b>778</b>   | <b>1,339</b> | <b>314</b> | <b>..</b>           | <b>227</b>    | <b>14,499</b> | <b>777</b>          | <b>19</b>                               |
| 3. Madras    | University departments or classes. | 70                             | ..          | ..            | ..           | ..           | ..         | ..                  | ..            | 70            | 28                  | 2                                       |
|              | Constituent Colleges               | 4,016                          | 197         | 598           | 568          | 516          | ..         | 47                  | ..            | 5,942         | 449                 | 13                                      |
|              | Affiliated Colleges                | 9,697                          | 50          | ..            | ..           | 324          | ..         | 385                 | 142           | 10,598        | 897                 | 12                                      |
|              | <b>Total</b>                       | <b>13,783</b>                  | <b>247</b>  | <b>598</b>    | <b>568</b>   | <b>840</b>   | <b>..</b>  | <b>432</b>          | <b>142</b>    | <b>16,610</b> | <b>1,374</b>        | <b>12</b>                               |
| 4. Punjab    | University departments or classes. | 736                            | ..          | ..            | ..           | ..           | ..         | ..                  | ..            | 736           | 85                  | 9                                       |
|              | Constituent Colleges               | ..                             | ..          | ..            | ..           | 625          | 95         | 149                 | ..            | 869           | 41                  | 21                                      |
|              | Affiliated Colleges                | 14,187                         | 149         | 256           | 558          | ..           | ..         | ..                  | 216           | 15,366        | 886                 | 17                                      |
|              | <b>Total</b>                       | <b>14,923</b>                  | <b>149</b>  | <b>256</b>    | <b>558</b>   | <b>625</b>   | <b>95</b>  | <b>149</b>          | <b>216</b>    | <b>16,971</b> | <b>1,012</b>        | <b>17</b>                               |
| 5. Allahabad | University departments or classes. | 1,335                          | ..          | ..            | ..           | 355          | 56         | ..                  | ..            | 1,746         | 105                 | 17                                      |
|              | Constituent Colleges               | ..                             | ..          | ..            | ..           | ..           | ..         | ..                  | ..            | ..            | ..                  | ..                                      |
|              | Affiliated Colleges                | ..                             | ..          | ..            | ..           | ..           | ..         | ..                  | ..            | ..            | ..                  | ..                                      |
|              | <b>Total</b>                       | <b>1,335</b>                   | <b>..</b>   | <b>..</b>     | <b>..</b>    | <b>355</b>   | <b>56</b>  | <b>..</b>           | <b>..</b>     | <b>1,746</b>  | <b>105</b>          | <b>17</b>                               |

TABLE 17B.—*Statistics of Universities in India, 1931-32 (Students and Teachers)*—contd.

| University.      | Types of Institutions.             | Number of Students reading for |             |               |            |      |            |                     |               |        | Teaching staff.     |   |
|------------------|------------------------------------|--------------------------------|-------------|---------------|------------|------|------------|---------------------|---------------|--------|---------------------|---|
|                  |                                    | Arts and Science.              | Educa-tion. | Engi-neering. | Medi-cine. | Law. | Com-merce. | Oriental Learn-ing. | Agri-culture. | Total. | Number of teachers. | Average number of students per teacher. |
| 6. Benares Hindu | University departments or classes. | ..                             | ..          | ..            | ..         | ..   | ..         | ..                  | ..            | ..     | ..                  | ..                                      |
|                  | Constituent Colleges               | 1,898                          | 51          | 505           | ..         | 112  | ..         | 427                 | ..            | 2,993  | 190                 | 16                                      |
|                  | Affiliated Colleges                | ..                             | ..          | ..            | ..         | ..   | ..         | ..                  | ..            | ..     | ..                  | ..                                      |
|                  | Total                              | 1,898                          | 51          | 505           | ..         | 112  | ..         | 427                 | ..            | 2,993  | 190                 | 16                                      |
| 7. Mysore        | University departments or classes. | 1,682                          | ..          | ..            | 160        | ..   | ..         | ..                  | ..            | 1,842  | 134                 | 14                                      |
|                  | Constituent Colleges               | 735                            | 28          | 146           | 82         | ..   | ..         | ..                  | ..            | 991    | 168                 | 6                                       |
|                  | Affiliated Colleges                | ..                             | ..          | ..            | ..         | ..   | ..         | ..                  | ..            | ..     | ..                  | ..                                      |
|                  | Total                              | 2,417                          | 28          | 146           | 242        | ..   | ..         | ..                  | ..            | 2,833  | 302                 | 9                                       |
| 8. Patna         | University departments or classes. | ..                             | ..          | ..            | ..         | ..   | ..         | ..                  | ..            | ..     | ..                  | ..                                      |
|                  | Constituent Colleges               | ..                             | ..          | ..            | ..         | ..   | ..         | ..                  | ..            | ..     | ..                  | ..                                      |
|                  | Affiliated Colleges                | 3,840                          | 84          | 108           | 261        | 446  | ..         | ..                  | ..            | 4,739  | 336                 | 14                                      |
|                  | Total                              | 3,840                          | 84          | 108           | 261        | 446  | ..         | ..                  | ..            | 4,739  | 336                 | 14                                      |
| 9. Osmania       | University departments or classes. | ..                             | ..          | ..            | ..         | ..   | ..         | ..                  | ..            | ..     | ..                  | ..                                      |
|                  | Constituent Colleges               | 692                            | 12          | 46            | 57         | 49   | ..         | ..                  | ..            | 856    | 165                 | 5                                       |
|                  | Affiliated Colleges                | ..                             | ..          | ..            | ..         | ..   | ..         | ..                  | ..            | ..     | ..                  | ..                                      |
|                  | Total                              | 692                            | 12          | 46            | 57         | 49   | ..         | ..                  | ..            | 856    | 165                 | 5                                       |

|                    |                                    |              |           |           |            |            |           |            |           |              |            |           |
|--------------------|------------------------------------|--------------|-----------|-----------|------------|------------|-----------|------------|-----------|--------------|------------|-----------|
| 10. Aligarh Muslim | University departments or classes. | 888          | 43        | ..        | ..         | 162        | ..        | 57         | ..        | 1,160        | 105        | 11        |
|                    | Constituent Colleges               | ..           | ..        | ..        | ..         | ..         | ..        | ..         | ..        | ..           | ..         | ..        |
|                    | Affiliated Colleges                | ..           | ..        | ..        | ..         | ..         | ..        | ..         | ..        | ..           | ..         | ..        |
|                    | <b>Total</b>                       | <b>888</b>   | <b>43</b> | <b>..</b> | <b>..</b>  | <b>162</b> | <b>..</b> | <b>57</b>  | <b>..</b> | <b>1,160</b> | <b>105</b> | <b>11</b> |
| 11. Rangoon        | University departments or classes. | ..           | ..        | ..        | ..         | ..         | ..        | ..         | ..        | ..           | ..         | ..        |
|                    | Constituent Colleges               | 1,220        | 91        | 51        | 82         | 88         | ..        | ..         | ..        | *1,551       | 168        | 9         |
|                    | Affiliated Colleges                | 123          | ..        | ..        | ..         | ..         | ..        | ..         | ..        | 123          | 10         | 12        |
|                    | <b>Total</b>                       | <b>1,343</b> | <b>91</b> | <b>51</b> | <b>82</b>  | <b>88</b>  | <b>..</b> | <b>..</b>  | <b>..</b> | <b>1,674</b> | <b>178</b> | <b>9</b>  |
| 12. Lucknow        | University departments or classes. | 884          | 11        | ..        | 237        | 420        | 55        | 206        | ..        | 1,813        | 120        | 15        |
|                    | Constituent Colleges               | ..           | ..        | ..        | ..         | ..         | ..        | ..         | ..        | ..           | ..         | ..        |
|                    | Affiliated Colleges                | ..           | ..        | ..        | ..         | ..         | ..        | ..         | ..        | ..           | ..         | ..        |
|                    | <b>Total</b>                       | <b>884</b>   | <b>11</b> | <b>..</b> | <b>237</b> | <b>420</b> | <b>55</b> | <b>206</b> | <b>..</b> | <b>1,813</b> | <b>120</b> | <b>15</b> |
| 13. Dacca          | University departments or classes. | 719          | 83        | ..        | ..         | 237        | 24        | ..         | ..        | 1,063        | 107        | 10        |
|                    | Constituent Colleges               | ..           | ..        | ..        | ..         | ..         | ..        | ..         | ..        | ..           | ..         | ..        |
|                    | Affiliated Colleges                | ..           | ..        | ..        | ..         | ..         | ..        | ..         | ..        | ..           | ..         | ..        |
|                    | <b>Total</b>                       | <b>719</b>   | <b>83</b> | <b>..</b> | <b>..</b>  | <b>237</b> | <b>24</b> | <b>..</b>  | <b>..</b> | <b>1,063</b> | <b>107</b> | <b>10</b> |
| 14. Delhi          | University departments or classes. | ..           | ..        | ..        | ..         | 98         | ..        | ..         | ..        | 98           | 11         | 9         |
|                    | Constituent Colleges               | 1,844        | ..        | ..        | ..         | ..         | 84        | ..         | ..        | 1,928        | 99         | 19        |
|                    | Affiliated Colleges                | ..           | ..        | ..        | ..         | ..         | ..        | ..         | ..        | ..           | ..         | ..        |
|                    | <b>Total</b>                       | <b>1,844</b> | <b>..</b> | <b>..</b> | <b>..</b>  | <b>98</b>  | <b>84</b> | <b>..</b>  | <b>..</b> | <b>2,026</b> | <b>110</b> | <b>18</b> |

\*Includes 19 students studying Forestry.

TABLE 17B.—Statistics of Universities in India, 1931-32 (Students and Teachers)—contd.

| University.   | Types of Institutions.             | Number of Students reading for |              |               |              |              |              |                    |               |                | Teaching staff.     |   |
|---------------|------------------------------------|--------------------------------|--------------|---------------|--------------|--------------|--------------|--------------------|---------------|----------------|---------------------|---|
|               |                                    | Arts and Science.              | Educa-tion.  | Engi-neering. | Medi-cine.   | Law.         | Com-merce.   | Oriental Learning. | Agri-culture. | Total.         | Number of teachers. | Average number of students per teacher. |
| 1. Nagpur     | University departments or classes. | ..                             | ..           | ..            | ..           | ..           | ..           | ..                 | ..            | ..             | ..                  | ..                                      |
|               | Constituent Colleges.              | ..                             | ..           | ..            | ..           | 345          | ..           | ..                 | ..            | 345            | 7                   | 49                                      |
|               | Affiliated Colleges .              | 1,878                          | 24           | ..            | ..           | ..           | ..           | ..                 | 107           | 2,009          | 125                 | 16                                      |
|               | <b>Total</b>                       | <b>1,878</b>                   | <b>24</b>    | <b>..</b>     | <b>..</b>    | <b>345</b>   | <b>..</b>    | <b>..</b>          | <b>107</b>    | <b>2,354</b>   | <b>132</b>          | <b>18</b>                               |
| 16. Andhra    | University departments or classes. | 30                             | ..           | ..            | ..           | ..           | ..           | ..                 | ..            | 30             | 6                   | 6                                       |
|               | Constituent Colleges               | ..                             | ..           | ..            | ..           | ..           | ..           | ..                 | ..            | ..             | ..                  | ..                                      |
|               | Affiliated Colleges                | 3,219                          | 123          | ..            | 174          | ..           | ..           | 259                | ..            | 3,775          | 327                 | 12                                      |
|               | <b>Total</b>                       | <b>3,249</b>                   | <b>123</b>   | <b>..</b>     | <b>174</b>   | <b>..</b>    | <b>..</b>    | <b>259</b>         | <b>..</b>     | <b>3,805</b>   | <b>333</b>          | <b>11</b>                               |
| 17. Agra      | University departments or classes. | ..                             | ..           | ..            | ..           | ..           | ..           | ..                 | ..            | ..             | ..                  | ..                                      |
|               | Constituent Colleges               | ..                             | ..           | ..            | ..           | ..           | ..           | ..                 | ..            | ..             | ..                  | ..                                      |
|               | Affiliated Colleges .              | 2,200                          | ..           | ..            | ..           | 545          | 150          | ..                 | 81            | 2,985          | 410                 | 7                                       |
|               | <b>Total</b>                       | <b>2,209</b>                   | <b>..</b>    | <b>..</b>     | <b>..</b>    | <b>545</b>   | <b>150</b>   | <b>..</b>          | <b>81</b>     | <b>2,985</b>   | <b>410</b>          | <b>7</b>                                |
| 18. Annamalai | University departments or classes. | 462                            | ..           | ..            | ..           | ..           | ..           | 99                 | ..            | 561            | 68                  | 8                                       |
|               | Constituent Colleges               | ..                             | ..           | ..            | ..           | ..           | ..           | ..                 | ..            | ..             | ..                  | ..                                      |
|               | Affiliated Colleges .              | ..                             | ..           | ..            | ..           | ..           | ..           | ..                 | ..            | ..             | ..                  | ..                                      |
|               | <b>Total</b>                       | <b>462</b>                     | <b>..</b>    | <b>..</b>     | <b>..</b>    | <b>..</b>    | <b>..</b>    | <b>99</b>          | <b>..</b>     | <b>561</b>     | <b>68</b>           | <b>8</b>                                |
| Total         | University departments or classes. | 7,893                          | 137          | ..            | 397          | 1,272        | 285          | 469                | ..            | 10,453         | 1,012               | 10                                      |
|               | Constituent Colleges               | 10,405                         | 379          | 1,346         | 789          | 1,735        | 179          | 623                | ..            | 15,475         | 1,287               | 12                                      |
|               | Affiliated Colleges .              | 67,003                         | 582          | 906           | 3,166        | 5,191        | 1,045        | 644                | 773           | 79,310         | 5,084               | 15                                      |
|               | <b>Total</b>                       | <b>85,301</b>                  | <b>1,098</b> | <b>2,252</b>  | <b>4,352</b> | <b>8,198</b> | <b>1,509</b> | <b>1,736</b>       | <b>773</b>    | <b>105,238</b> | <b>7,383</b>        | <b>14</b>                               |

**TABLE 18.—Results of Examinations in Arts and Science of Indian Universities, 1932.**

| Province.                          | Matriculation. |               |                       | Intermediate Arts. |              |                       | Intermediate Science. |              |                       | Bachelor of Arts (Honours). |              |                       |
|------------------------------------|----------------|---------------|-----------------------|--------------------|--------------|-----------------------|-----------------------|--------------|-----------------------|-----------------------------|--------------|-----------------------|
|                                    | Number of      |               | Percentage of passes. | Number of          |              | Percentage of passes. | Number of             |              | Percentage of passes. | Number of                   |              | Percentage of passes. |
|                                    | Candidates.    | Passes.       |                       | Candidates.        | Passes.      |                       | Candidates.           | Passes.      |                       | Candidates.                 | Passes.      |                       |
| Madras . . . . .                   | 77             | 20            | 26.0                  | (b)5,542           | (b)1,897     | (b)34.2               | ..                    | ..           | ..                    | 254                         | 225          | 88.6                  |
| Andhra . . . . .                   | 25             | 7             | 28.0                  | (b)2,461           | (b) 742      | (b)30.1               | ..                    | ..           | ..                    | ..                          | ..           | ..                    |
| Annamalsi . . . . .                | ..             | ..            | ..                    | (b) 153            | (b) 75       | (b)49.0               | ..                    | ..           | ..                    | 31                          | 29           | 93.5                  |
| Bombay . . . . .                   | (a)11,969      | (a)4,466      | (a) 37.3              | 1,585              | 957          | 60.4                  | 1,127                 | 671          | 59.5                  | 405                         | 350          | 86.4                  |
| Calcutta . . . . .                 | 18,862         | 12,241        | 64.9                  | 3,449              | 1,784        | 51.7                  | 3,211                 | 1,466        | 45.7                  | 488                         | (c)388       | 79.5                  |
| Dacca . . . . .                    | ..             | ..            | ..                    | ..                 | ..           | ..                    | ..                    | ..           | ..                    | 68                          | (e) 52       | 76.5                  |
| Allahabad . . . . .                | ..             | ..            | ..                    | ..                 | ..           | ..                    | ..                    | ..           | ..                    | 57                          | 44           | 77.2                  |
| Lucknow . . . . .                  | ..             | ..            | ..                    | ..                 | ..           | ..                    | ..                    | ..           | ..                    | 13                          | 12           | 92.3                  |
| Benares Hindu<br>Agra . . . . .    | 1,633          | 537           | 32.9                  | 244                | 125          | 51.2                  | 251                   | 112          | 44.6                  | ..                          | ..           | ..                    |
| Aligarh Muslim<br>Punjab . . . . . | 203            | 113           | 55.7                  | 142                | 71           | 50.0                  | 91                    | 38           | 41.8                  | 8                           | 4            | 50.0                  |
| Delhi . . . . .                    | 17,494         | 10,569        | 60.4                  | 3,274              | 1,577        | 48.2                  | 1,577                 | 732          | 46.4                  | 156                         | 85           | 54.5                  |
|                                    | ..             | ..            | ..                    | 451                | 240          | 53.2                  | 174                   | 87           | 50.0                  | 35                          | (e) 26       | 74.3                  |
| Rangoon . . . . .                  | ..             | ..            | ..                    | (d)186             | (d)217       | (d)44.6               | ..                    | ..           | ..                    | 7                           | 7            | 100.0                 |
| Patna . . . . .                    | 4,823          | 1,690         | 35.0                  | 894                | 345          | 38.6                  | 469                   | 171          | 36.5                  | 112                         | 50           | 44.6                  |
| Nagpur . . . . .                   | ..             | ..            | ..                    | 443                | 259          | 58.5                  | 237                   | 121          | 51.0                  | ..                          | ..           | ..                    |
| Mysore . . . . .                   | ..             | ..            | ..                    | 434                | 123          | 28.3                  | 877                   | 202          | 23.0                  | 46                          | (e) 45       | 97.8                  |
| Osmania (Hyderabad) . . . . .      | 912            | 369           | 40.5                  | (b)288             | (b)160       | (b)55.6               | ..                    | ..           | ..                    | ..                          | ..           | ..                    |
| <b>Total</b> . . . . .             | <b>55,998</b>  | <b>30,012</b> | <b>53.59</b>          | <b>19,846</b>      | <b>8,572</b> | <b>43.19</b>          | <b>8,014</b>          | <b>3,600</b> | <b>44.92</b>          | <b>1,680</b>                | <b>1,317</b> | <b>78.39</b>          |

(a) The Bombay University does not hold a Matriculation Examination. A School Leaving Examination is held by a Special Board constituted jointly by the University and Government.

(b) Represents figures for both Arts and Science.

(c) The number cannot be stated as the candidates may at their option take the examination as a whole or appear by parts separately.

(d) Includes figures for Intermediate Science.

(e) Includes candidates who appeared for the Honours Examinations but were awarded Pass Degrees.

(f) Represents figures for both 'final' and 'previous' examinations.

TABLE 18.—Results of Examinations in Arts and Science of Indian Universities, 1932—contd.

| Province.                 | Bachelor of Arts (Pass). |              |                               | Bachelor of Science (Honours). |            |                               | Bachelor of Science (Pass). |              |                               | Master of Arts.  |              |                                  | Master of Science. |              |                                  |
|---------------------------|--------------------------|--------------|-------------------------------|--------------------------------|------------|-------------------------------|-----------------------------|--------------|-------------------------------|------------------|--------------|----------------------------------|--------------------|--------------|----------------------------------|
|                           | Number of                |              | Percent-<br>age of<br>passes. | Number of                      |            | Percent-<br>age of<br>passes. | Number of                   |              | Percent-<br>age of<br>passes. | Number of        |              | Per-<br>centage<br>of<br>passes. | Number of          |              | Per-<br>centage<br>of<br>passes. |
|                           | Candi-<br>dates.         | Passes.      |                               | Candi-<br>dates.               | Passes.    |                               | Candi-<br>dates.            | Passes.      |                               | Candi-<br>dates. | Passes.      |                                  | Candi-<br>dates.   | Pass-<br>es. |                                  |
| Madras . . .              | 3,246                    | 1,302        | 40.1                          | ..                             | ..         | ..                            | ..                          | ..           | ..                            | 176              | 111          | 63.1                             | 7                  | 7            | 100.0                            |
| Andhra . . .              | 1,378                    | 479          | 34.8                          | ..                             | ..         | ..                            | 84                          | 38           | 45.2                          | ..               | ..           | ..                               | ..                 | ..           | ..                               |
| Annamalai . .             | 86                       | 53           | 61.6                          | ..                             | ..         | ..                            | ..                          | ..           | ..                            | ..               | ..           | ..                               | ..                 | ..           | ..                               |
| Bombay . . .              | 709                      | 384          | 54.2                          | ..                             | ..         | ..                            | 388                         | 282          | 72.7                          | 115              | 76           | 66.1                             | 34                 | 28           | 82.3                             |
| Calcutta . . .            | 2,287                    | 1,229        | 53.7                          | 146                            | (s)99      | 67.8                          | 563                         | 328          | 58.3                          | 389              | 254          | 65.3                             | 163                | 90           | 55.2                             |
| Dacca . . .               | 160                      | 78           | 48.7                          | 22                             | 17         | 77.3                          | 64                          | 25           | 39.1                          | 58               | 50           | 86.2                             | 27                 | 26           | 96.3                             |
| Allahabad . .             | 468                      | 322          | 68.8                          | 20                             | 16         | 80.0                          | 129                         | 83           | 64.3                          | 95               | 86           | 90.5                             | (f)104             | 92           | 88.5                             |
| Lucknow . . .             | 202                      | 138          | 68.3                          | 5                              | 3          | 60.0                          | 83                          | 53           | 63.9                          | 78               | 77           | 98.7                             | 31                 | 30           | 96.8                             |
| Benares Hindu.            | 297                      | 139          | 46.8                          | 3                              | 3          | 100.0                         | 115                         | 53           | 46.1                          | 59               | 38           | 64.4                             | 25                 | 20           | 80.0                             |
| Agra . . .                | 648                      | 290          | 44.7                          | ..                             | ..         | ..                            | 181                         | 109          | 60.2                          | 123              | 101          | 82.1                             | 21                 | 19           | 90.5                             |
| Aligarh Muslim            | 158                      | 99           | 62.7                          | 6                              | 3          | 50.0                          | 39                          | 26           | 66.7                          | 42               | 33           | 78.6                             | 17                 | 12           | 70.6                             |
| Punjab . . .              | 2,225                    | 891          | 40.0                          | 4                              | ..         | 0.0                           | 111                         | 47           | 42.3                          | 295              | 162          | 54.9                             | 45                 | 37           | 82.2                             |
| Delhi . . .               | 199                      | 109          | 54.8                          | ..                             | ..         | ..                            | 43                          | 26           | 60.4                          | 47               | 28           | 59.6                             | ..                 | ..           | ..                               |
| Rangoon . . .             | 134                      | 57           | 42.5                          | 8                              | 8          | 100.0                         | 57                          | 25           | 43.9                          | 1                | 1            | 100.0                            | ..                 | ..           | ..                               |
| Patna . . .               | 490                      | 174          | 35.5                          | 21                             | 13         | 61.9                          | 50                          | 15           | 30.0                          | 86               | 71           | 82.5                             | 14                 | 10           | 71.4                             |
| Nagpur . . .              | 356                      | 198          | 55.6                          | ..                             | ..         | ..                            | 99                          | 54           | 54.5                          | 22               | 20           | 90.9                             | 11                 | 11           | 100.0                            |
| Mysore . . .              | (c)                      | 181          | ..                            | 33                             | (e)33      | 100.0                         | (c)                         | 94           | ..                            | 48               | 33           | 68.7                             | 2                  | 2            | 100.0                            |
| Osmania (Hy-<br>derabad). | (b)140                   | (b)64        | (b)45.7                       | ..                             | ..         | ..                            | ..                          | ..           | ..                            | 14               | 12           | 85.7                             | 9                  | 7            | 77.8                             |
| <b>Total . . .</b>        | <b>18,183</b>            | <b>6,187</b> | <b>46.83</b>                  | <b>268</b>                     | <b>195</b> | <b>72.76</b>                  | <b>2,106</b>                | <b>1,258</b> | <b>59.73</b>                  | <b>1,648</b>     | <b>1,153</b> | <b>69.96</b>                     | <b>510</b>         | <b>391</b>   | <b>76.67</b>                     |

TABLE 19.—Results of Examinations, conducted by Provincial Boards of Education, 1932.

| Name of Boards.  | High School or Leaving Certificate. |         |                       | Intermediate Arts. |          |                       | Intermediate Science. |         |                       |
|--|-------------------------------------|---------|-----------------------|--------------------|----------|-----------------------|-----------------------|---------|-----------------------|
|  | Number of                           |         | Percentage of Passes. | Number of          |          | Percentage of Passes. | Number of             |         | Percentage of Passes. |
|  | Candidates.                         | Passes. |                       | Candidates.        | Passes.  |                       | Candidates.           | Passes. |                       |
| Madra—S. S. L. C. Board  | (a)                                 | 6,541   | ..                    | ..                 | ..       | ..                    | ..                    | ..      | ..                    |
| Dacca—Intermediate and Secondary Board.  | 376                                 | 263     | 69.9                  | (b)201             | 101      | 50.2                  | (c)157                | 98      | 62.4                  |
| United Provinces—High School and Intermediate Board.   | 9,933                               | 6,143   | 61.8                  | (d)3,089           | (d)1,809 | 58.6                  | ..                    | ..      | ..                    |
| Burma—English and A. V. and Secondary Board.   | 3,082                               | 1,389   | 45.1                  | ..                 | ..       | ..                    | ..                    | ..      | ..                    |
| Central Provinces—High School Board.   | 2,773                               | 1,355   | 48.86                 | ..                 | ..       | ..                    | ..                    | ..      | ..                    |
| Delhi—Secondary Board  | 2,093                               | 1,128   | 53.9                  | ..                 | ..       | ..                    | ..                    | ..      | ..                    |
| Hyderabad (Deccan)—H. S. L. C. Board.  | 857                                 | 436     | 50.9                  | ..                 | ..       | ..                    | ..                    | ..      | ..                    |
| Rajputana (including Ajmer-Merwara, Central India and Gwalior)—High School and Intermediate Board. | 462                                 | 250     | 54.1                  | 78                 | 32       | 41.0                  | (e)44                 | 26      | 59.1                  |

(a) Complete information not available.

(b) Excludes 87 candidates (of whom 62 passed) in Intermediate examination in Islamic Studies.

(c) Excludes 23 and 24 candidates (of whom 9 and 13 passed) in Intermediate examination in Dyeing and in Commerce respectively.

(d) Includes figures for Intermediate Science but excludes those for Intermediate Commerce (239 appeared and 128 passed) and Intermediate Agriculture (164 appeared and 58 passed).

(e) Excludes 8 candidates (of whom 4 passed) in Intermediate examination in Commerce.

TABLE 20.—Number of undergraduates in institutions controlled by Provincial Boards of Education, 1931.

| Province.  | Arts and Science. | Oriental Languages and Literature. | Other Faculties. | Total. |
|--|-------------------|------------------------------------|------------------|--------|
| Bengal (Dacca) .. .. .   | (a) 952           | ..                                 | ..               | 952    |
| United Provinces .. .. .                                       | 5,447             | ..                                 | 706              | 6,153  |
| Rajputana (including Ajmer-Merwara, Central India and Gwalior) | 230               | ..                                 | 34               | 264    |

(a) Includes figures for Islamic Studies, Dyeing and Commerce.



TABLE 21 (a).—Number of University Graduates.

| Province.                    | Year.   | Number of Graduates in |       |           |              |            |           |              |                  | Total. |
|------------------------------|---------|------------------------|-------|-----------|--------------|------------|-----------|--------------|------------------|--------|
|                              |         | Arts and Science.      | Law.  | Medicine. | Engineering. | Education. | Commerce. | Agriculture. | Other Faculties. |        |
| Madras                       | 1926-27 | 1,027                  | 283   | 46        | 23           | 172        | ..        | 20           | ..               | 1,571  |
|                              | 1931-32 | 2,233                  | 220   | 72        | 57           | 344        | ..        | 55           | ..               | 2,981  |
| Bombay                       | 1926-27 | 1,150                  | 286   | 215       | 65           | 43         | 57        | 29           | ..               | 1,845  |
|                              | 1931-32 | 1,120                  | 397   | 162       | 98           | 75         | 81        | 60           | ..               | 1,903  |
| Bengal                       | 1926-27 | 2,243                  | 786   | 263       | 27           | 109        | 61        | ..           | ..               | 3,489  |
|                              | 1931-32 | 2,645                  | 585   | 225       | 46           | 142        | 94        | ..           | ..               | 3,737  |
| United Provinces             | 1926-27 | 1,664                  | 769   | 37        | 81           | 125        | 97        | ..           | ..               | 2,773  |
|                              | 1931-32 | 2,000                  | 621   | 49        | 80           | 141        | 106       | 37           | ..               | 3,034  |
| Punjab                       | 1926-27 | 894                    | 176   | 44        | ..           | 69         | ..        | 30           | ..               | 1,213  |
|                              | 1931-32 | 1,170                  | 146   | 31        | ..           | 80         | 31        | 34           | ..               | 1,492  |
| Burma                        | 1926-27 | 92                     | 19    | ..        | ..           | ..         | ..        | ..           | ..               | 111    |
|                              | 1931-32 | 98                     | 28    | ..        | ..           | ..         | ..        | ..           | ..               | 136    |
| Bihar and Orissa             | 1926-27 | 357                    | 228   | 6         | ..           | 30         | ..        | ..           | ..               | 621    |
|                              | 1931-32 | 344                    | 92    | 55        | 19           | 1          | ..        | ..           | ..               | 511    |
| Central Provinces and Berar. | 1926-27 | 165                    | 55    | ..        | ..           | 22         | ..        | ..           | ..               | 242    |
|                              | 1931-32 | 283                    | 134   | ..        | ..           | 23         | ..        | ..           | ..               | 440    |
| Assam                        | 1926-27 | 82                     | 20    | ..        | ..           | ..         | ..        | ..           | ..               | 102    |
|                              | 1931-32 | 139                    | 12    | ..        | ..           | ..         | ..        | ..           | ..               | 151    |
| Delhi                        | 1926-27 | 130                    | 49    | ..        | ..           | ..         | ..        | ..           | ..               | 179    |
|                              | 1931-32 | 194                    | 33    | ..        | ..           | ..         | ..        | ..           | ..               | 227    |
| Other Minor Administrations  | 1926-27 | 83                     | 1     | 2         | ..           | ..         | ..        | ..           | ..               | 86     |
|                              | 1931-32 | 72                     | ..    | ..        | ..           | 2          | ..        | ..           | ..               | 74     |
| TOTAL                        | 1926-27 | 7,887                  | 2,672 | 613       | 196          | 570        | 215       | 79           | ..               | 12,282 |
|                              | 1931-32 | 10,298                 | 2,268 | 594       | 300          | 808        | 312       | 186          | ..               | 14,766 |

TABLE 21 (b). Number of University Undergraduates.

| Province.                   | Year.   | Number of Undergraduates in |           |              |                                    |                  | Total. |
|-----------------------------|---------|-----------------------------|-----------|--------------|------------------------------------|------------------|--------|
|                             |         | Arts and Science.           | Medicine. | Engineering. | Oriental Languages and Literature. | Other Faculties. |        |
| Madras                      | 1926-27 | 11,566                      | 527       | 152          | ..                                 | 115              | 12,860 |
|                             | 1931-32 | 13,003                      | 702       | 237          | 1,168                              | 135              | 15,245 |
| Bombay                      | 1926-27 | 6,743                       | 1,210     | 303          | ..                                 | 306              | 8,652  |
|                             | 1931-32 | 8,623                       | 1,009     | 291          | ..                                 | 466              | 10,389 |
| Bengal                      | 1926-27 | 24,382                      | (a)       | (a)          | ..                                 | 46               | 24,428 |
|                             | 1931-32 | 19,723                      | 1,163     | 193          | ..                                 | 26               | 21,105 |
| United Provinces            | 1926-27 | 3,685                       | 221       | 223          | 316                                | 184              | 4,629  |
|                             | 1931-32 | 4,625                       | 114       | 329          | 446                                | 335              | 6,149  |
| Punjab                      | 1926-27 | 7,037                       | 555       | ..           | ..                                 | 160              | 7,752  |
|                             | 1931-32 | 10,889                      | 558       | 59           | 103                                | 1,126            | 12,735 |
| Burma                       | 1926-27 | 1,251                       | 65        | 41           | ..                                 | 8                | 1,368  |
|                             | 1931-32 | 1,313                       | 82        | 51           | ..                                 | 19               | 1,495  |
| Bihar and Orissa            | 1926-27 | 3,511                       | 153       | 71           | ..                                 | ..               | 3,735  |
|                             | 1931-32 | 3,637                       | 261       | 108          | ..                                 | ..               | 4,006  |
| Central Provinces and Berar | 1926-27 | 1,192                       | ..        | ..           | ..                                 | 37               | 1,229  |
|                             | 1931-32 | 1,791                       | ..        | ..           | ..                                 | 107              | 1,898  |
| Assam                       | 1926-27 | 1,040                       | ..        | ..           | ..                                 | ..               | 1,040  |
|                             | 1931-32 | 1,237                       | ..        | ..           | ..                                 | ..               | 1,237  |
| Delhi                       | 1926-27 | 1,140                       | ..        | ..           | ..                                 | ..               | 1,140  |
|                             | 1931-32 | 1,820                       | ..        | ..           | ..                                 | ..               | 1,820  |
| Other Minor Administrations | 1926-27 | 500                         | ..        | ..           | ..                                 | ..               | 500    |
|                             | 1931-32 | 455                         | ..        | ..           | ..                                 | ..               | 455    |
| TOTAL                       | 1926-27 | 62,050                      | 2,731     | 790          | 316                                | 946              | 66,833 |
|                             | 1931-32 | 67,146                      | 4,189     | 1,268        | 1,717                              | 2,214            | 78,534 |

(a) Information not available.

TABLE 22.—Results of Examinations at conclusion of Secondary and Intermediate courses.

| Province.                              | Matriculation. |               |               |               |                       |           | School Final or School Leaving. |               |               |               |
|--|----------------|---------------|---------------|---------------|-----------------------|-----------|---------------------------------|---------------|---------------|---------------|
|  | Candidates.    |               | Passes.       |               | Percentage of passes. |           | Candidates.                     |               | Passes.       |               |
|  | 1931-32.       | 1926-27.      | 1931-32.      | 1926-27.      | 1931-32.              | 1926-27.  | 1931-32.                        | 1926-27.      | 1931-32.      | 1926-27.      |
| Madras . . . . .                       | 25             | ..            | 7             | ..            | 28                    | ..        | 19,625                          | 15,277        | *19,447       | *15,167       |
| Bombay . . . . .                       | 11,969         | (a)7,483      | 4,466         | (a)3,088      | 37                    | 41        | ..                              | 2,669         | ..            | 1,002         |
| Bengal . . . . .                       | 17,662         | 14,794        | 11,404        | 7,903         | 65                    | 53        | 45                              | 27            | 20            | 19            |
| United Provinces . . . . .             | ..             | ..            | ..            | ..            | ..                    | ..        | 11,941                          | 8,685         | 6,793         | 4,739         |
| Punjab . . . . .                       | 16,428         | 13,020        | 9,954         | 6,904         | 61                    | 53        | 11                              | 869           | 2             | 213           |
| Burma . . . . .                        | ..             | ..            | ..            | ..            | ..                    | ..        | 2,796                           | 2,004         | 1,198         | 621           |
| Bihar and Orissa . . . . .             | 5,342          | 3,684         | 1,782         | 1,557         | 33                    | 42        | 78                              | 98            | 38            | 46            |
| Central Provinces and Berar . . . . .  | ..             | 1,553         | ..            | 556           | ..                    | 36        | 2,773                           | ..            | 1,355         | ..            |
| Assam . . . . .                        | 1,493          | 1,083         | 1,078         | 618           | 72                    | 57        | ..                              | ..            | ..            | ..            |
| North-West Frontier Province . . . . . | 1,066          | 694           | 615           | 444           | 58                    | 64        | 33                              | 65            | 20            | 30            |
| Coorg . . . . .                        | ..             | ..            | ..            | ..            | ..                    | ..        | 66                              | 64            | 30            | 30            |
| Delhi . . . . .                        | 1,745          | 624           | 954           | 403           | 55                    | 65        | 348                             | 152           | 175           | 64            |
| Ajmer-Merwara . . . . .                | 283            | 130           | 122           | 97            | 43                    | 75        | ..                              | ..            | ..            | ..            |
| Baluchistan . . . . .                  | 150            | 81            | 118           | 62            | 79                    | 77        | 16                              | 16            | 11            | 9             |
| Bangalore . . . . .                    | ..             | ..            | ..            | ..            | ..                    | ..        | 237                             | 84            | 70            | 49            |
| Other Administered Areas . . . . .     | 206            | 160           | †84           | 62            | 41                    | 51        | 153                             | 87            | 82            | 67            |
| <b>INDIA</b> . . . . .                 | <b>56,369</b>  | <b>43,306</b> | <b>30,584</b> | <b>21,714</b> | <b>54</b>             | <b>50</b> | <b>38,122</b>                   | <b>30,097</b> | <b>29,241</b> | <b>22,056</b> |

\*There is no declaration of pass or fail for the Madras S. S. L. C. Examination.

(a) School Leaving Certificate Examination for purposes of Matriculation.

† This does not include certain passed candidates from the administered Area in Assam (British Reserve, Mainpur).

TABLE 22.—*Results of Examinations at conclusion of Secondary and Intermediate courses—contd.*

| Province.                              | Certificate, etc.     |           | Intermediate in Arts and Science. |               |               |               |                       |           |
|--|-----------------------|-----------|-----------------------------------|---------------|---------------|---------------|-----------------------|-----------|
|  | Percentage of passes. |           | Candidates.                       |               | Passes.       |               | Percentage of passes. |           |
|  | 1931-32.              | 1926-27.  | 1931-32.                          | 1926-27.      | 1931-32.      | 1926-27.      | 1931-32.              | 1926-27.  |
| Madras . . . . .                       | ..                    | ..        | 8,155                             | 5,032         | 2,778         | 1,703         | 34                    | 34        |
| Bombay . . . . .                       | ..                    | 38        | 2,712                             | 2,705         | 1,628         | 1,146         | 60                    | 42        |
| Bengal . . . . .                       | 44                    | 70        | 6,658                             | 8,879         | 3,199         | 4,094         | 48                    | 46        |
| United Provinces . . . . .             | 57                    | 55        | 3,820                             | 4,108         | 2,155         | 2,325         | 56                    | 57        |
| Punjab . . . . .                       | 18                    | 25        | 4,648                             | 2,835         | 2,216         | 1,234         | 48                    | 44        |
| Burma . . . . .                        | 43                    | 31        | 486                               | 399           | 217           | 193           | 45                    | 48        |
| Bihar and Orissa . . . . .             | 49                    | 47        | 1,783                             | 1,437         | 617           | 579           | 35                    | 40        |
| Central Provinces and Berar . . . . .  | 49                    | ..        | 680                               | 525           | 380           | 286           | 56                    | 54        |
| Assam . . . . .                        | ..                    | ..        | 339                               | 295           | 239           | 210           | 71                    | 71        |
| North-West Frontier Province . . . . . | 61                    | 46        | 203                               | 189           | 93            | 81            | 46                    | 43        |
| Coorg . . . . .                        | 45                    | 47        | ..                                | ..            | ..            | ..            | ..                    | ..        |
| Delhi . . . . .                        | 50                    | 42        | 509                               | 370           | 267           | 165           | 52                    | 45        |
| Ajmer-Merwara . . . . .                | ..                    | ..        | 90                                | 52            | 43            | 27            | 48                    | 52        |
| Baluchistan . . . . .                  | 69                    | 56        | ..                                | ..            | ..            | ..            | ..                    | ..        |
| Bangalore . . . . .                    | 30                    | 58        | 85                                | 83            | 38            | 31            | 45                    | 37        |
| Other Administered Areas . . . . .     | 54                    | ..        | 3                                 | 194           | 1             | 97            | 33                    | 50        |
| <b>INDIA . . . . .</b>                 | <b>77</b>             | <b>73</b> | <b>30,171</b>                     | <b>27,103</b> | <b>13,871</b> | <b>12,171</b> | <b>46</b>             | <b>45</b> |

TABLE 23.—*Classification of University students by Race or Creed and their proportion to Population.*

| Race or Creed.                        | 1926-27.                   |                                   |                              |                                     | 1931-32.       |                                   |                |                                     |
|---------------------------------------|----------------------------|-----------------------------------|------------------------------|-------------------------------------|----------------|-----------------------------------|----------------|-------------------------------------|
|                                       | In institutions for males. |                                   | In institutions for females. |                                     | Males.         |                                   | Females.       |                                     |
|                                       | No. of pupils.             | No. in 10,000 of male population. | No. of pupils.               | No. in 10,000 of female population. | No. of pupils. | No. in 10,000 of male population. | No. of pupils. | No. in 10,000 of female population. |
| Europeans and Anglo-Indians . . . . . | 499                        | 30·7                              | 191                          | 19·9                                | 731            | 44·4                              | 298            | 28·3                                |
| Indian Christians . . . . .           | 2,539                      | 17·8                              | 364                          | 2·7                                 | 2,757          | 14·9                              | 868            | 4·9                                 |
| Hindus . . . . .                      | 65,134                     | 7·8                               | 434                          | 0·05                                | 71,813         | 7·9                               | 1,814          | 0·2                                 |
| Muhammadans . . . . .                 | 10,748                     | 3·5                               | 39                           | 0·01                                | 13,310         | 3·8                               | 127            | 0·04                                |
| Buddhists . . . . .                   | 965                        | 1·7                               | 2                            | 0·003                               | 920            | 1·5                               | 97             | 0·15                                |
| Parsees . . . . .                     | 949                        | 203·3                             | 8                            | 1·9                                 | 937            | 183·8                             | 226            | 48·2                                |
| Sikhs . . . . .                       | 1,830                      | 13·6                              | 17                           | 0·16                                | 2,455          | 13·6                              | 44             | 0·3                                 |
| Others . . . . .                      | 169                        | 0·5                               | 2                            | 0·006                               | 1,063          | 2·6                               | 71             | 0·18                                |
| <b>Total . . . . .</b>                | <b>82,833</b>              | <b>6·5</b>                        | <b>1,057</b>                 | <b>0·1</b>                          | <b>98,986</b>  | <b>6·7</b>                        | <b>3,545</b>   | <b>0·27</b>                         |

N.B.—The figures for 1926-27 do not classify pupils according to sex and are therefore not strictly comparable with those of 1931-32.

TABLE 24.—Classification of Arts students, by stages of instruction.

| Province.                              | 1926-27.      |               |               |               |              |                |            |                    | Total.         |
|--|---------------|---------------|---------------|---------------|--------------|----------------|------------|--------------------|----------------|
|  | Intermediate. |               | Degree.       |               |              | Post-Graduate. |            | Research students. |                |
|  | 1st year.     | 2nd year.     | 1st year.     | 2nd year.     | 3rd year.    | 1st year.      | 2nd year.  |                    |                |
| Madras . . . . .                       | 4,346         | 3,546         | 2,469         | 2,015         | 161          | 79             | ..         | ..                 | 12,616         |
| Bombay . . . . .                       | 2,449         | 2,331         | 973           | 1,086         | ..           | 157            | 31         | ..                 | 7,027          |
| Bengal . . . . .                       | 6,358         | 9,153         | 3,012         | 4,448         | 651          | 497            | ..         | 15                 | 24,134         |
| United Provinces . . . . .             | (a)269        | (a)370        | 1,264         | 1,367         | 367          | 412            | 196        | 30                 | *5,286         |
| Punjab . . . . .                       | 2,497         | 2,442         | 1,061         | 1,225         | 157          | 123            | ..         | 19                 | 7,524          |
| Burma . . . . .                        | 499           | 435           | 177           | 136           | 4            | 3              | ..         | ..                 | 1,254          |
| Bihar and Orissa . . . . .             | 1,036         | 1,051         | 551           | 620           | 115          | 100            | ..         | 1                  | 3,474          |
| Central Provinces and Berar . . . . .  | 372           | 485           | 201           | 285           | 44           | 23             | ..         | ..                 | 1,410          |
| Assam . . . . .                        | 295           | 333           | 178           | 199           | 6            | 1              | ..         | ..                 | 1,012          |
| North-West Frontier Province . . . . . | 133           | 138           | 54            | 83            | ..           | ..             | ..         | ..                 | 408            |
| Coorg . . . . .                        | ..            | ..            | ..            | ..            | ..           | ..             | ..         | ..                 | ..             |
| Delhi . . . . .                        | 319           | 422           | 157           | 197           | ..           | 32             | 21         | ..                 | 1,146          |
| Ajmer-Merwara . . . . .                | 38            | 54            | 19            | 14            | ..           | ..             | ..         | ..                 | 125            |
| Baluchistan . . . . .                  | ..            | ..            | ..            | ..            | ..           | ..             | ..         | ..                 | ..             |
| Bangalore . . . . .                    | 92            | 57            | 38            | ..            | ..           | ..             | ..         | ..                 | 187            |
| Other Administered Areas . . . . .     | 95            | 116           | 54            | 41            | ..           | ..             | ..         | ..                 | 306            |
| <b>INDIA</b>                           | <b>18,798</b> | <b>20,933</b> | <b>10,208</b> | <b>11,716</b> | <b>1,505</b> | <b>1,416</b>   | <b>248</b> | <b>65</b>          | <b>*65,911</b> |

\* Includes 859 Hindus and 152 Muhammadans in Oriental Colleges and Departments.  
 (a) Excludes 2,029 pupils in 1st year and 2,331 in 2nd year reading in Intermediate Classes of Secondary Schools.

TABLE 24—Classification of Arts students, by stages of instruction—contd.

| Province.                              | 1931-32.      |               |               |               |            |                |              |            | Research students. | Total. |
|--|---------------|---------------|---------------|---------------|------------|----------------|--------------|------------|--------------------|--------|
|  | Intermediate. |               | Degree.       |               |            | Post-Graduate. |              |            |                    |        |
|  | 1st year.     | 2nd year.     | 1st year.     | 2nd year.     | 3rd year.  | 1st year.      | 2nd year.    |            |                    |        |
| Madras . . . . .                       | 4,485         | 3,809         | 2,259         | 2,591         | 250        | 135            | ..           | ..         | 13,479             |        |
| Bombay . . . . .                       | 3,877         | 2,357         | 1,236         | 1,149         | ..         | 364            | 223          | 107        | 9,313              |        |
| Bengal . . . . .                       | 6,895         | 7,017         | 2,802         | 3,480         | 86         | 561            | 759          | 24         | 21,624             |        |
| United Provinces . . . . .             | 3,473         | 3,129         | 1,850         | 1,744         | 124        | 741            | 419          | 65         | 11,545             |        |
| Punjab . . . . .                       | 4,052         | 3,597         | 1,529         | 1,599         | 49         | 236            | 235          | 44         | 11,341             |        |
| Burma . . . . .                        | 466           | 477           | 168           | 231           | ..         | 1              | ..           | ..         | 1,343              |        |
| Bihar and Orissa . . . . .             | 1,123         | 1,148         | 531           | 535           | ..         | 107            | 75           | 4          | 3,523              |        |
| Central Provinces and Berar . . . . .  | 562           | 544           | 324           | 299           | ..         | 56             | 30           | ..         | 1,815              |        |
| Assam . . . . .                        | 406           | 383           | 226           | 194           | ..         | ..             | 3            | ..         | 1,212              |        |
| North-West Frontier Province . . . . . | 190           | 173           | 60            | 80            | ..         | 5              | 2            | ..         | 510                |        |
| Coorg . . . . .                        | ..            | ..            | ..            | ..            | ..         | ..             | ..           | ..         | ..                 |        |
| Delhi . . . . .                        | 641           | 579           | 251           | 254           | 50         | 50             | ..           | ..         | 1,826              |        |
| Ajmer-Merwara . . . . .                | 109           | 96            | 31            | 41            | ..         | ..             | ..           | ..         | 377                |        |
| Baluchistan . . . . .                  | ..            | ..            | ..            | ..            | ..         | ..             | ..           | ..         | ..                 |        |
| Bangalore . . . . .                    | 119           | 86            | 37            | 45            | ..         | ..             | ..           | ..         | 287                |        |
| Other Administered Areas . . . . .     | ..            | ..            | ..            | ..            | ..         | ..             | ..           | ..         | ..                 |        |
| <b>INDIA . . . . .</b>                 | <b>26,348</b> | <b>23,395</b> | <b>11,304</b> | <b>12,242</b> | <b>559</b> | <b>2,255</b>   | <b>1,746</b> | <b>244</b> | <b>78,094</b>      |        |

TABLE 25.—Average annual cost of educating an Arts student.

| Province.                              | 1926-27.   | 1931-32.   |
|--|------------|------------|
|  | Rs.        | Rs.        |
| Madras . . . . .                       | 194        | 202        |
| Bombay . . . . .                       | 275        | 221        |
| Bengal . . . . .                       | 157        | 164        |
| United Provinces . . . . .             | 421        | 241        |
| Punjab . . . . .                       | 198        | 187        |
| Burma . . . . .                        | 934        | 511        |
| Bihar and Orissa . . . . .             | 282        | 339        |
| Central Provinces and Berar . . . . .  | 347        | 302        |
| Assam . . . . .                        | 341        | 301        |
| North-West Frontier Province . . . . . | 378        | 412        |
| Coorg . . . . .                        | ..         | ..         |
| Delhi . . . . .                        | 224        | 197        |
| Ajmer-Merwara . . . . .                | 430        | 249        |
| Baluchistan . . . . .                  | ..         | ..         |
| Bangalore . . . . .                    | 124        | 171        |
| Other Administered Areas . . . . .     | 144        | ..         |
| <b>INDIA</b> .. .                      | <b>196</b> | <b>206</b> |



### III.—SECONDARY SCHOOLS FOR BOYS.

TABLE 26.—*Secondary Schools for boys.*

| Province.                     | Schools.     |                 |                    |               |              |                 |                    |               | Pupils.          |                            |                               |                  |                  |                            |                               |                  |
|-------------------------------|--------------|-----------------|--------------------|---------------|--------------|-----------------|--------------------|---------------|------------------|----------------------------|-------------------------------|------------------|------------------|----------------------------|-------------------------------|------------------|
|                               | 1926-27.     |                 |                    |               | 1931-32.     |                 |                    |               | 1926-27.         |                            |                               |                  | 1931-32.         |                            |                               |                  |
|                               | High.        | Middle English. | Middle Vernacular. | Total.        | High.        | Middle English. | Middle Vernacular. | Total.        | In High Schools. | In Middle English Schools. | In Middle Vernacular schools. | Total.           | In High Schools. | In Middle English Schools. | In Middle Vernacular Schools. | Total.           |
| Madras . . .                  | 342          | 212             | ..                 | 554           | 378          | 174             | ..                 | 552           | 139,477          | 27,583                     | ..                            | 167,060          | 157,083          | 26,471                     | ..                            | 183,554          |
| Bombay . . .                  | 187          | 262             | ..                 | 449           | 221          | 374             | ..                 | 595           | 66,040           | 19,912                     | ..                            | 87,952           | 81,358           | 24,829                     | ..                            | 106,187          |
| Bengal . . .                  | 1,003        | 1,616           | 74                 | 2,693         | 1,096        | 1,845           | 54                 | 2,995         | 238,461          | 142,684                    | 4,802                         | 385,947          | 261,928          | 161,498                    | 3,986                         | 427,422          |
| United Provinces .            | 161          | 88              | 626                | 875           | 190          | 100             | 710                | 1,000         | 69,788           | 10,724                     | 60,453                        | 130,965          | 77,607           | 12,999                     | 86,560                        | 177,166          |
| Punjab . . .                  | 301          | 216             | 2,114              | 2,633         | 323          | 229             | 3,241              | 3,793         | 114,863          | 48,539                     | 328,291                       | 491,693          | 181,655          | 50,013                     | 457,514                       | 639,183          |
| Burma . . .                   | 149          | 112             | 1,102              | 1,363         | 206          | 119             | 955                | 1,380         | 40,251           | 17,292                     | 111,191                       | 168,734          | 54,884           | 16,898                     | 110,083                       | 190,865          |
| Bihar and Orissa              | 135          | 321             | 242                | 698           | 169          | 581             | 129                | 879           | 38,197           | 34,009                     | 25,105                        | 97,311           | 48,034           | 63,012                     | 13,515                        | 124,561          |
| Central Provinces and Berar.  | 49           | 156             | 335                | 540           | 67           | 189             | 359                | 615           | 4,902            | 23,511                     | 81,402                        | 89,815           | 7,750            | 27,222                     | 69,837                        | 104,809          |
| Assam . . .                   | 45           | 155             | 145                | 345           | 61           | 202             | 194                | 457           | 15,299           | 13,412                     | 17,001                        | 46,312           | 20,121           | 17,627                     | 26,207                        | 63,955           |
| North-West Frontier Province. | 25           | 13              | 70                 | 108           | 29           | 13              | 199                | 241           | 4,764            | 3,543                      | 11,029                        | 24,966           | 12,477           | 3,523                      | 24,149                        | 40,149           |
| Coorg . . .                   | 2            | ..              | ..                 | 2             | 2            | ..              | ..                 | 2             | 758              | ..                         | ..                            | 758              | 783              | ..                         | ..                            | 783              |
| Delhi . . .                   | 12           | 17              | 8                  | 37            | 21           | 22              | 32                 | 75            | 4,225            | 3,837                      | 997                           | 9,059            | 6,173            | 4,986                      | 3,143                         | 14,302           |
| Ajmer-Merwara . .             | 9            | 7               | 11                 | 27            | 10           | 8               | 15                 | 33            | 2,675            | 418                        | 471                           | 3,564            | 3,618            | 786                        | 764                           | 5,068            |
| Baluchistan . . .             | 4            | 8               | 1                  | 13            | 7            | 4               | 1                  | 12            | 1,527            | 1,140                      | 42                            | 2,709            | 2,739            | 907                        | 114                           | 3,754            |
| Bangalore . . .               | 5            | 5               | ..                 | 10            | 5            | 5               | 4                  | 14            | 2,046            | 1,058                      | ..                            | 3,104            | 2,353            | 1,186                      | 918                           | 4,467            |
| Other Administered Areas.     | 16           | 11              | ..                 | 26            | 16           | 10              | 1                  | 27            | 4,171            | 1,571                      | ..                            | 5,742            | 5,335            | 1,813                      | 128                           | 7,276            |
| <b>INDIA</b>                  | <b>2,444</b> | <b>3,201</b>    | <b>4,728</b>       | <b>10,373</b> | <b>2,801</b> | <b>3,875</b>    | <b>5,894</b>       | <b>12,570</b> | <b>744,444</b>   | <b>349,233</b>             | <b>621,984</b>                | <b>1,715,661</b> | <b>873,502</b>   | <b>413,770</b>             | <b>805,913</b>                | <b>2,093,490</b> |

TABLE 27.—Increase in Secondary Schools (for boys) and Pupils in them, during the quinquennium.

| Province.                              | Schools.    |             |             |             |             |             |             |             |             |             |
|--|-------------|-------------|-------------|-------------|-------------|-------------|-------------|-------------|-------------|-------------|
|  | 1927-28.    |             | 1928-29.    |             | 1929-30.    |             | 1930-31.    |             | 1931-32.    |             |
|  | English.    | Vernacular. | English.    | Vernacular. | English.    | Vernacular. | English.    | Vernacular. | English.    | Vernacular. |
| Madras . . . . .                       | -4          | ..          | +1          | ..          | -4          | ..          | +6          | ..          | -1          | ..          |
| Bombay . . . . .                       | +34         | ..          | +13         | ..          | +34         | ..          | +32         | ..          | +33         | ..          |
| Bengal . . . . .                       | +81         | -7          | +82         | -4          | +76         | -8          | +32         | -1          | +51         | ..          |
| United Provinces . . . . .             | +7          | +12         | +5          | +28         | +10         | +9          | +11         | +21         | +8          | +14         |
| Punjab . . . . .                       | 18          | +404        | +10         | +298        | +6          | +285        | +6          | +118        | -7          | +22         |
| Burma . . . . .                        | +16         | -48         | +5          | -28         | -14         | ..          | +16         | -8          | +13         | -63         |
| Bihar and Orissa . . . . .             | -76         | -28         | +40         | +1          | +71         | -41         | +66         | -39         | +41         | -6          |
| Central Provinces and Berar . . . . .  | +11         | +19         | +21         | +3          | +6          | +4          | +7          | +8          | +6          | -10         |
| Assam . . . . .                        | 2           | +10         | +10         | +9          | +6          | +5          | +37         | +19         | +8          | +6          |
| North-West Frontier Province . . . . . | +1          | +36         | +1          | +38         | +1          | +20         | +1          | +36         | ..          | -1          |
| Coorg . . . . .                        | ..          | ..          | ..          | ..          | ..          | ..          | ..          | ..          | ..          | ..          |
| Delhi . . . . .                        | -2          | +4          | +2          | +5          | -6          | +5          | -1          | +5          | +3          | +5          |
| Ajmer-Merwara . . . . .                | ..          | +1          | -1          | +1          | ..          | ..          | ..          | +2          | +1          | ..          |
| Baluchistan . . . . .                  | ..          | ..          | ..          | ..          | -1          | ..          | ..          | ..          | ..          | ..          |
| Bangalore . . . . .                    | +1          | +3          | ..          | ..          | -1          | +1          | ..          | ..          | ..          | ..          |
| Other Administered Areas . . . . .     | +1          | ..          | -2          | +1          | +1          | ..          | +2          | ..          | -2          | ..          |
| <b>INDIA</b> . . . . .                 | <b>+246</b> | <b>+406</b> | <b>+189</b> | <b>+352</b> | <b>+225</b> | <b>+280</b> | <b>+217</b> | <b>+161</b> | <b>+154</b> | <b>-33</b>  |

TABLE 27.—Increase in Secondary Schools (for boys) and Pupils in them, during the quinquennium—contd.

| Province.                              | Pupils.             |                        |                     |                        |                     |                        |                     |                        |                     |                        |
|--|---------------------|------------------------|---------------------|------------------------|---------------------|------------------------|---------------------|------------------------|---------------------|------------------------|
|  | 1927-28.            |                        | 1928-29.            |                        | 1929-30.            |                        | 1930-31.            |                        | 1931-32.            |                        |
|  | In English schools. | In Vernacular schools. | In English schools. | In Vernacular schools. | In English schools. | In Vernacular schools. | In English schools. | In Vernacular schools. | In English schools. | In Vernacular schools. |
| Madras . . . . .                       | +2,416              | ..                     | +4,358              | ..                     | +5,647              | ..                     | +5,745              | ..                     | -1,672              | ..                     |
| Bombay . . . . .                       | +7,170              | ..                     | +3,768              | ..                     | +4,189              | ..                     | -2,195              | ..                     | +5,303              | ..                     |
| Bengal . . . . .                       | +16,794             | -279                   | +25,278             | +107                   | +19,026             | -575                   | -24,435             | -245                   | +5,628              | +176                   |
| United Provinces . . . . .             | +5,854              | +8,466                 | +4,580              | +7,178                 | +4,013              | +4,872                 | +2,002              | +3,780                 | +3,645              | +1,811                 |
| Punjab . . . . .                       | +7,094              | +53,356                | +5,388              | +15,547                | +1,957              | +47,039                | +5,570              | +30,302                | -1,743              | -17,021                |
| Burma . . . . .                        | +3,966              | +3,566                 | +2,916              | +2,539                 | +4,706              | +5,333                 | +4,194              | +2,729                 | -1,543              | -6,275                 |
| Bihar and Orissa . . . . .             | +12,690             | -3                     | +8,747              | +995                   | +12,455             | -5,593                 | +431                | -6,255                 | +4,517              | -734                   |
| Central Provinces and Berar . . . . .  | +1,972              | +5,668                 | +2,724              | +1,312                 | +1,469              | +1,750                 | -486                | -1,001                 | +880                | +706                   |
| Assam . . . . .                        | +1,688              | +2,320                 | +3,048              | +1,847                 | +2,358              | +1,791                 | +457                | +1,303                 | +1,486              | +1,345                 |
| North-West Frontier Province . . . . . | +559                | +4,471                 | +277                | +4,255                 | +493                | +1,408                 | +587                | +2,167                 | +777                | +219                   |
| Coorg . . . . .                        | -67                 | ..                     | +44                 | ..                     | +22                 | ..                     | +24                 | ..                     | +2                  | ..                     |
| Delhi . . . . .                        | +340                | +190                   | +760                | +667                   | +817                | +596                   | +121                | +520                   | +1,069              | +173                   |
| Ajmer-Merwara . . . . .                | +175                | +25                    | +385                | +53                    | +169                | +33                    | +135                | +68                    | +347                | +114                   |
| Baluchistan . . . . .                  | +294                | +26                    | +305                | +17                    | +94                 | +11                    | +169                | +15                    | +111                | +3                     |
| Bangalore . . . . .                    | +207                | +580                   | -15                 | +192                   | +30                 | +88                    | +68                 | +24                    | +145                | +34                    |
| Other Administered Areas . . . . .     | +17                 | ..                     | -107                | +112                   | +544                | +30                    | +583                | +3                     | +369                | -17                    |
| <b>INDIA . . . . .</b>                 | <b>+61,169</b>      | <b>+78,386</b>         | <b>+62,456</b>      | <b>+84,821</b>         | <b>+57,989</b>      | <b>+56,783</b>         | <b>-7,030</b>       | <b>+83,410</b>         | <b>+19,311</b>      | <b>-19,466</b>         |

TABLE 28.—*Secondary Schools for boys, by management.*

| Province                               | 1926-27.    |                |              |                |              |                |              |                |               |                  |
|--|-------------|----------------|--------------|----------------|--------------|----------------|--------------|----------------|---------------|------------------|
|  | Government. |                | Board.       |                | Aided.       |                | Unaided.     |                | Total.        |                  |
|  | Schools.    | Pupils.        | Schools.     | Pupils.        | Schools.     | Pupils.        | Schools.     | Pupils.        | Schools.      | Pupils.          |
| Madras . . . . .                       | 16          | 4,111          | 230          | 54,925         | 303          | 107,377        | 5            | 647            | 554           | 167,030          |
| Bombay . . . . .                       | 30          | 9,864          | 103          | 9,115          | 257          | 57,754         | 59           | 11,219         | 449           | 87,952           |
| Bengal . . . . .                       | 46          | 14,271         | 63           | 7,100          | 1,684        | 220,203        | 900          | 144,373        | 2,693         | 385,947          |
| United Provinces . . . . .             | 57          | 21,491         | 602          | 59,407         | 174          | 44,756         | 42           | 5,311          | 875           | 130,965          |
| Punjab . . . . .                       | 82          | 27,099         | 2,234        | 367,014        | 239          | 82,877         | 78           | 14,703         | 2,633         | 491,698          |
| Burma . . . . .                        | 52          | 12,591         | 54           | 7,268          | 1,257        | 148,875        | ..           | ..             | 1,363         | 168,734          |
| Bihar and Orissa . . . . .             | 32          | 9,679          | 234          | 24,991         | 366          | 50,677         | 66           | 11,964         | 698           | 97,311           |
| Central Provinces and Berar . . . . .  | 86          | 12,552         | 356          | 67,081         | 80           | 9,049          | 18           | 1,133          | 540           | 89,815           |
| Assam . . . . .                        | 39          | 10,439         | 137          | 16,223         | 109          | 12,669         | 60           | 6,981          | 345           | 46,312           |
| North-West Frontier Province . . . . . | 8           | 2,064          | 75           | 13,309         | 25           | 9,563          | ..           | ..             | 108           | 24,936           |
| Coorg . . . . .                        | 2           | 758            | ..           | ..             | ..           | ..             | ..           | ..             | 2             | 758              |
| Delhi . . . . .                        | 2           | 561            | 17           | 3,295          | 17           | 5,066          | 1            | 137            | 37            | 9,059            |
| Ajmer-Merwara . . . . .                | 11          | 1,163          | 1            | 75             | 12           | 2,169          | 3            | 157            | 27            | 3,564            |
| Baluchistan . . . . .                  | 5           | 1,076          | 1            | 136            | 7            | 1,497          | ..           | ..             | 13            | 2,709            |
| Bangalore . . . . .                    | ..          | ..             | ..           | ..             | 10           | 3,104          | ..           | ..             | 10            | 3,104            |
| Other Administered Areas . . . . .     | ..          | ..             | 9            | 1,260          | 16           | 4,287          | 1            | 195            | 26            | 5,742            |
| <b>INDIA</b>                           | <b>468</b>  | <b>127,719</b> | <b>4,118</b> | <b>631,199</b> | <b>4,556</b> | <b>759,923</b> | <b>1,233</b> | <b>196,820</b> | <b>10,873</b> | <b>1,715,661</b> |

TABLE 28.—Secondary Schools for boys, by management—contd.

| Province.                              | 1931-32.    |                |              |                |              |                |              |                |               |                  |
|--|-------------|----------------|--------------|----------------|--------------|----------------|--------------|----------------|---------------|------------------|
|  | Government. |                | Board.       |                | Aided.       |                | Unaided.     |                | Total.        |                  |
|  | Schools.    | Pupils.        | Schools.     | Pupils.        | Schools.     | Pupils.        | Schools.     | Pupils.        | Schools.      | Pupils.          |
| Madras . . . . .                       | 15          | 3,940          | 255          | 71,459         | 273          | 106,587        | 9            | 1,568          | 552           | 183,554          |
| Bombay . . . . .                       | 31          | 9,690          | 205          | 14,512         | 275          | 68,207         | 84           | 13,778         | 595           | 106,187          |
| Bengal . . . . .                       | 46          | 14,439         | 60           | 6,760          | 1,840        | 241,834        | 1,049        | 164,389        | 2,995         | 427,422          |
| United Provinces . . . . .             | 57          | 22,231         | 687          | 84,161         | 227          | 64,972         | 49           | 5,802          | 1,000         | 177,166          |
| Punjab . . . . .                       | 89          | 28,283         | 3,382        | 501,272        | 250          | 94,670         | 72           | 14,957         | 3,793         | 639,182          |
| Burma . . . . .                        | 51          | 13,486         | 85           | 14,113         | 1,144        | 163,266        | ..           | ..             | 1,280         | 190,865          |
| Bihar and Orissa . . . . .             | 31          | 10,831         | 325          | 35,406         | 423          | 61,083         | 100          | 17,241         | 879           | 124,561          |
| Central Provinces and Berar . . . . .  | 87          | 12,466         | 400          | 78,350         | 114          | 12,977         | 14           | 1,016          | 615           | 104,809          |
| Assam . . . . .                        | 41          | 11,807         | 172          | 23,774         | 164          | 19,638         | 80           | 8,646          | 457           | 68,955           |
| North-West Frontier Province . . . . . | 11          | 2,818          | 205          | 25,710         | 25           | 11,621         | ..           | ..             | 241           | 40,149           |
| Coorg . . . . .                        | 2           | 783            | ..           | ..             | ..           | ..             | ..           | ..             | 2             | 783              |
| Delhi . . . . .                        | 2           | 626            | 42           | 6,049          | 31           | 7,827          | ..           | ..             | 75            | 14,302           |
| Ajmer-Merwara . . . . .                | 14          | 1,672          | 2            | 187            | 16           | 3,141          | 1            | 68             | 33            | 5,068            |
| Baluchistan . . . . .                  | 5           | 1,491          | 1            | 207            | 6            | 2,056          | ..           | ..             | 12            | 3,754            |
| Bangalore . . . . .                    | ..          | ..             | 3            | 840            | 11           | 3,617          | ..           | ..             | 14            | 4,457            |
| Other Administered Areas . . . . .     | ..          | ..             | 8            | 1,441          | 18           | 5,558          | 1            | 277            | 27            | 7,276            |
| <b>INDIA</b>                           | <b>482</b>  | <b>184,653</b> | <b>5,812</b> | <b>864,241</b> | <b>4,817</b> | <b>866,854</b> | <b>1,459</b> | <b>227,742</b> | <b>12,570</b> | <b>2,093,490</b> |

TABLE 29.—High Schools for boys, by periods.

| Province.                         | 1901-02.     |                | 1906-07.     |                | 1911-12.     |                | 1916-17.     |                | 1921-22.     |                | 1926-27.     |                | 1931-32.     |                |
|-----------------------------------|--------------|----------------|--------------|----------------|--------------|----------------|--------------|----------------|--------------|----------------|--------------|----------------|--------------|----------------|
|                                   | Schools.     | Pupils.        | Schools.     | Pupils.        | Schools.     | Pupils.        | Schools.     | Pupils.        | Schools.     | Pupils.        | Schools.     | Pupils.        | Schools.     | Pupils.        |
| Madras . . .                      | 157          | 45,643         | 171          | 57,642         | 168          | 71,545         | 188          | 103,994        | 292          | 124,988        | 342          | 139,477        | 378          | 157,083        |
| Bombay . . .                      | 105          | 25,419         | 114          | 31,842         | 129          | 41,429         | 122          | 40,343         | 143          | 47,779         | 187          | 68,040         | 221          | 81,358         |
| Bengal* . . .                     | 535          | 122,271        | 397          | 80,092         | 502          | 143,337        | 707          | 220,354        | 887          | 193,343        | 1,003        | 238,461        | 1,006        | 261,938        |
| United Provinces                  | 101          | 17,323         | 108          | 24,400         | 115          | 34,169         | 143          | 44,808         | 184          | 46,103         | 161          | 59,788         | 190          | 77,607         |
| Punjab† . . .                     | 97           | 25,425         | 94           | 30,703         | 101          | 47,662         | 136          | 54,135         | 203          | 75,776         | 301          | 114,863        | 323          | 131,655        |
| Burma . . .                       | 15           | 5,911          | 26           | 8,376          | 36           | 9,804          | 68           | 18,093         | 80           | 17,655         | 149          | 40,251         | 206          | 54,884         |
| Bihar and Orissa*                 | ..           | ..             | ..           | ..             | 93           | 25,367         | 100          | 34,734         | 119          | 24,645         | 135          | 38,197         | 169          | 48,034         |
| Central Provinces<br>and Berar.   | 24           | 1,580          | 30           | 2,025          | 35           | 3,105          | 43           | 4,928          | 43           | 3,021          | 49           | 4,902          | 67           | 7,750          |
| Assam . . .                       | 23           | 5,143          | (a)212       | (a)47,130      | 27           | 8,701          | 36           | 13,481         | 41           | 11,162         | 45           | 15,299         | 61           | 20,121         |
| North-West Frontier<br>Province.† | 12           | 2,905          | 12           | 3,492          | 12           | 5,146          | 17           | 5,469          | 20           | 6,762          | 25           | 9,764          | 29           | 12,477         |
| Coorg . . .                       | 1            | 265            | 1            | 301            | 1            | 207            | 2            | 546            | 2            | 688            | 2            | 758            | 2            | 783            |
| Delhi† . . .                      | ..           | ..             | ..           | ..             | ..           | ..             | 7            | 2,004          | 10           | 2,811          | 12           | 4,225          | 21           | 6,173          |
| Ajmer-Merwara                     | ..           | ..             | ..           | ..             | ..           | ..             | 8            | 1,950          | 8            | 1,969          | 9            | 2,675          | 10           | 3,518          |
| Baluchistan . .                   | ..           | ..             | ..           | ..             | ..           | ..             | 3            | 1,056          | 3            | 1,193          | 4            | 1,527          | 7            | 2,733          |
| Bangalore . . .                   | ..           | ..             | ..           | ..             | ..           | ..             | 4            | 1,674          | 5            | 1,423          | 5            | 2,046          | 5            | 2,353          |
| Other Admini-<br>stered Areas.    | ..           | ..             | ..           | ..             | ..           | ..             | ..           | ..             | ..           | ..             | 15           | 4,171          | 16           | 5,335          |
| <b>INDIA</b>                      | <b>1,070</b> | <b>251,885</b> | <b>1,165</b> | <b>286,063</b> | <b>1,219</b> | <b>390,562</b> | <b>1,584</b> | <b>547,589</b> | <b>2,040</b> | <b>559,258</b> | <b>2,444</b> | <b>744,444</b> | <b>2,801</b> | <b>873,802</b> |

\* Bihar and Orissa was included in Bengal upto 1910-11.

† The Punjab included North-West Frontier Province upto 1900-01 and Delhi upto 1911-12.

(a) For Eastern Bengal and Assam.

TABLE 30.—Middle English Schools for Boys, by periods.

| Province.                           | 1901-02.     |                | 1906-07.     |                | 1911-12.     |                | 1916-17.     |                | 1921-22.     |                | 1926-27.     |                | 1931-32.     |                |
|-------------------------------------|--------------|----------------|--------------|----------------|--------------|----------------|--------------|----------------|--------------|----------------|--------------|----------------|--------------|----------------|
|                                     | Schools.     | Pupils.        | Schools.     | Pupils.        | Schools.     | Pupils.        | Schools.     | Pupils.        | Schools.     | Pupils.        | Schools.     | Pupils.        | Schools.     | Pupils.        |
| Madras . . .                        | 280          | 28,871         | 292          | 31,748         | 207          | 31,341         | 189          | 35,802         | 218          | 20,997         | 212          | 27,583         | 174          | 26,471         |
| Bombay . . .                        | 322          | 17,978         | 331          | 20,450         | 351          | 26,145         | 266          | 21,541         | 233          | 19,123         | 262          | 19,912         | 374          | 24,829         |
| Bengal* . . .                       | 946          | 69,377         | 651          | 45,833         | 1,231        | 128,187        | 1,610        | 162,060        | 1,478        | 110,412        | 1,616        | 142,684        | 1,845        | 161,498        |
| United Provinces                    | 93           | 9,214          | 90           | 9,431          | 74           | 10,804         | 85           | 10,964         | 75           | 6,412          | 88           | 10,724         | 100          | 12,999         |
| Punjab† . . .                       | 144          | 19,599         | 86           | 15,460         | 93           | 23,289         | 135          | 28,448         | 178          | 36,912         | 218          | 48,539         | 229          | 50,013         |
| Burma . . .                         | 61           | 7,410          | 67           | 11,513         | 86           | 13,506         | 100          | 14,154         | 100          | 12,368         | 112          | 17,292         | 119          | 16,898         |
| Bihar and Orissa*                   | ..           | ..             | ..           | ..             | 211          | 19,075         | 230          | 23,873         | 260          | 19,615         | 321          | 34,009         | 581          | 63,012         |
| Central Provinces<br>and Berar.     | 99           | 10,824         | 96           | 10,649         | 111          | 12,730         | 153          | 16,158         | 150          | 13,487         | 156          | 23,511         | 189          | 27,222         |
| Assam . . .                         | 78           | 6,064          | (a)511       | (a)41,973      | 95           | 10,922         | 113          | 11,183         | 126          | 7,867          | 155          | 13,412         | 202          | 17,627         |
| North-West Fron-<br>tier Province.† | 6            | 967            | 4            | 923            | 4            | 1,439          | 8            | 2,304          | 12           | 3,292          | 13           | 3,543          | 13           | 3,523          |
| Coorg . . .                         | 1            | 257            | 1            | 130            | 1            | 148            | ..           | ..             | ..           | ..             | ..           | ..             | ..           | ..             |
| Delhi† . . .                        | ..           | ..             | ..           | ..             | ..           | ..             | 3            | 426            | 17           | 2,510          | 17           | 3,837          | 22           | 4,986          |
| Ajmer-Merwara                       | ..           | ..             | ..           | ..             | ..           | ..             | 7            | 562            | 8            | 575            | 7            | 418            | 8            | 786            |
| Baluchistau . .                     | ..           | ..             | ..           | ..             | ..           | ..             | 3            | 368            | 4            | 612            | 8            | 1,140          | 4            | 907            |
| Bangalore                           | ..           | ..             | ..           | ..             | ..           | ..             | 4            | 918            | 5            | 976            | 6            | 1,058          | 5            | 1,186          |
| Other Administer-<br>ed Areas.      | ..           | ..             | ..           | ..             | ..           | ..             | ..           | ..             | ..           | ..             | 11           | 1,571          | 10           | 1,813          |
| <b>INDIA</b> . . .                  | <b>2,030</b> | <b>170,561</b> | <b>2,129</b> | <b>188,110</b> | <b>2,484</b> | <b>277,586</b> | <b>2,906</b> | <b>328,766</b> | <b>2,864</b> | <b>264,158</b> | <b>3,201</b> | <b>349,233</b> | <b>3,875</b> | <b>413,770</b> |

\*Bihar and Orissa was included in Bengal upto 1910-11. † The Punjab included North-West Frontier Province upto 1900-01 and Delhi upto 1911-12.  
(a) For Eastern Bengal and Assam.

TABLE 31.—Middle Vernacular Schools for Boys, by periods.

| Provinces.                        | 1901-02.     |                | 1906-07.     |                | 1911-12.     |                | 1916-17.     |                | 1921-22.     |                | 1926-27.     |                | 1931-32.     |                |
|-----------------------------------|--------------|----------------|--------------|----------------|--------------|----------------|--------------|----------------|--------------|----------------|--------------|----------------|--------------|----------------|
|                                   | Schools.     | Pupils.        | Schools.     | Pupils.        | Schools.     | Pupils.        | Schools.     | Pupils.        | Schools.     | Pupils.        | Schools.     | Pupils.        | Schools.     | Pupils.        |
| Madras . . .                      | 101          | 8,980          | 87           | 8,186          | ..           | ..             | ..           | ..             | ..           | ..             | ..           | ..             | ..           | ..             |
| Bombay . . .                      | ..           | ..             | ..           | ..             | ..           | ..             | ..           | ..             | ..           | ..             | ..           | ..             | ..           | ..             |
| Bengal* . . .                     | 970          | 53,344         | 409          | 24,350         | 514          | 32,876         | 349          | 21,253         | 217          | 10,632         | 74           | 4,802          | 54           | 3,986          |
| United Provinces                  | 301          | 40,732         | 340          | 49,076         | 375          | 45,378         | 422          | 33,273         | 556          | 43,074         | 626          | 60,453         | 710          | 86,560         |
| Punjab† . . .                     | 110          | 17,554         | 110          | 18,081         | 118          | 22,232         | 151          | 28,711         | 672          | 95,656         | 2,114        | 328,291        | 3,241        | 457,614        |
| Burma . . .                       | 254          | 16,013         | 411          | 27,183         | 747          | 53,715         | 1,092        | 82,558         | 1,118        | 86,251         | 1,102        | 111,191        | 955          | 119,083        |
| Bihar and Orissa*                 | ..           | ..             | ..           | ..             | 136          | 9,512          | 130          | 11,635         | 159          | 11,323         | 242          | 25,105         | 129          | 13,515         |
| Central Provinces<br>and Berar.   | 141          | 18,053         | 252          | 31,510         | 252          | 37,179         | 218          | 35,308         | 317          | 45,838         | 335          | 61,402         | 359          | 69,837         |
| Assam . . .                       | 45           | 2,820          | (a) 420      | (a) 24,401     | 35           | 2,753          | 112          | 12,328         | 133          | 13,034         | 145          | 17,601         | 194          | 26,207         |
| North-West Frontier<br>Province.† | 10           | 1,210          | 10           | 1,345          | 14           | 2,425          | 25           | 4,840          | 58           | 8,362          | 70           | 11,629         | 199          | 24,149         |
| Coorg . . .                       | ..           | ..             | ..           | ..             | ..           | ..             | ..           | ..             | ..           | ..             | ..           | ..             | ..           | ..             |
| Delhi† . . .                      | ..           | ..             | ..           | ..             | ..           | ..             | 2            | 354            | 6            | 568            | 8            | 997            | 32           | 3,143          |
| Ajmer-Merwara                     | ..           | ..             | ..           | ..             | ..           | ..             | 12           | 543            | 12           | 289            | 11           | 471            | 15           | 764            |
| Baluchistan . . .                 | ..           | ..             | ..           | ..             | ..           | ..             | 1            | 43             | 1            | 45             | 1            | 42             | 1            | 114            |
| Bangalore . . .                   | ..           | ..             | ..           | ..             | ..           | ..             | ..           | ..             | ..           | ..             | ..           | ..             | 4            | 918            |
| Other Administered<br>Areas.      | ..           | ..             | ..           | ..             | ..           | ..             | ..           | ..             | ..           | ..             | ..           | ..             | 1            | 128            |
| <b>INDIA</b> . . .                | <b>1,932</b> | <b>158,706</b> | <b>2,039</b> | <b>184,132</b> | <b>2,191</b> | <b>206,070</b> | <b>2,514</b> | <b>230,846</b> | <b>3,249</b> | <b>315,072</b> | <b>4,728</b> | <b>621,984</b> | <b>5,894</b> | <b>805,918</b> |

(a) For Eastern Bengal and Assam. (b) Includes 4,045 pupils learning English as an optional subject.

\* Bihar and Orissa was included in Bengal up to 1910-11. † The Punjab included North-West Frontier Province upto 1900-01 and Delhi upto 1910-11.



TABLE 32.—Race or Creed of Male Pupils in secondary stage, 1931-32.

| Province.                     | Europeans and Anglo-Indians. | Indian Christians. | Hindus.        | Muham-madans.  | Buddhists.    | Parsis.      | Sikhs.        | Others.       | Total.           |
|-------------------------------|------------------------------|--------------------|----------------|----------------|---------------|--------------|---------------|---------------|------------------|
| Madras . . .                  | 1,919                        | 17,777             | 149,208        | 11,088         | 13            | 29           | 13            | 420           | 179,855          |
| Bombay . . .                  | 706                          | 4,513              | 147,662        | 24,857         | ..            | 4,890        | 210           | 6,624         | 189,462          |
| Bengal . . .                  | 1,641                        | 1,269              | 184,519        | 54,166         | 677           | 51           | 127           | 369           | 248,019          |
| United Provinces .            | 1,380                        | 1,593              | 127,772        | 25,730         | 22            | 65           | 204           | 1,119         | 157,885          |
| Punjab . . .                  | 377                          | 1,791              | 92,792         | 88,019         | 3             | 18           | 36,416        | 1,851         | 221,267          |
| Burma . . .                   | 1,231                        | 3,926              | 2,234          | 2,667          | 34,856        | 18           | 200           | 261           | 45,398           |
| Bihar and Orissa .            | 126                          | 2,438              | 63,754         | 8,400          | 1             | 2            | 80            | 1,069         | 75,870           |
| Central Provinces and Berar.  | 360                          | 1,329              | 43,478         | 5,516          | ..            | 88           | 72            | 1,952         | 52,795           |
| Assam . . .                   | 65                           | 1,786              | 26,506         | 7,824          | 8             | ..           | 17            | 922           | 37,128           |
| North-West Frontier Province. | 3                            | 36                 | 3,737          | 9,102          | ..            | ..           | 817           | 1             | 13,696           |
| Coorg . . .                   | ..                           | 26                 | 1,197          | 33             | 2             | 2            | ..            | ..            | 1,260            |
| Delhi . . .                   | 1                            | 88                 | 4,325          | 1,601          | ..            | 4            | 120           | 253           | 6,392            |
| Ajmer-Merwara . .             | 104                          | 147                | 2,246          | 626            | ..            | 17           | 16            | 244           | 3,400            |
| Baluchistan . . .             | 22                           | 16                 | 441            | 480            | ..            | 6            | 141           | 4             | 1,110            |
| Bangalore . . .               | 368                          | 284                | 1,232          | 239            | 1             | 17           | ..            | 31            | 2,172            |
| Other Administered Areas.     | 158                          | 426                | 3,026          | 858            | ..            | 75           | 7             | 220           | 4,770            |
| <b>INDIA .</b>                | <b>8,461</b>                 | <b>36,845</b>      | <b>354,127</b> | <b>241,206</b> | <b>35,783</b> | <b>5,282</b> | <b>38,440</b> | <b>15,340</b> | <b>1,235,484</b> |

TABLE 33.—*Distribution of Pupils between Secondary schools for boys under Public and Private management.*

MSSRHT

| Province.                              | 1926-27.   |   |  |                                    |                                     | 1931-32.   |   |  |                                    |                                     |
|--|--|---|--|------------------------------------|-------------------------------------|--|---|--|------------------------------------|-------------------------------------|
|  | A.   | B.  | C.   | Percentage of (A) to (C) (Public). | Percentage of (B) to (C) (Private). | A.   | B.  | C.   | Percentage of (A) to (C) (Public). | Percentage of (B) to (C) (Private). |
|  | Number of pupils in schools under public management. | Number of pupils in schools under private management. | Total number of pupils in all secondary schools. |                                    |                                     | Number of pupils in schools under public management. | Number of pupils in schools under private management. | Total number of pupils in all secondary schools. |                                    |                                     |
| Madras . . . . .                       | 59,036   | 108,024   | 167,060  | 35.3                               | 64.7                                | 75,399   | 108,155   | 183,554  | 41.1                               | 58.9                                |
| Bombay . . . . .                       | 18,979   | 68,973  | 87,952   | 21.6                               | 78.4                                | 24,202   | 81,985  | 106,187  | 22.8                               | 77.2                                |
| Bengal . . . . .                       | 21,371   | 364,576   | 385,947  | 5.5                                | 94.5                                | 21,199   | 406,223   | 427,422  | 5.0                                | 95.0                                |
| United Provinces . . . . .             | 80,898   | 50,067  | 130,965  | 61.8                               | 38.2                                | 106,392  | 70,774  | 177,166  | 60.1                               | 39.9                                |
| Punjab . . . . .                       | 394,113  | 97,580  | 491,693  | 80.1                               | 19.9                                | 529,555  | 109,627   | 639,182  | 82.8                               | 17.2                                |
| Burma . . . . .                        | 19,859   | 148,875   | 168,734  | 11.8                               | 88.2                                | 27,599   | 163,266   | 190,865  | 14.5                               | 85.5                                |
| Bihar and Orissa . . . . .             | 34,670   | 62,641  | 97,311   | 35.6                               | 64.4                                | 46,237   | 78,324  | 124,561  | 37.1                               | 62.9                                |
| Central Provinces and Berar . . . . .  | 79,633   | 10,182  | 89,815   | 88.7                               | 11.3                                | 90,816   | 13,993  | 104,809  | 86.7                               | 13.3                                |
| Assam . . . . .                        | 26,662   | 19,650  | 46,312   | 57.6                               | 42.4                                | 35,671   | 28,284  | 63,955   | 55.8                               | 44.2                                |
| North-West Frontier Province . . . . . | 15,373   | 9,563   | 24,936   | 61.6                               | 38.4                                | 28,328   | 11,621  | 40,149   | 71.1                               | 28.9                                |
| Cooch . . . . .                        | 758  | ..  | 758  | 100.0                              | ..                                  | 783  | ..  | 783  | 100.0                              | ..                                  |
| Delhi . . . . .                        | 3,856  | 5,203   | 9,059  | 42.6                               | 57.4                                | 6,675  | 7,627   | 14,302   | 46.7                               | 53.3                                |
| Ajmer-Merwara . . . . .                | 1,238  | 2,326   | 3,564  | 34.7                               | 65.3                                | 1,859  | 3,209   | 5,068  | 36.7                               | 63.3                                |
| Baluchistan . . . . .                  | 1,212  | 1,497   | 2,709  | 44.7                               | 55.3                                | 1,698  | 2,056   | 3,754  | 45.2                               | 54.8                                |
| Bangalore . . . . .                    | ..   | 3,104   | 3,104  | ..                                 | 100.0                               | 840  | 3,617   | 4,457  | 18.8                               | 81.2                                |
| Other Administered Areas . . . . .     | 1,260  | 4,482   | 5,742  | 21.9                               | 78.1                                | 1,441  | 5,835   | 7,276  | 19.8                               | 80.2                                |
| <b>INDIA</b> . . . . .                 | <b>758,918</b>                                       | <b>956,748</b>  | <b>1,715,661</b>                                 | <b>44.2</b>                        | <b>55.8</b>                         | <b>998,894</b>                                       | <b>1,094,596</b>                                      | <b>2,093,490</b>                                 | <b>47.7</b>                        | <b>52.3</b>                         |

TABLE 34.—*Expenditure on Secondary Schools for Boys, by sources.*

| Province.                              | 1926-27.           |                       |                  |                    |                    |                  |                    |
|--|--------------------|-----------------------|------------------|--------------------|--------------------|------------------|--------------------|
|  | Public Funds.      |                       |                  |                    | Fees.              | Other Sources.   | Total.             |
|  | Government Funds.  | District Board Funds. | Municipal Funds. | Total.             |                    |                  |                    |
|  | Rs.                | Rs.                   | Rs.              | Rs.                | Rs.                | Rs.              | Rs.                |
| Madras . . . . .                       | 18,00,310          | 4,79,787              | 1,48,801         | 24,28,898          | 40,27,557          | 12,58,331        | 77,09,786          |
| Bombay . . . . .                       | 17,62,253          | 25,974                | 1,77,369         | 19,65,596          | 30,05,063          | 10,61,786        | 60,32,445          |
| Bengal . . . . .                       | 18,67,612          | 3,22,238              | 44,877           | 22,34,727          | 73,54,235          | 19,16,423        | 1,15,05,385        |
| United Provinces . . . . .             | 32,61,407          | 3,41,321              | 1,31,653         | 37,34,381          | 18,33,369          | 7,94,784         | 63,62,534          |
| Punjab . . . . .                       | 47,48,334          | 11,82,630             | 1,97,624         | 61,28,588          | 33,07,698          | 9,88,475         | 1,04,24,761        |
| Burma . . . . .                        | 22,67,469          | 9,30,667              | 5,51,013         | 37,49,149          | 17,11,748          | 10,44,141        | 65,05,038          |
| Bihar and Orissa . . . . .             | 8,09,520           | 4,39,920              | 13,323           | 12,62,763          | 13,77,769          | 3,37,804         | 29,78,338          |
| Central Provinces and Berar . . . . .  | 12,13,105          | 3,20,614              | 1,43,855         | 16,77,574          | 6,56,620           | 1,70,978         | 25,05,172          |
| Assam . . . . .                        | 5,26,211           | 97,316                | 9,591            | 6,33,118           | 4,29,141           | 77,560           | 11,39,819          |
| North-West Frontier Province . . . . . | 5,28,042           | 11,476                | 32,884           | 5,72,402           | 1,47,772           | 72,577           | 7,92,751           |
| Coorg . . . . .                        | 34,781             | ..                    | ..               | 34,781             | 11,715             | 48               | 46,544             |
| Delhi . . . . .                        | 1,83,387           | 6,794                 | 57,938           | 2,48,119           | 1,11,346           | 75,385           | 4,34,850           |
| Ajmer-Merwara . . . . .                | 1,13,432           | ..                    | 10,617           | 1,24,049           | 86,953             | 50,286           | 2,61,288           |
| Baluchistan . . . . .                  | 73,852             | 4,543                 | 15,540           | 93,935             | 46,610             | 33,527           | 1,74,072           |
| Bangalore . . . . .                    | 78,521             | ..                    | ..               | 78,521             | 76,748             | 60,814           | 2,16,083           |
| Other Administered Areas . . . . .     | 69,973             | 10,559                | 21,625           | 1,02,157           | 1,20,154           | 1,43,145         | 2,65,456           |
| <b>INDIA</b> . . . . .                 | <b>1,93,38,209</b> | <b>41,73,839</b>      | <b>15,51,710</b> | <b>2,50,63,758</b> | <b>2,43,04,498</b> | <b>80,86,064</b> | <b>5,74,54,320</b> |

TABLE 34.—*Expenditure on Secondary Schools for Boys, by sources—contd.*

| Province.                              | 1931-32.           |                       |                  |                    |                    |                  |                    |
|--|--------------------|-----------------------|------------------|--------------------|--------------------|------------------|--------------------|
|  | Public Funds.      |                       |                  |                    | Fees.              | Other Sources.   | Total.             |
|  | Government Funds.  | District Board Funds. | Municipal Funds. | Total.             |                    |                  |                    |
|  | Rs.                | Rs.                   | Rs.              | Rs.                | Rs.                | Rs.              | Rs.                |
| Madras . . . . .                       | 18,80,230          | 9,96,662              | 1,78,009         | 30,54,901          | 44,49,014          | 13,68,699        | 88,72,814          |
| Bombay . . . . .                       | 17,53,466          | 54,801                | 2,19,607         | 20,27,874          | 38,26,701          | 10,73,242        | 69,27,817          |
| Bengal . . . . .                       | 20,70,043          | 3,34,786              | 59,464           | 24,55,293          | 85,94,461          | 20,58,163        | 1,31,07,917        |
| United Provinces . . . . .             | 41,25,910          | 3,25,890              | 1,89,320         | 46,41,120          | 24,36,334          | 6,19,509         | 76,96,968          |
| Punjab . . . . .                       | 60,79,292          | 14,80,119             | 2,18,726         | 86,78,137          | 40,04,794          | 8,41,924         | 1,85,24,855        |
| Burma . . . . .                        | 23,51,290          | 16,68,520             | 7,86,145         | 48,05,955          | 20,11,137          | 11,58,968        | 79,76,060          |
| Bihar and Orissa . . . . .             | 7,90,673           | 6,11,332              | 19,501           | 14,21,506          | 20,26,121          | 4,11,729         | 38,59,356          |
| Central Provinces and Berar . . . . .  | 12,02,034          | 5,16,487              | 1,28,978         | 18,47,499          | 9,69,669           | 2,16,464         | 30,33,632          |
| Assam . . . . .                        | 6,94,095           | 1,49,536              | 16,813           | 8,60,444           | 5,52,580           | 1,31,727         | 15,44,751          |
| North-West Frontier Province . . . . . | 7,92,680           | 22,492                | 35,270           | 8,50,442           | 1,91,325           | 89,204           | 11,30,971          |
| Coorg . . . . .                        | 39,365             | ..                    | ..               | 39,365             | 12,354             | 64               | 51,783             |
| Delhi . . . . .                        | 3,02,260           | 16,119                | 32,853           | 3,51,232           | 1,76,940           | 1,36,005         | 6,64,177           |
| Ajmer-Merwara . . . . .                | 1,51,179           | 60                    | 11,036           | 1,62,275           | 1,12,736           | 43,497           | 3,18,508           |
| Baluchistan . . . . .                  | 1,05,919           | 13,038                | 17,640           | 1,36,597           | 64,994             | 20,746           | 2,22,337           |
| Bangalore . . . . .                    | 83,743             | ..                    | 9,468            | 93,211             | 1,00,612           | 71,280           | 2,65,103           |
| Other Administered Areas . . . . .     | 1,77,228           | ..                    | 41,436           | 2,18,664           | 1,83,336           | 1,74,696         | 5,76,696           |
| <b>INDIA</b> . . . . .                 | <b>2,34,99,407</b> | <b>61,89,842</b>      | <b>19,55,266</b> | <b>3,16,44,515</b> | <b>2,97,18,108</b> | <b>84,15,917</b> | <b>6,97,73,540</b> |

107

TABLE 35.—Average annual cost of a Secondary School for boys.

| Provinces.                             | 1926-27.     | 1931-32.     |
|--|--------------|--------------|
|  | Rs.          | Rs.          |
| Madras . . . . .                       | 13,917       | 16,074       |
| Bombay . . . . .                       | 13,435       | 11,643       |
| Bengal . . . . .                       | 4,272        | 4,377        |
| United Provinces . . . . .             | 7,271        | 7,697        |
| Punjab . . . . .                       | 3,959        | 3,566        |
| Burma . . . . .                        | 4,773        | 6,231        |
| Bihar and Orissa . . . . .             | 4,267        | 4,381        |
| Central Provinces and Berar . . . . .  | 4,639        | 4,933        |
| Assam . . . . .                        | 3,304        | 3,380        |
| North-West Frontier Province . . . . . | 7,340        | 4,693        |
| Coorg . . . . .                        | 23,272       | 25,892       |
| Delhi . . . . .                        | 11,753       | 8,856        |
| Ajmer-Merwara . . . . .                | 9,577        | 9,652        |
| Baluchistan . . . . .                  | 13,390       | 18,528       |
| Bangalore . . . . .                    | 21,608       | 18,936       |
| Other Administered Areas . . . . .     | 14,056       | 21,359       |
| <b>INDIA</b> .                         | <b>5,539</b> | <b>5,551</b> |

TABLE 36.—Average annual cost of educating a pupil in a Secondary School for boys, by sources.

| Province.                              | In Anglo-Vernacular Schools. |                        |                   |                     |                              |             |                        |                   |                     |                              |
|--|------------------------------|------------------------|-------------------|---------------------|------------------------------|-------------|------------------------|-------------------|---------------------|------------------------------|
|  | 1926-27.                     |                        |                   |                     |                              | 1931-32.    |                        |                   |                     |                              |
|  | From Fees.                   | From Government Funds. | From Board Funds. | From other Sources. | Total annual cost per pupil. | From Fees.  | From Government Funds. | From Board Funds. | From other Sources. | Total annual cost per pupil. |
| Madras . . . . .                       | Rs. 24.1                     | Rs. 10.8               | Rs. 3.7           | Rs. 7.5             | Rs. 46.1                     | Rs. 24.2    | Rs. 10.2               | Rs. 6.4           | Rs. 7.5             | Rs. 48.3                     |
| Bombay . . . . .                       | 34.2                         | 20.0                   | 2.3               | 12.1                | 68.6                         | 36.0        | 16.5                   | 2.6               | 10.1                | 65.2                         |
| Bengal . . . . .                       | 19.2                         | 4.9                    | 0.9               | 5.0                 | 30.0                         | 20.2        | 4.9                    | 0.9               | 4.8                 | 30.8                         |
| United Provinces . . . . .             | 23.1                         | 34.2                   | 1.3               | 10.9                | 69.5                         | 22.5        | 34.6                   | 1.3               | 6.5                 | 64.9                         |
| Punjab . . . . .                       | 17.8                         | 13.4                   | 3.1               | 5.7                 | 40.0                         | 19.1        | 13.9                   | 3.0               | 4.2                 | 40.2                         |
| Burma . . . . .                        | 28.9                         | 38.2                   | 2.6               | 17.5                | 87.2                         | 27.7        | 31.1                   | 4.3               | 15.7                | 78.2                         |
| Bihar and Orissa . . . . .             | 18.0                         | 11.2                   | 2.1               | 4.5                 | 35.8                         | 17.8        | 7.1                    | 4.2               | 3.6                 | 32.7                         |
| Central Provinces and Berar . . . . .  | 21.2                         | 28.9                   | 3.6               | 5.1                 | 58.8                         | 25.7        | 24.9                   | 2.7               | 5.8                 | 59.1                         |
| Assam . . . . .                        | 14.9                         | 15.0                   | 1.0               | 2.7                 | 33.6                         | 14.3        | 15.8                   | 0.8               | 3.2                 | 34.1                         |
| North-West Frontier Province . . . . . | 11.0                         | 24.4                   | 2.7               | 5.5                 | 43.6                         | 11.6        | 24.3                   | 2.4               | 5.6                 | 43.9                         |
| Coorg . . . . .                        | 15.4                         | 45.9                   | ..                | 0.1                 | 61.4                         | 15.8        | 50.3                   | ..                | 0.1                 | 66.2                         |
| Delhi . . . . .                        | 13.6                         | 21.4                   | 7.5               | 9.4                 | 51.9                         | 15.6        | 22.9                   | 3.5               | 12.1                | 54.1                         |
| Ajmer-Merwara . . . . .                | 27.7                         | 30.7                   | 2.6               | 14.0                | 75.0                         | 25.5        | 29.3                   | 1.9               | 9.8                 | 66.5                         |
| Baluchistan . . . . .                  | 17.5                         | 26.3                   | 7.5               | 12.6                | 63.9                         | 17.9        | 27.4                   | 8.1               | 5.7                 | 59.1                         |
| Bangalore . . . . .                    | 24.7                         | 25.3                   | ..                | 19.6                | 69.6                         | 28.4        | 22.2                   | ..                | 20.0                | 70.6                         |
| Other Administered Areas . . . . .     | 20.9                         | 12.2                   | 5.6               | 24.9                | 63.6                         | 25.4        | 24.4                   | 5.5               | 24.3                | 79.6                         |
| <b>INDIA</b> . . . . .                 | <b>21.5</b>                  | <b>18.8</b>            | <b>2.1</b>        | <b>7.3</b>          | <b>44.7</b>                  | <b>22.2</b> | <b>18.2</b>            | <b>2.7</b>        | <b>6.4</b>          | <b>44.5</b>                  |

TABLE 36.—Average annual cost of educating a pupil in a Secondary School for Boys, by sources—contd.

| Province.                              | In Vernacular Schools. |                        |                   |                     |                             |            |                        |                   |                     |                              |
|--|------------------------|------------------------|-------------------|---------------------|-----------------------------|------------|------------------------|-------------------|---------------------|------------------------------|
|  | 1926-27.               |                        |                   |                     |                             | 1931-32.   |                        |                   |                     |                              |
|  | From Fees.             | From Government Funds. | From Board Funds. | From other Sources. | Total annual cost per pupil | From Fees. | From Government Funds. | From Board Funds. | From other Sources. | Total annual cost per pupil. |
| Rs.                                    | Rs.                    | Rs.                    | Rs.               | Rs.                 | Rs.                         | Rs.        | Rs.                    | Rs.               | Rs.                 | Rs.                          |
| Madras . . . . .                       | ..                     | ..                     | ..                | ..                  | ..                          | ..         | ..                     | ..                | ..                  | ..                           |
| Bombay . . . . .                       | ..                     | ..                     | ..                | ..                  | ..                          | ..         | ..                     | ..                | ..                  | ..                           |
| Bengal . . . . .                       | 5.1                    | 0.9                    | 4.9               | 2.8                 | 13.7                        | 6.4        | 1.2                    | 4.2               | 2.2                 | 14.0                         |
| United Provinces . . . . .             | 3.4                    | 14.1                   | 6.3               | 0.4                 | 24.2                        | 4.6        | 11.5                   | 4.6               | 0.4                 | 21.1                         |
| Punjab . . . . .                       | 1.2                    | 7.8                    | 2.7               | 0.1                 | 11.8                        | 1.2        | 9.8                    | 2.5               | 0.1                 | 13.6                         |
| Burma . . . . .                        | 0.4                    | 0.6                    | 12.0              | 0.3                 | 13.3                        | 0.2        | 1.0                    | 18.1              | 0.2                 | 19.5                         |
| Bihar and Orissa . . . . .             | 3.0                    | 0.1                    | 12.1              | 0.5                 | 15.7                        | 3.7        | ..                     | 12.4              | 0.6                 | 16.7                         |
| Central Provinces and Berar . . . . .  | 0.9                    | 6.4                    | 5.9               | 0.4                 | 13.6                        | 1.0        | 4.8                    | 7.8               | 0.2                 | 13.8                         |
| Assam . . . . .                        | 0.1                    | 5.3                    | 4.4               | 0.1                 | 9.9                         | 0.5        | 3.8                    | 5.1               | 0.4                 | 9.8                          |
| North-West Frontier Province . . . . . | 0.1                    | 17.5                   | 0.7               | ..                  | 18.3                        | 0.2        | 16.7                   | 0.8               | ..                  | 17.7                         |
| Coorg . . . . .                        | ..                     | ..                     | ..                | ..                  | ..                          | ..         | ..                     | ..                | ..                  | ..                           |
| Delhi . . . . .                        | 1.6                    | 11.1                   | 3.9               | ..                  | 16.6                        | 1.2        | 14.8                   | 3.2               | 0.1                 | 19.3                         |
| Ajmer-Merwara . . . . .                | 2.5                    | 39.0                   | 5.6               | 15.2                | 62.3                        | 4.0        | 32.6                   | 3.5               | 1.9                 | 42.0                         |
| Baluchistan . . . . .                  | ..                     | 88.4                   | ..                | ..                  | 88.4                        | ..         | 54.0                   | 8.4               | ..                  | 62.4                         |
| Bangalore . . . . .                    | ..                     | ..                     | ..                | ..                  | ..                          | ..         | 5.6                    | 10.3              | 0.5                 | 16.4                         |
| Other Administered Areas . . . . .     | ..                     | ..                     | ..                | ..                  | ..                          | 12.0       | 19.9                   | 15.6              | 8.1                 | 55.6                         |
| <b>INDIA</b>                           | <b>1.3</b>             | <b>6.8</b>             | <b>5.4</b>        | <b>0.3</b>          | <b>13.8</b>                 | <b>1.4</b> | <b>8.1</b>             | <b>5.7</b>        | <b>0.2</b>          | <b>15.4</b>                  |

TABLE 37.—Average annual fee per pupil in Secondary Schools for Boys.

| Province.                              | In Anglo-Vernacular Schools. |             | In Vernacular Schools. |            |
|--|------------------------------|-------------|------------------------|------------|
|  | 1926-27.                     | 1931-32.    | 1926-27.               | 1931-32.   |
|  | Rs.                          | Rs.         | Rs.                    | Rs.        |
| Madras . . . . .                       | 24.1                         | 24.2        | ..                     | ..         |
| Bombay . . . . .                       | 34.2                         | 36.0        | ..                     | ..         |
| Bengal . . . . .                       | 19.2                         | 20.2        | 5.1                    | 6.4        |
| United Provinces . . . . .             | 23.1                         | 22.5        | 3.4                    | 4.6        |
| Punjab . . . . .                       | 17.8                         | 19.1        | 1.2                    | 1.2        |
| Burma . . . . .                        | 28.9                         | 27.7        | 0.4                    | 0.2        |
| Bihar and Orissa . . . . .             | 18.0                         | 17.8        | 3.0                    | 3.7        |
| Central Provinces and Berar . . . . .  | 21.2                         | 25.7        | 0.9                    | 1.0        |
| Assam . . . . .                        | 14.9                         | 14.3        | 0.1                    | 0.5        |
| North-West Frontier Province . . . . . | 11.0                         | 11.6        | 0.1                    | 0.2        |
| Coorg . . . . .                        | 15.4                         | 15.8        | ..                     | ..         |
| Delhi . . . . .                        | 13.6                         | 15.6        | 1.6                    | 1.2        |
| Ajmer-Merwara . . . . .                | 27.7                         | 25.5        | 2.5                    | 4.0        |
| Baluchistan . . . . .                  | 17.5                         | 17.9        | ..                     | ..         |
| Bengalore . . . . .                    | 24.7                         | 28.4        | ..                     | ..         |
| Other Administered Areas . . . . .     | 20.9                         | 25.4        | ..                     | 12.0       |
| <b>INDIA</b> . . . . .                 | <b>21.5</b>                  | <b>22.2</b> | <b>1.3</b>             | <b>1.4</b> |



TABLE 38.—Grants-in-aid\* to Secondary Schools for Boys, by periods.

| Provinces.                     | 1891-92.         | 1896-97.         | 1901-02.         | 1906-07.         | 1911-12.         | 1916-17.         | 1921-22.         | 1926-27.         | 1931-32.           | Annual average for each school in 1926-27. | Annual average for each school in 1931-32. |
|--------------------------------|------------------|------------------|------------------|------------------|------------------|------------------|------------------|------------------|--------------------|--|--|
|                                | Rs.              | Rs.              | Rs.              | Rs.              | Rs.              | Rs.              | Rs.              | Rs.              | Rs.                | Rs.  | Rs.  |
| Madras . . . . .               | 1,47,081         | 1,58,060         | 1,69,470         | 2,48,746         | 2,16,163         | 3,47,256         | 6,33,408         | 9,37,218         | 8,86,978           | 3,093                                      | 3,256                                      |
| Bombay . . . . .               | 1,53,707         | 1,90,433         | 1,67,811         | 2,09,756         | 2,74,275         | 4,85,617         | 8,48,100         | 10,89,416        | 10,77,652          | 4,239                                      | 3,919                                      |
| Bengal† . . . . .              | 4,27,723         | 4,18,213         | 3,84,832         | 3,28,208         | 5,12,563         | 8,45,675         | 10,91,394        | 14,10,944        | 16,00,879          | 838  | 870  |
| United Provinces . . . . .     | 1,60,971         | 1,72,478         | 1,80,871         | 2,39,366         | 3,05,382         | 5,13,448         | 11,98,878        | 12,47,616        | 17,78,115          | 7,170                                      | 7,833                                      |
| Punjab‡ . . . . .              | 92,063           | 1,03,881         | 1,07,419         | 1,28,671         | 1,91,549         | 4,28,308         | 8,59,373         | 11,05,941        | 10,64,930          | 4,627                                      | 4,260                                      |
| Burma . . . . .                | 41,307           | 1,13,430         | 1,90,615         | 3,59,131         | 5,24,876         | 9,15,642         | 16,53,085        | 25,42,163        | 32,48,397          | 2,022                                      | 2,840                                      |
| Bihar and Orissa† . . . . .    | ..               | ..               | ..               | ..               | 92,861           | 2,04,713         | 3,66,758         | 5,28,703         | 5,76,683           | 1,445                                      | 1,363                                      |
| Central Provinces and Berar.   | 24,371           | 27,272           | 28,173           | 68,214           | 82,339           | 1,45,345         | 1,82,457         | 1,78,071         | 2,14,518           | 2,226                                      | 1,882                                      |
| Assam . . . . .                | 24,599           | 32,969           | 34,126           | (a)1,63,895      | 53,324           | 61,311           | 82,324           | 1,10,286         | 1,91,723           | 1,012                                      | 1,169                                      |
| North-West Frontier Province†. | ..               | ..               | 8,240            | 11,206           | 15,454           | 67,843           | 1,18,948         | 1,95,367         | 2,29,579           | 7,815                                      | 9,183                                      |
| Coorg . . . . .                | 1,200            | ..               | ..               | ..               | ..               | ..               | ..               | ..               | ..                 | ..   | ..   |
| Delhi‡ . . . . .               | ..               | ..               | ..               | ..               | ..               | 32,837           | 74,777           | 1,48,337         | 1,74,877           | 8,728                                      | 5,641                                      |
| Ajmer-Merwara . . . . .        | ..               | ..               | ..               | ..               | ..               | 20,495           | 26,626           | 33,942           | 59,171             | 2,628                                      | 3,698                                      |
| Baluchistan . . . . .          | ..               | ..               | ..               | ..               | ..               | 6,801            | 11,340           | 33,720           | 44,386             | 4,817                                      | 7,398                                      |
| Bangalore . . . . .            | ..               | ..               | ..               | ..               | ..               | 30,678           | 57,698           | 78,521           | 79,351             | 7,852                                      | 7,214                                      |
| Other Administered Areas       | ..               | ..               | ..               | ..               | ..               | ..               | ..               | 55,531           | 1,68,446           | 3,471                                      | 9,358                                      |
| <b>INDIA . . . . .</b>         | <b>10,73,023</b> | <b>12,16,726</b> | <b>12,71,357</b> | <b>17,57,193</b> | <b>22,68,786</b> | <b>41,05,969</b> | <b>72,05,166</b> | <b>96,95,776</b> | <b>1,18,97,685</b> | <b>2,128</b>                               | <b>2,866</b>                               |

\* Contribution from Government and Board Funds to aided schools.

† Bihar and Orissa was included in Bengal up to 1910-11.

‡ The Punjab included North-West Frontier Province up to 1900-01 and Delhi up to 1911-12.

(a) For Eastern Bengal and Assam.

TABLE 39.—Number and qualifications of teachers in Secondary Schools of all kinds, 1931-32.

| Province.                                     | Men teachers. |  |               |                                 |                                     | Women teachers. |  |              |                                 | Total number. | Total teachers.                        |                                       |                                     |
|---|---------------|--|---------------|---------------------------------|-------------------------------------|-----------------|--|--------------|---------------------------------|---------------|--|---------------------------------------|-------------------------------------|
|   | Total number. | Distributed according to qualifications. |               |                                 |                                     | Total number.   | Distributed according to qualifications. |              |                                 |               | Average number of teachers per school. | Average number of pupils per teacher. |                                     |
|   |               | Trained.                                 | Un-trained.   | Possessing a University degree. | Not possessing a University degree. |                 | Trained.                                 | Un-trained.  | Possessing a University degree. |               |  |                                       | Not possessing a University degree. |
| Madras . . . . .                              | 9,618         | 7,850                                    | 1,768         | 2,930                           | 6,688                               | 1,468           | 1,250                                    | 218          | 248                             | 1,220         | 11,086                                 | 17                                    | 19                                  |
| Bombay . . . . .                              | 5,580         | 970                                      | 4,554         | 2,338                           | 3,192                               | 1,244           | 547                                      | 697          | 203                             | 1,041         | 6,774                                  | 10                                    | 18                                  |
| Bengal . . . . .                              | 25,157        | 4,956                                    | 20,201        | 5,690                           | 19,467                              | 1,244           | 651                                      | 593          | 216                             | 1,028         | 26,401                                 | 8                                     | 17                                  |
| United Provinces . . . . .                    | 9,752         | 6,393                                    | 3,359         | 2,280                           | 7,472                               | 2,005           | 969                                      | 1,036        | 183                             | 1,822         | 11,757                                 | 9                                     | 18                                  |
| Punjab . . . . .                              | 22,847        | 20,018                                   | 2,829         | 2,319                           | 20,528                              | 1,620           | 1,104                                    | 516          | 115                             | 1,505         | 24,467                                 | 6                                     | 28                                  |
| Burma . . . . .                               | 5,557         | 3,753                                    | 1,804         | 407                             | 5,150                               | 2,328           | 2,004                                    | 324          | 98                              | 2,230         | 7,885                                  | 6                                     | 27                                  |
| Bihar and Orissa . . . . .                    | 6,583         | 3,495                                    | 3,088         | 1,015                           | 5,568                               | 415             | 298                                      | 117          | 37                              | 378           | 6,998                                  | 8                                     | 17                                  |
| Central Provinces and Berar . . . . .         | 4,713         | 3,220                                    | 1,493         | 568                             | 4,145                               | 398             | 273                                      | 125          | 43                              | 355           | 5,111                                  | 7                                     | 22                                  |
| Assam . . . . .                               | 2,718         | 1,115                                    | 1,603         | 467                             | 2,251                               | 304             | 132                                      | 172          | 38                              | 266           | 3,022                                  | 6                                     | 24                                  |
| North-West Frontier Province. Coorg . . . . . | 1,532         | 1,176                                    | 356           | 165                             | 1,367                               | 206             | 104                                      | 102          | 6                               | 200           | 1,738                                  | 7                                     | 26                                  |
| Delhi . . . . .                               | 86            | 36                                       | ..            | 16                              | 20                                  | 14              | 8  | 6            | 2                               | 12            | 50                                     | 17                                    | 21                                  |
| Delhi . . . . .                               | 711           | 533                                      | 178           | 178                             | 533                                 | 167             | 123                                      | 44           | 17                              | 150           | 878                                    | 10                                    | 20                                  |
| Ajmer-Merwara . . . . .                       | 281           | 123                                      | 158           | 86                              | 195                                 | 70              | 30                                       | 40           | 6                               | 64            | 351                                    | 8                                     | 16                                  |
| Baluchistan . . . . .                         | 162           | 127                                      | 35            | 34                              | 128                                 | 38              | 21                                       | 17           | ..                              | 38            | 200                                    | 11                                    | 25                                  |
| Bangalore . . . . .                           | 192           | 119                                      | 73            | 38                              | 154                                 | 188             | 148                                      | 40           | 20                              | 168           | 380                                    | 15                                    | 19                                  |
| Other Administered Areas                      | 388           | 143                                      | 245           | 112                             | 276                                 | 169             | 86                                       | 83           | 31                              | 138           | 557                                    | 14                                    | 17                                  |
| <b>INDIA</b>                                  | <b>95,777</b> | <b>54,033</b>                            | <b>41,744</b> | <b>18,643</b>                   | <b>77,134</b>                       | <b>11,878</b>   | <b>7,748</b>                             | <b>4,130</b> | <b>1,263</b>                    | <b>10,615</b> | <b>107,655</b>                         | <b>8</b>                              | <b>21</b>                           |

TABLE 40.—*Proportion of trained and graduate teachers in Secondary Schools of all kinds, 1931-32.*

| Province.                              | Percentage of trained teachers. |             | Percentage of teachers possessing a degree. |             |
|--|---------------------------------|-------------|---|-------------|
|  | Men.                            | Women.      | Men.  | Women.      |
| Madras . . . . .                       | 81.6                            | 85.1        | 30.5  | 16.9        |
| Bombay . . . . .                       | 17.6                            | 44.0        | 42.3  | 16.3        |
| Bengal . . . . .                       | 19.7                            | 52.3        | 22.6  | 17.4        |
| United Provinces . . . . .             | 65.7                            | 48.3        | 23.4  | 9.1         |
| Punjab . . . . .                       | 87.6                            | 68.1        | 10.2  | 7.1         |
| Burma . . . . .                        | 67.5                            | 86.1        | 7.3   | 4.2         |
| Bihar and Orissa . . . . .             | 53.1                            | 71.8        | 15.4  | 9.0         |
| Central Provinces and Berar . . . . .  | 68.3                            | 68.6'       | 12.1  | 10.8        |
| Assam . . . . .                        | 41.0                            | 43.4        | 17.2  | 12.5        |
| North-West Frontier Province . . . . . | 76.8                            | 50.5        | 10.8  | 2.9         |
| Coorg . . . . .                        | 100.0                           | 57.1        | 44.4  | 14.3        |
| Delhi . . . . .                        | 75.0                            | 73.7        | 25.0  | 10.2        |
| Ajmer-Merwara . . . . .                | 43.8                            | 42.9        | 30.6  | 8.6         |
| Baluchistan . . . . .                  | 78.4                            | 55.3        | 20.9  | ..          |
| Bangalore . . . . .                    | 61.9                            | 78.7        | 19.8  | 10.6        |
| Other Administered Areas . . . . .     | 36.9                            | 50.8        | 28.9  | 18.3        |
| <b>INDIA</b>                           | <b>56.4</b>                     | <b>65.2</b> | <b>19.5</b>                                 | <b>10.1</b> |

IV. PRIMARY SCHOOLS FOR BOYS.

TABLE 41.—Primary schools for boys, by periods.

| Province.                                  | 1896-97.      | 1901-02.      | 1906-07.       | 1911-12.       | 1916-17.       | 1921-22.       | 1926-27.       | 1931-32.       | Increase (+) or Decrease (—) in 1931-32. | Percentage (+) or Decrease (—) in 1931-32. |
|--|---------------|---------------|----------------|----------------|----------------|----------------|----------------|----------------|--|--|
| Madras . . . . .                           | 19,992        | 19,093        | 21,379         | 24,044         | 28,881         | 33,635         | 46,389         | 46,692         | +303                                     | +·07                                       |
| Bombay . . . . .                           | 8,828         | 8,219         | 9,485          | 11,609         | 9,645          | 11,170         | 12,313         | 13,110         | +797                                     | +6·5                                       |
| Bengal (a) . . . . .                       | 49,660        | 45,922        | 33,962         | 28,606         | 32,595         | 35,621         | 38,197         | 43,724         | +5,527                                   | +14·5                                      |
| United Provinces . . . . .                 | 6,025         | 6,773         | 9,545          | 9,258          | 10,540         | 15,496         | 18,818         | 19,769         | +951                                     | +5·0                                       |
| Punjab (b) . . . . .                       | 2,453         | 2,257         | 3,151          | 3,417          | 4,918          | 5,627          | 5,912          | 5,611          | —301                                     | —5·1                                       |
| Burma . . . . .                            | 4,688         | 3,927         | 4,950          | 4,764          | 6,788          | 4,374          | 3,913          | 4,128          | +215                                     | +5·5                                       |
| Bihar and Orissa (a) . . . . .             | ..            | ..            | ..             | 21,990         | 22,164         | 22,448         | 27,457         | 25,124         | —2,333                                   | —8·5                                       |
| Central Provinces and Berar . . . . .      | 3,384         | 3,035         | 2,645          | 3,195          | 3,698          | 3,987          | 4,189          | 4,152          | —37                                      | —·09                                       |
| Assam . . . . .                            | 2,787         | 2,776         | (c) 17,531     | 3,469          | 3,868          | 3,957          | 4,377          | 5,259          | +882                                     | +20·1                                      |
| North-West Frontier Province (b) . . . . . | ..            | 154           | 217            | 260            | 585            | 625            | 547            | 597            | +50                                      | +9·1                                       |
| Coorg . . . . .                            | 74            | 70            | 82             | 80             | 92             | 99             | 99             | 100            | +1                                       | +1·0                                       |
| Delhi (b) . . . . .                        | ..            | ..            | ..             | ..             | 96             | 132            | 148            | 166            | +18                                      | +12·2                                      |
| Ajmer-Merwara . . . . .                    | ..            | ..            | ..             | ..             | 114            | 134            | 147            | 219            | +72                                      | +48·9                                      |
| Baluchistan . . . . .                      | ..            | ..            | ..             | ..             | 56             | 66             | 71             | 86             | +15                                      | +21·1                                      |
| Bangalore . . . . .                        | ..            | ..            | ..             | ..             | 41             | 66             | 48             | 51             | +3                                       | +6·25                                      |
| Other Administered Areas . . . . .         | ..            | ..            | ..             | ..             | ..             | ..             | 41             | 47             | +6                                       | +14·6                                      |
| <b>INDIA</b> . . . . .                     | <b>97,881</b> | <b>92,226</b> | <b>102,947</b> | <b>110,692</b> | <b>124,081</b> | <b>137,437</b> | <b>162,666</b> | <b>168,835</b> | <b>+6,169</b>                            | <b>+3·8</b>                                |

(a) Bihar and Orissa was included in Bengal upto 1910-11. (b) The Punjab included North-West Frontier Province upto 1900-01 and Delhi upto 1911-12. (c) For Eastern Bengal and Assam.

TABLE 42.—Primary schools for boys, by management.

| Province.                              | 1926-27.     |               |                 |                  |                  |                |               |                  |               |                |                |                  |
|--|--------------|---------------|-----------------|------------------|------------------|----------------|---------------|------------------|---------------|----------------|----------------|------------------|
|  | Government.  |               | District Board. |                  | Municipal Board. |                | Aided.        |                  | Unaided.      |                | Total.         |                  |
|  | Schools.     | Pupils.       | Schools.        | Pupils.          | Schools.         | Pupils.        | Schools.      | Pupils.          | Schools.      | Pupils.        | Schools.       | Pupils.          |
| Madras . . . . .                       | 1,690        | 65,878        | 12,806          | 671,245          | 1,180            | 96,169         | 28,816        | 1,081,186        | 2,448         | 70,167         | 46,889         | 1,986,645        |
| Bombay . . . . .                       | 32           | 4,268         | 8,034           | 558,832          | 1,057            | 184,832        | 2,203         | 105,449          | 87            | 4,193          | 12,543         | 852,569          |
| Bengal . . . . .                       | 97           | 8,646         | 3,616           | 163,850          | 167              | 18,051         | 29,994        | 1,077,401        | 4,323         | 136,587        | 38,197         | 1,399,535        |
| United Provinces . . . . .             | 14           | 894           | 13,759          | 822,286          | 787              | 69,788         | 4,201         | 141,276          | 107           | 4,208          | 18,818         | 1,038,463        |
| Punjab . . . . .                       | 15           | 1,313         | 4,450           | 235,733          | 260              | 39,054         | 986           | 59,091           | 192           | 7,987          | 5,913          | 393,178          |
| Burma . . . . .                        | 24           | 1,427         | 14              | 578              | 2                | 242            | 3,873         | 205,419          | ..            | ..             | 3,918          | 307,668          |
| Bihar and Orissa . . . . .             | 114          | 6,409         | 2,213           | 119,183          | 287              | 15,708         | 20,861        | 643,524          | 3,982         | 90,642         | 27,457         | 875,666          |
| Central Provinces and Berar . . . . .  | 9            | 1,089         | 3,419           | 209,358          | 802              | 39,555         | 817           | 14,289           | 142           | 5,781          | 4,189          | 370,072          |
| Assam . . . . .                        | 184          | 5,536         | 3,131           | 160,831          | 35               | 3,338          | 723           | 19,705           | 304           | 9,993          | 4,377          | 199,903          |
| North-West Frontier Province . . . . . | ..           | ..            | 517             | 27,608           | 16               | 2,024          | 9             | 868              | 5             | 469            | 647            | 30,968           |
| Coorg . . . . .                        | 5            | 1,364         | 87              | 5,361            | 8                | 247            | 4             | 335              | ..            | ..             | 99             | 7,307            |
| Delhi . . . . .                        | ..           | ..            | 65              | 2,455            | 36               | 3,218          | 47            | 3,267            | ..            | ..             | 143            | 3,940            |
| Ajmer-Merwara . . . . .                | 99           | 4,291         | ..              | ..               | 4                | 348            | 18            | 1,410            | 26            | 660            | 147            | 6,709            |
| Baluchistan . . . . .                  | 61           | 1,494         | 7               | 185              | 1                | 53             | 2             | 102              | ..            | ..             | 71             | 1,334            |
| Bangalore . . . . .                    | 2            | 66            | ..              | ..               | 12               | 1,468          | 33            | 3,318            | ..            | 86             | 48             | 4,933            |
| Other Administered Areas . . . . .     | 1            | 161           | 1               | 84               | 21               | 3,980          | 18            | 1,939            | ..            | ..             | 41             | 6,164            |
| <b>INDIA . . . . .</b>                 | <b>2,347</b> | <b>97,331</b> | <b>52,533</b>   | <b>3,032,599</b> | <b>4,070</b>     | <b>430,575</b> | <b>92,104</b> | <b>3,256,579</b> | <b>11,617</b> | <b>330,972</b> | <b>162,666</b> | <b>7,390,546</b> |

TABLE 42.—Primary schools for boys, by management—contd.

| Province.                              | 1931-32.     |                |                 |                  |                  |                |               |                  |              |                |                |                  |
|--|--------------|----------------|-----------------|------------------|------------------|----------------|---------------|------------------|--------------|----------------|----------------|------------------|
|  | Government.  |                | District Board. |                  | Municipal Board. |                | Aided.        |                  | Unaided.     |                | Total.         |                  |
|  | Schools.     | Pupils.        | Schools.        | Pupils.          | Schools.         | Pupils.        | Schools.      | Pupils.          | Schools.     | Pupils.        | Schools.       | Pupils.          |
| Madras . . . . .                       | 1,686        | 74,638         | 15,650          | 844,852          | 1,116            | 122,148        | 27,564        | 1,200,999        | 676          | 23,323         | 46,692         | 3,265,960        |
| Bombay . . . . .                       | 81           | 3,755          | 9,523           | 623,908          | 1,156            | 222,794        | 2,232         | 119,327          | 168          | 6,082          | 13,110         | 975,966          |
| Bengal . . . . .                       | 83           | 3,620          | 3,954           | 188,410          | 257              | 30,084         | 34,725        | 1,302,585        | 4,705        | 157,804        | 43,724         | 1,632,503        |
| United Provinces . . . . .             | 14           | 1,039          | 14,533          | 384,887          | 809              | 93,446         | 4,287         | 151,820          | 126          | 5,457          | 19,769         | 1,136,649        |
| Punjab . . . . .                       | 15           | 1,314          | 4,191           | 260,943          | 313              | 52,164         | 1,003         | 68,547           | 89           | 3,902          | 5,611          | 386,870          |
| Burma . . . . .                        | 25           | 1,507          | 15              | 809              | 8                | 971            | 4,077         | 252,420          | ..           | ..             | 4,128          | 255,707          |
| Bihar and Orissa . . . . .             | 12           | 699            | 2,009           | 150,757          | 379              | 22,343         | 19,170        | 586,229          | 2,654        | 60,745         | 25,124         | 820,773          |
| Central Provinces and Berar . . . . .  | 3            | 412            | 3,471           | 223,169          | 408              | 61,166         | 132           | 10,712           | 138          | 5,787          | 4,162          | 301,246          |
| Assam . . . . .                        | 274          | 7,777          | 3,747           | 196,153          | 40               | 4,647          | 690           | 20,392           | 508          | 18,761         | 5,259          | 247,720          |
| North-West Frontier Province . . . . . | ..           | ..             | 561             | 25,458           | 19               | 3,301          | 13            | 1,524            | 4            | 385            | 597            | 30,668           |
| Coorg . . . . .                        | 5            | 1,473          | 86              | 6,029            | 3                | 305            | 6             | 533              | ..           | ..             | 100            | 8,340            |
| Delhi . . . . .                        | ..           | ..             | 55              | 2,186            | 43               | 6,899          | 68            | 5,949            | ..           | ..             | 166            | 17,034           |
| Ajmer-Merwara . . . . .                | 146          | 7,003          | ..              | ..               | 6                | 925            | 42            | 2,736            | 23           | 1,141          | 219            | 11,896           |
| Baluchistan . . . . .                  | 75           | 1,940          | 5               | 124              | 1                | 110            | 5             | 217              | ..           | ..             | 86             | 2,891            |
| Bangalore . . . . .                    | 1            | 59             | ..              | ..               | 15               | 1,753          | 35            | 3,409            | ..           | ..             | 51             | 5,221            |
| Other Administered Areas . . . . .     | 2            | 367            | 4               | 133              | 23               | 4,359          | 17            | 1,775            | 1            | 160            | 47             | 6,794            |
| <b>INDIA . . . . .</b>                 | <b>2,377</b> | <b>106,693</b> | <b>28,704</b>   | <b>3,407,818</b> | <b>4,696</b>     | <b>629,415</b> | <b>99,066</b> | <b>3,729,174</b> | <b>9,092</b> | <b>283,547</b> | <b>168,835</b> | <b>8,156,647</b> |

TABLE 43.—*Pupils in Primary Schools for boys, by periods.*

| Province.                                  | 1896-97.         | 1901-02.         | 1906-07.         | 1911-12.         | 1916-17.         | 1921-22.         | 1926-27          | 1931-32.         | Increase<br>(+) or<br>decrease<br>(-) in<br>1931-32. | Percentage<br>increase<br>(+) or<br>decrease<br>(-) in<br>1931-32. |
|--|------------------|------------------|------------------|------------------|------------------|------------------|------------------|------------------|--|--|
| Madras . . . . .                           | 583,964          | 688,626          | 692,409          | 940,689          | 1,232,182        | 1,372,661        | 1,986,645        | 2,265,960        | +279,315   | +14.1  |
| Bombay . . . . .                           | 518,082          | 463,452          | 516,719          | 672,391          | 570,354          | 693,103          | 852,569          | 975,866          | +123,297   | +14.5  |
| Bengal (a) . . . . .                       | 1,243,803        | 1,212,356        | 954,027          | 1,074,100        | 1,160,177        | 1,165,063        | 1,399,535        | 1,682,503        | +282,968   | +20.2  |
| United Provinces . . . . .                 | 207,116          | 324,699          | 418,480          | 480,544          | 649,227          | 787,737          | 1,038,452        | 1,136,649        | +98,197  | +9.5   |
| Punjab (b) . . . . .                       | 108,315          | 100,715          | 141,559          | 179,588          | 245,819          | 270,704          | 393,178          | 386,870          | -6,308   | -1.6   |
| Burma . . . . .                            | 119,250          | 116,839          | 156,884          | 161,236          | 222,486          | 172,698          | 207,666          | 255,707          | +48,041  | +23.1  |
| Bihar and Orissa (a) . . . . .             | ..               | ..               | ..               | 613,359          | 619,356          | 629,666          | 875,666          | 820,773          | -54,893  | -6.3   |
| Central Provinces and Berar . . . . .      | 163,794          | 169,347          | 177,347          | 239,711          | 269,452          | 242,065          | 270,072          | 301,246          | +31,174  | +11.5  |
| Assam . . . . .                            | 79,955           | 83,214           | (c)560,711       | 141,748          | 171,015          | 158,691          | 199,903          | 247,730          | +47,827  | +23.9  |
| North-West Frontier Province (b) . . . . . | ..               | 7,365            | 9,928            | 14,129           | 25,097           | 25,999           | 30,968           | 30,668           | -300   | -0.9   |
| Coorg . . . . .                            | 3,924            | 3,578            | 3,604            | 5,153            | 6,414            | 6,880            | 7,307            | 8,340            | +1,033   | +14.1  |
| Delhi (b) . . . . .                        | ..               | ..               | ..               | ..               | 6,072            | 5,439            | 8,940            | 17,034           | +8,094   | +90.5  |
| Ajmer-Merwara . . . . .                    | ..               | ..               | ..               | ..               | 5,624            | 5,822            | 6,709            | 11,895           | +5,186   | +77.3  |
| Baluchistan . . . . .                      | ..               | ..               | ..               | ..               | 1,472            | 1,676            | 1,834            | 2,391            | +557   | +30.4  |
| Bangalore . . . . .                        | ..               | ..               | ..               | ..               | 3,664            | 5,233            | 4,938            | 5,221            | +283   | +5.7   |
| Other Administered Areas . . . . .         | ..               | ..               | ..               | ..               | ..               | ..               | 6,164            | 6,794            | +630   | +10.2  |
| <b>INDIA</b> . . . . .                     | <b>3,028,208</b> | <b>3,070,191</b> | <b>3,630,668</b> | <b>4,522,648</b> | <b>5,188,411</b> | <b>5,548,437</b> | <b>7,290,546</b> | <b>8,155,647</b> | <b>+865,101</b>                                      | <b>+11.9</b>   |

(a) Bihar and Orissa was included in Bengal up to 1910-11. (b) The Punjab included North-West Frontier Province up to 1900-01 and Delhi up to 1911-12. (c) For Eastern Bengal and Assam.

TABLE 44.—Average number of pupils in a Primary School for boys, by periods.

| Province.                               | 1891-92.  | 1896-97.  | 1901-02.  | 1906-07.  | 1911-12.  | 1916-17.  | 1921-22.  | 1926-27.  | 1931-32.  | Percentage increase (+) or decrease (—) in 1931-32. |
|---|-----------|-----------|-----------|-----------|-----------|-----------|-----------|-----------|-----------|---|
| Madras . . . . .                        | 29        | 29        | 31        | 32        | 39        | 43        | 41        | 43        | 48        | +11·6   |
| Bombay . . . . .                        | 57        | 59        | 56        | 54        | 58        | 59        | 62        | 69        | 74        | +7·2  |
| Bengal* . . . . .                       | 23        | 25        | 26        | 28        | 38        | 36        | 33        | 7         | 38        | +2·7  |
| United Provinces . . . . .              | 35        | 34        | 48        | 44        | 52        | 62        | 51        | 55        | 57        | +3·6  |
| Punjab† . . . . .                       | 51        | 44        | 44        | 45        | 53        | 50        | 48        | 67        | 69        | +3·0  |
| Burma . . . . .                         | 22        | 25        | 30        | 31        | 34        | 33        | 39        | 53        | 62        | +17·0   |
| Bihar and Orissa* . . . . .             | ..        | ..        | ..        | ..        | 28        | 28        | 28        | 32        | 32        | ..  |
| Central Provinces and Berar . . . . .   | 47        | 49        | 56        | 67        | 75        | 73        | 61        | 64        | 72        | +12·5   |
| Assam . . . . .                         | 29        | 29        | 30        | 32        | 41        | 44        | 40        | 46        | 47        | +2·2  |
| North-West Frontier Province† . . . . . | ..        | ..        | 48        | 46        | 54        | 43        | 42        | 57        | 51        | —10·5   |
| Coorg . . . . .                         | 57        | 53        | 51        | 44        | 64        | 70        | 69        | 74        | 83        | +12·2   |
| Delhi‡ . . . . .                        | ..        | ..        | ..        | ..        | ..        | 63        | 41        | 60        | 102       | +70·0   |
| Ajmer-Merwara . . . . .                 | ..        | ..        | ..        | ..        | ..        | 49        | 43        | 46        | 54        | +17·4   |
| Baluchistan . . . . .                   | ..        | ..        | ..        | ..        | ..        | 26        | 25        | 26        | 28        | +7·7  |
| Bangalore . . . . .                     | ..        | ..        | ..        | ..        | ..        | 89        | 79        | 103       | 102       | —0·97   |
| Other Administered Areas . . . . .      | ..        | ..        | ..        | ..        | ..        | ..        | ..        | 150       | 145       | —3·3  |
| <b>INDIA . . . . .</b>                  | <b>29</b> | <b>31</b> | <b>33</b> | <b>36</b> | <b>41</b> | <b>42</b> | <b>40</b> | <b>45</b> | <b>48</b> | <b>+6·7</b>   |

\* Bihar and Orissa was included in Bengal up to 1910-11.

† The Punjab included North-West Frontier Province up to 1900-01 and Delhi up to 1911-12.

‡ For Eastern Bengal and Assam.



TABLE 45.—*Expenditure on Primary Schools for boys, by periods.*

| Province.                               | 1896-97.         | 1901-02.           | 1906-07.           | 1911-12.           | 1916-17.           | 1921-22.           | 1926-27.           | 1931-32.           |
|---|------------------|--------------------|--------------------|--------------------|--------------------|--------------------|--------------------|--------------------|
|   | Rs.              | Rs.                | Rs.                | Rs.                | Rs.                | Rs.                | Rs.                | Rs.                |
| Madras . . . . .                        | 18,16,175        | 19,54,646          | 25,48,206          | 37,74,284          | 58,87,538          | 87,37,951          | 1,42,83,224        | 1,91,22,295        |
| Bombay . . . . .                        | 29,47,720        | 30,59,950          | 36,86,511          | 50,01,580          | 53,71,241          | 1,25,31,381        | 1,63,56,585        | 1,67,65,007        |
| Bengal* . . . . .                       | 28,90,289        | 30,56,309          | 25,96,846          | 26,93,449          | 38,19,891          | 45,03,024          | 56,59,990          | 67,23,922          |
| United Provinces . . . . .              | 6,75,060         | 11,91,807          | 13,31,445          | 16,43,050          | 26,15,048          | 62,92,110          | 78,49,243          | 89,03,340          |
| Punjab† . . . . .                       | 4,79,207         | 4,56,179           | 6,41,177           | 8,87,087           | 15,82,683          | 27,35,680          | 34,99,920          | 37,98,489          |
| Burma . . . . .                         | 2,06,309         | 3,21,935           | 5,48,892           | 6,22,283           | 8,63,352           | 11,83,218          | 16,18,776          | 21,13,837          |
| Bihar and Orissa* . . . . .             | ..               | ..                 | ..                 | 17,31,493          | 24,86,584          | 32,42,545          | 51,06,941          | 51,94,858          |
| Central Provinces and Berar . . . . .   | 5,79,035         | 6,60,172           | 7,45,996           | 10,30,075          | 14,31,206          | 25,11,515          | 29,09,144          | 30,96,389          |
| Assam . . . . .                         | 2,45,135         | 2,62,563           | (a)15,03,811       | 4,87,083           | 6,91,429           | 8,38,695           | 10,21,936          | 12,22,269          |
| North-West Frontier Province† . . . . . | ..               | 33,990             | 45,282             | 64,804             | 1,70,538           | 3,58,914           | 3,23,310           | 3,84,304           |
| Coorg . . . . .                         | 16,533           | 16,966             | 22,737             | 27,265             | 40,931             | 58,951             | 84,520             | 1,00,068           |
| Delhi† . . . . .                        | ..               | ..                 | ..                 | ..                 | 78,049             | 1,02,886           | 1,74,494           | 2,73,857           |
| Ajmer-Merwara . . . . .                 | ..               | ..                 | ..                 | ..                 | 44,185             | 91,746             | 1,00,974           | 1,30,380           |
| Baluchistan . . . . .                   | ..               | ..                 | ..                 | ..                 | 31,172             | 74,354             | 63,045             | 67,250             |
| Bangalore . . . . .                     | ..               | ..                 | ..                 | ..                 | 43,942             | 84,474             | 83,074             | 83,345             |
| Other Administered Areas . . . . .      | ..               | ..                 | ..                 | ..                 | ..                 | ..                 | 85,150             | 1,09,559           |
| <b>INDIA . . . . .</b>                  | <b>98,55,463</b> | <b>1,10,14,517</b> | <b>1,36,70,903</b> | <b>1,79,62,453</b> | <b>2,51,57,789</b> | <b>4,38,47,444</b> | <b>5,92,20,326</b> | <b>6,80,98,169</b> |

\* Bihar and Orissa was included in Bengal upto 1910-11.

† The Punjab included North-West Frontier Province up to 1900-01 and Delhi upto 1911-12.

(a) For Eastern Bengal and Assam.

TABLE 46.—Expenditure on Primary Schools for boys, by sources.

| Province.                              | 1926-27.           |                       |                        |                    |                  |                  |                    |             |
|--|--------------------|-----------------------|------------------------|--------------------|------------------|------------------|--------------------|-------------|
|  | Public Funds.      |                       |                        |                    | Fees.            | Other sources.   | Grand Total.       |             |
|  | Government Funds.  | District Board Funds. | Municipal Board Funds. | Total.             |                  |                  |                    |             |
| Rs.                                    | Rs.                | Rs.                   | Rs.                    | Rs.                | Rs.              | Rs.              |                    |             |
| Madras . . . . .                       | 73,80,086          | 30,16,242             | 8,14,211               | 1,12,40,539        | 7,95,653         | 22,47,032        | 1,42,83,224        |             |
| Bombay . . . . .                       | 1,05,29,421        | 13,42,466             | 29,97,496              | 1,47,89,383        | 4,48,006         | 11,39,196        | 1,63,56,585        |             |
| Bengal . . . . .                       | 18,10,435          | 7,27,857              | 2,57,952               | 27,96,244          | 22,84,351        | 5,79,395         | 56,59,990          |             |
| United Provinces . . . . .             | 55,93,542          | 13,50,092             | 6,03,867               | 74,47,501          | 2,13,952         | 1,87,790         | 78,49,243          |             |
| Punjab . . . . .                       | 22,54,109          | 6,49,214              | 3,45,245               | 32,48,568          | 78,341           | 1,73,011         | 34,99,920          |             |
| Burma . . . . .                        | 60,687             | 11,66,481             | 2,81,429               | 15,08,597          | 46,445           | 63,734           | 16,19,776          |             |
| Bihar and Orissa . . . . .             | 1,18,666           | 29,80,755             | 1,94,515               | 32,93,936          | 10,18,703        | 7,94,302         | 51,06,941          |             |
| Central Provinces and Berar . . . . .  | 16,04,737          | 6,32,551              | 4,13,955               | 26,51,243          | 69,313           | 1,88,588         | 29,09,144          |             |
| Assam . . . . .                        | 6,19,911           | 2,38,258              | 15,514                 | 8,73,683           | 1,518            | 1,46,725         | 10,21,936          |             |
| North-West Frontier Province . . . . . | 2,33,690           | 36,750                | 41,366                 | 3,11,806           | 6                | 11,498           | 3,23,310           |             |
| Coorg . . . . .                        | 34,578             | 40,571                | 1,701                  | 76,850             | 6,342            | 1,328            | 84,520             |             |
| Delhi . . . . .                        | 85,446             | 8,546                 | 41,689                 | 1,35,681           | 4,132            | 34,681           | 1,74,494           |             |
| Ajmer-Merwara . . . . .                | 46,181             | 13,258                | 4,200                  | 63,639             | 10,493           | 26,842           | 1,00,974           |             |
| Baluchistan . . . . .                  | 46,660             | 13,675                | 1,232                  | 61,567             | ..               | 1,478            | 63,045             |             |
| Bangalore . . . . .                    | 25,475             | ..                    | 28,807                 | 54,282             | 3,467            | 25,325           | 83,074             |             |
| Other Administered Areas . . . . .     | 25,682             | 10,844                | 24,516                 | 61,042             | 8,648            | 15,460           | 85,150             |             |
| <b>INDIA</b> . . . . .                 | <b>3,04,69,306</b> | <b>1,22,27,570</b>    | <b>58,97,695</b>       | <b>4,85,94,571</b> | <b>49,89,370</b> | <b>56,36,385</b> | <b>5,92,20,326</b> |             |
| INDIA . . . . .                        | 1921-22. . . . .   | 2,33,98,645           | 78,60,432              | 36,08,172          | 3,48,67,249      | 46,31,758        | 38,48,437          | 4,33,47,444 |
|  | 1916-17. . . . .   | 56,65,218             | 1,01,70,382            | 21,01,904          | 1,79,37,504      | 45,65,223        | 26,55,062          | 2,51,57,789 |
|  | 1911-12. . . . .   | 37,11,156             | 59,18,455              | 13,13,040          | 1,09,42,951      | 40,87,051        | 29,31,851          | 1,79,62,463 |
|  | 1906-07. . . . .   | 20,74,114             | 53,04,944              | 8,71,314           | 82,50,372        | 32,03,786        | 22,16,745          | 1,36,70,903 |
|  | 1901-02. . . . .   | 13,33,877             | 34,76,909              | 6,31,108           | 54,41,894        | 30,49,655        | 20,53,111          | 1,05,44,660 |
|  | 1896-97. . . . .   | 13,48,347             | 32,47,914              | 5,78,709           | 51,70,970        | 29,01,675        | 17,82,818          | 98,55,463   |
|  | 1891-92. . . . .   | 11,14,287             | 28,49,553              | 4,90,378           | 44,54,218        | 27,45,075        | 14,05,250          | 86,04,543   |

TABLE 46.—*Expenditure on Primary Schools for boys, by sources—contd.*

| Province.                              | 1931-32.          |                       |                        |             |           |                |              |
|--|-------------------|-----------------------|------------------------|-------------|-----------|----------------|--------------|
|  | Public Funds.     |                       |                        |             | Fees.     | Other sources. | Grand Total. |
|  | Government Funds. | District Board Funds. | Municipal Board Funds. | Total.      |           |                |              |
|  | Rs.               | Rs.                   | Rs.                    | Rs.         | Rs.       | Rs.            | Rs.          |
| Madras . . . . .                       | 1,06,84,948       | 37,35,320             | 12,12,117              | 1,55,82,385 | 6,22,383  | 29,17,527      | 1,91,22,295  |
| Bombay . . . . .                       | 1,01,77,507       | 15,91,010             | 32,95,434              | 1,50,63,951 | 4,46,478  | 12,54,578      | 1,67,65,007  |
| Bengal . . . . .                       | 22,14,602         | 7,22,935              | 6,88,680               | 36,26,217   | 24,25,268 | 6,72,447       | 67,23,922    |
| United Provinces. . . . .              | 59,87,239         | 18,57,947             | 6,09,911               | 84,55,097   | 2,77,080  | 171,163        | 89,03,340    |
| Punjab . . . . .                       | 24,83,050         | 5,80,069              | 4,70,923               | 35,34,042   | 71,551    | 1,92,896       | 37,98,469    |
| Burma . . . . .                        | 82,761            | 15,08,878             | 4,38,868               | 20,30,497   | 33,168    | 50,172         | 21,13,837    |
| Bihar and Orissa . . . . .             | 82,345            | 32,33,131             | 2,48,063               | 35,63,539   | 9,15,605  | 7,15,714       | 51,94,858    |
| Central Provinces and Berar . . . . .  | 10,21,817         | 11,83,525             | 6,37,101               | 2,842,443   | 72,778    | 1,81,168       | 30,96,389    |
| Assam . . . . .                        | 7,77,010          | 2,44,515              | 23,779                 | 10,45,304   | 492       | 1,76,473       | 12,22,269    |
| North-West Frontier Province . . . . . | 2,99,759          | 19,100                | 55,265                 | 374,124     | 109       | 10,071         | 3,84,304     |
| Coorg . . . . .                        | 43,537            | 48,762                | 3,321                  | 95,620      | 2,365     | 2,083          | 1,00,068     |
| Delhi . . . . .                        | 1,20,028          | 1,466                 | 97,609                 | 2,19,103    | 323       | 54,431         | 2,73,857     |
| Ajmer-Merwara . . . . .                | 65,384            | 14,696                | 17,321                 | 97,401      | 9,499     | 32,480         | 1,39,380     |
| Baluchistan . . . . .                  | 54,345            | 8,163                 | 1,304                  | 63,812      | 234       | 3,204          | 67,250       |
| Bangalore . . . . .                    | 37,411            | ..                    | 20,792                 | 58,203      | 1,178     | 23,964         | 83,345       |
| Other Administered Areas . . . . .     | 31,148            | ..                    | 46,981                 | 78,129      | 8,322     | 23,108         | 1,09,559     |
| INDIA . . . . .                        | 3,41,12,891       | 1,47,49,517           | 78,67,459              | 5,67,29,867 | 48,86,823 | 64,81,479      | 6,80,98,169  |

TABLE 47.—Expenditure on Primary Schools for boys, by management.

| Province.                              | Expenditure on      |                   |                    |                   | Total Expenditure. |
|--|---------------------|-------------------|--------------------|-------------------|--------------------|
|  | Government schools. | Board schools.    | Aided schools.     | Un-aided schools. |                    |
| 1931-32.                               | Rs.                 | Rs.               | Rs.                | Rs.               | Rs.                |
| Madras . . . . .                       | 9,72,720            | 1,03,56,433       | 77,25,279          | 67,863            | 1,91,22,295        |
| Bombay . . . . .                       | 1,07,206            | 1,47,38,753       | 18,44,994          | 74,054            | 1,67,65,007        |
| Bengal . . . . .                       | 97,514              | 15,13,583         | 48,50,995          | 2,61,830          | 67,23,922          |
| United Provinces . . . . .             | 10,488              | 81,24,406         | 7,40,521           | 27,925            | 89,03,340          |
| Punjab . . . . .                       | 15,002              | 32,48,386         | 5,19,283           | 15,818            | 37,98,489          |
| Burma . . . . .                        | 16,446              | 27,120            | 20,70,271          | ..                | 21,13,837          |
| Bihar and Orissa . . . . .             | 11,338              | 14,17,013         | 36,05,941          | 1,60,566          | 51,94,858          |
| Central Provinces and Berar . . . . .  | 7,226               | 28,25,085         | 1,98,557           | 65,521            | 30,96,389          |
| Assam . . . . .                        | 65,323              | 9,31,357          | 1,65,688           | 59,901            | 12,22,269          |
| North-West Frontier Province . . . . . | ..                  | 3,66,604          | 13,881             | 3,819             | 3,84,304           |
| Coorg . . . . .                        | 25,347              | 70,039            | 4,682              | ..                | 1,00,068           |
| Delhi . . . . .                        | ..                  | 1,82,307          | 91,550             | ..                | 2,73,857           |
| Ajmer-Merwara . . . . .                | 73,885              | 11,459            | 43,250             | 10,786            | 1,39,380           |
| Baluchistan . . . . .                  | 55,264              | 7,718             | 4,268              | ..                | 67,250             |
| Bangalore . . . . .                    | 2,286               | 31,559            | 49,500             | ..                | 83,345             |
| Other Administered Areas . . . . .     | 6,524               | 69,582            | 31,561             | 1,892             | 1,09,559           |
| <b>INDIA . . . . .</b>                 | <b>14,66,569</b>    | <b>439,21,404</b> | <b>2,19,60,221</b> | <b>7,40,975</b>   | <b>6,80,98,169</b> |
| INDIA { 1926-27. . . . .               | 10,94,655           | 3,80,42,747       | 1,92,09,691        | 8,73,233          | 5,92,20,326        |
| INDIA { 1921-22. . . . .               | 8,37,098            | 2,80,40,611       | 1,36,87,129        | 7,82,606          | 4,33,47,444        |
| INDIA { 1916-17. . . . .               | 4,22,843            | 1,34,00,891       | 1,04,61,247        | 8,72,808          | 2,51,57,789        |
| INDIA { 1911-12. . . . .               | 2,79,161            | 82,83,938         | 76,45,375          | 8,66,996          | 1,79,62,453        |
| INDIA { 1906-07. . . . .               | 1,71,042            | 57,17,612         | 63,87,042          | 6,25,284          | 1,36,70,903        |
| INDIA { 1901-02. . . . .               | 1,08,775            | 40,14,915         | 49,55,242          | 7,32,424          | 1,05,44,660        |
| INDIA { 1896-97. . . . .               | 1,23,556            | 39,56,579         | 44,39,366          | 6,55,804          | 98,55,463          |

N.B.—The figures for 1896-97, 1901-02, 1906-07 and 1911-12 include in the last column Rs. 8,86,983, Rs. 7,69,923, Rs. 7,33,304 and Rs. 6,80,158 respectively, on account of expenditure on schools managed by certain Indian States, the statistics of which used to be included in provincial tables prior to 1916-17.

TABLE 48.—Average annual expenditure on Primary Schools for management.

| Province.                              | On Government schools. | On Board schools. | On aided schools. | On unaided schools. |    |
|--|------------------------|-------------------|-------------------|---------------------|----|
| 1931-32.                               | Rs.                    | Rs.               | Rs.               | Rs.                 |    |
| Madras . . . . .                       | 577                    | 618               | 280               | 100                 |    |
| Bombay . . . . .                       | 3,458                  | 1,390             | 827               | 441                 |    |
| Bengal . . . . .                       | 1,175                  | 359               | 140               | 56                  |    |
| United Provinces . . . . .             | 749                    | 529               | 173               | 222                 |    |
| Punjab . . . . .                       | 1,000                  | 721               | 517               | 178                 |    |
| Burma . . . . .                        | 587                    | 1,179             | 508               | ..                  |    |
| Bihar and Orissa . . . . .             | 945                    | 431               | 188               | 60                  |    |
| Central Provinces and Berar . . . . .  | 2,409                  | 728               | 1,504             | 475                 |    |
| Assam . . . . .                        | 238                    | 246               | 240               | 118                 |    |
| North-West Frontier Province . . . . . | ..                     | 632               | 1,068             | 955                 |    |
| Coorg . . . . .                        | 5,069                  | 787               | 780               | ..                  |    |
| Delhi . . . . .                        | ..                     | 1,860             | 1,346             | ..                  |    |
| Ajmer-Merwara . . . . .                | 499                    | 1,910             | 1,030             | 469                 |    |
| Baluchistan . . . . .                  | 737                    | 1,286             | 854               | ..                  |    |
| Bangalore . . . . .                    | 2,286                  | 2,104             | 1,414             | ..                  |    |
| Other Administered Areas . . . . .     | 3,262                  | 2,577             | 1,857             | 1,892               |    |
| <b>INDIA</b> .. ..                     | <b>617</b>             | <b>694</b>        | <b>283</b>        | <b>82</b>           |    |
| INDIA . . . . .                        | 1926-27. . . . .       | 466               | 690               | 209                 | 75 |
|  | 1921-22. . . . .       | 682               | 613               | 174                 | 65 |
|  | 1916-17. . . . .       | 553               | 369               | 144                 | 62 |
|  | 1911-12. . . . .       | 553               | 317               | 116                 | 56 |
|  | 1906-07. . . . .       | 442               | 264               | 100                 | 44 |
|  | 1901-02. . . . .       | 361               | 257               | 89                  | 42 |
|  | 1896-97. . . . .       | 334               | 243               | 78                  | 30 |
| 1891-92. . . . .                       | 611                    | 211               | 73                | 29                  |    |

TABLE 49.—Percentage of expenditure on Primary Schools (for both Boys and Girls) from Government and Board funds to total expenditure on Education from these funds.

| Province.                              | 1926-27.   |  |                           | 1931-32.   |  |                           |
|--|--|--|---------------------------|--|--|---------------------------|
|  | (A) Direct expenditure from Government and Board funds on primary schools. | (B) Total expenditure on education from these funds. | Percentage of (A) to (B). | (A) Direct expenditure from Government and Board funds on primary schools. | (B) Total expenditure on education from these funds. | Percentage of (A) to (B). |
|  | Rs.  | Rs.  |                           | Rs.  | Rs.  |                           |
| Madras . . . . .                       | 1,33,67,974  | 2,68,72,030  | 49·7                      | 1,91,29,858  | 3,46,79,581  | 55·2                      |
| Bombay . . . . .                       | 1,78,28,679  | 2,69,92,812  | 66·1                      | 1,83,07,146  | 2,67,92,647  | 68·3                      |
| Bengal . . . . .                       | 35,29,030  | 1,70,70,339  | 20·7                      | 46,17,608  | 1,76,03,644  | 26·2                      |
| United Provinces . . . . .             | 79,43,468  | 2,40,37,078  | 33·0                      | 89,98,858  | 2,69,99,981  | 33·3                      |
| Punjab . . . . .                       | 38,64,113  | 1,92,48,468  | 20·1                      | 43,91,537  | 2,05,11,629  | 21·4                      |
| Burma . . . . .                        | 18,34,411  | 1,30,17,276  | 14·1                      | 23,05,421  | 1,44,06,978  | 16·0                      |
| Bihar and Orissa . . . . .             | 36,82,357  | 1,21,83,499  | 30·2                      | 39,59,076  | 1,06,59,511  | 37·1                      |
| Central Provinces and Berar . . . . .  | 28,98,094  | 92,65,240  | 31·3                      | 31,63,865  | 76,56,850  | 41·3                      |
| Assam . . . . .                        | 9,64,383   | 30,82,694  | 31·3                      | 11,57,035  | 35,15,018  | 32·9                      |
| North-West Frontier Province . . . . . | 3,63,310   | 16,34,458  | 22·2                      | 4,49,035   | 21,57,999  | 20·8                      |
| Coorg . . . . .                        | 90,604   | 1,72,340   | 52·6                      | 1,10,758   | 2,11,129   | 52·5                      |
| Delhi . . . . .                        | 1,77,138   | 9,91,428   | 17·9                      | 3,44,338   | 14,27,067  | 24·1                      |
| Ajmer-Merwara . . . . .                | 69,979   | 3,29,683   | 21·2                      | 1,26,653   | 4,76,295   | 26·6                      |
| Baluchistan . . . . .                  | 67,429   | 3,47,260   | 19·4                      | 71,036   | 3,77,610   | 18·8                      |
| Bangalore . . . . .                    | 81,576   | 3,48,140   | 23·4                      | 1,00,096   | 4,35,998   | 23·0                      |
| Other Administered Areas . . . . .     | 84,832   | 3,31,223   | 25·6                      | 1,23,109   | 5,13,691   | 24·0                      |
| <b>INDIA.</b>                          | <b>5,68,47,577</b>   | <b>15,59,23,968</b>                                  | <b>36·5</b>               | <b>6,73,54,929</b>   | <b>18,84,25,828</b>                                  | <b>40·0</b>               |
| INDIA                                  | 1921-22 . . . . .  | 4,07,65,569  | 11,49,61,178              | 35·5   |  |                           |
|  | 1916-17 . . . . .  | 2,09,02,342  | 6,14,80,471               | 33·9   |  |                           |
|  | 1911-12 . . . . .  | 1,26,26,668  | 4,05,23,072               | 31·1   |  |                           |
|  | 1906-07 . . . . .  | 93,37,477  | 2,96,34,574               | 31·5   |  |                           |
|  | 1901-02 . . . . .  | 60,48,818  | 1,41,56,953               | 42·7   |  |                           |
|  | 1896-97 . . . . .  | 57,31,882  | 1,67,65,650               | 34·2   |  |                           |

TABLE 50.—Average annual cost of educating a pupil in a Primary School for boys, by periods.

| Province.                                | 1901-02. | 1896-97. | 1901-02. | 1906-07. | 1911-12. | 1916-17. | 1921-22. | 1926-27. | 1931-32. |
|--|----------|----------|----------|----------|----------|----------|----------|----------|----------|
|  | Rs.      | Rs.      | Rs.      | Rs.      | Rs.      | Rs.      | Rs.      | Rs.      | Rs.      |
| Madras . . . . .                         | 3.1      | 3.1      | 3.4      | 3.8      | 4.1      | 4.9      | 6.4      | 7.4      | 8.6      |
| Bombay . . . . .                         | 5.2      | 5.7      | 6.4      | 6.8      | 7.6      | 9.3      | 18.4     | 19.2     | 17.2     |
| Bengal* . . . . .                        | 2.3      | 2.3      | 2.7      | 2.9      | 3.2      | 3.5      | 4.1      | 4.0      | 3.9      |
| United Provinces . . . . .               | 4.2      | 3.3      | 2.9      | 3.4      | 3.7      | 4.5      | 8.7      | 7.6      | 7.8      |
| Punjab† . . . . .                        | 4.4      | 4.4      | 4.9      | 4.9      | 5.5      | 6.8      | 11.8     | 8.9      | 9.8      |
| Burma . . . . .                          | 1.7      | 1.7      | 2.8      | 3.5      | 3.9      | 3.9      | 6.8      | 7.8      | 8.3      |
| Bihar and Orissa* . . . . .              | ..       | ..       | ..       | ..       | 3.7      | 4.3      | 5.4      | 5.8      | 6.3      |
| Central Provinces and Berar . . . . .    | 3.3      | 2.9      | 4.2      | 4.4      | 4.4      | 5.4      | 10.2     | 10.8     | 10.2     |
| Assam . . . . .                          | 2.8      | 3.1      | 3.3      | (a) 2.9  | 3.8      | 4.2      | 5.5      | 5.1      | 4.9      |
| North-West Frontier Province.† . . . . . | ..       | ..       | 4.9      | 4.7      | 5.1      | 7.2      | 14.9     | 10.4     | 14.0     |
| Coorg . . . . .                          | 3.5      | 4.2      | 4.9      | 6.4      | 5.4      | 6.4      | 9.2      | 11.3     | 12.0     |
| Delhi† . . . . .                         | ..       | ..       | ..       | ..       | ..       | 12.9     | 21.5     | 19.5     | 16.0     |
| Ajmer-Merwara . . . . .                  | ..       | ..       | ..       | ..       | ..       | 7.9      | 16.2     | 15.0     | 11.7     |
| Baluchistan . . . . .                    | ..       | ..       | ..       | ..       | ..       | 21.2     | 46.6     | 34.4     | 28.1     |
| Bangalore . . . . .                      | ..       | ..       | ..       | ..       | ..       | 12.0     | 16.8     | 16.8     | 16.0     |
| Other Administered Areas . . . . .       | ..       | ..       | ..       | ..       | ..       | ..       | ..       | 13.8     | 16.1     |
| INDIA . . . . .                          | 3.2      | 3.2      | 3.7      | 3.9      | 4.2      | 5.0      | 8.2      | 8.1      | 8.2      |

\* Bihar and Orissa was included in Bengal upto 1910-11.

† The Punjab included N.-W. F. Province upto 1900-01 and Delhi upto 1911-12.

(a) For Eastern Bengal and Assam.

TABLE 51.—Average annual fee per pupil in a Primary School for Boys, by province.

| Province.                              | 1926-27.       | 1931-32.     |
|--|----------------|--------------|
|  | Rs. A. P.      | Rs. A. P.    |
| Madras . . . . .                       | 0 6 5          | 0 4 5        |
| Bombay . . . . .                       | 0 8 5          | 0 7 4        |
| Bengal . . . . .                       | 1 10 1         | 1 7 1        |
| United Provinces . . . . .             | 0 3 4          | 0 3 11       |
| Punjab . . . . .                       | 0 3 2          | 0 2 11       |
| Burma . . . . .                        | 0 3 7          | 0 2 1        |
| Bihar and Orissa . . . . .             | 1 2 7          | 1 1 10       |
| Central Provinces and Berar . . . . .  | 4 1            | 0 3 10       |
| Assam . . . . .                        | 0 0 1          | 0 0 0·4      |
| North-West Frontier Province . . . . . | ..             | 0 0 0·7      |
| Coorg . . . . .                        | 0 13 11        | 0 4 6        |
| Delhi . . . . .                        | 0 7 5          | 0 0 4        |
| Ajmer-Merwara . . . . .                | 1 9 0          | 0 12 9       |
| Baluchistan . . . . .                  | ..             | 0 1 7        |
| Bangalore . . . . .                    | 0 11 4         | 0 3 7        |
| Other Administered Areas . . . . .     | 1 6 5          | 1 3 7        |
| <b>INDIA.</b>                          | <b>0 10 11</b> | <b>0 9 7</b> |



TABLE 52.—Average annual fee per pupil in a Primary School for Boys, by periods.

| Year.             | Expenditure from fees on Primary Schools for Boys. | Average number of pupils on rolls monthly during the year in Primary Schools for Boys. | Average annual fee per pupil. |
|-------------------|--|--|-------------------------------|
|                   | Rs.  |  | Rs. A. P.                     |
| 1891-92 . . . . . | 27,45,075  | 2,517,264  | 1 1 5                         |
| 1896-97 . . . . . | 29,01,675  | 2,891,925  | 1 0 1                         |
| 1901-02 . . . . . | 30,49,655  | 2,879,069  | 1 0 11                        |
| 1906-07 . . . . . | 32,03,786  | 3,478,706  | 0 14 4                        |
| 1911-12 . . . . . | 40,87,951  | 4,272,518  | 0 15 4                        |
| 1916-17 . . . . . | 45,65,223  | 4,985,112  | 0 14 4                        |
| 1921-22 . . . . . | 46,31,758  | 5,310,278  | 0 13 7                        |
| 1926-27 . . . . . | 49,89,376  | (a) 7,290,546  | 0 10 11                       |
| 1931-32 . . . . . | 48,86,823  | (a) 8,155,647  | 0 9 7                         |

(a) Represents the number on rolls on march 31st, the figure for average number not being available.

TABLE 53.—Average annual fee per pupil in Primary Schools for boys, classified according to management.

| Province.                              | Public.      |              | Aided.        |               | Unaided.      |              | All Schools.   |              |
|--|--------------|--------------|---------------|---------------|---------------|--------------|----------------|--------------|
|  | 1926-27.     | 1931-32.     | 1926-27.      | 1931-32.      | 1926-27.      | 1931-32.     | 1926-27.       | 1931-32.     |
|  | Rs. A. P.    | Rs. A. P.    | Rs. A. P.     | Rs. A. P.     | Rs. A. P.     | Rs. A. P.    | Rs. A. P.      | Rs. A. P.    |
| Madras . . . . .                       | 0 1 10       | 0 1 4        | 0 9 8         | 0 6 11        | 0 10 5        | 0 5 5        | 0 6 5          | 0 4 5        |
| Bombay . . . . .                       | 0 5 6        | 0 4 1        | 1 10 11       | 1 14 5        | 4 0 6         | 4 0 1        | 0 8 5          | 0 7 4        |
| Bengal . . . . .                       | 1 4 5        | 0 15 6       | 1 11 8        | 1 8 11        | 1 5 6         | 1 2 8        | 1 10 1         | 1 7 1        |
| United Provinces . . . . .             | 0 3 6        | 0 4 3        | 0 1 10        | 0 1 10        | 0 1 11        | 0 0 6        | 0 3 4          | 0 3 11       |
| Punjab . . . . .                       | 0 2 8        | 0 1 11       | 0 5 8         | 0 7 10        | 0 6 6         | 0 0 7        | 0 3 2          | 0 2 11       |
| Burma . . . . .                        | 0 6 5        | 0 0 8        | 0 3 7         | 0 2 1         | ..            | ..           | 0 3 7          | 0 2 1        |
| Bihar and Orissa . . . . .             | 1 3 6        | 1 1 6        | 1 1 10        | 1 1 5         | 1 8 2         | 1 7 6        | 1 2 7          | 1 1 10       |
| Central Provinces and Berar . . . . .  | 0 2 9        | 0 2 4        | 1 11 1        | 2 12 4        | 0 4 7         | 0 5 8        | 0 4 1          | 0 3 10       |
| Assam . . . . .                        | ..           | ..           | 0 0 10        | 0 0 4         | 0 0 7         | ..           | 0 0 1          | 0 0 0.4      |
| North-West Frontier Province . . . . . | ..           | ..           | ..            | ..            | ..            | 0 4 3        | ..             | 0 0 0.7      |
| Coorg . . . . .                        | 0 13 6       | 0 4 10       | 1 6 2         | ..            | ..            | ..           | 0 13 11        | 0 4 6        |
| Delhi . . . . .                        | 0 1 1        | 0 0 6        | 1 2 5         | ..            | ..            | ..           | 0 7 5          | 0 0 4        |
| Ajmer-Merwara . . . . .                | 0 13 2       | 0 2 3        | 4 11 0        | 3 0 1         | 0 10 5        | 0 1 9        | 1 9 0          | 0 12 9       |
| Baluchistan . . . . .                  | ..           | ..           | ..            | 1 1 3         | ..            | ..           | ..             | 0 1 7        |
| Bangalore . . . . .                    | ..           | ..           | 1 0 9         | 0 5 6         | ..            | ..           | 0 11 4         | 0 3 7        |
| Other Administered Areas . . . . .     | 1 10 8       | 0 12 2       | 0 13 3        | 2 9 0         | ..            | 0 7 0        | 1 6 5          | 1 3 7        |
| <b>INDIA . . . . .</b>                 | <b>0 4 9</b> | <b>0 4 1</b> | <b>1 0 10</b> | <b>0 15 2</b> | <b>1 2 10</b> | <b>1 0 1</b> | <b>0 10 11</b> | <b>0 9 7</b> |

TABLE 54.—Number and qualifications of teachers in primary schools of all kinds, 1931-32.

| Province.                              | Men Teachers.  |                |                                 | Women Teachers. |               |                                 | Total Teachers. |                |                                 |
|--|----------------|----------------|---------------------------------|-----------------|---------------|---------------------------------|-----------------|----------------|---------------------------------|
|  | Total number.  | Trained.       | Percentage of Trained to Total. | Total number.   | Trained.      | Percentage of Trained to Total. | Total number.   | Trained.       | Percentage of Trained to Total. |
| Madras . . . . .                       | 96,534         | 57,312         | 59.4                            | 12,404          | 9,420         | 75.9                            | 108,938         | 66,732         | 61.3                            |
| Bombay . . . . .                       | 32,426         | 15,189         | 46.8                            | 5,046           | 2,021         | 51.9                            | 37,472          | 17,210         | 47.5                            |
| Bengal . . . . .                       | 76,260         | 21,332         | 28.1                            | 5,225           | 618           | 11.8                            | 81,485          | 21,950         | 27.0                            |
| United Provinces . . . . .             | 38,646         | 25,601         | 66.2                            | 2,094           | 284           | 11.2                            | 40,740          | 25,885         | 63.4                            |
| Punjab . . . . .                       | 11,529         | 8,449          | 73.3                            | 2,647           | 1,126         | 39.5                            | 14,176          | 9,575          | 66.6                            |
| Burma . . . . .                        | 5,947          | 3,890          | 65.4                            | 1,533           | 1,325         | 86.4                            | 7,480           | 5,215          | 69.7                            |
| Bihar and Orissa . . . . .             | 36,792         | 18,051         | 49.1                            | 1,661           | 445           | 26.8                            | 38,453          | 18,496         | 48.1                            |
| Central Provinces and Berar . . . . .  | 10,215         | 5,976          | 58.5                            | 1,192           | 582           | 48.8                            | 11,407          | 6,558          | 57.5                            |
| Assam . . . . .                        | 7,285          | 2,305          | 31.6                            | 571             | 94            | 16.5                            | 7,856           | 2,399          | 30.5                            |
| North-West Frontier Province . . . . . | 925            | 535            | 57.6                            | 243             | 60            | 24.7                            | 1,168           | 595            | 50.8                            |
| Coorg . . . . .                        | 222            | 210            | 74.4                            | 29              | 28            | 96.5                            | 251             | 238            | 76.5                            |
| Delhi . . . . .                        | 512            | 383            | 3.9                             | 191             | 112           | 58.6                            | 703             | 495            | 69.8                            |
| Ajmer-Merwara . . . . .                | 413            | 272            | 65.9                            | 129             | 51            | 42.5                            | 542             | 323            | 60.6                            |
| Baluchistan . . . . .                  | 108            | 86             | 83.3                            | 11              | 7             | 63.6                            | 119             | 92             | 81.4                            |
| Bangalore . . . . .                    | 125            | 129            | 66.2                            | 169             | 141           | 83.4                            | 294             | 270            | 74.2                            |
| Other Administered Areas . . . . .     | 250            | 108            | 39.6                            | 183             | 101           | 55.7                            | 433             | 204            | 45.5                            |
| <b>INDIA . . . . .</b>                 | <b>312,018</b> | <b>159,820</b> | <b>50.2</b>                     | <b>22,524</b>   | <b>16,955</b> | <b>50.6</b>                     | <b>334,542</b>  | <b>176,775</b> | <b>50.3</b>                     |

# V. PROFESSIONAL EDUCATION.

## (a) TRAINING OF TEACHERS.

TABLE 55.—Number of teachers, by provinces and institutions.

| Province.                              | 1926-27.            |                    |                  |                | 1931-32.            |                    |                  |                |
|--|---------------------|--------------------|------------------|----------------|---------------------|--------------------|------------------|----------------|
|  | In Primary Schools. | In Middle Schools. | In High Schools. | Total.         | In Primary Schools. | In Middle Schools. | In High Schools. | Total.         |
| Madras . . . . .                       | 93,003              | 2,153              | 8,002            | 103,158        | 108,938             | 1,962              | 9,124            | 120,024        |
| Bombay . . . . .                       | 34,664              | 1,199              | 3,403            | 39,266         | 37,471              | 1,655              | 5,119            | 44,245         |
| Bengal . . . . .                       | 65,423              | 9,815              | 13,408           | 88,646         | 81,175              | 11,313             | 15,088           | 107,576        |
| United Provinces . . . . .             | 37,419              | 5,170              | 4,291            | 46,880         | 40,740              | 6,510              | 5,247            | 52,497         |
| Punjab . . . . .                       | 13,655              | 13,362             | 5,463            | 32,470         | 14,376              | 18,254             | 6,213            | 38,843         |
| Burma . . . . .                        | 7,231               | 5,208              | 2,158            | 14,597         | 7,480               | 5,234              | 2,651            | 15,365         |
| Bihar and Orissa . . . . .             | 40,250              | 3,212              | 2,112            | 45,574         | 38,453              | 4,366              | 2,632            | 45,451         |
| Central Provinces and Berar . . . . .  | 10,927              | 4,082              | 412              | 15,421         | 11,407              | 4,507              | 604              | 16,518         |
| Assam . . . . .                        | 6,467               | 1,367              | 761              | 8,595          | 7,856               | 2,010              | 1,012            | 10,878         |
| North-West Frontier Province . . . . . | 1,076               | 677                | 441              | 2,194          | 1,168               | 1,178              | 560              | 2,906          |
| Coorg . . . . .                        | 286                 | ..                 | 48               | 334            | 311                 | ..                 | 50               | 361            |
| Delhi . . . . .                        | 381                 | 283                | 262              | 931            | 709                 | 487                | 391              | 1,587          |
| Ajmer-Merwara . . . . .                | 279                 | 126                | 158              | 563            | 533                 | 138                | 213              | 884            |
| Baluchistan . . . . .                  | 89                  | 119                | 74               | 282            | 113                 | 82                 | 118              | 313            |
| Bangalore . . . . .                    | 343                 | 135                | 168              | 646            | 364                 | 164                | 216              | 744            |
| Other Administered Areas . . . . .     | 357                 | 172                | 236              | 765            | 448                 | 180                | 377              | 1,005          |
| <b>INDIA</b> . . . . .                 | <b>311,850</b>      | <b>47,085</b>      | <b>41,387</b>    | <b>400,322</b> | <b>351,542</b>      | <b>58,040</b>      | <b>49,615</b>    | <b>459,197</b> |

TABLE 56.—Qualifications of Teachers, by provinces, 1931-32.

| Province.                              | Total Number of Teachers. |               | No. of Teachers classified as |               |                |               |                      |              |                       |               |
|--|---------------------------|---------------|-------------------------------|---------------|----------------|---------------|----------------------|--------------|-----------------------|---------------|
|  |                           |               | Trained.                      |               | Untrained.     |               | Possessing a degree. |              | Possessing no degree. |               |
|  | Men.                      | Women.        | Men.                          | Women.        | Men.           | Women.        | Men.                 | Women.       | Men.                  | Women.        |
| Madras . . . . .                       | 106,152                   | 13,872        | 65,162                        | 10,670        | 40,990         | 3,202         | 3,123                | 260          | 103,029               | 13,612        |
| Bombay . . . . .                       | 37,955                    | 6,290         | 16,165                        | 3,168         | 21,790         | 3,122         | 2,374                | 216          | 35,581                | 6,074         |
| Bengal . . . . .                       | 101,107                   | 6,469         | 26,288                        | 1,269         | 74,819         | 5,200         | 5,835                | 222          | 95,272                | 6,247         |
| United Provinces . . . . .             | 43,398                    | 4,099         | 31,994                        | 1,203         | 16,404         | 2,896         | 2,685                | 188          | 45,713                | 3,911         |
| Punjab . . . . .                       | 34,376                    | 4,467         | 28,467                        | 2,230         | 5,909          | 2,237         | 2,359                | 120          | 32,017                | 4,347         |
| Burma . . . . .                        | 11,504                    | 3,861         | 7,643                         | 3,329         | 3,861          | 532           | 438                  | 101          | 11,066                | 3,760         |
| Bihar and Orissa . . . . .             | 43,375                    | 2,076         | 21,546                        | 743           | 21,829         | 1,333         | 1,017                | 39           | 42,358                | 2,037         |
| Central Provinces and Berar . . . . .  | 14,928                    | 1,590         | 9,196                         | 855           | 5,732          | 735           | 604                  | 48           | 14,324                | 1,549         |
| Assam . . . . .                        | 10,003                    | 875           | 3,420                         | 226           | 6,583          | 649           | 468                  | 38           | 9,585                 | 837           |
| North-West Frontier Province . . . . . | 2,457                     | 449           | 1,709                         | 164           | 748            | 285           | 165                  | 7            | 2,292                 | 442           |
| Coorg . . . . .                        | 318                       | 43            | 246                           | 36            | 72             | 7             | 18                   | 2            | 300                   | 41            |
| Delh . . . . .                         | 1,229                     | 358           | 916                           | 235           | 313            | 123           | 178                  | 17           | 1,051                 | 341           |
| Ajmer-Merwara . . . . .                | 694                       | 190           | 395                           | 81            | 299            | 109           | 86                   | 6            | 608                   | 184           |
| Baluchistan . . . . .                  | 264                       | 49            | 212                           | 28            | 52             | 21            | 34                   | ..           | 230                   | 49            |
| Bangalore . . . . .                    | 387                       | 357           | 248                           | 289           | 139            | 68            | 45                   | 21           | 342                   | 336           |
| Other Administered Areas . . . . .     | 648                       | 357           | 246                           | 187           | 402            | 170           | 119                  | 37           | 529                   | 320           |
| <b>INDIA</b> . . . . .                 | <b>413,795</b>            | <b>45,402</b> | <b>213,853</b>                | <b>24,713</b> | <b>199,942</b> | <b>20,689</b> | <b>19,548</b>        | <b>1,322</b> | <b>394,247</b>        | <b>44,080</b> |

TABLE 57.—Training Colleges for Males.

| Province.                              | 1926-27.          |              |   | 1931-32.      |              |   |
|--|-------------------|--------------|---|---------------|--------------|---|
|  | Institutions.     | Students.    | No. of females included in previous column. | Institutions. | Students.    | No. of females included in previous column. |
| Madras . . . . .                       | 3                 | 224          | ..  | 3             | 280          | ..  |
| Bombay . . . . .                       | 1                 | 48           | 7   | 1             | 75           | 10  |
| Bengal . . . . .                       | 2                 | 136          | ..  | 2             | 144          | ..  |
| United Provinces . . . . .             | 3                 | 258          | 1   | 4             | 402          | 4   |
| Punjab . . . . .                       | 2                 | 269          | 3   | 2             | 175          | 7   |
| Burma . . . . .                        | ..                | 12*          | 4   | ..            | 91*          | 42  |
| Bihar and Orissa . . . . .             | 2                 | 57           | ..  | 2             | 83           | ..  |
| Central Provinces and Berar . . . . .  | 1                 | 120          | 2   | 1             | 134          | 8   |
| Assam . . . . .                        | ..                | ..           | ..  | ..            | ..           | ..  |
| North-West Frontier Province . . . . . | 1                 | 18           | ..  | 1             | 41           | ..  |
| Coorg . . . . .                        | ..                | ..           | ..  | ..            | ..           | ..  |
| Delhi . . . . .                        | ..                | ..           | ..  | ..            | ..           | ..  |
| Ajmer-Merwara . . . . .                | ..                | ..           | ..  | ..            | ..           | ..  |
| Baluchistan . . . . .                  | ..                | ..           | ..  | ..            | ..           | ..  |
| Bangalore . . . . .                    | ..                | ..           | ..  | ..            | ..           | ..  |
| Other Administered Areas . . . . .     | ..                | ..           | ..  | ..            | ..           | ..  |
| <b>INDIA</b>                           | <b>15</b>         | <b>1,142</b> | <b>17</b>                                   | <b>16</b>     | <b>1,425</b> | <b>71</b>                                   |
| <b>INDIA</b>                           | 1921-22 . . . . . | 17           | 1,190                                       | 10            |              |   |
|  | 1916-17 . . . . . | 12           | 716   | 7             |              |   |
|  | 1911-12 . . . . . | 10           | 522   | 5             |              |   |
|  | 1906-07 . . . . . | 5            | 332   | 6             |              |   |
|  | 1901-02 . . . . . | 5            | 190   | 11            |              |   |
|  | 1896-97 . . . . . | 2            | 58  | ..            |              |   |

\* Reading at the University Department.

TABLE 58.—Training Schools for Males.

| Province.                              | 1926-27.          |               |   | 1931-32.      |               |   |
|--|-------------------|---------------|---|---------------|---------------|---|
|  | Institutions.     | Students.     | No. of females included in previous column. | Institutions. | Students.     | No. of females included in previous column. |
| Madras . . . . .                       | 94                | 8,697         | 41  | 83            | 10,913        | 2   |
| Bombay . . . . .                       | 15                | 999           | ..  | 12            | 711           | ..  |
| Bengal . . . . .                       | 96                | 2,190         | ..  | 91            | 2,587         | ..  |
| United Provinces . . . . .             | 73                | 1,223         | ..  | 83            | 1,622         | ..  |
| Punjab . . . . .                       | 32                | 2,851         | 229   | 20            | 1,742         | ..  |
| Burma . . . . .                        | 69                | 1,615         | ..  | 26            | 820           | 135   |
| Bihar and Orissa . . . . .             | 125               | 2,333         | ..  | 83            | 1,676         | ..  |
| Central Provinces and Berar . . . . .  | 11                | 1,137         | ..  | 10            | 1,053         | ..  |
| Assam . . . . .                        | 8                 | 336           | ..  | 6             | 211           | ..  |
| North-West Frontier Province . . . . . | 1                 | 65            | ..  | 3             | 163           | ..  |
| Coorg . . . . .                        | ..                | ..            | ..  | ..            | ..            | ..  |
| Delhi . . . . .                        | ..                | ..            | ..  | 1             | 40            | ..  |
| Ajmer-Merwara . . . . .                | 2                 | 41            | ..  | 4             | 82            | ..  |
| Baluchistan . . . . .                  | 1                 | 18            | ..  | 1             | 10            | ..  |
| Bangalore . . . . .                    | 1                 | 25            | ..  | 1             | 37            | ..  |
| Other Administered Areas . . . . .     | 1                 | 80            | ..  | 1             | 86            | ..  |
| <b>INDIA</b>                           | <b>529</b>        | <b>21,610</b> | <b>270</b>                                  | <b>425</b>    | <b>21,823</b> | <b>137</b>                                  |
| <b>INDIA</b>                           | 1921-22 . . . . . | 926           | 22,774                                      | 239           |               |   |
|  | 1916-17 . . . . . | 690           | 15,980                                      | 106           |               |   |
|  | 1911-12 . . . . . | 490           | 11,365                                      | 10            |               |   |
|  | 1906-07 . . . . . | 314           | 7,902                                       | 153           |               |   |
|  | 1901-02 . . . . . | 133           | 4,410                                       | 136           |               |   |
|  | 1896-97 . . . . . | 139           | 4,549                                       | 58            |               |   |

TABLE 59.—*Training Institutions for Males and Pupils in them, by management.*

| Province.                             | 1926-27.      |               |               |              |               |              |               |           |               |               |
|---------------------------------------|---------------|---------------|---------------|--------------|---------------|--------------|---------------|-----------|---------------|---------------|
|                                       | Government.   |               | Board.        |              | Aided.        |              | Unaided.      |           | Total.        |               |
|                                       | Institutions. | Pupils.       | Institutions. | Pupils.      | Institutions. | Pupils.      | Institutions. | Pupils.   | Institutions. | Pupils.       |
| Madras . . . . .                      | 61            | 6,641         | 11            | 258          | 25            | 2,022        | ..            | ..        | 97            | 8,921         |
| Bombay . . . . .                      | 13            | 981           | 1             | 4            | 2             | 62           | ..            | ..        | 16            | 1,047         |
| Bengal . . . . .                      | 92            | 2,226         | ..            | ..           | 6             | 100          | ..            | ..        | 98            | 2,326         |
| United Provinces . . . . .            | 11            | 881           | 65            | 516          | ..            | 84*          | ..            | ..        | 76            | 1,481         |
| Punjab . . . . .                      | 28            | 2,802         | 1             | 37           | 4             | 240          | 1             | 41        | 34            | 3,120         |
| Burma . . . . .                       | 10            | 551           | 10            | 150          | 49            | 926          | ..            | ..        | 69            | 1,627         |
| Bihar and Orissa . . . . .            | 123           | 2,316         | ..            | ..           | 3             | 66           | 1             | 8         | 127           | 2,390         |
| Central Provinces and Berar. . . . .  | 12            | 1,257         | ..            | ..           | ..            | ..           | ..            | ..        | 12            | 1,257         |
| Assam . . . . .                       | 6             | 316           | ..            | ..           | 2             | 20           | ..            | ..        | 8             | 336           |
| North-West Frontier Province. . . . . | 2             | 93            | ..            | ..           | ..            | ..           | ..            | ..        | 2             | 83            |
| Coorg . . . . .                       | ..            | ..            | ..            | ..           | ..            | ..           | ..            | ..        | ..            | ..            |
| Delhi . . . . .                       | ..            | ..            | ..            | ..           | ..            | ..           | ..            | ..        | ..            | ..            |
| Ajmer-Merwara . . . . .               | 1             | 38            | ..            | ..           | ..            | ..           | 1             | 3         | 2             | 41            |
| Baluchistan . . . . .                 | 1             | 18            | ..            | ..           | ..            | ..           | ..            | ..        | 1             | 18            |
| Bangalore . . . . .                   | 1             | 25            | ..            | ..           | ..            | ..           | ..            | ..        | 1             | 25            |
| Other Administered Areas. . . . .     | ..            | ..            | 1             | 80           | ..            | ..           | ..            | ..        | 1             | 80            |
| <b>INDIA</b> . . . . .                | <b>361</b>    | <b>18,135</b> | <b>89</b>     | <b>1,045</b> | <b>91</b>     | <b>3,520</b> | <b>3</b>      | <b>52</b> | <b>544</b>    | <b>22,752</b> |

\* Reading at the University Department.

TABLE 59.—*Training Institutions for Males and Pupils in them, by management—contd.*

| Province.                        | 1931-32.      |               |               |            |               |              |               |            |               |               |
|----------------------------------|---------------|---------------|---------------|------------|---------------|--------------|---------------|------------|---------------|---------------|
|                                  | Government.   |               | Board.        |            | Aided.        |              | Unaided.      |            | Total.        |               |
|                                  | Institutions. | Pupils.       | Institutions. | Pupils.    | Institutions. | Pupils.      | Institutions. | Pupils.    | Institutions. | Pupils.       |
| Madras . . . . .                 | 63            | 9,091         | ..            | ..         | 22            | 2,147        | 1             | 25         | 86            | 11,268        |
| Bombay . . . . .                 | 10            | 680           | 1             | 27         | 2             | 79           | ..            | ..         | 13            | 786           |
| Bengal . . . . .                 | 87            | 2,580         | 1             | 70         | 4             | 65           | 1             | 16         | 93            | 2,731         |
| United Provinces . . . . .       | 18            | 1,218         | 68            | 673        | 1             | 135          | ..            | ..         | 87            | 2,024         |
| Punjab . . . . .                 | 17            | 1,645         | ..            | ..         | 4             | 232          | 1             | 40         | 22            | 1,917         |
| Burma . . . . .                  | 23            | 629           | ..            | ..         | 3             | 282          | ..            | ..         | 26            | 911           |
| Bihar and Orissa . . . . .       | 82            | 1,697         | ..            | ..         | 2             | 44           | 1             | 18         | 85            | 1,759         |
| Central Provinces<br>and Berar.  | 11            | 1,187         | ..            | ..         | ..            | ..           | ..            | ..         | 11            | 1,187         |
| Assam . . . . .                  | 3             | 187           | ..            | ..         | 2             | 20           | 1             | 4          | 6             | 211           |
| North-West Frontier<br>Province. | 4             | 204           | ..            | ..         | ..            | ..           | ..            | ..         | 4             | 204           |
| Cooch . . . . .                  | ..            | ..            | ..            | ..         | ..            | ..           | ..            | ..         | ..            | ..            |
| Delhi . . . . .                  | 1             | 40            | ..            | ..         | ..            | ..           | ..            | ..         | 1             | 40            |
| Ajmer-Merwara . . . . .          | 3             | 78            | ..            | ..         | ..            | ..           | 1             | 4          | 4             | 82            |
| Baluchistan . . . . .            | 1             | 10            | ..            | ..         | ..            | ..           | ..            | ..         | 1             | 10            |
| Bangalore . . . . .              | 1             | 37            | ..            | ..         | ..            | ..           | ..            | ..         | 1             | 37            |
| Other Administered<br>Areas.     | ..            | ..            | ..            | ..         | ..            | ..           | 1             | 86         | 1             | 86            |
| <b>INDIA</b>                     | <b>324</b>    | <b>19,281</b> | <b>70</b>     | <b>770</b> | <b>40</b>     | <b>3,004</b> | <b>7</b>      | <b>193</b> | <b>441</b>    | <b>23,248</b> |

N.B.—This table includes students in teaching Universities.



TABLE 60.—Male Students in Training Institutions, by race or creed, 1931-32.

| Province.                    |             | Europeans and Anglo-Indians. | Indian Christians. | Hindus. | Muham-<br>madans. | Buddhists. | Parsis. | Sikhs. | Others. | Total. |
|------------------------------|-------------|------------------------------|--------------------|---------|-------------------|------------|---------|--------|---------|--------|
| Madras                       | In Colleges | 1                            | 26                 | 246     | 7                 | ..         | ..      | ..     | ..      | 280    |
|                              | In Schools  | 2                            | 2,196              | 7,847   | 932               | 1          | ..      | ..     | 3       | 10,981 |
| Bombay                       | In Colleges | ..                           | 8                  | 56      | 5                 | ..         | 1       | ..     | ..      | 66     |
|                              | In Schools  | ..                           | 88                 | 457     | 157               | ..         | ..      | ..     | 9       | 711    |
| Bengal                       | In Colleges | ..                           | 3                  | 89      | 51                | 1          | ..      | ..     | ..      | 144    |
|                              | In Schools  | ..                           | 75                 | 1,222   | 1,282             | 8          | ..      | ..     | ..      | 2,587  |
| United Provinces             | In Colleges | 2                            | 9                  | 224     | 131               | ..         | ..      | 31     | 1       | 396    |
|                              | In Schools  | ..                           | ..                 | 1,263   | 357               | ..         | ..      | ..     | 2       | 1,622  |
| Punjab                       | In Colleges | 26                           | 8                  | 60      | 54                | ..         | ..      | 23     | 2       | 166    |
|                              | In Schools  | ..                           | 44                 | 592     | 872               | ..         | ..      | 262    | 2       | 1,742  |
| Burma                        | In Colleges | 1                            | 5                  | 5       | ..                | 38         | ..      | ..     | ..      | 49     |
|                              | In Schools  | ..                           | 121                | 19      | 23                | 520        | ..      | ..     | 2       | 685    |
| Bihar and Orissa             | In Colleges | ..                           | 2                  | 70      | 11                | ..         | ..      | ..     | ..      | 83     |
|                              | In Schools  | ..                           | 89                 | 1,278   | 273               | ..         | ..      | ..     | 36      | 1,676  |
| Central Provinces and Berar  | In Colleges | ..                           | 6                  | 105     | 14                | ..         | ..      | ..     | 1       | 126    |
|                              | In Schools  | ..                           | 12                 | 889     | 126               | ..         | ..      | ..     | 26      | 1,033  |
| Assam                        | In Colleges | ..                           | ..                 | ..      | ..                | ..         | ..      | ..     | ..      | ..     |
|                              | In Schools  | ..                           | 27                 | 148     | 26                | ..         | ..      | ..     | 10      | 211    |
| North-West Frontier Province | In Colleges | ..                           | 1                  | 4       | 36                | ..         | ..      | ..     | ..      | 41     |
|                              | In Schools  | ..                           | ..                 | 17      | 145               | ..         | ..      | 1      | ..      | 163    |
| Coorg                        | In Colleges | ..                           | ..                 | ..      | ..                | ..         | ..      | ..     | ..      | ..     |
|                              | In Schools  | ..                           | ..                 | ..      | ..                | ..         | ..      | ..     | ..      | ..     |
| Delhi                        | In Colleges | ..                           | ..                 | ..      | ..                | ..         | ..      | ..     | ..      | ..     |
|                              | In Schools  | ..                           | 1                  | 21      | 18                | ..         | ..      | ..     | ..      | 40     |
| Ajmer-Merwara                | In Colleges | ..                           | ..                 | ..      | ..                | ..         | ..      | ..     | ..      | ..     |
|                              | In Schools  | ..                           | 8                  | 61      | 11                | ..         | ..      | ..     | 2       | 82     |
| Baluchistan                  | In Colleges | ..                           | ..                 | ..      | ..                | ..         | ..      | ..     | ..      | ..     |
|                              | In Schools  | ..                           | ..                 | 2       | 8                 | ..         | ..      | ..     | ..      | 10     |
| Bangalore                    | In Colleges | ..                           | ..                 | ..      | ..                | ..         | ..      | ..     | ..      | ..     |
|                              | In Schools  | ..                           | 5                  | 31      | 1                 | ..         | ..      | ..     | ..      | 37     |
| Other Administered Areas     | In Colleges | ..                           | ..                 | ..      | ..                | ..         | ..      | ..     | ..      | ..     |
|                              | In Schools  | ..                           | ..                 | 84      | 2                 | ..         | ..      | ..     | ..      | 86     |
| INDIA                        | In Colleges | 30                           | 58                 | 859     | 309               | 39         | 1       | 54     | 4       | 1,354  |
|                              | In Schools  | 2                            | 2,666              | 13,901  | 4,233             | 529        | ..      | 263    | 92      | 21,686 |

TABLE 61.—Training Institutions for Females and Pupils in them.

| Province.                              | 1926-27.          |            |              |              | 1931-32.      |            |              |              |  |
|--|-------------------|------------|--------------|--------------|---------------|------------|--------------|--------------|--|
|  | Institutions.     |            | Pupils.      |              | Institutions. |            | Pupils.      |              |  |
|  | Colleges.         | Schools.   | In Colleges. | In Schools.  | Colleges.     | Schools.   | In Colleges. | In Schools.  |  |
| Madras . . . . .                       | 2                 | 37         | 41           | 1,831        | 2             | 64         | 66           | 3,232        |  |
| Bombay . . . . .                       | ..                | 18         | ..           | 666          | ..            | 21         | ..           | 803          |  |
| Bengal . . . . .                       | 3                 | 10         | 41           | 201          | 3             | 10         | 43           | 234          |  |
| United Provinces . . . . .             | ..                | 34         | 6*           | 316          | ..            | 45         | 11*          | 412          |  |
| Punjab . . . . .                       | 1                 | 12         | 27           | 445          | 1             | 18         | 29           | 853          |  |
| Burma . . . . .                        | ..                | 29         | ..           | 599          | ..            | 22         | ..           | 511          |  |
| Bihar and Orissa . . . . .             | ..                | 11         | ..           | 180          | ..            | 11         | ..           | 249          |  |
| Central Provinces and Berar . . . . .  | ..                | 6          | ..           | 228          | 1             | 8          | 8            | 337          |  |
| Assam . . . . .                        | ..                | 2          | ..           | 36           | ..            | 2          | ..           | 22           |  |
| North-West Frontier Province . . . . . | ..                | 2          | ..           | 28           | ..            | 1          | ..           | 48           |  |
| Coorg . . . . .                        | ..                | ..         | ..           | ..           | ..            | ..         | ..           | ..           |  |
| Delhi . . . . .                        | ..                | 1          | ..           | 28           | ..            | 1          | ..           | 53           |  |
| Ajmer-Merwara . . . . .                | ..                | 1          | ..           | 18           | ..            | 1          | ..           | 14           |  |
| Baluchistan . . . . .                  | ..                | ..         | ..           | ..           | ..            | ..         | ..           | ..           |  |
| Bangalore . . . . .                    | ..                | 2          | ..           | 30           | ..            | 3          | ..           | 86           |  |
| Other Administered Areas . . . . .     | ..                | 1          | ..           | 58           | ..            | 2          | ..           | 91           |  |
| <b>INDIA</b> . . . . .                 | <b>6</b>          | <b>166</b> | <b>115</b>   | <b>4,684</b> | <b>7</b>      | <b>209</b> | <b>157</b>   | <b>6,945</b> |  |
| INDIA                                  | 1921-22 . . . . . | 3          | 146          | 57           | 4,157         |            |              |              |  |
|  | 1916-17 . . . . . | 3          | 111          | 49           | 2,051         |            |              |              |  |
|  | 1911-12 . . . . . | 2          | 85           | 30           | 1,508         |            |              |              |  |
|  | 1906-07 . . . . . | 3          | 63           | 30           | 1,278         |            |              |              |  |
|  | 1901-02 . . . . . | ..         | 46           | ..           | 1,292         |            |              |              |  |
| 1896-97 . . . . .                      | ..                | 45         | ..           | 1,118        |               |            |              |              |  |

\* Reading at the University Department.

TABLE 62.—*Training Institutions for Females and Pupils in them, by management.*

| Province.                              | 1931-32.      |              |               |           |               |              |               |            |               |              |
|--|---------------|--------------|---------------|-----------|---------------|--------------|---------------|------------|---------------|--------------|
|  | Government.   |              | Board.        |           | Aided.        |              | Unaided.      |            | Total.        |              |
|  | Institutions. | Pupils.      | Institutions. | Pupils.   | Institutions. | Pupils.      | Institutions. | Pupils.    | Institutions. | Pupils.      |
| Madras . . . . .                       | 37            | 1,849        | 1             | 28        | 27            | 1,405        | 1             | 16         | 66            | 3,298        |
| Bombay . . . . .                       | 5             | 179          | 1             | 37        | 12            | 554          | 3             | 33         | 21            | 803          |
| Bengal . . . . .                       | 4             | 88           | ..            | ..        | 8             | 174          | 1             | 15         | 13            | 277          |
| United Provinces . . . . .             | 28            | 205          | 2             | 8         | 15            | 210          | ..            | ..         | 45            | 423          |
| Punjab . . . . .                       | 15            | 784          | ..            | ..        | 4             | 98           | ..            | ..         | 19            | 882          |
| Burma . . . . .                        | 15            | 218          | ..            | ..        | 7             | 293          | ..            | ..         | 22            | 511          |
| Bihar and Orissa . . . . .             | 4             | 98           | ..            | ..        | 7             | 151          | ..            | ..         | 11            | 249          |
| Central Provinces and Berar . . . . .  | 2             | 162          | ..            | ..        | 4             | 109          | 3             | 74         | 9             | 345          |
| Assam . . . . .                        | ..            | ..           | ..            | ..        | 2             | 22           | ..            | ..         | 2             | 22           |
| North-West Frontier Province . . . . . | 1             | 48           | ..            | ..        | ..            | ..           | ..            | ..         | 1             | 48           |
| Coorg . . . . .                        | ..            | ..           | ..            | ..        | ..            | ..           | ..            | ..         | ..            | ..           |
| Delhi . . . . .                        | 1             | 53           | ..            | ..        | ..            | ..           | ..            | ..         | 1             | 53           |
| Ajmer-Merwara . . . . .                | ..            | ..           | ..            | ..        | 1             | 14           | ..            | ..         | 1             | 14           |
| Baluchistan . . . . .                  | ..            | ..           | ..            | ..        | ..            | ..           | ..            | ..         | ..            | ..           |
| Bangalore . . . . .                    | ..            | ..           | ..            | ..        | 3             | 86           | ..            | ..         | 3             | 86           |
| Other Administered Areas . . . . .     | ..            | ..           | ..            | ..        | 1             | 20           | 1             | 71         | 2             | 91           |
| <b>INDIA</b> . . . . .                 | <b>112</b>    | <b>3,684</b> | <b>4</b>      | <b>73</b> | <b>91</b>     | <b>3,186</b> | <b>9</b>      | <b>209</b> | <b>216</b>    | <b>7,102</b> |

TABLE 62.—*Training Institutions for Females and Pupils in them, by management—contd.*

| Province.                              | 1926-27.           |              |                    |            |                    |              |                    |           |                    |              |
|--|--------------------|--------------|--------------------|------------|--------------------|--------------|--------------------|-----------|--------------------|--------------|
|  | Government.        |              | Board.             |            | Aided.             |              | Unaided.           |           | Total.             |              |
|  | Institu-<br>tions. | Pupils.      | Institu-<br>tions. | Pupils.    | Institu-<br>tions. | Pupils.      | Institu-<br>tions. | Pupils.   | Institu-<br>tions. | Pupils.      |
| Madras . . . . .                       | 17                 | 883          | ..                 | ..         | 22                 | 980          | ..                 | ..        | 39                 | 1,872        |
| Bombay . . . . .                       | 5                  | 252          | ..                 | ..         | 13                 | 414          | ..                 | ..        | 18                 | 666          |
| Bengal . . . . .                       | 4                  | 98           | ..                 | ..         | 8                  | 138          | 1                  | 6         | 13                 | 242          |
| United Provinces . . . . .             | 14                 | 106          | 3                  | 16         | 16                 | 182          | 1                  | 18        | 34                 | 322          |
| Punjab . . . . .                       | 7                  | 376          | ..                 | ..         | 6                  | 96           | ..                 | ..        | 13                 | 472          |
| Burma . . . . .                        | 1                  | 30           | 3                  | 37         | 25                 | 532          | ..                 | ..        | 29                 | 599          |
| Bihar and Orissa . . . . .             | 5                  | 69           | ..                 | ..         | 6                  | 111          | ..                 | ..        | 11                 | 180          |
| Central Provinces and Berar . . . . .  | 2                  | 152          | ..                 | ..         | 3                  | 67           | 1                  | 9         | 6                  | 228          |
| Assam . . . . .                        | ..                 | ..           | ..                 | ..         | 2                  | 36           | ..                 | ..        | 2                  | 36           |
| North-West Frontier Province . . . . . | ..                 | ..           | ..                 | ..         | 2                  | 28           | ..                 | ..        | 2                  | 28           |
| Coorg . . . . .                        | ..                 | ..           | ..                 | ..         | ..                 | ..           | ..                 | ..        | ..                 | ..           |
| Delhi . . . . .                        | 1                  | 28           | ..                 | ..         | ..                 | ..           | ..                 | ..        | 1                  | 28           |
| Ajmer-Merwara . . . . .                | ..                 | ..           | ..                 | ..         | 1                  | 18           | ..                 | ..        | 1                  | 18           |
| Baluchistan . . . . .                  | ..                 | ..           | ..                 | ..         | ..                 | ..           | ..                 | ..        | ..                 | ..           |
| Bangalore . . . . .                    | ..                 | ..           | ..                 | ..         | 2                  | 30           | ..                 | ..        | 2                  | 30           |
| Other Administered Areas . . . . .     | ..                 | ..           | 1                  | 58         | ..                 | ..           | ..                 | ..        | 1                  | 58           |
| <b>INDIA</b> . . . . .                 | <b>56</b>          | <b>1,994</b> | <b>7</b>           | <b>111</b> | <b>106</b>         | <b>2,641</b> | <b>8</b>           | <b>33</b> | <b>172</b>         | <b>4,779</b> |

TABLE 63.—Female Students in Training Institutions, classified according to race or creed, 1931-32.

| Province.                           |             | Europeans<br>and Anglo-<br>Indians. | Indian<br>Christians. | Hindus. | Muham-<br>madans. | Buddhists. | Parsis. | Sikhs. | Others. | Total. |
|-------------------------------------|-------------|-------------------------------------|-----------------------|---------|-------------------|------------|---------|--------|---------|--------|
| Madras                              | In Colleges | 7                                   | 27                    | 32      | ..                | ..         | ..      | ..     | ..      | 66     |
|                                     | In Schools  | 64                                  | 1,886                 | 1,065   | 217               | ..         | ..      | ..     | 2       | 3,234  |
| Bombay                              | In Colleges | 1                                   | 1                     | 6       | ..                | ..         | 1       | ..     | 1       | 10     |
|                                     | In Schools  | 55                                  | 258                   | 349     | 82                | ..         | 43      | ..     | 16      | 803    |
| Bengal                              | In Colleges | 29                                  | 5                     | 5       | ..                | ..         | ..      | ..     | 4       | 43     |
|                                     | In Schools  | ..                                  | 117                   | 93      | 23                | 1          | ..      | ..     | ..      | 234    |
| United Provinces                    | In Colleges | 3                                   | 4                     | 7       | 1                 | ..         | ..      | ..     | ..      | 15     |
|                                     | In Schools  | 52                                  | 130                   | 196     | 34                | ..         | ..      | ..     | ..      | 412    |
| Punjab                              | In Colleges | 29                                  | 3                     | 4       | ..                | ..         | ..      | ..     | ..      | 36     |
|                                     | In Schools  | 7                                   | 98                    | 374     | 212               | ..         | ..      | 161    | 1       | 853    |
| Burma                               | In Colleges | 9                                   | 13                    | 2       | 1                 | 17         | ..      | ..     | ..      | 42     |
|                                     | In Schools  | 57                                  | 227                   | ..      | 9                 | 353        | ..      | ..     | ..      | 646    |
| Bihar and Orissa                    | In Colleges | ..                                  | ..                    | ..      | ..                | ..         | ..      | ..     | ..      | ..     |
|                                     | In Schools  | ..                                  | 149                   | 69      | 31                | ..         | ..      | ..     | ..      | 249    |
| Central Provinces and Berar.        | In Colleges | ..                                  | 11                    | 4       | ..                | ..         | 1       | ..     | ..      | 16     |
|                                     | In Schools  | ..                                  | 132                   | 189     | 2                 | ..         | ..      | ..     | 14      | 337    |
| Assam                               | In Colleges | ..                                  | ..                    | ..      | ..                | ..         | ..      | ..     | ..      | ..     |
|                                     | In Schools  | ..                                  | 15                    | 4       | 1                 | ..         | ..      | ..     | 2       | 22     |
| North-West Frontier Pro-<br>vinces. | In Colleges | ..                                  | ..                    | ..      | ..                | ..         | ..      | ..     | ..      | ..     |
|                                     | In Schools  | ..                                  | ..                    | 15      | 20                | ..         | ..      | 13     | ..      | 48     |
| Coorg                               | In Colleges | ..                                  | ..                    | ..      | ..                | ..         | ..      | ..     | ..      | ..     |
|                                     | In Schools  | ..                                  | ..                    | ..      | ..                | ..         | ..      | ..     | ..      | ..     |
| Delhi                               | In Colleges | ..                                  | ..                    | ..      | ..                | ..         | ..      | ..     | ..      | ..     |
|                                     | In Schools  | ..                                  | 4                     | 32      | 17                | ..         | ..      | ..     | ..      | 53     |
| Ajmer-Merwara                       | In Colleges | ..                                  | ..                    | ..      | ..                | ..         | ..      | ..     | ..      | ..     |
|                                     | In Schools  | ..                                  | 14                    | ..      | ..                | ..         | ..      | ..     | ..      | 14     |
| Baluchistan                         | In Colleges | ..                                  | ..                    | ..      | ..                | ..         | ..      | ..     | ..      | ..     |
|                                     | In Schools  | ..                                  | ..                    | ..      | ..                | ..         | ..      | ..     | ..      | ..     |
| Bangalore                           | In Colleges | ..                                  | ..                    | ..      | ..                | ..         | ..      | ..     | ..      | ..     |
|                                     | In Schools  | 34                                  | 40                    | 5       | 7                 | ..         | ..      | ..     | ..      | 86     |
| Other Administered Areas            | In Colleges | ..                                  | ..                    | ..      | ..                | ..         | ..      | ..     | ..      | ..     |
|                                     | In Schools  | ..                                  | 16                    | 65      | 2                 | ..         | ..      | ..     | 8       | 91     |
| INDIA                               | In Colleges | 78                                  | 64                    | 60      | 2                 | 17         | 2       | ..     | 5       | 228    |
|                                     | In Schools  | 269                                 | 3,086                 | 2,456   | 652               | 354        | 43      | 174    | 43      | 7,082  |

TABLE 64.—Total Expenditure on Training Colleges.

| Province.                              | 1926-27.          |              |              |                |                 | 1931-32.          |              |                 |                |                  |
|--|-------------------|--------------|--------------|----------------|-----------------|-------------------|--------------|-----------------|----------------|------------------|
|  | Government funds. | Board funds. | Fees.        | Other sources. | Total.          | Government funds. | Board funds. | Fees.           | Other sources. | Total.           |
|  | Rs.               | Rs.          | Rs.          | Rs.            | Rs.             | Rs.               | Rs.          | Rs.             | Rs.            | Rs.              |
| Madras . . . . .                       | 1,57,489          | 1,816        | 743          | 13,147         | 1,73,195        | 1,56,537          | 276          | 2,685           | 17,932         | 1,77,430         |
| Bombay . . . . .                       | 64,702            | ..           | ..           | ..             | 64,702          | 70,394            | ..           | 2,445           | 10             | 72,849           |
| Bengal . . . . .                       | 1,83,604          | ..           | 872          | 357            | 1,84,923        | 1,64,703          | ..           | 925             | 242            | 1,65,870         |
| United Provinces . . . . .             | 1,66,255          | ..           | ..           | 1,492          | 1,67,747        | 2,93,511          | ..           | 1,54,575        | 34             | 4,48,120         |
| Punjab . . . . .                       | 1,32,496          | ..           | 3,881        | 9,026          | 1,45,403        | 1,29,862          | ..           | 18,248          | 5,932          | 1,54,042         |
| Burma . . . . .                        | ..                | ..           | ..           | ..             | ..              | ..                | ..           | ..              | ..             | ..               |
| Bihar and Orissa . . . . .             | 76,260            | ..           | ..           | ..             | 76,260          | 67,228            | ..           | ..              | 120            | 67,348           |
| Central Provinces and Berar . . . . .  | 1,22,903          | ..           | ..           | ..             | 1,22,903        | 1,39,466          | ..           | 681             | 4,464          | 1,44,611         |
| Assam . . . . .                        | ..                | ..           | ..           | ..             | ..              | ..                | ..           | ..              | ..             | ..               |
| North-West Frontier Province . . . . . | 22,239            | ..           | ..           | ..             | 22,239          | 18,872            | ..           | ..              | ..             | 18,872           |
| Coorg . . . . .                        | ..                | ..           | ..           | ..             | ..              | ..                | ..           | ..              | ..             | ..               |
| Delhi . . . . .                        | ..                | ..           | ..           | ..             | ..              | ..                | ..           | ..              | ..             | ..               |
| Ajmer-Merwara . . . . .                | ..                | ..           | ..           | ..             | ..              | ..                | ..           | ..              | ..             | ..               |
| Baluchistan . . . . .                  | ..                | ..           | ..           | ..             | ..              | ..                | ..           | ..              | ..             | ..               |
| Bangalore . . . . .                    | ..                | ..           | ..           | ..             | ..              | ..                | ..           | ..              | ..             | ..               |
| Other Administered Areas . . . . .     | ..                | ..           | ..           | ..             | ..              | ..                | ..           | ..              | ..             | ..               |
| <b>INDIA</b>                           | <b>9,26,088</b>   | <b>1,816</b> | <b>5,496</b> | <b>24,022</b>  | <b>9,57,372</b> | <b>10,40,573</b>  | <b>276</b>   | <b>1,79,559</b> | <b>28,734</b>  | <b>12,49,142</b> |
| <b>INDIA</b>                           | 1921-22 . . . . . | 3,38,684     | 7,680        | 2,209          | 34,241          | 9,82,814          |              |                 |                |                  |
|  | 1916-17 . . . . . | 5,01,822     | 3,691        | 5,846          | 14,621          | 5,25,980          |              |                 |                |                  |
|  | 1911-12 . . . . . | 2,98,243     | 875          | 3,142          | 9,279           | 3,11,539          |              |                 |                |                  |
|  | 1906-07 . . . . . | 1,98,227     | 213          | 2,905          | 8,942           | 2,10,287          |              |                 |                |                  |
|  | 1901-02 . . . . . | 88,558       | 403          | 550            | 843             | 90,354            |              |                 |                |                  |
|  | 1896-97 . . . . . | 33,332       | 90           | 590            | 722             | 34,734            |              |                 |                |                  |

TABLE 65.—Expenditure on Training Schools for Males.

| Provinces.                             | 1926-27.          |                 |               |                 |                  | 1931-32.          |                 |               |                 |                  |
|--|-------------------|-----------------|---------------|-----------------|------------------|-------------------|-----------------|---------------|-----------------|------------------|
|  | Government funds. | Board funds.    | Fees.         | Other sources.  | Total.           | Government funds. | Board funds.    | Fees.         | Other sources.  | Total.           |
|  | Rs.               | Rs.             | Rs.           | Rs.             | Rs.              | Rs.               | Rs.             | Rs.           | Rs.             | Rs.              |
| Madras . . . . .                       | 13,64,352         | 33,445          | 2,284         | 80,431          | 14,80,512        | 13,77,909         | 22,572          | 2,929         | 99,297          | 15,02,707        |
| Bombay . . . . .                       | 2,46,229          | 12,243          | ..            | 12,464          | 2,70,936         | 2,11,740          | 4,541           | 310           | 17,764          | 2,34,355         |
| Bengal . . . . .                       | 3,95,358          | 27              | 144           | 2,142           | 3,97,671         | 4,46,886          | 10,852          | 138           | 7,878           | 4,65,754         |
| United Provinces . . . . .             | 2,91,842          | 50,965          | ..            | 617             | 3,43,424         | 3,75,151          | 74,878          | 236           | 1,335           | 4,51,600         |
| Punjab . . . . .                       | 3,26,704          | 1,246           | 11,067        | 10,061          | 3,49,068         | 2,41,704          | 1,626           | 9,499         | 10,048          | 2,62,877         |
| Burma . . . . .                        | 4,97,630          | ..              | ..            | 33,055          | 5,30,685         | 2,33,646          | ..              | ..            | 10,655          | 2,44,301         |
| Bihar and Orissa . . . . .             | 3,56,292          | ..              | 8,357         | 4,020           | 3,68,669         | 3,04,436          | ..              | 3,186         | 4,611           | 3,12,232         |
| Central Provinces and Berar . . . . .  | 3,40,321          | ..              | ..            | 18              | 3,40,639         | 3,11,133          | ..              | ..            | 707             | 3,11,840         |
| Assam . . . . .                        | 71,215            | 6,103           | ..            | 2,088           | 79,406           | 80,500            | 8,269           | 321           | 2,624           | 91,714           |
| North-West Frontier Province . . . . . | 20,384            | ..              | ..            | ..              | 20,384           | 41,459            | ..              | ..            | ..              | 41,459           |
| Coorg . . . . .                        | 2,504*            | ..              | ..            | ..              | 2,504*           | 6,230*            | 281*            | ..            | ..              | 6,511*           |
| Delhi . . . . .                        | ..                | ..              | ..            | ..              | ..               | 5,067             | ..              | ..            | ..              | 5,067            |
| Ajmer-Merwara . . . . .                | 13,450            | ..              | ..            | 700             | 14,150           | 17,172            | ..              | ..            | 576             | 17,748           |
| Baluchistan . . . . .                  | 8,309             | ..              | ..            | ..              | 8,309            | 4,662             | ..              | ..            | ..              | 4,662            |
| Bangalore . . . . .                    | 4,785             | ..              | ..            | ..              | 4,785            | 5,457             | ..              | ..            | ..              | 5,457            |
| Other Administered Areas . . . . .     | ..                | 22,441          | 49            | 309             | 22,799           | ..                | ..              | 315           | 19,850          | 20,165           |
| <b>INDIA</b>                           | <b>89,89,875</b>  | <b>1,26,470</b> | <b>21,901</b> | <b>1,45,895</b> | <b>42,33,941</b> | <b>36,63,151</b>  | <b>1,23,019</b> | <b>16,934</b> | <b>1,75,345</b> | <b>39,78,449</b> |
| INDIA . . . . .                        | 1921-22           | 41,18,454       | 4,14,850      | 16,271          | 1,13,277         | 46,62,852         |                 |               |                 |                  |
|  | 1916-17           | 17,82,040       | 3,65,880      | 21,153          | 85,827           | 22,34,900         |                 |               |                 |                  |
|  | 1911-12           | 12,49,348       | 1,42,256      | 18,247          | 74,457           | 14,84,308         |                 |               |                 |                  |
|  | 1906-07           | 7,46,601        | 86,518        | 9,974           | 54,716           | 8,97,809          |                 |               |                 |                  |
|  | 1901-02           | 3,77,407        | 1,04,145      | 589             | 50,614           | 5,32,755          |                 |               |                 |                  |
|  | 1896-97           | 4,15,811        | 1,03,104      | 1,549           | 59,654           | 5,80,118          |                 |               |                 |                  |

\* Contribution to the Bangalore Training School.

TABLE 66.—Expenditure on Training Schools for Females.

| Province.                              | 1926-27.          |               |               |                 |                  | 1931-32.          |               |               |                 |                  |
|--|-------------------|---------------|---------------|-----------------|------------------|-------------------|---------------|---------------|-----------------|------------------|
|  | Government funds. | Board funds.  | Fees.         | Other sources.  | Total.           | Government funds. | Board funds.  | Fees.         | Other sources.  | Total.           |
|  | Rs.               | Rs.           | Rs.           | Rs.             | Rs.              | Rs.               | Rs.           | Rs.           | Rs.             | Rs.              |
| Madras . . . . .                       | 4,27,833          | 1,745         | 6,258         | 80,180          | 5,16,016         | 5,38,823          | 13,415        | 6,770         | 1,55,026        | 7,14,034         |
| Bombay . . . . .                       | 1,66,797          | 9,608         | 7,514         | 45,995          | 2,29,914         | 1,54,875          | 15,189        | 10,636        | 60,135          | 2,40,835         |
| Bengal . . . . .                       | 60,264            | ..            | 2,218         | 8,488           | 70,970           | 65,417            | ..            | ..            | 18,635          | 84,052           |
| United Provinces . . . . .             | 1,17,426          | 410           | 6,285         | 25,625          | 1,49,755         | 1,65,649          | 143           | 13,244        | 21,390          | 2,00,426         |
| Punjab . . . . .                       | 77,675            | ..            | 2,424         | 11,573          | 91,672           | 1,06,086          | 521           | 3,319         | 6,359           | 1,16,285         |
| Burma . . . . .                        | 1,51,970          | ..            | ..            | 6,595           | 1,58,565         | 61,901            | ..            | ..            | 11,206          | 73,107           |
| Bihar and Orissa . . . . .             | 59,788            | ..            | 768           | 8,561           | 69,117           | 51,255            | ..            | 790           | 7,913           | 59,958           |
| Central Provinces and Berar . . . . .  | 53,447            | ..            | 316           | 7,347           | 61,110           | 50,933            | ..            | 1,664         | 13,400          | 65,997           |
| Assam . . . . .                        | 1,834             | ..            | ..            | 240             | 2,074            | 3,066             | ..            | ..            | ..              | 3,066            |
| North-West Frontier Province . . . . . | 6,972             | ..            | 107           | 1,346           | 8,425            | 15,617            | ..            | ..            | ..              | 15,617           |
| Coorg . . . . .                        | ..                | ..            | ..            | ..              | ..               | ..                | ..            | ..            | ..              | ..               |
| Delhi . . . . .                        | 11,880            | ..            | ..            | ..              | 11,880           | 16,808            | ..            | ..            | ..              | 16,808           |
| Ajmer-Merwara . . . . .                | ..                | ..            | ..            | ..              | ..               | 1,000             | ..            | 927           | 1,970           | 3,897            |
| Baluchistan . . . . .                  | ..                | ..            | ..            | ..              | ..               | ..                | ..            | ..            | ..              | ..               |
| Bangalore . . . . .                    | 5,780             | ..            | 3,337         | 3,839           | 12,956           | 3,559             | ..            | 3,110         | 3,018           | 9,687            |
| Other Administered Areas . . . . .     | ..                | 13,051        | 1             | 1,848           | 14,900           | 185               | ..            | 184           | 12,221          | 12,590           |
| <b>INDIA</b>                           | <b>11,41,666</b>  | <b>24,823</b> | <b>29,228</b> | <b>2,01,637</b> | <b>13,97,354</b> | <b>12,35,174</b>  | <b>29,268</b> | <b>40,644</b> | <b>3,11,273</b> | <b>16,16,359</b> |
| INDIA .                                | 1921-22           | 9,77,478      | 27,725        | 29,020          | 1,67,025         | 12,01,248         |               |               |                 |                  |
|  | 1916-17           | 4,73,132      | 22,861        | 18,916          | 1,14,001         | 6,28,910          |               |               |                 |                  |
|  | 1911-12           | 2,51,177      | 13,185        | 12,725          | 93,073           | 3,70,160          |               |               |                 |                  |
|  | 1906-07           | 1,46,506      | 18,283        | 13,843          | 64,604           | 2,43,236          |               |               |                 |                  |
|  | 1901-02           | 94,404        | 10,781        | 8,665           | 65,549           | 1,79,399          |               |               |                 |                  |
| 1896-97                                | 82,087            | 12,748        | 8,197         | 65,943          | 1,68,975         |                   |               |               |                 |                  |



## (b) LEGAL EDUCATION.

TABLE 67.—Law Colleges and Schools, pupils in them, and expenditure.

| Province.                    | Institutions and Pupils. |         |               |         |               |         |               |         |               |         | Expenditure.           |            |                     |          |
|------------------------------|--------------------------|---------|---------------|---------|---------------|---------|---------------|---------|---------------|---------|------------------------|------------|---------------------|----------|
|                              | Government.              |         | Board.        |         | Aided.        |         | Unaided.      |         | Total.        |         | From Government funds. | From Fees. | From Other sources. | Total.   |
|                              | Institutions.            | Pupils. | Institutions. | Pupils. | Institutions. | Pupils. | Institutions. | Pupils. | Institutions. | Pupils. |                        |            |                     |          |
| Madras                       | 1                        | 498     | ..            | ..      | ..            | ..      | ..            | ..      | 1             | 498     | Rs.                    | Rs.        | Rs.                 | Rs.      |
| Bombay                       | 1                        | 601     | ..            | ..      | ..            | ..      | 3             | 788     | 4             | 1,389   | ..                     | 60,369     | 75                  | 60,444   |
| Bengal                       | ..                       | ..      | ..            | ..      | 2             | 1,898   | 1             | 634     | 3             | 2,527   | 24,000                 | 1,38,596   | 8,423               | 1,47,019 |
| United Provinces             | ..                       | ..      | ..            | ..      | ..            | 1,270*  | ..            | ..      | ..            | 1,270*  | ..                     | 2,47,018   | 1,042               | 2,73,060 |
| Punjab                       | ..                       | ..      | ..            | ..      | ..            | ..      | 1             | 625     | 1             | 625     | ..                     | 78,952     | ..                  | 78,952   |
| Burma                        | ..                       | ..      | ..            | ..      | ..            | 88*     | ..            | ..      | ..            | 88*     | ..                     | ..         | ..                  | ..       |
| Bihar and Orissa             | 3                        | 405     | ..            | ..      | ..            | ..      | ..            | ..      | 3             | 405     | 23,998                 | 44,336     | ..                  | 68,334   |
| Central Provinces and Berar  | ..                       | ..      | ..            | ..      | 1(a)          | 347     | ..            | ..      | 1             | 347     | ..                     | ..         | ..                  | ..       |
| Assam                        | 1                        | 75      | ..            | ..      | ..            | ..      | ..            | ..      | 1             | 75      | 10,311                 | 8,864      | ..                  | 19,175   |
| North-West Frontier Province | ..                       | ..      | ..            | ..      | ..            | ..      | ..            | ..      | ..            | ..      | ..                     | ..         | ..                  | ..       |
| Coorg                        | ..                       | ..      | ..            | ..      | ..            | ..      | ..            | ..      | ..            | ..      | ..                     | ..         | ..                  | ..       |
| Delhi                        | ..                       | ..      | ..            | ..      | ..            | 104*    | ..            | ..      | ..            | 104*    | ..                     | ..         | ..                  | ..       |
| Ajmer-Merwara                | ..                       | ..      | ..            | ..      | ..            | ..      | ..            | ..      | ..            | ..      | ..                     | ..         | ..                  | ..       |
| Baluchistan                  | ..                       | ..      | ..            | ..      | ..            | ..      | ..            | ..      | ..            | ..      | ..                     | ..         | ..                  | ..       |
| Bangalore                    | ..                       | ..      | ..            | ..      | ..            | ..      | ..            | ..      | ..            | ..      | ..                     | ..         | ..                  | ..       |
| Other Administered Areas     | ..                       | ..      | ..            | ..      | ..            | ..      | ..            | ..      | ..            | ..      | ..                     | ..         | ..                  | ..       |
| 1931-32                      | 6                        | 1,579   | ..            | ..      | 3             | 2,762   | 5             | 1,997   | 14            | 7,278   | 56,309                 | 5,78,135   | 9,540               | 6,40,924 |
| INDIA                        | 6                        | 2,268   | ..            | ..      | 3             | 4,138   | 6             | 1,817   | 15            | 8,213   | 7,570                  | 5,98,176   | 36,578              | 6,43,324 |
| 1926-27                      | 9                        | 3,829   | ..            | ..      | ..            | ..      | 6             | 1,527   | 15            | 5,356   | 49,377                 | 4,55,264   | 36,784              | 5,41,875 |
| 1916-17                      | 13                       | 3,944   | 1             | 4       | ..            | ..      | 9             | 1,511   | 23            | 5,479   | 32,781                 | 3,77,179   | 19,240              | 4,29,300 |
| 1911-12                      | 12                       | 1,857   | 1             | 12      | ..            | ..      | 10            | 1,177   | 23            | 3,046   | 37,093                 | 2,19,373   | 8,028               | 2,64,494 |
| 1906-07                      | 12                       | 1,276   | 1             | 18      | ..            | ..      | 14            | 1,604   | 27            | 2,898   | —3,547                 | 1,44,742   | 8,299               | 1,49,494 |
| 1901-02                      | 14                       | 1,088   | 1             | 10      | 2             | 135     | 18            | 1,575   | 35            | 2,808   | 7,297                  | 1,11,028   | 7,461               | 1,23,788 |
| 1896-97                      | 15                       | 1,300   | 1             | 12      | 3             | 548     | 15            | 1,160   | 34            | 3,020   | —6,106                 | 1,33,596   | 8,014               | 1,35,504 |

\* Reading at the University Department— separate figures for expenditure are not available.

(a) University College of Law, Nagpur; expenses met by the University and included under University expenditure.

## (c) MEDICAL EDUCATION.

TABLE 68.—Government Medical Colleges and Expenditure.

| Province.        | Name of Institution.                        | 1926-27.     |                        |                 |                     |                  | 1931-32.     |                        |                 |                     |                  |
|------------------|---|--------------|------------------------|-----------------|---------------------|------------------|--------------|------------------------|-----------------|---------------------|------------------|
|                  |   | Students.    | Expenditure.           |                 |                     |                  | Students.    | Expenditure.           |                 |                     |                  |
|                  |   |              | From Government funds. | From fees.      | From other sources. | Total            |              | From Government funds. | From fees.      | From other sources. | Total.           |
|                  |   |              | Rs.                    | Rs.             | Rs.                 | Rs.              | Rs.          | Rs.                    | Rs.             | Rs.                 | Rs.              |
| Madras           | Medical College, Madras.                    | 586          | 3,06,595               | 91,002          | 201                 | 3,97,798         | 711          | 4,41,819               | 95,859          | 2,552               | 5,40,230         |
|                  | Medical College, Vizagapatam.               |              |                        |                 |                     |                  |              |                        |                 |                     |                  |
| Bombay           | The Grant Medical College, Bombay.          | 518          | 1,99,451               | 1,39,364        | 5,057               | 3,43,872         | 488          | 2,00,282               | 1,14,442        | 11,101              | 3,25,825         |
| Bengal           | Medical College, Calcutta                   | 939          | 4,40,295               | 9,000           | ..                  | 4,49,295         | 739          | 5,12,811               | 1,39,194        | 1,54,675            | 8,06,680         |
|                  | School of Tropical Medicine, Calcutta.      | 79           | 3,19,913               | 20,270          | ..                  | 3,40,183         |              |                        |                 |                     |                  |
| Punjab           | King Edward Medical College, Lahore.        | 488          | 3,74,062               | 39,715          | ..                  | 4,13,777         | 432          | 3,57,961               | 59,186          | ..                  | 4,17,147         |
| Bihar and Orissa | The Prince of Wales Medical College, Patna. | 154          | 2,38,207               | 20,747          | ..                  | 2,58,954         | 247          | 1,97,758               | 35,501          | ..                  | 2,33,259         |
| <b>INDIA</b>     | ..  | <b>2,764</b> | <b>18,78,523</b>       | <b>3,20,098</b> | <b>5,258</b>        | <b>22,03,379</b> | <b>2,617</b> | <b>17,10,631</b>       | <b>4,44,182</b> | <b>1,68,323</b>     | <b>23,23,141</b> |

TABLE 69.—*Medical Schools with Expenditure.*

| Province.                              | 1926-27.      |              |                        |                   |                 |                     | 1931-32.         |               |              |                        |                   |                 |                     |                  |
|--|---------------|--------------|------------------------|-------------------|-----------------|---------------------|------------------|---------------|--------------|------------------------|-------------------|-----------------|---------------------|------------------|
|  | Institutions. | Pupils.      | Expenditure.           |                   |                 |                     | Total.           | Institutions. | Pupils.      | Expenditure.           |                   |                 |                     | Total.           |
|  |               |              | From Government funds. | From Board funds. | From fees.      | From other sources. |                  |               |              | From Government funds. | From Board funds. | From fees.      | From other sources. |                  |
|  |               | Rs.          | Rs.                    | Rs.               | Rs.             | Rs.                 |                  |               | Rs.          | Rs.                    | Rs.               | Rs.             | Rs.                 |                  |
| Madras . . . . .                       | 7             | 881          | 5,02,111               | ..                | 60,478          | 660                 | 5,83,258         | 6             | 1,229        | 5,12,183               | ..                | 76,638          | 64,399              | 6,53,215         |
| Bombay . . . . .                       | 4             | 441          | 1,56,842               | 2,250             | 10,818          | 6,086               | 1,84,096         | 3             | 585          | 1,83,718               | ..                | 34,490          | 805                 | 1,69,013         |
| Bengal . . . . .                       | 10            | 2,282        | 1,91,131               | 2,280             | 1,41,143        | 3,204               | 3,87,758         | 9             | 2,418        | 1,77,390               | 27,440            | 2,50,819        | 35,706              | 4,91,355         |
| United Provinces . . . . .             | 2             | 351          | 1,74,022               | ..                | 4,844           | 5,884               | 1,84,750         | 3             | 451          | 1,71,181               | 120               | 7,971           | 6,742               | 1,86,014         |
| Punjab . . . . .                       | 4             | 772          | 1,54,250               | 7,255             | 26,361          | 28,579              | 2,16,445         | 4             | 909          | 2,03,084               | 14,886            | 42,360          | 1,16,024            | 3,76,354         |
| Burma . . . . .                        | 1             | 96           | 64,729                 | ..                | 2,781           | ..                  | 67,510           | 1             | 149          | 80,927                 | ..                | 6,556           | ..                  | 87,483           |
| Bihar and Orissa . . . . .             | 2             | 387          | 1,31,271               | ..                | 15,785          | 2,494               | 1,49,550         | 2             | 386          | 1,19,263               | ..                | 17,103          | 2,588               | 1,38,954         |
| Central Provinces and Berar . . . . .  | 1             | 247          | 78,480                 | ..                | 6,543           | 546                 | 85,569           | 2             | 275          | 35,320                 | ..                | 10,436          | 204                 | 45,960           |
| Assam . . . . .                        | ..            | ..           | ..                     | ..                | ..              | ..                  | ..               | ..            | ..           | ..                     | ..                | ..              | ..                  | ..               |
| North-West Frontier Province . . . . . | ..            | ..           | ..                     | ..                | ..              | ..                  | ..               | ..            | ..           | ..                     | ..                | ..              | ..                  | ..               |
| Coorg . . . . .                        | ..            | ..           | ..                     | ..                | ..              | ..                  | ..               | ..            | ..           | ..                     | ..                | ..              | ..                  | ..               |
| Delhi . . . . .                        | ..            | ..           | ..                     | ..                | ..              | ..                  | ..               | ..            | ..           | ..                     | ..                | ..              | ..                  | ..               |
| Ajmer-Merwara . . . . .                | ..            | ..           | ..                     | ..                | ..              | ..                  | ..               | ..            | ..           | ..                     | ..                | ..              | ..                  | ..               |
| Baluchistan . . . . .                  | ..            | ..           | ..                     | ..                | ..              | ..                  | ..               | ..            | ..           | ..                     | ..                | ..              | ..                  | ..               |
| Bangalore . . . . .                    | ..            | ..           | ..                     | ..                | ..              | ..                  | ..               | ..            | ..           | ..                     | ..                | ..              | ..                  | ..               |
| Other Administered Areas . . . . .     | 1             | 296          | ..                     | ..                | 30,393          | 30,395              | 69,778           | 1             | 317          | ..                     | ..                | 28,718          | 30,251              | 58,969           |
| <b>INDIA . . . . .</b>                 | <b>32</b>     | <b>5,783</b> | <b>14,52,836</b>       | <b>11,785</b>     | <b>3,17,136</b> | <b>77,867</b>       | <b>18,59,614</b> | <b>31</b>     | <b>6,719</b> | <b>14,32,066</b>       | <b>43,446</b>     | <b>4,75,086</b> | <b>3,56,719</b>     | <b>22,07,317</b> |

## (d) ENGINEERING EDUCATION.

TABLE 70.—Government Engineering Colleges and Schools with Expenditure.

| Province.         | Name of Institutions.                            | 1926-27.     |                        |                 |                     |                  | 1931-32.     |                        |                 |                     |                  |
|-------------------|--|--------------|------------------------|-----------------|---------------------|------------------|--------------|------------------------|-----------------|---------------------|------------------|
|                   |  | Pupils.      | Expenditure.           |                 |                     |                  | Pupils.      | Expenditure.           |                 |                     |                  |
|                   |  |              | From Government funds. | From fees.      | From other sources. | Total.           |              | From Government funds. | From fees.      | From other sources. | Total.           |
| Madras            | 1. College of Engineering Guindy.                | 183          | Rs. 1,28,656           | Rs. 26,591      | Rs. 8,064           | Rs. 1,63,211     | 253          | Rs. 1,23,557           | Rs. 54,473      | Rs. 14,420          | Rs. 1,92,450     |
|                   | 2. School of Engineering, Vizagapatam.           | 162          | 38,373                 | 7,257           | 347                 | 45,976           | 443          | 10,963                 | 5,383           | ..                  | 16,346           |
|                   | 3. School of Engineering, Trichinopoly.          |              |                        |                 |                     |                  |              |                        |                 |                     |                  |
| Bombay            | The College of Engineering, Poona.               | 184          | 1,67,680               | 27,775          | 3,026               | 1,98,481         | 172          | 1,68,645               | 35,150          | 1,409               | 2,05,204         |
|                   | College of Engineering Diploma Classes, Poona.   | ..           | ..                     | ..              | ..                  | ..               | 269          | 38,697                 | 11,090          | 245                 | 50,032           |
| Bengal            | 1. Bengal Engineering College, Silpur.           | 291          | 3,01,825               | 33,257          | 3,610               | 3,38,692         | 307          | 3,39,310               | 51,631          | 7,658               | 3,98,599         |
|                   | 2. Ahsanulla School of Engineering, Dacca.       | 518          | 1,07,856               | 27,164          | 5,083               | 1,40,103         | 493          | 87,354                 | 34,312          | 7,856               | 1,25,376         |
|                   | 3. Mainamati Survey School, Comilla.             |              |                        |                 |                     |                  | 68           | 15,620                 |                 |                     | 19,766           |
| United Provinces  | Thomason Civil Engineering College, Roorkee.     | 198          | 2,64,190               | 53,106          | 1,08,957            | 4,26,253         | 188          | 1,07,421               | 26,118          | 53,739              | 1,87,278         |
| Punjab            | 1. MacLagan College of Engineering, Mughal-pura. | 207          | 2,06,423               | 2,505           | ..                  | 2,08,928         | 235          | 2,55,940               | 1,721           | ..                  | 2,57,661         |
|                   | 2. School of Engineering, Rasul.                 | 129          | 58,352                 | 24,788          | ..                  | 83,140           | 174          | 55,526                 | 41,442          | ..                  | 96,968           |
| Burma             | Government School of Engineering, Insein.        | 251          | 2,76,339               | 1,450           | ..                  | 2,77,789         | 239          | 2,71,981               | 5,480           | ..                  | 2,77,461         |
| Bihar and Orissa  | 1. Bihar College of Engineering, Patna.          | 263          | 1,34,015               | 16,612          | 970                 | 1,51,597         | 252          | 1,23,368               | 19,312          | ..                  | 1,42,680         |
|                   | 2. Orissa School of Engineering, Cuttack.        | 167          | 36,852                 | 6,000           | 10,611              | 53,463           | 103          | 48,295                 | 6,108           | 3,894               | 58,297           |
| Central Provinces | Engineering School, Nagpur.                      | 160          | 61,720                 | ..              | ..                  | 61,720           | 153          | 75,299                 | ..              | ..                  | 75,299           |
| <b>INDIA</b>      | .....  | <b>2,713</b> | <b>17,82,180</b>       | <b>2,26,505</b> | <b>1,40,668</b>     | <b>21,49,353</b> | <b>3,849</b> | <b>17,21,976</b>       | <b>2,92,220</b> | <b>89,221</b>       | <b>21,03,417</b> |

## (e) AGRICULTURAL EDUCATION.

TABLE 71.—Government Agricultural Colleges with Expenditure.

| Province.                    | Name of Institutions.            | 1926-27.   |                        |               |                     |                 | 1931-32.   |                        |               |                     |                 |
|------------------------------|----------------------------------|------------|------------------------|---------------|---------------------|-----------------|------------|------------------------|---------------|---------------------|-----------------|
|                              |                                  | Pupils.    | Expenditure.           |               |                     |                 | Pupils.    | Expenditure.           |               |                     |                 |
|                              |                                  |            | From Government funds. | From fees.    | From other sources. | Total.          |            | From Government funds. | From fees.    | From other sources. | Total.          |
|                              |                                  |            | Rs.                    | Rs.           | Rs.                 | Rs.             | Rs.        | Rs.                    | Rs.           | Rs.                 |                 |
| Madras . . .                 | Agricultural College, Coimbatore | 82         | 1,01,237               | ..            | 307                 | 1,01,544        | 150        | 1,18,603               | ..            | 205                 | 1,18,808        |
| Bombay . . .                 | Agricultural College, Poona .    | 201        | 1,26,434               | 9,420         | ..                  | 1,35,854        | 231        | 1,49,003               | 21,850        | ..                  | 1,70,853        |
| United Provinces .           | Agricultural College, Cawnpore   | 147        | 1,01,181               | 4,060         | ..                  | 1,05,241        | 168        | 1,23,717               | 6,768         | ..                  | 1,30,485        |
| Punjab . . .                 | Agricultural College, Lyallpur . | 186        | 1,09,963               | 18,794        | ..                  | 1,28,757        | 217        | 92,481                 | 39,128        | ..                  | 1,31,609        |
| Jurma . . .                  | Agricultural College, Mandalay.  | 46         | 84,775                 | ..            | ..                  | 84,775          | 26         | 2,19,599               | ..            | ..                  | 2,19,599        |
| Bihar and Orissa .           | Agricultural College, Pusa .     | ..         | ..                     | ..            | ..                  | ..              | (a)<br>9   | ..                     | ..            | ..                  | ..              |
| Central Provinces and Berar. | Agricultural College, Nagpur .   | 109        | 71,932                 | 5,629         | 1,440               | 79,001          | 101        | 66,764                 | 11,849        | ..                  | 78,613          |
| <b>INDIA .</b>               |                                  | <b>771</b> | <b>5,95,522</b>        | <b>37,903</b> | <b>1,747</b>        | <b>6,35,172</b> | <b>902</b> | <b>7,70,167</b>        | <b>79,895</b> | <b>205</b>          | <b>8,49,767</b> |

(a) The College is maintained by the Government of India; separate figures for expenditure are not available.

## VI.—INDIAN AND COMMERCIAL EDUCATION.

TABLE 72.—Technical and Industrial Schools, by periods.

| Province.                              | 1906-07.      |              | 1911-12.      |               | 1916-17.      |               | 1921-22.      |               | 1926-27.      |               | 1931-32.      |               |
|--|---------------|--------------|---------------|---------------|---------------|---------------|---------------|---------------|---------------|---------------|---------------|---------------|
|  | Institutions. | Pupils.      | Institutions. | Pupils.       | Institutions. | Pupils.       | Institutions. | Pupils.       | Institutions. | Pupils.       | Institutions. | Pupils.       |
| Madras . . . . .                       | 14            | 290          | 44            | 2,121         | 40            | 1,961         | 41            | 2,039         | 63            | 4,307         | 73            | 5,738         |
| Bombay . . . . .                       | 31            | 2,030        | 31            | 2,267         | 26            | 1,708         | 31            | 1,829         | 33            | 2,878         | 44            | 2,895         |
| Bengal* . . . . .                      | 52            | 1,275        | 50            | 1,862         | 59            | 2,035         | 86            | 3,631         | 153           | 6,234         | 144           | 6,315         |
| United Provinces . . . . .             | 11            | 782          | 35            | 1,671         | 28            | 1,478         | 37            | 1,780         | 111           | 3,941         | 107           | 3,933         |
| Punjab† . . . . .                      | 19            | 1,639        | 30            | 2,614         | 33            | 2,901         | 25            | 2,399         | 24            | 3,535         | 43            | 4,516         |
| Burma . . . . .                        | 3             | 193          | 3             | 231           | 4             | 252           | 3             | 116           | 2             | 167           | 2             | 231           |
| Bihar and Orissa* . . . . .            | ..            | ..           | 37            | 966           | 38            | 1,316         | 32            | 1,543         | 43            | 2,462         | 48            | 2,079         |
| Central Provinces and Berar . . . . .  | 5             | 136          | 7             | 289           | 9             | 350           | 7             | 298           | 2             | 101           | 2             | 149           |
| Assam . . . . .                        | (a) 12        | (a) 475      | 5             | 43            | 7             | 71            | 12            | 170           | 15            | 476           | 15            | 374           |
| North-West Frontier Province . . . . . | ..            | ..           | ..            | ..            | ..            | ..            | ..            | ..            | ..            | ..            | ..            | ..            |
| Coorg . . . . .                        | ..            | ..           | ..            | ..            | ..            | ..            | ..            | ..            | 1             | 10            | 1             | 12            |
| Delhi † . . . . .                      | ..            | ..           | ..            | ..            | 2             | 239           | 1             | 173           | 1             | 263           | 2             | 336           |
| Ajmer-Merwara . . . . .                | ..            | ..           | ..            | ..            | 4             | 98            | 1             | 104           | 1             | 127           | 1             | 102           |
| Baluchistan . . . . .                  | ..            | ..           | ..            | ..            | ..            | ..            | ..            | ..            | ..            | ..            | ..            | ..            |
| Bangalore . . . . .                    | ..            | ..           | ..            | ..            | 1             | 117           | ..            | ..            | 1             | 36            | 1             | 31            |
| Other Administered Areas . . . . .     | ..            | ..           | ..            | ..            | ..            | ..            | ..            | ..            | ..            | ..            | ..            | ..            |
| <b>INDIA . . . . .</b>                 | <b>147</b>    | <b>6,820</b> | <b>242</b>    | <b>12,064</b> | <b>251</b>    | <b>12,706</b> | <b>276</b>    | <b>14,082</b> | <b>460</b>    | <b>24,537</b> | <b>483</b>    | <b>26,711</b> |

\* Bihar and Orissa was included in Bengal upto 1910-11.

† Punjab included Delhi upto 1911-12.

(a) For Eastern Bengal and Assam.

TABLE 73.—*Technical and Industrial Schools, by management.*

| Provinces.                             | Government.        |              | Board.             |              | Aided.             |               | Unaided.           |            | Total.             |               |
|--|--------------------|--------------|--------------------|--------------|--------------------|---------------|--------------------|------------|--------------------|---------------|
|  | Institu-<br>tions. | Pupils.      | Institu-<br>tions. | Pupils.      | Institu-<br>tions. | Pupils.       | Institu-<br>tions. | Pupils.    | Institu-<br>tions. | Pupils.       |
| Madras . . . . .                       | 8                  | 1,702        | 1                  | 20           | 64                 | 4,016         | ..                 | ..         | 73                 | 5,788         |
| Bombay . . . . .                       | 5                  | 224          | 7                  | 699          | 29                 | 1,766         | 3                  | 206        | 44                 | 2,895         |
| Bengal . . . . .                       | 33                 | 888          | 5                  | 477          | 97                 | 4,719         | 9                  | 231        | 144                | 6,315         |
| United Provinces . . . . .             | 27                 | 1,639        | 8                  | 85           | 71                 | 2,204         | 1                  | 5          | 107                | 3,983         |
| Punjab . . . . .                       | 32                 | 3,829        | 1                  | 46           | 8                  | 534           | 2                  | 107        | 43                 | 4,516         |
| Burma . . . . .                        | 1                  | 39           | ..                 | ..           | 1                  | 192           | ..                 | ..         | 2                  | 231           |
| Bihar and Orissa . . . . .             | 20                 | 859          | ..                 | ..           | 23                 | 1,101         | 5                  | 119        | 48                 | 2,079         |
| Central Provinces and Berar . . . . .  | ..                 | ..           | ..                 | ..           | 2                  | 149           | ..                 | ..         | 2                  | 149           |
| Assam . . . . .                        | 7                  | 129          | 4                  | 91           | 3                  | 142           | 1                  | 12         | 15                 | 374           |
| North-West Frontier Province . . . . . | ..                 | ..           | ..                 | ..           | ..                 | ..            | ..                 | ..         | ..                 | ..            |
| Coorg . . . . .                        | 1                  | 12           | ..                 | ..           | ..                 | ..            | ..                 | ..         | 1                  | 12            |
| Delhi . . . . .                        | 1                  | 271          | ..                 | ..           | 1                  | 65            | ..                 | ..         | 2                  | 336           |
| Ajmer-Merwara . . . . .                | ..                 | ..           | ..                 | ..           | ..                 | ..            | 1                  | 102        | 1                  | 102           |
| Baluchistan . . . . .                  | ..                 | ..           | ..                 | ..           | ..                 | ..            | ..                 | ..         | ..                 | ..            |
| Bangalore . . . . .                    | ..                 | ..           | ..                 | ..           | 1                  | 31            | ..                 | ..         | 1                  | 31            |
| Other Administered Areas . . . . .     | ..                 | ..           | ..                 | ..           | ..                 | ..            | ..                 | ..         | ..                 | ..            |
| <b>INDIA—1931-32 . . . . .</b>         | <b>135</b>         | <b>9,592</b> | <b>26</b>          | <b>1,418</b> | <b>300</b>         | <b>14,919</b> | <b>22</b>          | <b>782</b> | <b>433</b>         | <b>26,711</b> |
| <b>INDIA</b> { 1926-27 . . . . .       | 107                | 7,344        | 33                 | 1,938        | 290                | 14,193        | 20                 | 1,062      | 450                | 24,537        |
| 1921-22 . . . . .                      | 57                 | 3,527        | 37                 | 2,770        | 162                | 7,140         | 20                 | 645        | 276                | 14,032        |
| 1916-17 . . . . .                      | 42                 | 2,545        | 42                 | 3,010        | 141                | 6,451         | 26                 | 700        | 251                | 12,076        |
| 1911-12 . . . . .                      | 25                 | 1,365        | 39                 | 2,451        | 141                | 6,657         | 32                 | 1,278      | 242                | 12,034        |
| 1906-07 . . . . .                      | 9                  | 947          | 36                 | 1,632        | 79                 | 3,301         | 19                 | 684        | 147                | 6,820         |
| 1901-02 . . . . .                      | 5                  | 725          | 16                 | 1,094        | 45                 | 2,373         | 15                 | 579        | 84                 | 4,977         |
| 1896-97 . . . . .                      | 6                  | 564          | 16                 | 1,090        | 25                 | 877           | 6                  | 299        | 57                 | 3,101         |

TABLE 74.—*Expenditure on Technical and Industrial Education, by sources.*

| Province.                              | 1926-27.                    |                 |                  |                  | 1931-32.                    |                 |                  |                  |
|--|-----------------------------|-----------------|------------------|------------------|-----------------------------|-----------------|------------------|------------------|
|  | Government and Board funds. | Fees.           | Other sources.   | Total.           | Government and Board funds. | Fees.           | Other sources.   | Total.           |
|  | Rs.                         | Rs.             | Rs.              | Rs.              | Rs.                         | Rs.             | Rs.              | Rs.              |
| Madras . . . . .                       | 3,19,632                    | 20,107          | 8,30,471         | 11,70,210        | 3,37,732                    | 25,606          | 9,18,242         | 12,81,580        |
| Bombay . . . . .                       | 3,06,371                    | 1,02,685        | 1,68,749         | 5,77,805         | 2,60,850                    | 1,24,397        | 1,11,235         | 4,96,482         |
| Bengal . . . . .                       | 3,77,059                    | 35,593          | 1,94,793         | 6,07,445         | 4,91,950                    | 49,870          | 1,96,326         | 7,38,146         |
| United Provinces . . . . .             | 6,31,875                    | 2,377           | 35,919           | 6,70,171         | 6,69,747                    | 8,221           | 1,78,423         | 8,56,391         |
| Punjab . . . . .                       | 2,06,047                    | 14,771          | 18,322           | 2,39,140         | 3,48,236                    | 16,055          | 29,496           | 3,93,787         |
| Burma . . . . .                        | 32,325                      | ..              | 6,000            | 38,325           | 43,891                      | ..              | 12,000           | 55,891           |
| Bihar and Orissa . . . . .             | 4,24,724                    | 8,957           | 2,16,088         | 6,49,769         | 3,20,110                    | 13,087          | 2,44,288         | 5,77,485         |
| Central Provinces and Berar . . . . .  | 1,700                       | ..              | 14,410           | 16,110           | 1,597                       | ..              | 14,388           | 15,985           |
| Assam . . . . .                        | 44,195                      | 2,640           | 2,925            | 49,760           | 51,531                      | 717             | 1,119            | 53,867           |
| North-West Frontier Province . . . . . | ..                          | ..              | ..               | ..               | ..                          | ..              | ..               | ..               |
| Coorg . . . . .                        | 2,486                       | ..              | ..               | 2,486            | 2,582                       | ..              | 393              | 2,975            |
| Delhi . . . . .                        | 15,298                      | 972             | ..               | 16,270           | 17,683                      | ..              | 4,554            | 22,237           |
| Ajmer-Merwara . . . . .                | ..                          | ..              | 3,850            | 3,850            | ..                          | ..              | 4,000            | 4,000            |
| Baluchistan . . . . .                  | ..                          | ..              | ..               | ..               | ..                          | ..              | ..               | ..               |
| Bangalore . . . . .                    | 3,287                       | ..              | ..               | 3,287            | 2,973                       | ..              | ..               | 2,973            |
| Other Administered Areas . . . . .     | ..                          | ..              | ..               | ..               | ..                          | ..              | ..               | ..               |
| <b>INDIA</b>                           | <b>23,64,999</b>            | <b>1,88,102</b> | <b>14,91,527</b> | <b>40,44,628</b> | <b>25,48,882</b>            | <b>2,37,953</b> | <b>17,14,464</b> | <b>45,01,299</b> |



TABLE 75.—Schools of Art.

| Province.                  | 1926-27.          |              |                                  |               |                     |                 | 1931-32.  |              |                                  |               |                     |                 |
|----------------------------|-------------------|--------------|----------------------------------|---------------|---------------------|-----------------|-----------|--------------|----------------------------------|---------------|---------------------|-----------------|
|                            | Schools.          | Pupils.      | Expenditure.                     |               |                     |                 | Schools.  | Pupils.      | Expenditure.                     |               |                     |                 |
|                            |                   |              | From Government and Board funds. | From fees.    | From other sources. | Total.          |           |              | From Government and Board funds. | From fees.    | From other sources. | Total.          |
|                            |                   |              | Rs.                              | Rs.           | Rs.                 | Rs.             |           |              | Rs.                              | Rs.           | Rs.                 | Rs.             |
| Madras . . . . .           | 1                 | 494          | 59,251                           | ..            | ..                  | 59,251          | 4         | 614          | 43,872                           | 316           | 16,993              | 61,281          |
| Bombay . . . . .           | 2                 | 575          | 1,21,439                         | 9,463         | 1,602               | 1,32,504        | 3         | 743          | 91,469                           | 21,461        | 3,497               | 1,16,427        |
| Bengal . . . . .           | 6                 | 567          | 71,149                           | 16,249        | 14,547              | 1,01,936        | 5         | 519          | 55,000                           | 16,855        | 10,121              | 81,976          |
| United Provinces . . . . . | 1                 | 164          | 62,078                           | 1,926         | 3,190               | 67,194          | 2         | 258          | 47,661                           | 2,509         | 3,936               | 54,106          |
| Punjab . . . . .           | 1                 | 164          | 82,706                           | 1,606         | 4,571               | 88,883          | 1         | 264          | 55,497                           | 1,999         | 8,659               | 66,155          |
| Burma . . . . .            | ..                | ..           | ..                               | ..            | ..                  | ..              | 1         | 56           | 425                              | 460           | 375                 | 1,260           |
| <b>INDIA</b> . . . . .     | <b>11</b>         | <b>1,964</b> | <b>3,96,623</b>                  | <b>29,235</b> | <b>23,910</b>       | <b>4,49,768</b> | <b>16</b> | <b>2,454</b> | <b>2,94,094</b>                  | <b>43,600</b> | <b>43,581</b>       | <b>3,81,205</b> |
| <b>INDIA</b> . . . . .     | 1921-22 . . . . . | 8            | 1,332                            | 3,77,516      | 14,737              | 25,897          | 4,18,150  |              |                                  |               |                     |                 |
|                            | 1916-17 . . . . . | 9            | 1,695                            | 2,33,960      | 25,660              | 21,771          | 2,81,391  |              |                                  |               |                     |                 |
|                            | 1911-12 . . . . . | 8            | 1,602                            | 1,64,389      | 41,122              | 32,221          | 2,37,732  |              |                                  |               |                     |                 |
|                            | 1906-07 . . . . . | 10           | 1,664                            | 89,786        | 26,742              | 24,636          | 1,41,164  |              |                                  |               |                     |                 |
|                            | 1901-02 . . . . . | 7            | 1,399                            | 1,11,167      | 12,095              | 31,517          | 1,54,779  |              |                                  |               |                     |                 |
| 1898-97 . . . . .          | 7                 | 1,398        | 96,874                           | 12,764        | 13,567              | 1,23,205        |           |              |                                  |               |                     |                 |

**TABLE 76.—Commercial Schools, by management.**

| Province.                              | 1926-27.           |            |                    |           |                    |              |                    |              |                    |              |
|--|--------------------|------------|--------------------|-----------|--------------------|--------------|--------------------|--------------|--------------------|--------------|
|  | Government.        |            | Board.             |           | Aided.             |              | Unaided.           |              | Total.             |              |
|  | Institu-<br>tions. | Pupils.    | Institu-<br>tions. | Pupils.   | Institu-<br>tions. | Pupils.      | Institu-<br>tions. | Pupils.      | Institu-<br>tions. | Pupils.      |
| Madras . . . . .                       | 3                  | 385        | ..                 | ..        | 3                  | 403          | 41                 | 952          | 47                 | 1,740        |
| Bombay . . . . .                       | 4                  | 89         | ..                 | ..        | 7                  | 438          | 23                 | 1,302        | 34                 | 1,829        |
| Bengal . . . . .                       | 1                  | 225        | ..                 | ..        | 3                  | 259          | 23                 | 1,221        | 27                 | 1,705        |
| United Provinces . . . . .             | ..                 | ..         | 1                  | 15        | 3                  | 239          | ..                 | ..           | 4                  | 254          |
| Punjab . . . . .                       | 6                  | 109        | ..                 | ..        | 1                  | 13           | ..                 | ..           | 7                  | 122          |
| Burma . . . . .                        | ..                 | ..         | ..                 | ..        | 13                 | 722          | ..                 | ..           | 13                 | 722          |
| Bihar and Orissa . . . . .             | ..                 | ..         | ..                 | ..        | 3                  | 105          | 7                  | 157          | 10                 | 262          |
| Central Provinces and Berar . . . . .  | ..                 | ..         | ..                 | ..        | ..                 | ..           | ..                 | ..           | ..                 | ..           |
| Assam . . . . .                        | ..                 | ..         | ..                 | ..        | ..                 | ..           | ..                 | ..           | ..                 | ..           |
| North-West Frontier Province . . . . . | ..                 | ..         | ..                 | ..        | ..                 | ..           | ..                 | ..           | ..                 | ..           |
| Coorg . . . . .                        | ..                 | ..         | ..                 | ..        | ..                 | ..           | ..                 | ..           | ..                 | ..           |
| Delhi . . . . .                        | ..                 | ..         | ..                 | ..        | ..                 | ..           | 1                  | 49           | 1                  | 49           |
| Ajmer-Merwara . . . . .                | ..                 | ..         | ..                 | ..        | ..                 | ..           | ..                 | ..           | ..                 | ..           |
| Baluchistan . . . . .                  | ..                 | ..         | ..                 | ..        | ..                 | ..           | ..                 | ..           | ..                 | ..           |
| Bangalore . . . . .                    | ..                 | ..         | ..                 | ..        | 1                  | 22           | ..                 | ..           | 1                  | 22           |
| Other Administered Areas . . . . .     | ..                 | ..         | ..                 | ..        | ..                 | ..           | ..                 | ..           | ..                 | ..           |
| <b>INDIA . . . . .</b>                 | <b>14</b>          | <b>808</b> | <b>1</b>           | <b>15</b> | <b>34</b>          | <b>2,201</b> | <b>95</b>          | <b>3,681</b> | <b>144</b>         | <b>6,705</b> |

TABLE 76.—Commercial Schools, by management—contd.

| Province.                              | 1931-32.           |              |                    |           |                    |              |                    |              |                    |              |
|--|--------------------|--------------|--------------------|-----------|--------------------|--------------|--------------------|--------------|--------------------|--------------|
|  | Government.        |              | Board.             |           | Aided.             |              | Unaided.           |              | Total.             |              |
|  | Institu-<br>tions. | Pupils.      | Institu-<br>tions. | Pupils.   | Institu-<br>tions. | Pupils.      | Institu-<br>tions. | Pupils.      | Institu-<br>tions. | Pupils.      |
| Madras . . . . .                       | 3                  | 335          | ..                 | ..        | 3                  | 356          | 31                 | 673*         | 37                 | 1,363        |
| Bombay . . . . .                       | 4                  | 116          | ..                 | ..        | 2                  | 60           | 28                 | 1,831        | 34                 | 2,007        |
| Bengal . . . . .                       | 1                  | 365          | ..                 | ..        | 3                  | 72           | 21                 | 752          | 25                 | 1,159        |
| United Provinces . . . . .             | ..                 | ..           | ..                 | ..        | 1                  | 166          | ..                 | ..           | 1                  | 166          |
| Punjab . . . . .                       | 9                  | 341          | ..                 | ..        | 1                  | 24           | ..                 | ..           | 10                 | 365          |
| Burma . . . . .                        | ..                 | ..           | ..                 | ..        | 11                 | 526          | ..                 | ..           | 11                 | 526          |
| Bihar and Orissa . . . . .             | 2                  | 34           | ..                 | ..        | 3                  | 117          | 9                  | 213          | 14                 | 364          |
| Central Provinces and Berar . . . . .  | ..                 | ..           | ..                 | ..        | ..                 | ..           | ..                 | ..           | ..                 | —            |
| Assam . . . . .                        | ..                 | ..           | ..                 | ..        | 1                  | 10           | ..                 | ..           | 1                  | 10           |
| North-West Frontier Province . . . . . | ..                 | ..           | ..                 | ..        | ..                 | ..           | ..                 | ..           | ..                 | ..           |
| Cooch . . . . .                        | ..                 | ..           | ..                 | ..        | ..                 | ..           | ..                 | ..           | ..                 | ..           |
| Delhi . . . . .                        | ..                 | ..           | ..                 | ..        | 1                  | 237          | ..                 | ..           | 1                  | 237          |
| Ajmer-Merwara . . . . .                | ..                 | ..           | ..                 | ..        | ..                 | ..           | ..                 | ..           | ..                 | ..           |
| Baluchistan . . . . .                  | ..                 | ..           | ..                 | ..        | ..                 | ..           | ..                 | ..           | ..                 | ..           |
| Bangalore . . . . .                    | ..                 | ..           | ..                 | ..        | 1                  | 19           | ..                 | ..           | 1                  | 19           |
| Other Administered Areas . . . . .     | ..                 | ..           | ..                 | ..        | ..                 | ..           | ..                 | ..           | ..                 | ..           |
| <b>INDIA . . . . .</b>                 | <b>19</b>          | <b>1,191</b> | <b>..</b>          | <b>..</b> | <b>27</b>          | <b>1,586</b> | <b>89</b>          | <b>3,469</b> | <b>135</b>         | <b>6,243</b> |

\* Includes statistics of unrecognised schools.

TABLE 77.—Expenditure on Commercial Schools, by sources.

| Provinces.                             | 1926-27.                    |                 |                |                 | 1931-32.                    |                 |                |                 |
|--|-----------------------------|-----------------|----------------|-----------------|-----------------------------|-----------------|----------------|-----------------|
|  | Government and Board funds. | Fees.           | Other sources. | Total.          | Government and Board funds. | Fees.           | Other sources. | Total.          |
|  | Rs.                         | Rs.             | Rs.            | Rs.             | Rs.                         | Rs.             | Rs.            | Rs.             |
| Madras . . . . .                       | 30,051                      | 42,179          | 12,202         | 84,432          | 30,461                      | 33,531          | 9,873          | 73,865          |
| Bombay . . . . .                       | 9,011                       | 1,06,396        | 26,165         | 1,41,572        | 3,734                       | 1,14,466        | 16,087         | 1,34,287        |
| Bengal . . . . .                       | 54,887                      | 60,422          | 7,716          | 1,23,025        | 49,764                      | 59,916          | 2,196          | 1,11,876        |
| United Provinces . . . . .             | 5,318                       | 9,453           | 12,407         | 27,178          | 2,400                       | 7,763           | 8,626          | 18,789          |
| Punjab . . . . .                       | 15,827                      | 6,678           | 204            | 22,709          | 35,709                      | 13,962          | 1,579          | 51,250          |
| Burma . . . . .                        | ..                          | 7,018           | ..             | 7,018           | ..                          | 7,410           | 200            | 7,610           |
| Bihar and Orissa . . . . .             | 2,100                       | 10,578          | 1,481          | 14,159          | 2,944                       | 14,483          | 1,719          | 19,146          |
| Central Provinces and Berar . . . . .  | ..                          | ..              | ..             | ..              | ..                          | ..              | ..             | ..              |
| Assam . . . . .                        | ..                          | ..              | ..             | ..              | 220                         | 824             | 701            | 1,745           |
| North-West Frontier Province . . . . . | ..                          | ..              | ..             | ..              | ..                          | ..              | ..             | ..              |
| Coorg . . . . .                        | ..                          | ..              | ..             | ..              | ..                          | ..              | ..             | ..              |
| Delhi . . . . .                        | 4,800                       | 3,370           | 15,786         | 23,956          | 10,288                      | 7,498           | 7,600          | 25,386          |
| Ajmer-Merwara . . . . .                | ..                          | ..              | ..             | ..              | ..                          | ..              | ..             | ..              |
| Baluchistan . . . . .                  | ..                          | ..              | ..             | ..              | ..                          | ..              | ..             | ..              |
| Bangalore . . . . .                    | 700                         | 1,156           | 362            | 2,218           | 350                         | 1,026           | 265            | 1,641           |
| Other Administered Areas . . . . .     | ..                          | ..              | ..             | ..              | ..                          | ..              | ..             | ..              |
| <b>INDIA . . . . .</b>                 | <b>1,22,694</b>             | <b>2,47,250</b> | <b>76,323</b>  | <b>4,46,267</b> | <b>1,35,670</b>             | <b>2,60,879</b> | <b>48,846</b>  | <b>4,45,595</b> |

VII.—FEMALE EDUCATION.

TABLE 78.—Institutions for the Education of Girls, by management.

| Province.                    | 1926-27.                 |              |               |               |               |                                      | 1931-32.                 |              |               |               |               |                                      |
|------------------------------|--------------------------|--------------|---------------|---------------|---------------|--------------------------------------|--------------------------|--------------|---------------|---------------|---------------|--------------------------------------|
|                              | Recognised Institutions. |              |               |               |               | Unrecog-<br>nised Insti-<br>tutions. | Recognised Institutions. |              |               |               |               | Unrecog-<br>nised Insti-<br>tutions. |
|                              | Gov-<br>ern-<br>ment.    | Board.       | Aided.        | Un-<br>aided. | Total.        |                                      | Gov-<br>ern-<br>ment.    | Board.       | Aided.        | Un-<br>aided. | Total.        |                                      |
| Madras                       | 70                       | 2,049        | 1,373         | 87            | 3,579         | 41                                   | 102                      | 3,820        | 1,886         | 94            | 5,902         | 52                                   |
| Bombay                       | 16                       | 1,186        | 453           | 22            | 1,877         | 95                                   | 18                       | 1,311        | 543           | 29            | 1,901         | 80                                   |
| Bengal                       | 36                       | 238          | 11,677        | 2,829         | 14,780        | 292                                  | 38                       | 282          | 13,682        | 3,619         | 17,621        | 318                                  |
| United Provinces             | 80                       | 1,050        | 694           | 21            | 1,845         | 177                                  | 110                      | 1,170        | 758           | 25            | 2,063         | 220                                  |
| Punjab                       | 27                       | 826          | 453           | 82            | 1,388         | 2,206                                | 74                       | 1,104        | 621           | 63            | 1,862         | 3,180                                |
| Burma                        | 1                        | 14           | 764           | ..            | 779           | 42                                   | 16                       | 17           | 758           | ..            | 791           | 66                                   |
| Bihar and Orissa             | 19                       | 153          | 2,420         | 256           | 2,848         | 132                                  | 18                       | 198          | 2,083         | 210           | 2,509         | 194                                  |
| Central Provinces and Berar  | 269                      | 11           | 96            | 28            | 404           | 20                                   | 285                      | 72           | 112           | 31            | 500           | 34                                   |
| Assam                        | 8                        | 344          | 41            | 57            | 450           | 16                                   | 7                        | 535          | 41            | 107           | 690           | 40                                   |
| North-West Frontier Province | ..                       | 47           | 32            | 7             | 86            | 39                                   | 1                        | 73           | 55            | 13            | 142           | 38                                   |
| Coorg                        | 9                        | ..           | 1             | ..            | 10            | ..                                   | 9                        | ..           | 1             | ..            | 10            | ..                                   |
| Delhi                        | 2                        | 25           | 19            | ..            | 46            | 7                                    | 2                        | 39           | 33            | ..            | 74            | 6                                    |
| Ajmer-Merwara                | 4                        | ..           | 11            | 5             | 20            | 10                                   | 13                       | 7            | 31            | 4             | 55            | 4                                    |
| Baluchistan                  | 2                        | 2            | 5             | ..            | 9             | 1                                    | 3                        | 1            | 5             | ..            | 9             | 2                                    |
| Bangalore                    | ..                       | 6            | 32            | 1             | 39            | 6                                    | ..                       | 12           | 34            | ..            | 46            | 1                                    |
| Other Administered Areas     | ..                       | 10           | 30            | 1             | 41            | 4                                    | 1                        | 13           | 81            | 4             | 40            | 7                                    |
| <b>INDIA</b>                 | <b>543</b>               | <b>5,961</b> | <b>18,101</b> | <b>3,396</b>  | <b>28,001</b> | <b>3,088</b>                         | <b>697</b>               | <b>8,654</b> | <b>20,674</b> | <b>4,193</b>  | <b>34,224</b> | <b>4,242</b>                         |
| <b>INDIA</b>                 | 1921-22                  | 737          | 4,871         | 15,930        | 2,440         | 23,778                               | 2,366                    |              |               |               |               |                                      |
|                              | 1916-17                  | 710          | 2,869         | 13,529        | 2,259         | 19,365                               | 1,955                    |              |               |               |               |                                      |
|                              | 1911-12                  | (a)          | (a)           | (a)           | (a)           | 14,113                               | 1,060                    |              |               |               |               |                                      |
|                              | 1906-07                  |              |               |               |               | 10,831                               | 1,759                    |              |               |               |               |                                      |
|                              | 1901-02                  |              |               |               |               | 6,176                                | 1,338                    |              |               |               |               |                                      |
| 1896-97                      |                          |              |               |               | 6,550         | 1,459                                |                          |              |               |               |               |                                      |

(a) Details not available.

TABLE 79.—Girls under instruction in all institutions, by periods.

| Province.                                  | 1896-97.       | 1901-02.       | 1906-07.       | 1911-12.       | 1916-17.         | 1921-22.         | 1926-27.         | 1931-32.         | Percentage of increase (+) or decrease (—) during the quinquennium. |
|--|----------------|----------------|----------------|----------------|------------------|------------------|------------------|------------------|---|
| Madras . . . . .                           | 116,747        | 130,432        | 164,706        | 226,685        | 325,889          | 381,690          | 539,351          | 742,536          | +37·7   |
| Bombay . . . . .                           | 82,163         | 93,063         | 108,716        | 153,090        | 144,621          | 187,265          | 223,317          | 292,658          | +31·1   |
| Bengal (a) . . . . .                       | 113,767        | 107,465        | 127,800        | 236,140        | 300,895          | 348,370          | 425,152          | 559,712          | +31·6   |
| United Provinces . . . . .                 | 15,461         | 20,821         | 40,111         | 54,329         | 70,712           | 97,831           | 124,236          | 167,011          | +34·4   |
| Punjab (b) . . . . .                       | 21,242         | 26,531         | 37,283         | 53,900         | 69,702           | 86,596           | 128,880          | 213,287          | +65·5   |
| Burma . . . . .                            | 29,065         | 40,132         | 62,794         | 79,416         | 125,488          | 123,545          | 171,803          | 216,539          | +26·0   |
| Bihar and Orissa (a) . . . . .             | ..             | ..             | ..             | 93,326         | 111,388          | 107,302          | 119,030          | 126,453          | +6·2  |
| Central Provinces and Berar . . . . .      | 14,519         | 14,436         | 19,634         | 30,847         | 37,352           | 38,950           | 43,530           | 66,416           | +52·6   |
| Assam . . . . .                            | 8,393          | 8,496          | (c)79,360      | 18,426         | 28,624           | 27,955           | 37,802           | 62,167           | +64·5   |
| North-West Frontier Province (b) . . . . . | ..             | 2,119          | 3,506          | 4,820          | 4,425            | 5,650            | 7,905            | 13,551           | +71·4   |
| Coorg . . . . .                            | 801            | 975            | 1,118          | 1,935          | 2,309            | 2,457            | 2,648            | 3,070            | +15·9   |
| Delhi (b) . . . . .                        | ..             | ..             | ..             | ..             | 2,648            | 2,744            | 5,029            | 9,551            | +89·9   |
| Ajmer-Merwara . . . . .                    | ..             | ..             | ..             | ..             | 1,698            | 2,398            | 2,338            | 4,387            | +87·6   |
| Baluchistan . . . . .                      | ..             | ..             | ..             | ..             | 694              | 909              | 1,345            | 2,103            | +56·4   |
| Bangalore . . . . .                        | ..             | ..             | ..             | ..             | 3,974            | 4,560            | 5,388            | 6,499            | +20·6   |
| Other Administered Areas . . . . .         | ..             | ..             | ..             | ..             | ..               | ..               | 4,602            | 6,709            | +45·8   |
| <b>INDIA</b> . . . . .                     | <b>402,158</b> | <b>444,470</b> | <b>645,028</b> | <b>592,923</b> | <b>1,230,419</b> | <b>1,418,422</b> | <b>1,842,356</b> | <b>2,492,649</b> | <b>+35·8</b>  |

(a) Bihar and Orissa was included in Bengal upto 1910-11.

(b) The Punjab included N.-W. F. Province upto 1900-01 and Delhi upto 1911-12.

(c) For Eastern Bengal and Assam.

TABLE 80.—*Distribution of Girls under instruction between Girls' institutions and Boys' institutions, 1931-32.*

| Province.                              | Girls in Girls' Institutions. | Girls in Boys' Institutions. | Total Girl Pupils. | Percentage of A to C. | Percentage of B to C. |      |
|--|-------------------------------|------------------------------|--------------------|-----------------------|-----------------------|------|
|  | A.                            | B.                           | C.                 |                       |                       |      |
| Madras . . . . .                       | 363,102                       | 379,434                      | 742,536            | 48.9                  | 51.1                  |      |
| Bombay . . . . .                       | 186,780                       | 105,878                      | 292,658            | 63.8                  | 36.2                  |      |
| Bengal . . . . .                       | 461,786                       | 97,926                       | 559,712            | 82.5                  | 17.5                  |      |
| United Provinces . . . . .             | 107,138                       | 59,873                       | 167,011            | 64.2                  | 35.8                  |      |
| Punjab . . . . .                       | 189,407                       | 23,880                       | 213,287            | 88.8                  | 11.2                  |      |
| Burma . . . . .                        | 41,085                        | 175,474                      | 216,559            | 19.0                  | 81.0                  |      |
| Bihar and Orissa . . . . .             | 72,508                        | 53,947                       | 126,455            | 57.3                  | 42.7                  |      |
| Central Provinces and Berar . . . . .  | 40,866                        | 25,550                       | 66,416             | 61.5                  | 38.5                  |      |
| Assam . . . . .                        | 30,899                        | 31,268                       | 62,167             | 49.7                  | 50.3                  |      |
| North-West Frontier Province . . . . . | 12,758                        | 793                          | 13,551             | 94.1                  | 5.9                   |      |
| Coorg . . . . .                        | 953                           | 2,117                        | 3,070              | 31.0                  | 69.0                  |      |
| Delhi . . . . .                        | 9,491                         | 60                           | 9,551              | 99.4                  | 0.6                   |      |
| Ajmer-Merwara . . . . .                | 3,632                         | 755                          | 4,387              | 82.8                  | 17.2                  |      |
| Baluchistan . . . . .                  | 1,667                         | 436                          | 2,103              | 79.3                  | 20.7                  |      |
| Bangalore . . . . .                    | 5,891                         | 608                          | 6,499              | 90.6                  | 9.4                   |      |
| Other Administered Areas . . . . .     | 6,488                         | 221                          | 6,709              | 96.7                  | 3.3                   |      |
| <b>INDIA—1931-32</b>                   | <b>1,534,429</b>              | <b>958,220</b>               | <b>2,492,649</b>   | <b>61.6</b>           | <b>38.4</b>           |      |
| INDIA                                  | 1926-27 . . . . .             | 1,132,870                    | 709,486            | 1,842,356             | 61.5                  | 38.5 |
|  | 1921-22 . . . . .             | 882,995                      | 535,427            | 1,418,422             | 62.3                  | 37.7 |
|  | 1916-17 . . . . .             | 720,723                      | 509,696            | 1,230,419             | 58.6                  | 41.4 |
|  | 1911-12 . . . . .             | 545,497                      | 407,414            | 952,911               | 57.2                  | 42.8 |
|  | 1906-07 . . . . .             | 374,951                      | 270,077            | 645,028               | 58.1                  | 41.9 |
|  | 1901-02 . . . . .             | 245,160                      | 198,100            | 443,260               | 55.3                  | 44.7 |
| 1896-97 . . . . .                      | 227,103                       | 173,898                      | 401,001            | 56.6                  | 43.4                  |      |

TABLE 81.—Girls under instruction in Institutions (Recognised) for General Education, 1931-32.

| Province.                              | Universities.          |                         |           | Arts Colleges.         |                         |              | High Schools.          |                         |               | Middle English Schools. |                         |               |
|--|------------------------|-------------------------|-----------|------------------------|-------------------------|--------------|------------------------|-------------------------|---------------|-------------------------|-------------------------|---------------|
|  | In Boys' Institutions. | In Girls' Institutions. | Total.    | In Boys' Institutions. | In Girls' Institutions. | Total.       | In Boys' Institutions. | In Girls' Institutions. | Total.        | In Boys' Institutions.  | In Girls' Institutions. | Total.        |
| Madras . . . . .                       | ..                     | ..                      | ..        | 183                    | 509                     | 692          | 3,741                  | 15,366                  | 19,107        | 1,516                   | 5,719                   | 7,235         |
| Bombay . . . . .                       | 6                      | ..                      | 6         | 698                    | ..                      | 698          | 2,274                  | 13,272                  | 15,546        | 1,246                   | 2,976                   | 4,222         |
| Bengal. . . . .                        | ..                     | ..                      | ..        | 346                    | 366                     | 712          | 612                    | 14,649                  | 15,261        | 1,290                   | 7,120                   | 8,410         |
| United Provinces . . . . .             | 90                     | ..                      | 90        | 8                      | 172                     | 180          | 37                     | 5,682                   | 5,719         | 130                     | 6,538                   | 6,668         |
| Punjab . . . . .                       | 1                      | ..                      | 1         | 30                     | 240                     | 270          | 53                     | 11,974                  | 12,027        | 344                     | 4,658                   | 5,002         |
| Burma. . . . .                         | ..                     | ..                      | ..        | 184                    | ..                      | 184          | 10,602                 | 5,930                   | 16,532        | 3,022                   | 3,499                   | 6,521         |
| Bihar and Orissa . . . . .             | ..                     | ..                      | ..        | 4                      | 5                       | 9            | 75                     | 1,752                   | 1,827         | 379                     | 3,559                   | 3,938         |
| Central Provinces and Berar . . . . .  | ..                     | ..                      | ..        | 41                     | ..                      | 41           | 17                     | 363                     | 380           | 185                     | 1,586                   | 1,771         |
| Assam . . . . .                        | ..                     | ..                      | ..        | 12                     | ..                      | 12           | 5                      | 1,860                   | 1,865         | 445                     | 3,430                   | 3,875         |
| North-West Frontier Province . . . . . | ..                     | ..                      | ..        | ..                     | ..                      | ..           | 3                      | 324                     | 327           | 1                       | 1,526                   | 1,527         |
| Coorg . . . . .                        | ..                     | ..                      | ..        | ..                     | ..                      | ..           | 80                     | 219                     | 299           | ..                      | ..                      | -             |
| Delhi . . . . .                        | ..                     | ..                      | ..        | ..                     | 45                      | 45           | ..                     | 720                     | 720           | ..                      | 149                     | 149           |
| Ajmer-Merwara . . . . .                | ..                     | ..                      | ..        | 3                      | ..                      | 3            | ..                     | 274                     | 274           | 2                       | 165                     | 167           |
| Baluchistan . . . . .                  | ..                     | ..                      | ..        | ..                     | ..                      | ..           | 13                     | ..                      | 13            | 31                      | 700                     | 731           |
| Bangalore . . . . .                    | ..                     | ..                      | ..        | 23                     | ..                      | 23           | ..                     | 1,340                   | 1,349         | 42                      | 266                     | 308           |
| Other Administered Areas . . . . .     | ..                     | ..                      | ..        | ..                     | ..                      | ..           | 88                     | 1,204                   | 1,292         | 45                      | 776                     | 821           |
| <b>INDIA</b>                           | <b>97</b>              | <b>..</b>               | <b>97</b> | <b>1,582</b>           | <b>1,837</b>            | <b>2,869</b> | <b>17,600</b>          | <b>74,938</b>           | <b>92,538</b> | <b>8,678</b>            | <b>42,667</b>           | <b>51,845</b> |



TABLE 81.—Girls under instruction in Institutions (Recognised) for General Education, 1931-32—contd.

| Province.                              | Middle Vernacular Schools. |                         |                | Primary Schools.       |                         |                  | Total.                 |                         |                  |
|--|----------------------------|-------------------------|----------------|------------------------|-------------------------|------------------|------------------------|-------------------------|------------------|
|  | In Boys' Institutions.     | In Girls' Institutions. | Total.         | In Boys' Institutions. | In Girls' Institutions. | Total.           | In Boys' Institutions. | In Girls' Institutions. | Total.           |
| Madras . . . . .                       | ..                         | ..                      | ..             | 365,062                | 334,552                 | 699,614          | 370,502                | 356,146                 | 726,648          |
| Bombay . . . . .                       | ..                         | ..                      | ..             | 97,411                 | 165,270                 | 262,681          | 101,635                | 181,518                 | 283,153          |
| Bengal . . . . .                       | 87                         | 1,121                   | 1,208          | 92,329                 | 426,673                 | 519,002          | 94,664                 | 449,929                 | 544,593          |
| United Provinces . . . . .             | 14                         | 26,208                  | 26,222         | 56,944                 | 64,208                  | 121,152          | 57,223                 | 102,808                 | 160,031          |
| Punjab . . . . .                       | 5,846                      | 23,131                  | 28,977         | 7,247                  | 93,358                  | 100,605          | 13,521                 | 133,361                 | 146,882          |
| Burma . . . . .                        | 45,123                     | 5,674                   | 50,797         | 109,046                | 23,987                  | 133,033          | 167,977                | 39,090                  | 207,067          |
| Bihar and Orissa . . . . .             | 79                         | 1,387                   | 1,466          | 50,721                 | 61,119                  | 111,840          | 51,258                 | 67,822                  | 119,080          |
| Central Provinces and Berar . . . . .  | 3,033                      | 4,910                   | 7,943          | 21,596                 | 30,794                  | 52,390           | 24,872                 | 37,653                  | 62,525           |
| Assam . . . . .                        | 742                        | 1,811                   | 2,553          | 27,230                 | 22,035                  | 49,265           | 28,434                 | 29,136                  | 57,570           |
| North-West Frontier Province . . . . . | 104                        | 3,247                   | 3,351          | 381                    | 7,200                   | 7,581            | 489                    | 12,297                  | 12,786           |
| Coorg . . . . .                        | ..                         | ..                      | ..             | 1,957                  | 734                     | 2,691            | 2,037                  | 953                     | 2,990            |
| Delhi . . . . .                        | ..                         | 2,180                   | 2,180          | 60                     | 5,802                   | 5,862            | 60                     | 8,896                   | 8,956            |
| Ajmer-Merwara . . . . .                | 1                          | 69                      | 70             | 606                    | 2,754                   | 3,360            | 512                    | 3,262                   | 3,774            |
| Baluchistan . . . . .                  | ..                         | 445                     | 445            | 37                     | 280                     | 317              | 81                     | 1,425                   | 1,506            |
| Bangalore . . . . .                    | 28                         | 874                     | 902            | 509                    | 3,243                   | 3,752            | 602                    | 5,732                   | 6,334            |
| Other Administered Areas . . . . .     | ..                         | 29                      | 29             | 88                     | 3,870                   | 3,958            | 221                    | 5,879                   | 6,100            |
| <b>INDIA . . . . .</b>                 | <b>55,057</b>              | <b>71,086</b>           | <b>126,143</b> | <b>881,224</b>         | <b>1,245,879</b>        | <b>2,077,103</b> | <b>914,188</b>         | <b>1,435,907</b>        | <b>2,350,095</b> |

TABLE 82.—Girls under instruction in Institutions for Vocational and Special Education, 1931-32.

| Province.                              | In colleges.            |                          |           |                         |                          |            |                         |                          |            | In schools.             |                          |            |                         |                          |           |                         |                          |            |                         |                          |              |    |
|--|-------------------------|--------------------------|-----------|-------------------------|--------------------------|------------|-------------------------|--------------------------|------------|-------------------------|--------------------------|------------|-------------------------|--------------------------|-----------|-------------------------|--------------------------|------------|-------------------------|--------------------------|--------------|----|
|  | Law.                    |                          |           | Medicine.               |                          |            | Education.              |                          |            | Total.                  |                          |            | Art.                    |                          |           | Medical.                |                          |            | Normal and Training.    |                          |              |    |
|  | In Boys' In-stitutions. | In Girls' In-stitutions. | Total.    | In Boys' In-stitutions. | In Girls' In-stitutions. | Total.     | In Boys' In-stitutions. | In Girls' In-stitutions. | Total.     | In Boys' In-stitutions. | In Girls' In-stitutions. | Total.     | In Boys' In-stitutions. | In Girls' In-stitutions. | Total.    | In Boys' In-stitutions. | In Girls' In-stitutions. | Total.     | In Boys' In-stitutions. | In Girls' In-stitutions. | Total.       |    |
| Madras . . . . .                       | 3                       | ..                       | 3         | 69                      | ..                       | 69         | ..                      | 66                       | 66         | 72                      | 66                       | 138        | 3                       | ..                       | 3         | 24                      | 172                      | 196        | 2                       | 3,232                    | 3,234        |    |
| Bombay . . . . .                       | 10                      | ..                       | 10        | 90                      | ..                       | 90         | 10                      | ..                       | 10         | (b)111                  | ..                       | (b)111     | 56                      | ..                       | 56        | 58                      | ..                       | 58         | ..                      | 808                      | 808          |    |
| Bengal . . . . .                       | ..                      | ..                       | ..        | 15                      | ..                       | 15         | ..                      | 43                       | 43         | 15                      | 43                       | 58         | 20                      | ..                       | 20        | 20                      | ..                       | 26         | ..                      | 234                      | 234          |    |
| United Provinces . . . . .             | 6                       | ..                       | 5         | 1                       | ..                       | 1          | 4                       | 11                       | 15         | (b)10                   | 11                       | (b)21      | ..                      | ..                       | ..        | ..                      | 72                       | 72         | ..                      | 412                      | 412          |    |
| Punjab . . . . .                       | 1                       | ..                       | 1         | 13                      | ..                       | 13         | 7                       | 29                       | 36         | 22                      | 29                       | 51         | ..                      | ..                       | ..        | ..                      | 278                      | 278        | ..                      | 853                      | 853          |    |
| Burma . . . . .                        | 2                       | ..                       | 2         | 14                      | ..                       | 14         | 42                      | ..                       | 42         | 58                      | ..                       | 58         | 9                       | ..                       | 9         | 15                      | ..                       | 15         | 135                     | 511                      | 646          |    |
| Bihar and Orissa . . . . .             | ..                      | ..                       | ..        | ..                      | ..                       | ..         | ..                      | ..                       | ..         | ..                      | ..                       | ..         | ..                      | ..                       | ..        | 5                       | ..                       | 5          | ..                      | 249                      | 249          |    |
| Central Provinces and Berar . . . . .  | ..                      | ..                       | ..        | ..                      | ..                       | ..         | 8                       | 8                        | 16         | 8                       | 8                        | 16         | ..                      | ..                       | ..        | 10                      | ..                       | 10         | ..                      | 337                      | 337          |    |
| Assam . . . . .                        | ..                      | ..                       | ..        | ..                      | ..                       | ..         | ..                      | ..                       | ..         | ..                      | ..                       | ..         | ..                      | ..                       | ..        | ..                      | ..                       | ..         | ..                      | 22                       | 22           |    |
| North-West Frontier Province . . . . . | ..                      | ..                       | ..        | ..                      | ..                       | ..         | ..                      | ..                       | ..         | ..                      | ..                       | ..         | ..                      | ..                       | ..        | ..                      | ..                       | ..         | ..                      | 48                       | 48           |    |
| Coorg . . . . .                        | ..                      | ..                       | ..        | ..                      | ..                       | ..         | ..                      | ..                       | ..         | ..                      | ..                       | ..         | ..                      | ..                       | ..        | ..                      | ..                       | ..         | ..                      | ..                       | ..           |    |
| Delhi . . . . .                        | ..                      | ..                       | ..        | ..                      | 126                      | 126        | ..                      | ..                       | ..         | ..                      | ..                       | ..         | ..                      | ..                       | ..        | ..                      | ..                       | ..         | ..                      | ..                       | 53           | 53 |
| Ajmer-Merwara . . . . .                | ..                      | ..                       | ..        | ..                      | ..                       | ..         | ..                      | ..                       | ..         | ..                      | ..                       | ..         | ..                      | ..                       | ..        | ..                      | ..                       | ..         | ..                      | ..                       | 14           | 14 |
| Baluchistan . . . . .                  | ..                      | ..                       | ..        | ..                      | ..                       | ..         | ..                      | ..                       | ..         | ..                      | ..                       | ..         | ..                      | ..                       | ..        | ..                      | ..                       | ..         | ..                      | ..                       | ..           | .. |
| Bangalore . . . . .                    | ..                      | ..                       | ..        | ..                      | ..                       | ..         | ..                      | ..                       | ..         | ..                      | ..                       | ..         | ..                      | ..                       | ..        | ..                      | ..                       | ..         | ..                      | ..                       | 86           | 86 |
| Other Administered Areas . . . . .     | ..                      | ..                       | ..        | ..                      | ..                       | ..         | ..                      | ..                       | ..         | ..                      | ..                       | ..         | ..                      | ..                       | ..        | ..                      | ..                       | ..         | ..                      | ..                       | 91           | 91 |
| <b>INDIA . . . . .</b>                 | <b>21</b>               | <b>..</b>                | <b>21</b> | <b>302</b>              | <b>126</b>               | <b>328</b> | <b>71</b>               | <b>157</b>               | <b>228</b> | <b>296</b>              | <b>233</b>               | <b>579</b> | <b>88</b>               | <b>..</b>                | <b>88</b> | <b>138</b>              | <b>522</b>               | <b>660</b> | <b>137</b>              | <b>6,945</b>             | <b>7,082</b> |    |

(b) Includes one student reading Commerce.

TABLE 82.—Girls under instruction in Institutions for Vocational and Special Education, 1931-32—contd.

| Provinces.                             | In Schools—contd.         |                         |              |                   |                    |            |                   |                    |            |                   |                    |              |                   |                    |              |                   |                    |               | Grand Total.           |                         |               |
|--|---------------------------|-------------------------|--------------|-------------------|--------------------|------------|-------------------|--------------------|------------|-------------------|--------------------|--------------|-------------------|--------------------|--------------|-------------------|--------------------|---------------|------------------------|-------------------------|---------------|
|  | Technical and Industrial. |                         |              | Commerce.         |                    |            | For Defectives.   |                    |            | For Adults.       |                    |              | Other Schools.    |                    |              | Total.            |                    |               |                        |                         |               |
|  | In Boys' Institutions.    | In Girls' Institutions. | Total.       | In Boys' Schools. | In Girls' Schools. | Total.     | In Boys' Schools. | In Girls' Schools. | Total.     | In Boys' Schools. | In Girls' Schools. | Total.       | In Boys' Schools. | In Girls' Schools. | Total.       | In Boys' Schools. | In Girls' Schools. | Total.        | In Boys' Institutions. | In Girls' Institutions. | Total.        |
| Madras . . . . .                       | 41                        | 1,335                   | 1,386        | 5                 | ..                 | 5          | 88                | 109                | 195        | ..                | ..                 | ..           | (a)<br>567        | 515                | (a)<br>1,082 | 698               | 5,358              | 6,051         | 770                    | 5,419                   | 6,189         |
| Bombay . . . . .                       | 41                        | 752                     | 793          | 66                | 35                 | 101        | 23                | 20                 | 43         | 154               | 594                | 748          | 84                | 128                | 212          | 482               | 2,332              | 2,814         | 598                    | 2,332                   | 2,925         |
| Bengal . . . . .                       | 134                       | 1,222                   | 1,356        | 10                | 46                 | 56         | 76                | ..                 | 78         | 123               | ..                 | 123          | 495               | 380                | 875          | 883               | 1,842              | 2,765         | 898                    | 1,925                   | 2,823         |
| United Provinces . . . . .             | 9                         | 244                     | 253          | 1                 | ..                 | 1          | ..                | ..                 | ..         | 103               | 69                 | 172          | 192               | ..                 | 192          | 305               | 797                | 1,102         | 315                    | 808                     | 1,123         |
| Punjab . . . . .                       | 1                         | 695                     | 696          | ..                | 24                 | 24         | ..                | ..                 | ..         | 15                | 21                 | 36           | ..                | 830                | 830          | 16                | 2,701              | 2,717         | 38                     | 2,730                   | 2,768         |
| Burma . . . . .                        | 13                        | ..                      | 13           | 56                | ..                 | 56         | 12                | 16                 | 28         | 41                | 94                 | 135          | 385               | ..                 | 385          | 666               | 621                | 1,287         | 724                    | 621                     | 1,345         |
| Bihar and Orissa . . . . .             | ..                        | 338                     | 338          | ..                | ..                 | ..         | 23                | ..                 | 23         | 1                 | ..                 | 1            | 119               | ..                 | 119          | 148               | (c)<br>637         | 775           | 148                    | 627                     | 775           |
| Central Provinces and Berar . . . . .  | ..                        | 149                     | 149          | ..                | ..                 | ..         | ..                | ..                 | ..         | ..                | 234                | 234          | ..                | 38                 | 38           | 10                | 758                | 788           | 18                     | 766                     | 784           |
| Assam . . . . .                        | 21                        | ..                      | 21           | ..                | ..                 | ..         | ..                | ..                 | ..         | ..                | ..                 | ..           | 20                | 128                | 157          | 50                | 150                | 200           | 50                     | 150                     | 200           |
| North-West Frontier Province . . . . . | ..                        | ..                      | ..           | ..                | ..                 | ..         | ..                | ..                 | ..         | ..                | ..                 | ..           | ..                | ..                 | ..           | ..                | 48                 | 48            | ..                     | 48                      | 48            |
| Coorg . . . . .                        | ..                        | ..                      | ..           | ..                | ..                 | ..         | ..                | ..                 | ..         | ..                | ..                 | ..           | ..                | ..                 | ..           | ..                | ..                 | ..            | ..                     | ..                      | ..            |
| Delhi . . . . .                        | ..                        | 65                      | 65           | ..                | ..                 | ..         | ..                | ..                 | ..         | ..                | ..                 | ..           | ..                | ..                 | ..           | ..                | 118                | 118           | ..                     | 244                     | 244           |
| Ajmer-Merwara . . . . .                | ..                        | ..                      | ..           | ..                | ..                 | ..         | ..                | ..                 | ..         | ..                | ..                 | ..           | ..                | ..                 | ..           | ..                | ..                 | ..            | ..                     | ..                      | ..            |
| Baluchistan . . . . .                  | ..                        | ..                      | ..           | ..                | ..                 | ..         | ..                | ..                 | ..         | ..                | ..                 | ..           | ..                | ..                 | ..           | ..                | ..                 | ..            | ..                     | ..                      | ..            |
| Bangalore . . . . .                    | ..                        | ..                      | ..           | ..                | 19                 | 19         | ..                | ..                 | ..         | ..                | ..                 | ..           | ..                | ..                 | ..           | ..                | 105                | 105           | ..                     | 105                     | 105           |
| Other Administered Areas . . . . .     | ..                        | ..                      | ..           | ..                | ..                 | ..         | ..                | ..                 | ..         | ..                | ..                 | ..           | ..                | ..                 | ..           | ..                | 91                 | 91            | ..                     | 91                      | 91            |
| <b>INDIA . . . . .</b>                 | <b>290</b>                | <b>4,790</b>            | <b>5,080</b> | <b>133</b>        | <b>124</b>         | <b>257</b> | <b>189</b>        | <b>145</b>         | <b>334</b> | <b>437</b>        | <b>1,012</b>       | <b>1,440</b> | <b>7,871</b>      | <b>2,019</b>       | <b>9,890</b> | <b>3,236</b>      | <b>15,997</b>      | <b>18,555</b> | <b>3,554</b>           | <b>15,300</b>           | <b>19,434</b> |

(a) Includes 18 pupils in Reformatory Schools.  
(c) Includes 60 pupils in Agricultural Schools.

TABLE 83.—Girls under instruction in different classes of Institutions, by periods.

|   | 1896-97.       | 1901-02.       | 1906-07.       | 1911-12.       | 1916-17.         | 1921-22.         | 1926-27.         | 1931-32.         |
|---|----------------|----------------|----------------|----------------|------------------|------------------|------------------|------------------|
| <b>IN RECOGNISED INSTITUTIONS.</b>                |                |                |                |                |                  |                  |                  |                  |
| Universities and Arts Colleges . . . . .          | 87             | 177            | 180            | 279            | 842              | 1,263            | 1,933            | 2,966            |
| Colleges for Professional Training—               |                |                |                |                |                  |                  |                  |                  |
| Law . . . . .                                     | ..             | ..             | 1              | ..             | ..               | ..               | 9                | 21               |
| Medicine . . . . .                                | 43             | 76             | 76             | 55             | 119              | 197              | 204              | 328              |
| Education . . . . .                               | ..             | 11             | 36             | 35             | 56               | 67               | 132              | 228              |
| Commerce . . . . .                                | ..             | ..             | ..             | ..             | 5                | 2                | ..               | 2                |
| <b>Total</b> . . . . .                            | <b>43</b>      | <b>87</b>      | <b>113</b>     | <b>90</b>      | <b>180</b>       | <b>266</b>       | <b>345</b>       | <b>579</b>       |
| Secondary Schools—                                |                |                |                |                |                  |                  |                  |                  |
| High Schools . . . . .                            | 8,574          | 10,309         | 11,885         | 16,884         | 24,948           | 36,698           | 54,826           | 92,538           |
| Middle English Schools . . . . .                  | 11,414         | 12,815         | 17,509         | 19,508         | 25,723           | 29,102           | 36,905           | 51,345           |
| Middle Vernacular Schools . . . . .               | 20,035         | 21,571         | 31,843         | 27,019         | 51,308           | 63,364           | 93,416           | 126,143          |
| <b>Total</b> . . . . .                            | <b>40,023</b>  | <b>44,695</b>  | <b>61,237</b>  | <b>63,411</b>  | <b>101,979</b>   | <b>129,164</b>   | <b>185,147</b>   | <b>270,026</b>   |
| Primary Schools . . . . .                         | 317,561        | 345,397        | 513,248        | 785,503        | 1,036,125        | 1,198,550        | 1,549,281        | 2,077,103        |
| Special Schools—                                  |                |                |                |                |                  |                  |                  |                  |
| Art . . . . .                                     | 49             | 40             | 34             | 56             | 83               | 32               | 37               | 88               |
| Medical . . . . .                                 | 74             | 171            | 168            | 227            | 261              | 342              | 426              | 660              |
| Normal and Training . . . . .                     | 1,170          | 1,412          | 1,420          | 1,578          | 2,757            | 4,391            | 4,922            | 7,082            |
| Technical and Industrial . . . . .                | ..             | 468            | 1,061          | 3,017          | 2,677            | 2,770            | 4,121            | 6,050            |
| Commerce . . . . .                                | ..             | 26             | 74             | 258            | 281              | 463              | 540              | 262              |
| Agriculture . . . . .                             | ..             | ..             | ..             | ..             | ..               | 79               | 40               | 40               |
| For Defectives (b) . . . . .                      | ..             | ..             | ..             | ..             | ..               | ..               | 213              | 334              |
| For Adults (b) . . . . .                          | ..             | ..             | ..             | ..             | ..               | ..               | 1,351            | 1,449            |
| Others . . . . .                                  | (a)999         | 695            | 2,133          | 21,233         | 11,283           | 3,522            | 3,255            | (c)3,890         |
| <b>Total</b> . . . . .                            | <b>2,292</b>   | <b>2,812</b>   | <b>4,890</b>   | <b>26,869</b>  | <b>17,342</b>    | <b>11,599</b>    | <b>14,905</b>    | <b>18,855</b>    |
| <b>Total in Recognised Institutions</b> . . . . . | <b>360,006</b> | <b>393,168</b> | <b>579,648</b> | <b>875,652</b> | <b>1,156,463</b> | <b>1,340,842</b> | <b>1,751,611</b> | <b>2,369,529</b> |
| In Unrecognised Institutions . . . . .            | 42,152         | 51,302         | 65,380         | 77,136         | 73,951           | 77,580           | 90,745           | 123,120          |
| <b>GRAND TOTAL</b> . . . . .                      | <b>402,158</b> | <b>444,470</b> | <b>645,028</b> | <b>952,788</b> | <b>1,230,419</b> | <b>1,418,422</b> | <b>1,842,356</b> | <b>2,492,649</b> |

(a) Includes some pupils reading in Technical and Industrial Schools.

(b) Figures not available prior to 1922-23.

(c) Includes 18 pupils of Reformatory Schools.

TABLE 84.—Girls' Colleges, by management.

| Province.                            | Institutions. |           |          |           | Pupils.            |              |              |
|--------------------------------------|---------------|-----------|----------|-----------|--------------------|--------------|--------------|
|                                      | 1931-32.      |           |          |           | Total.<br>1926-27. | 1931-32.     | 1926-27.     |
|                                      | Government.   | Aided.    | Unaided. | Total.    |                    |              |              |
| Madras .. .. .                       | 2             | 5         | 1        | 8         | 7                  | 575          | 457          |
| Bombay .. .. .                       | ..            | ..        | ..       | ..        | ..                 | ..           | ..           |
| Bengal .. .. .                       | 3             | 2         | 2        | 7         | 7                  | 409          | 330          |
| United Provinces .. .. .             | ..            | 6         | ..       | 6         | 5                  | 183          | 123          |
| Punjab .. .. .                       | 1             | 2         | ..       | 3         | 3                  | 269          | 104          |
| Burma .. .. .                        | ..            | ..        | ..       | ..        | ..                 | ..           | ..           |
| Bihar and Orissa .. .. .             | 1             | ..        | ..       | 1         | 1                  | 5            | 7            |
| Central Provinces and Berar .. .. .  | ..            | ..        | 1        | 1         | ..                 | 8            | ..           |
| Assam .. .. .                        | ..            | ..        | ..       | ..        | ..                 | ..           | ..           |
| North-West Frontier Province .. .. . | ..            | ..        | ..       | ..        | ..                 | ..           | ..           |
| Coorg .. .. .                        | ..            | ..        | ..       | ..        | ..                 | ..           | ..           |
| Delhi .. .. .                        | ..            | 2         | ..       | 2         | 2                  | 171          | 111          |
| Ajmer-Merwara .. .. .                | ..            | ..        | ..       | ..        | ..                 | ..           | ..           |
| Baluchistan .. .. .                  | ..            | ..        | ..       | ..        | ..                 | ..           | ..           |
| Bangalore .. .. .                    | ..            | ..        | ..       | ..        | 1                  | ..           | 304          |
| Other Administered Areas .. .. .     | ..            | ..        | ..       | ..        | ..                 | ..           | ..           |
| <b>INDIA .. .. .</b>                 | <b>7</b>      | <b>17</b> | <b>4</b> | <b>28</b> | <b>26</b>          | <b>1,620</b> | <b>1,486</b> |

TABLE 85.—Girls' High Schools, by management.

| Province.                              | Institutions. |        |        |          |        | Pupils.            |          |          |
|--|---------------|--------|--------|----------|--------|--------------------|----------|----------|
|  | 1931-32.      |        |        |          |        | Total,<br>1926-27. | 1931-32. | 1926-27. |
|  | Government.   | Board. | Aided. | Unaided. | Total. |                    |          |          |
| Madras . . . . .                       | 15            | 2      | 48     | ..       | 65     | 53                 | 16,360   | 11,957   |
| Bombay . . . . .                       | 1             | ..     | 58     | 1        | 60     | 48                 | 14,449   | 9,683    |
| Bengal . . . . .                       | 6             | ..     | 52     | 3        | 61     | 42                 | 15,644   | 9,421    |
| United Provinces . . . . .             | ..            | ..     | 27     | 2        | 29     | 27                 | 6,354    | 4,260    |
| Punjab . . . . .                       | 22            | ..     | 15     | 3        | 40     | 21                 | 12,263   | 3,641    |
| Burma . . . . .                        | ..            | 1      | 24     | ..       | 25     | 23                 | 7,606    | 6,423    |
| Bihar and Orissa . . . . .             | 2             | ..     | 5      | ..       | 7      | 4                  | 1,822    | 814      |
| Central Provinces and Berar . . . . .  | 1             | ..     | 8      | 2        | 11     | 7                  | 363      | 183      |
| Assam . . . . .                        | 2             | ..     | 4      | ..       | 6      | 5                  | 1,937    | 1,063    |
| North-West Frontier Province . . . . . | ..            | ..     | 2      | ..       | 2      | ..                 | 366      | ..       |
| Coorg . . . . .                        | ..            | ..     | 1      | ..       | 1      | 1                  | 250      | 180      |
| Delhi . . . . .                        | ..            | ..     | 3      | ..       | 3      | 2                  | 720      | 522      |
| Ajmer-Merwara . . . . .                | ..            | ..     | 3      | ..       | 3      | 1                  | 291      | 188      |
| Baluchistan . . . . .                  | ..            | ..     | ..     | ..       | ..     | ..                 | ..       | ..       |
| Bangalore . . . . .                    | ..            | ..     | 6      | ..       | 6      | 4                  | 1,511    | 897      |
| Other Administered Areas . . . . .     | ..            | ..     | 4      | 1        | 5      | 2                  | 1,313    | 525      |
| INDIA . . . . .                        | 49            | 3      | 280    | 12       | 324    | 243                | 81,249   | 49,757   |

TABLE 86.—Girls' Middle Schools, by management.

| Province.                              | Institutions. |            |            |           |            |                    | Pupils.        |               |
|--|---------------|------------|------------|-----------|------------|--------------------|----------------|---------------|
|  | 1931-32.      |            |            |           |            | Total,<br>1926-27. | 1931-32.       | 1926-27.      |
|  | Government.   | Board.     | Aided.     | Unaided.  | Total.     |                    |                |               |
| Madras . . . . .                       | 7             | 3          | 31         | 2         | 43         | 43                 | 6,408          | 5,656         |
| Bombay . . . . .                       | 8             | 1          | 30         | 6         | 45         | 42                 | 3,531          | 3,353         |
| Bengal . . . . .                       | 2             | 1          | 64         | 3         | 70         | 70                 | 8,806          | 8,072         |
| United Provinces . . . . .             | 66            | 53         | 119        | 5         | 243        | 192                | 33,800         | 21,663        |
| Punjab . . . . .                       | 6             | 43         | 84         | 2         | 135        | 93                 | 28,135         | 16,868        |
| Burma . . . . .                        | ..            | 9          | 99         | ..        | 108        | 118                | 14,590         | 13,306        |
| Bihar and Orissa . . . . .             | 5             | ..         | 22         | 5         | 32         | 28                 | 5,186          | 3,674         |
| Central Provinces and Berar . . . . .  | 30            | ..         | 28         | 2         | 60         | 54                 | 6,531          | 5,761         |
| Assam . . . . .                        | 5             | 19         | 19         | 5         | 48         | 32                 | 5,413          | 3,098         |
| North-West Frontier Province . . . . . | ..            | 10         | 16         | ..        | 26         | 14                 | 4,773          | 2,084         |
| Coorg . . . . .                        | ..            | ..         | ..         | ..        | ..         | ..                 | ..             | ..            |
| Delhi . . . . .                        | 1             | 3          | 7          | ..        | 11         | 8                  | 2,378          | 1,456         |
| Ajmer-Merwara . . . . .                | 1             | ..         | 7          | ..        | 8          | 9                  | 234            | 1,090         |
| Baluchistan . . . . .                  | ..            | 1          | 5          | ..        | 6          | 6                  | 1,230          | 732           |
| Bangalore . . . . .                    | ..            | 1          | 6          | ..        | 7          | 7                  | 1,252          | 1,130         |
| Other Administered Areas . . . . .     | ..            | 2          | 5          | 1         | 8          | 6                  | 913            | 817           |
| <b>INDIA</b>                           | <b>129</b>    | <b>145</b> | <b>542</b> | <b>31</b> | <b>847</b> | <b>723</b>         | <b>122,790</b> | <b>88,649</b> |

TABLE 87.—Girls' Primary Schools, by management.

| Provinces.                             | Institutions. |              |               |              |               |                    | Pupils.          |                |
|--|---------------|--------------|---------------|--------------|---------------|--------------------|------------------|----------------|
|  | 1931-32.      |              |               |              |               | Total,<br>1926-27. | 1931-32.         | 1926-27.       |
|  | Government.   | Board.       | Aided.        | Unaided.     | Total.        |                    |                  |                |
| Madras . . . . .                       | 41            | 3,813        | 1,738         | 90           | 5,682         | 3,899              | 358,895          | 229,063        |
| Bombay . . . . .                       | 6             | 1,309        | 414           | 12           | 1,741         | 1,543              | 169,378          | 133,518        |
| Bengal . . . . .                       | 24            | 281          | 13,523        | 3,610        | 17,488        | 14,612             | 433,775          | 341,969        |
| United Provinces . . . . .             | 15            | 1,116        | 585           | 17           | 1,733         | 1,580              | 64,941           | 54,513         |
| Punjab . . . . .                       | 2             | 1,059        | 510           | 56           | 1,627         | 1,232              | 94,050           | 61,480         |
| Burma . . . . .                        | 1             | 7            | 626           | ..           | 634           | 606                | 36,203           | 31,171         |
| Bihar and Orissa . . . . .             | 6             | 198          | 2,040         | 203          | 2,447         | 2,790              | 62,830           | 66,009         |
| Central Provinces and Berar . . . . .  | ..            | 72           | 68            | 24           | 414           | 334                | 31,377           | 21,027         |
| Assam . . . . .                        | ..            | 516          | 14            | 102          | 632           | 409                | 22,760           | 13,772         |
| North-West Frontier Province . . . . . | ..            | 63           | 37            | 13           | 113           | 70                 | 7,200            | 4,544          |
| Coorg . . . . .                        | 9             | ..           | ..            | ..           | 9             | 9                  | 734              | 666            |
| Delhi . . . . .                        | ..            | 36           | 20            | ..           | 56            | 33                 | 5,842            | 2,368          |
| Ajmer-Merwara . . . . .                | 12            | 7            | 20            | 4            | 43            | 9                  | 2,941            | 411            |
| Baluchistan . . . . .                  | 3             | ..           | ..            | ..           | 3             | 3                  | 280              | 180            |
| Bangalore . . . . .                    | ..            | 11           | 18            | ..           | 29            | 24                 | 3,575            | 2,687          |
| Othe: Administered Areas . . . . .     | 1             | 11           | 21            | 1            | 34            | 29                 | 3,932            | 2,837          |
| <b>INDIA</b>                           | <b>370</b>    | <b>8,499</b> | <b>19,634</b> | <b>4,132</b> | <b>32,635</b> | <b>26,682</b>      | <b>1,298,713</b> | <b>966,214</b> |



TABLE 88.—*Expenditure on Recognised Institutions for Girls, 1931-32.*

| Province.                              | Collegiate Education. |                        | School Education, General. |                    | School Education, Special. |                        | Total Expenditure. |
|--|-----------------------|------------------------|----------------------------|--------------------|----------------------------|------------------------|--------------------|
|  | Arts. Colleges.       | Professional Colleges. | Secondary Schools.         | Primary Schools.   | Training Schools.          | Other Special Schools. |                    |
|  | Rs.                   | Rs.                    | Rs.                        | Rs.                | Rs.                        | Rs.                    | Rs.                |
| Madras . . . . .                       | 2,54,268              | 40,262                 | 16,71,198                  | 43,50,268          | 7,14,034                   | 3,89,845               | 74,19,875          |
| Bombay . . . . .                       | ..                    | ..                     | 16,93,033                  | 37,82,622          | 2,40,835                   | 1,12,717               | 58,29,207          |
| Bengal . . . . .                       | 1,42,145              | 30,902                 | 17,42,242                  | 14,82,205          | 84,052                     | 1,72,941               | 36,54,487          |
| United Provinces . . . . .             | 1,59,054              | ..                     | 17,28,398                  | 6,22,210           | 2,00,426                   | 45,379                 | 27,55,467          |
| Punjab . . . . .                       | 89,727                | 21,585                 | 14,14,720                  | 9,99,639           | 1,16,285                   | 2,56,650               | 28,98,606          |
| Burma . . . . .                        | ..                    | ..                     | 15,79,137                  | 3,51,217           | 73,107                     | 21,411                 | 20,24,872          |
| Bihar and Orissa . . . . .             | 6,520                 | ..                     | 3,29,533                   | 5,08,428           | 59,958                     | 16,608                 | 9,21,047           |
| Central Provinces and Berar . . . . .  | ..                    | 4,905                  | 2,81,408                   | 4,64,225           | 65,997                     | 22,919                 | 8,39,454           |
| Assam . . . . .                        | ..                    | ..                     | 2,50,854                   | 1,18,893           | 3,066                      | 4,695                  | 3,77,308           |
| North-West Frontier Province . . . . . | ..                    | ..                     | 1,25,705                   | 1,03,940           | 15,617                     | ..                     | 2,45,263           |
| Coorg . . . . .                        | ..                    | ..                     | 13,825                     | 15,138             | ..                         | ..                     | 28,963             |
| Delhi . . . . .                        | 10,065                | 2,08,860               | 1,57,995                   | 1,48,495           | 16,808                     | 5,913                  | 5,48,136           |
| Ajmer-Merwara . . . . .                | ..                    | ..                     | 90,271                     | 73,529             | 3,897                      | ..                     | 1,67,697           |
| Baluchistan . . . . .                  | ..                    | ..                     | 59,801                     | 7,224              | ..                         | ..                     | 66,825             |
| Bangalore . . . . .                    | ..                    | ..                     | 1,59,790                   | 61,904             | 9,687                      | 1,641                  | 2,33,022           |
| Other Administered Areas . . . . .     | ..                    | ..                     | 2,28,809                   | 72,384             | 12,590                     | ..                     | 3,13,783           |
| <b>INDIA</b> . . . . .                 | <b>8,61,779</b>       | <b>3,06,514</b>        | <b>1,15,26,519</b>         | <b>1,31,82,121</b> | <b>16,16,359</b>           | <b>10,50,719</b>       | <b>2,83,24,011</b> |

TABLE 89.—*Expenditure on Recognised Institutions for Girls, by periods.*

| <i>Class of Institutions.</i> | 1896-97.  | 1901-02.  | 1906-07.  | 1911-12.  | 1916-17.  | 1921-22.    | 1926-27.    | 1931-32.    |
|-------------------------------|-----------|-----------|-----------|-----------|-----------|-------------|-------------|-------------|
|                               | Rs.       | Rs.       | Rs.       | Rs.       | Rs.       | Rs.         | Rs.         | Rs.         |
| Colleges . . . . .            | 13,334    | 51,872    | 78,298    | 80,937    | 2,26,815  | 5,50,934    | 8,24,031    | 9,68,293    |
| Secondary schools . . . . .   | 17,96,988 | 17,87,513 | 21,57,620 | 26,11,375 | 39,87,750 | 65,09,457   | 87,40,070   | 1,15,26,510 |
| Primary schools . . . . .     | 12,33,391 | 13,31,099 | 18,82,609 | 27,63,692 | 41,55,756 | 75,60,663   | 1,03,01,370 | 1,31,62,121 |
| Training schools . . . . .    | 1,68,975  | 1,70,399  | 2,43,236  | 3,70,160  | 6,28,910  | 12,01,248   | 13,07,354   | 16,16,359   |
| Special schools . . . . .     | 31,155    | 53,580    | 72,531    | 2,48,881  | 2,87,579  | 4,86,485    | 7,29,290    | 10,50,719   |
| Total . . . . .               | 32,43,843 | 34,03,483 | 44,34,294 | 60,75,045 | 92,86,810 | 1,63,06,787 | 2,19,92,115 | 2,83,24,011 |

TABLE 90.—*Expenditure on Schools for General Education of Girls (Secondary and Primary Schools) excluding European Schools.*

| Province.                              | 1926-27.                       |                         |                  |                           |                    | 1931-32.                       |                         |                  |                           |                    |
|--|--------------------------------|-------------------------|------------------|---------------------------|--------------------|--------------------------------|-------------------------|------------------|---------------------------|--------------------|
|  | From Govern-<br>ment<br>funds. | From<br>Board<br>funds. | From<br>fees.    | From<br>other<br>sources. | Total.             | From Govern-<br>ment<br>funds. | From<br>Board<br>funds. | From<br>fees.    | From<br>other<br>sources. | Total.             |
|  | Rs.                            | Rs.                     | Rs.              | Rs.                       | Rs.                | Rs.                            | Rs.                     | Rs.              | Rs.                       | Rs.                |
| Madras . . . . .                       | 15,96,028                      | 9,24,685                | 2,00,114         | 7,96,890                  | 35,17,717          | 27,21,490                      | 13,76,733               | 2,31,501         | 10,57,728                 | 53,87,452          |
| Bombay . . . . .                       | 19,75,732                      | 14,27,649               | 3,85,975         | 7,02,569                  | 44,91,925          | 19,91,310                      | 16,04,053               | 5,37,348         | 8,54,607                  | 49,87,318          |
| Bengal . . . . .                       | 7,86,350                       | 3,05,489                | 3,00,621         | 4,66,287                  | 18,58,747          | 8,38,730                       | 5,91,198                | 5,09,382         | 5,99,616                  | 25,38,926          |
| United Provinces . . . . .             | 5,18,757                       | 3,72,458                | 40,033           | 2,61,206                  | 11,92,454          | 7,42,106                       | 4,65,624                | 1,14,156         | 2,68,229                  | 15,90,115          |
| Punjab . . . . .                       | 5,78,272                       | 4,72,061                | 42,725           | 3,00,307                  | 13,93,365          | 10,68,938                      | 5,29,859                | 1,16,040         | 4,08,441                  | 21,23,278          |
| Burma . . . . .                        | 1,99,054                       | 3,91,660                | 2,06,105         | 1,86,699                  | 9,83,518           | 3,50,788                       | 4,22,549                | 2,90,676         | 2,35,554                  | 12,99,567          |
| Bihar and Orissa . . . . .             | 1,49,345                       | 3,55,024                | 22,432           | 1,30,890                  | 6,57,691           | 1,80,455                       | 3,56,388                | 44,722           | 1,51,793                  | 7,33,358           |
| Central Provinces and Berar . . . . .  | 3,01,105                       | 10,664                  | 11,546           | 1,09,230                  | 4,32,545           | 3,59,821                       | 46,418                  | 26,057           | 1,49,696                  | 5,81,992           |
| Assam . . . . .                        | 1,17,529                       | 49,498                  | 6,084            | 44,230                    | 2,17,841           | 1,84,801                       | 61,135                  | 15,773           | 51,541                    | 3,13,250           |
| North-West Frontier Province . . . . . | 26,871                         | 67,842                  | 746              | 33,027                    | 1,28,488           | 59,649                         | 1,04,511                | 3,577            | 56,312                    | 2,24,049           |
| Coorg . . . . .                        | 21,124                         | ..                      | 2,361            | 2,987                     | 26,472             | 22,508                         | ..                      | 2,955            | 3,500                     | 28,963             |
| Delhi . . . . .                        | 39,608                         | 52,282                  | 8,407            | 44,678                    | 1,44,973           | 1,20,891                       | 85,311                  | 26,318           | 57,629                    | 2,90,149           |
| Ajmer-Merwara . . . . .                | 13,222                         | 220                     | 16,055           | 37,258                    | 66,755             | 32,763                         | 16,226                  | 19,876           | 48,967                    | 1,17,832           |
| Baluchistan . . . . .                  | 10,224                         | 14,983                  | 1,677            | 7,790                     | 34,674             | 9,727                          | 14,872                  | 2,568            | 7,499                     | 34,666             |
| Bangalore . . . . .                    | 33,996                         | 460                     | 4,336            | 24,139                    | 62,931             | 56,058                         | 199                     | 9,572            | 24,878                    | 90,707             |
| Other Administered Areas . . . . .     | 10,821                         | 15,498                  | 2,583            | 48,366                    | 77,268             | 41,131                         | 27,898                  | 6,885            | 78,298                    | 1,56,212           |
| <b>INDIA</b> . . . . .                 | <b>63,78,038</b>               | <b>44,60,472</b>        | <b>12,51,800</b> | <b>31,96,551</b>          | <b>1,52,86,862</b> | <b>87,83,166</b>               | <b>57,02,974</b>        | <b>19,57,406</b> | <b>40,64,283</b>          | <b>2,04,97,834</b> |
| <b>INDIA</b> . . . . .                 | 1921-22 49,21,907              | 29,43,201               | 7,96,618         | 24,29,207                 | 1,10,90,933        |                                |                         |                  |                           |                    |
|  | 1916-17 19,30,122              | 19,35,280               | 4,98,217         | 16,86,520                 | 60,50,139          |                                |                         |                  |                           |                    |
|  | 1911-12 11,47,566              | 9,50,583                | 3,35,900         | 14,28,987                 | 38,69,036          |                                |                         |                  |                           |                    |
|  | 1906-07 7,75,607               | 6,63,810                | 2,29,092         | 10,50,994                 | 27,09,503          |                                |                         |                  |                           |                    |

TABLE 91.—Average annual fee per pupil in Girls' Schools for General Education (excluding European Schools).

TABLE

| Province.                              | 1926-27.                      |                               |                     | 1931-32.                      |                               |                     |
|--|-------------------------------|-------------------------------|---------------------|-------------------------------|-------------------------------|---------------------|
|  | In Secondary English Schools. | In Middle Vernacular Schools. | In Primary Schools. | In Secondary English Schools. | In Middle Vernacular Schools. | In Primary Schools. |
| Madras . . . . .                       | Rs. 10·7                      | ..                            | 0·26                | 10·6                          | ..                            | 0·12                |
| Bombay . . . . .                       | 32·4                          | ..                            | 0·47                | 30·7                          | ..                            | 0·49                |
| Bengal. . . . .                        | 19·4                          | 3·50                          | 0·24                | 20·0                          | 4·34                          | 0·33                |
| United Provinces . . . . .             | 5·0                           | 0·34                          | 0·03                | 9·4                           | 0·52                          | 0·01                |
| Punjab . . . . .                       | 8·1                           | 0·14                          | 0·06                | 6·7                           | 0·31                          | 0·02                |
| Burma. . . . .                         | 24·0                          | 0·74                          | 0·93                | 33·1                          | 0·80                          | 0·70                |
| Bihar and Orissa . . . . .             | 6·2                           | 1·15                          | 0·08                | 7·2                           | 1·08                          | 0·10                |
| Central Provinces and Berar . . . . .  | 10·6                          | 0·19                          | 0·10                | 12·1                          | 0·51                          | 0·14                |
| Assam . . . . .                        | 1·9                           | 0·18                          | 0·02                | 2·1                           | 0·00                          | 0·00                |
| North-West Frontier Province . . . . . | 2·5                           | 0·0                           | 0·05                | 1·7                           | 0·03                          | 0·06                |
| Coorg . . . . .                        | 12·7                          | ..                            | 0·10                | 11·8                          | ..                            | 0·00                |
| Delhi . . . . .                        | 15·3                          | 0·10                          | 0·06                | 27·6                          | 1·06                          | 0·18                |
| Ajmer-Merwara . . . . .                | 31·6                          | 1·51                          | 0·32                | 38·4                          | 13·54                         | 2·74                |
| Baluchistan . . . . .                  | 5·1                           | 0·0                           | 0·0                 | 4·1                           | 0·0                           | 0·0                 |
| Bangalore . . . . .                    | 6·9                           | 0·55                          | 0·77                | 11·7                          | 0·41                          | 0·73                |
| Other Administered Areas . . . . .     | 15·3                          | ..                            | 0·27                | 8·9                           | ..                            | 0·28                |
| <b>INDIA</b>                           | <b>16·0</b>                   | <b>0·47</b>                   | <b>0·25</b>         | <b>15·6</b>                   | <b>0·55</b>                   | <b>0·25</b>         |

25

## VIII.—EDUCATION OF SPECIAL COMMUNITIES.

### (a) EDUCATION OF EUROPEANS.

TABLE 92.—*Institutions for Europeans (excluding unrecognised institutions), by periods.*

| Class of Institutions.          | 1896-97. | 1901-02. | 1906-07. | 1911-12. | 1916-17. | 1921-22. | 1926-27. | 1931-32. |
|---------------------------------|----------|----------|----------|----------|----------|----------|----------|----------|
| Arts Colleges . . . . .         | 10       | 20       | 15       | 6        | 5        | 4        | 7        | 7        |
| Professional Colleges . . . . . | ..       | 1        | 2        | 3        | 2        | 2        | 3        | 3        |
| Secondary Schools . . . . .     | 258      | 279      | 261      | 273      | 292      | 283      | 275      | 274      |
| Primary Schools . . . . .       | 72       | 75       | 89       | 77       | 97       | 102      | 116      | 119      |
| Training Schools . . . . .      | 2        | 4        | 8        | 7        | 8        | 9        | 10       | 10       |
| Other Special Schools . . . . . | 9        | 10       | 26       | 24       | 40       | 43       | 10       | 9        |
| Total . . . . .                 | 351      | 389      | 401      | 390      | 444      | 443      | 421      | 422      |

TABLE 93.—Recognised Institutions for Europeans, with Pupils (by Standard of Instruction), 1931-32.

| Province.                    | Arts Colleges. |         | Professional Colleges. |         | Secondary Schools. |         |                 |         |               |                       | Primary Schools. |         | Special Schools. |         | Grand Total.  |         |
|------------------------------|----------------|---------|------------------------|---------|--------------------|---------|-----------------|---------|---------------|-----------------------|------------------|---------|------------------|---------|---------------|---------|
|                              | Institutions.  | Pupils. | Institutions.          | Pupils. | High Schools.      |         | Middle Schools. |         | Total.        |                       | Institutions.    | Pupils. | Institutions.    | Pupils. | Institutions. | Pupils. |
|                              |                |         |                        |         | Institutions.      | Pupils. | Institutions.   | Pupils. | Institutions. | Pupils.               |                  |         |                  |         |               |         |
| Madras                       | ..             | ..      | ..                     | ..      | 31                 | 5,427   | 26              | 3,510   | 57            | 8,937                 | 21               | 1,685   | 4                | 137     | 82            | 10,759  |
| Bombay                       | ..             | ..      | ..                     | ..      | 20                 | 4,302   | 14              | 968     | 34            | 5,360                 | ..               | ..      | 3                | 96      | 37            | 5,456   |
| Bengal                       | ..             | ..      | 1                      | 14      | 45                 | 10,454  | 1               | 153     | 46            | 10,613                | 19               | 868     | 3                | 91      | 69            | 11,586  |
| United Provinces             | 4              | 65      | ..                     | ..      | 25                 | 4,441   | 12              | 1,084   | 37            | 5,725                 | 15               | 698     | 2                | 46      | 58            | 6,584   |
| Punjab                       | 2              | 149     | 2                      | 55      | 11                 | 1,263   | 8               | 1,043   | 19            | 2,306                 | 7                | 305     | 2                | 32      | 38            | 2,847   |
| Burma                        | ..             | ..      | ..                     | ..      | 17                 | 6,784   | 11              | 2,708   | 28            | 9,492                 | 4                | 145     | 3                | 254     | 35            | 10,191  |
| Bihar and Orissa             | ..             | ..      | ..                     | ..      | 5                  | 890     | ..              | ..      | 5             | 890                   | 16               | 734     | ..               | ..      | 21            | 1,624   |
| Central Provinces and Berar  | 1              | 23      | ..                     | ..      | 9                  | 235     | 10              | 635     | 19            | 870                   | 17               | 1,908   | ..               | ..      | 37            | 2,801   |
| Assam                        | ..             | ..      | ..                     | ..      | 1                  | 174     | 3               | 210     | 4             | 384                   | ..               | ..      | ..               | ..      | 4             | 384     |
| North-West Frontier Province | ..             | ..      | ..                     | ..      | ..                 | ..      | 1               | 88      | 1             | 88                    | ..               | ..      | ..               | ..      | 1             | 88      |
| Coorg                        | ..             | ..      | ..                     | ..      | ..                 | ..      | ..              | ..      | ..            | ..                    | ..               | ..      | ..               | ..      | ..            | ..      |
| Delhi                        | ..             | ..      | ..                     | ..      | ..                 | ..      | 1               | 86      | 1             | 86                    | 1                | 77      | ..               | ..      | 3             | 163     |
| Ajmer-Merwara                | ..             | ..      | ..                     | ..      | 2                  | 275     | ..              | ..      | 2             | 275                   | 6                | 382     | ..               | ..      | 8             | 657     |
| Baluchistan                  | ..             | ..      | ..                     | ..      | 1                  | 109     | 1               | 160     | 2             | 269                   | ..               | ..      | ..               | ..      | 2             | 269     |
| Bangalore                    | ..             | ..      | ..                     | ..      | 7                  | 1,750   | 4               | 665     | 11            | 2,424                 | 4                | 496     | 2                | 56      | 21            | 2,976   |
| Other Administered Areas     | ..             | ..      | ..                     | ..      | 1                  | 851     | 4               | 461     | 8             | 1,315                 | 5                | 268     | ..               | ..      | 13            | 1,583   |
|                              | 7              | 267     | 3                      | 69      | 178                | 37,254  | 96              | 11,780  | 274           | 49,034                | 119              | 7,866   | 19               | 712     | 423           | 57,943  |
| INDIA                        | 7              | 517     | 3                      | 67      | 167                | 33,639  | 108             | 11,314  | 275           | 44,952                | 116              | 8,042   | 20               | 642     | 421           | 53,151  |
|                              | 4              | 73      | 2                      | 48      | 153                | 2,217   | 130             | 13,322  | 283           | 39,294 <sup>(a)</sup> | 102              | 5,638   | 52               | 1,547   | 443           | 46,800  |
|                              | 5              | 99      | 2                      | 51      | 150                | 22,004  | 142             | 13,596  | 292           | 36,257 <sup>(b)</sup> | 97               | 5,109   | 48               | 1,105   | 444           | 43,321  |

(a) Includes 725 pupils in School Departments of Colleges.

(b) Includes 637 pupils in School Departments of Colleges.

TABLE 94.—Recognised Institutions for Europeans, by Sex and Standard of Instruction.

| Provinces.                     | 1920-27.   |              |                    |              |                  |              |                   |              |                        |              | 1931-32. |            |              |                    |              |                  |              |                   |              |                        |              |        |     |     |    |
|--------------------------------|------------|--------------|--------------------|--------------|------------------|--------------|-------------------|--------------|------------------------|--------------|----------|------------|--------------|--------------------|--------------|------------------|--------------|-------------------|--------------|------------------------|--------------|--------|-----|-----|----|
|                                | Colleges.  |              | Secondary Schools. |              | Primary Schools. |              | Training Schools. |              | Other Special Schools. |              | Total.   | Colleges.  |              | Secondary Schools. |              | Primary Schools. |              | Training Schools. |              | Other Special Schools. |              | Total. |     |     |    |
|                                | For Males. | For Females. | For Males.         | For Females. | For Males.       | For Females. | For Males.        | For Females. | For Males.             | For Females. |          | For Males. | For Females. | For Males.         | For Females. | For Males.       | For Females. | For Males.        | For Females. | For Males.             | For Females. |        |     |     |    |
| Madras .. .. .                 | ..         | ..           | 26                 | 35           | 11               | 11           | ..                | 2            | ..                     | 2            | 37       | 50         | ..           | ..                 | 22           | 35               | 11           | 10                | ..           | 2                      | 22           | 46     |     |     |    |
| Bombay .. .. .                 | ..         | ..           | 14                 | 21           | ..               | ..           | ..                | 3            | ..                     | 1            | 14       | 25         | ..           | ..                 | 17           | 17               | ..           | ..                | ..           | 2                      | 1            | 17     | 20  |     |    |
| Bengal .. .. .                 | ..         | ..           | 1                  | 18           | 23               | 10           | 7                 | ..           | ..                     | 2            | 1        | 20         | 22           | ..                 | 1            | 20               | 28           | 6                 | 12           | ..                     | 2            | 1      | 22  | 41  |    |
| United Provinces..             | ..         | 4            | ..                 | 13           | 23               | 1            | 12                | ..           | 2                      | ..           | ..       | 18         | 37           | 4                  | ..           | 12               | 25           | 1                 | 14           | ..                     | 2            | ..     | 17  | 41  |    |
| Punjab .. .. .                 | ..         | 2            | 1                  | 7            | 13               | 4            | 5                 | ..           | 1                      | ..           | 1        | 13         | 21           | 2                  | 1            | 6                | 13           | 4                 | 3            | ..                     | 1            | ..     | 13  | 19  |    |
| Burma .. .. .                  | ..         | ..           | ..                 | 10           | 22               | ..           | 1                 | ..           | 1                      | 1            | 1        | 11         | 25           | ..                 | ..           | 9                | 19           | ..                | 4            | ..                     | 2            | 1      | 10  | 25  |    |
| Bihar and Orissa               | ..         | ..           | ..                 | 3            | 2                | 9            | 7                 | ..           | ..                     | ..           | ..       | 12         | 9            | ..                 | ..           | 3                | 2            | 10                | 6            | ..                     | ..           | ..     | 12  | 8   |    |
| Central Provinces and Berar    | ..         | ..           | ..                 | 8            | 9                | 7            | 10                | ..           | ..                     | ..           | ..       | 15         | 19           | 1                  | ..           | 8                | 11           | 7                 | 10           | ..                     | ..           | ..     | 16  | 21  |    |
| Assam .. .. .                  | ..         | ..           | ..                 | 1            | 3                | ..           | ..                | ..           | ..                     | ..           | 1        | 3          | ..           | ..                 | 1            | 3                | ..           | ..                | ..           | ..                     | ..           | ..     | 1   | 3   |    |
| North-West Frontier Province   | ..         | ..           | ..                 | 1            | ..               | ..           | ..                | ..           | ..                     | ..           | 1        | ..         | ..           | ..                 | ..           | 1                | ..           | ..                | ..           | ..                     | ..           | ..     | ..  | 1   |    |
| Coorg .. .. .                  | ..         | ..           | ..                 | ..           | ..               | ..           | ..                | ..           | ..                     | ..           | ..       | ..         | ..           | ..                 | ..           | ..               | ..           | ..                | ..           | ..                     | ..           | ..     | ..  | ..  |    |
| Delhi .. .. .                  | ..         | ..           | ..                 | ..           | 3                | ..           | ..                | ..           | ..                     | ..           | 3        | ..         | ..           | ..                 | ..           | 1                | ..           | 1                 | ..           | ..                     | ..           | ..     | ..  | 2   |    |
| Ajmer-Merwara ..               | ..         | ..           | ..                 | 1            | 1                | 4            | 2                 | ..           | ..                     | ..           | 3        | 3          | ..           | ..                 | 1            | 1                | 3            | 3                 | ..           | ..                     | ..           | ..     | 4   | 4   |    |
| Baluchistan .. ..              | ..         | ..           | ..                 | 1            | 1                | ..           | ..                | ..           | ..                     | ..           | 1        | 1          | ..           | ..                 | 1            | 1                | ..           | ..                | ..           | ..                     | ..           | ..     | 1   | 1   |    |
| Bangalore .. .. .              | ..         | 1            | 1                  | 5            | 6                | 4            | 3                 | ..           | 1                      | ..           | 1        | 10         | 12           | ..                 | ..           | 5                | 6            | 4                 | 4            | ..                     | 1            | ..     | 1   | 9   | 12 |
| Other Administered Areas       | ..         | ..           | ..                 | 3            | 5                | 2            | 3                 | ..           | ..                     | ..           | 5        | 5          | ..           | ..                 | 3            | 5                | 2            | 3                 | ..           | ..                     | ..           | ..     | 5   | 9   |    |
| <b>INDIA</b> .. .. .           | 7          | 3            | 111                | 154          | 55               | 61           | ..                | 10           | 3                      | 7            | 176      | 245        | 2            | 2                  | 103          | 166              | 48           | 71                | ..           | 10                     | 2            | 6      | 187 | 255 |    |
| <b>INDIA</b> { 1921-22 .. .. . | 2          | 4            | 117                | 166          | 46               | 56           | ..                | 9            | 17                     | 25           | 182      | 261        | ..           | ..                 | ..           | ..               | ..           | ..                | ..           | ..                     | ..           | ..     | ..  | ..  |    |
| { 1916-17 .. .. .              | 2          | 5            | 130                | 192          | 52               | 45           | ..                | 8            | 19                     | 21           | 203      | 241        | ..           | ..                 | ..           | ..               | ..           | ..                | ..           | ..                     | ..           | ..     | ..  | ..  |    |

TABLE 95.—*European pupils by sex.*

| Province.                              | 1921-22.      |               |               | 1926-27.                   |               |               | 1931-32.      |               |               |
|--|---------------|---------------|---------------|----------------------------|---------------|---------------|---------------|---------------|---------------|
|  | Males.        | Females.      | Total.        | Pupils in institutions for |               | Total.        | Males.        | Females.      | Total.        |
|  |               |               |               | Males.                     | Females.      |               |               |               |               |
| Madras . . . . .                       | 4,924         | 4,837         | 9,761         | 5,390                      | 4,825         | 10,215        | 5,125         | 5,056         | 10,181        |
| Bombay . . . . .                       | 2,287         | 2,519         | 4,806         | 2,058                      | 2,812         | 4,870         | 2,421         | 3,016         | 5,437         |
| Bengal . . . . .                       | 5,118         | 4,322         | 9,440         | 5,142                      | 4,468         | 9,610         | 5,250         | 4,471         | 9,721         |
| United Provinces . . . . .             | 3,092         | 2,551         | 5,643         | 2,801                      | 3,039         | 5,840         | 3,230         | 2,536         | 5,766         |
| Punjab . . . . .                       | 1,128         | 1,433         | 2,561         | 997                        | 1,414         | 2,411         | 1,151         | 1,388         | 2,539         |
| Burma . . . . .                        | 3,064         | 2,909         | 5,973         | 2,896                      | 3,476         | 6,372         | 3,325         | 3,166         | 6,491         |
| Bihar and Orissa . . . . .             | 627           | 567           | 1,194         | 845                        | 623           | 1,468         | 806           | 790           | 1,596         |
| Central Provinces and Betar . . . . .  | 892           | 735           | 1,627         | 780                        | 946           | 1,726         | 938           | 994           | 1,932         |
| Assam . . . . .                        | 180           | 150           | 330           | 150                        | 196           | 346           | 171           | 165           | 336           |
| North-West Frontier Province . . . . . | 23            | 30            | 53            | 40                         | ..            | 40            | 17            | 23            | 40            |
| Coorg . . . . .                        | 1             | 3             | 4             | ..                         | ..            | ..            | ..            | ..            | ..            |
| Delhi . . . . .                        | ..            | 20            | 20            | 41                         | 56            | 97            | 78            | 80            | 158           |
| Ajmer-Merwara . . . . .                | 418           | 268           | 686           | 383                        | 271           | 654           | 417           | 262           | 679           |
| Baluchistan . . . . .                  | 34            | 28            | 62            | 63                         | 67            | 130           | 76            | 84            | 160           |
| Bangalore . . . . .                    | 1,199         | 1,270         | 2,478         | 1,188                      | 1,286         | 2,474         | 1,357         | 1,153         | 2,510         |
| Other Administered Areas . . . . .     | ..            | ..            | ..            | 439                        | 600           | 1,039         | 546           | 709           | 1,255         |
| <b>INDIA</b> . . . . .                 | <b>22,987</b> | <b>21,651</b> | <b>44,638</b> | <b>23,213</b>              | <b>24,079</b> | <b>47,292</b> | <b>24,908</b> | <b>23,893</b> | <b>48,801</b> |

N. B. The figures for 1926-27 are classified according to institutions for males and females and are not strictly comparable with those of 1921-22 and 1931-32.



TABLE 96.—*European pupils in different classes of institutions, by sex.*

| Class of Institutions.                 | 1916-17. |          |        | 1921-22. |          |        | 1926-27.                    |          |        | 1931-32. |          |        |
|--|----------|----------|--------|----------|----------|--------|-----------------------------|----------|--------|----------|----------|--------|
|  | Males.   | Females. | Total. | Males.   | Females. | Total. | Pupils in institutions for* |          | Total. | Males.   | Females. | Total. |
|  |          |          |        |          |          |        | Males.                      | Females. |        |          |          |        |
| In Recognised Institutions.            |          |          |        |          |          |        |                             |          |        |          |          |        |
| Arts Colleges . . . . .                | 168      | 109      | 277    | 182      | 117      | 299    | 307                         | 102      | 409    | 581      | 180      | 761    |
| Professional Colleges . . . . .        | 188      | 83       | 271    | 173      | 78       | 251    | 192                         | 89       | 281    | 150      | 118      | 268    |
| Secondary Schools . . . . .            | 18,305   | 16,811   | 35,116 | 18,657   | 17,943   | 36,600 | 21,460                      | 23,088   | 44,548 | 23,424   | 22,999   | 46,423 |
| Primary Schools . . . . .              | 2,890    | 2,551    | 5,241  | 2,915    | 2,583    | 5,498  |                             |          |        |          |          |        |
| Training Schools . . . . .             | 21       | 254      | 275    | 1        | 256      | 257    | 6                           | 249      | 255    | 2        | 269      | 271    |
| Special Schools . . . . .              | 655      | 650      | 1,305  | 1,019    | 651      | 1,670  | 1,248                       | 551      | 1,799  | 747      | 327      | 1,074  |
| Total in Recognised Institutions       | 22,027   | 20,458   | 42,485 | 22,947   | 21,628   | 44,575 | 23,213                      | 24,079   | 47,292 | 24,904   | 23,893   | 48,797 |
| In Unrecognised Institutions . . . . . | 21       | 39       | 60     | 40       | 23       | 63     | ..                          | ..       | ..     | 4        | ..       | 4      |
| Grand Total . . . . .                  | 22,048   | 20,497   | 42,545 | 22,987   | 21,651   | 44,638 | 23,213                      | 24,079   | 47,292 | 24,908   | 23,893   | 48,801 |

\* Vide footnote to Table 95 on the preceding page.

TABLE 97.—*Expenditure on European Education, by sources.*

| Province.                              | 1926-27.          |               |                  |                  |                    | 1931-32.          |               |                  |                  |                    |
|--|-------------------|---------------|------------------|------------------|--------------------|-------------------|---------------|------------------|------------------|--------------------|
|  | Government funds. | Board funds.  | Fees.            | Other sources.   | Total.             | Government funds. | Board funds.  | Fees.            | Other sources.   | Total.             |
|  | Rs.               | Rs.           | Rs.              | Rs.              | Rs.                | Rs.               | Rs.           | Rs.              | Rs.              | Rs.                |
| Madras . . . . .                       | 8,85,085          | ..            | 6,29,676         | 9,12,182         | 24,26,943          | 8,28,594          | ..            | 6,79,723         | 11,32,943        | 26,41,260          |
| Bombay . . . . .                       | 5,35,632          | 2,055         | 6,26,359         | 3,39,085         | 15,03,131          | 5,00,948          | ..            | 5,77,976         | 2,97,244         | 18,76,168          |
| Bengal . . . . .                       | 10,63,381         | 32,443        | 15,96,792        | 12,01,488        | 38,94,104          | 9,06,275          | 32,793        | 17,34,631        | 9,99,552         | 36,73,251          |
| United Provinces . . . . .             | 9,86,683          | 6,978         | 6,25,713         | 7,71,580         | 23,90,954          | 8,97,308          | 3,006         | 10,32,730        | 7,22,858         | 26,55,902          |
| Punjab . . . . .                       | 5,01,703          | ..            | 2,44,281         | 2,05,409         | 9,51,393           | 5,00,830          | ..            | 3,06,429         | 3,11,700         | 11,18,959          |
| Burma . . . . .                        | 5,37,377          | ..            | 8,81,403         | 4,03,065         | 18,21,785          | 5,06,823          | ..            | 9,86,947         | 4,35,259         | 19,29,029          |
| Bihar and Orissa . . . . .             | 1,08,150          | ..            | 1,15,054         | 90,580           | 3,13,764           | 1,22,705          | ..            | 1,81,956         | 1,17,412         | 4,22,078           |
| Central Provinces and Berar . . . . .  | 1,35,519          | 420           | 1,39,393         | 2,01,949         | 4,77,191           | 1,10,123          | 100           | 2,30,803         | 1,69,849         | 5,10,875           |
| Assam . . . . .                        | 56,883            | ..            | 1,61,578         | 1,01,299         | 3,19,760           | 53,504            | ..            | 1,38,393         | 36,172           | 2,28,069           |
| North-West Frontier Province . . . . . | 2,400             | ..            | 2,433            | 941              | 5,774              | 2,400             | ..            | 3,795            | 995              | 7,190              |
| Coorg . . . . .                        | ..                | ..            | ..               | ..               | ..                 | ..                | ..            | ..               | ..               | ..                 |
| Delhi . . . . .                        | 22,631            | ..            | 3,606            | 22,371           | 48,608             | 10,218            | ..            | 7,289            | 9,231            | 26,738             |
| Ajmer-Merwara . . . . .                | 21,778            | ..            | 62,807           | 30,039           | 1,14,624           | 24,282            | ..            | 58,980           | 23,794           | 1,07,056           |
| Baluchistan . . . . .                  | 19,359            | 5,550         | 34,634           | 5,917            | 65,460             | 20,694            | 9,457         | 32,840           | 11,249           | 74,240             |
| Bangalore . . . . .                    | 1,73,367          | 3,180         | 2,29,241         | 1,40,030         | 5,45,818           | 1,52,902          | 2,880         | 1,99,387         | 1,68,003         | 5,23,172           |
| Other Administered Areas . . . . .     | 48,214            | 1,610         | 41,611           | 90,674           | 1,82,109           | 81,064            | 2,728         | 71,616           | 89,966           | 2,45,174           |
| <b>INDIA</b>                           | <b>50,98,162</b>  | <b>52,236</b> | <b>53,94,471</b> | <b>45,16,549</b> | <b>1,50,81,418</b> | <b>47,18,670</b>  | <b>50,764</b> | <b>62,43,495</b> | <b>45,26,227</b> | <b>1,55,39,158</b> |

TABLE 98.—Average annual expenditure from Government Funds and average annual fee per pupil in European Schools.

| Province.                     | 1921-22(a).                |            | 1926-27(b).                |            | 1931-32(b).                |            |
|-------------------------------|----------------------------|------------|----------------------------|------------|----------------------------|------------|
|                               | Expenditure per pupil from |            | Expenditure per pupil from |            | Expenditure per pupil from |            |
|                               | Government Funds.          | Fees.      | Government Funds.          | Fees.      | Government Funds.          | Fees.      |
|                               | Rs.                        | Rs.        | Rs.                        | Rs.        | Rs.                        | Rs.        |
| Madras . . . . .              | 87                         | 44         | 85                         | 60         | 77                         | 63         |
| Bombay . . . . .              | 100                        | 124        | 109                        | 127        | 92                         | 106        |
| Bengal . . . . .              | 111                        | 148        | 98                         | 147        | 78                         | 150        |
| United Provinces . . . . .    | 137                        | 126        | 158                        | 101        | 137                        | 157        |
| Punjab . . . . .              | 190                        | 241        | 188                        | 92         | 176                        | 108        |
| Burma . . . . .               | 79                         | 95         | 61                         | 100        | 50                         | 97         |
| Bihar and Orissa . . . . .    | 107                        | 77         | 79                         | 84         | 76                         | 112        |
| Central Provinces and Berar.  | 83                         | 91         | 87                         | 58         | 39                         | 82         |
| Assam . . . . .               | 162                        | 364        | 152                        | 431        | 139                        | 360        |
| North-West Frontier Province. | 63                         | 75         | 39                         | 39         | 27                         | 43         |
| Coorg . . . . .               | ..                         | ..         | ..                         | ..         | ..                         | ..         |
| Delhi . . . . .               | 165                        | ..         | 204                        | 47         | 63                         | 45         |
| Ajmer-Merwara . . . . .       | 17                         | 27         | 33                         | 96         | 37                         | 90         |
| Baluchistan . . . . .         | 113                        | 31         | 92                         | 165        | 77                         | 122        |
| Bangalore . . . . .           | 55                         | 28         | 58                         | 77         | 51                         | 67         |
| Other Administered Areas.     | ..                         | ..         | 42                         | 36         | 51                         | 45         |
| <b>INDIA</b> . . . . .        | <b>103</b>                 | <b>108</b> | <b>96</b>                  | <b>101</b> | <b>81</b>                  | <b>103</b> |

(a) The calculations are based on average number of pupils on the rolls monthly during the year.

(b) The calculations are based on the number of pupils on rolls on March 31, of the year.

TABLE 99.—Muhammadan pupils and Population, with comparative percentages.

| Province.                              | 1926-27.                       |                            |  |   |                               | 1931-32.                       |                            |  |   |                               |
|--|--------------------------------|----------------------------|--|---|-------------------------------|--------------------------------|----------------------------|--|---|-------------------------------|
|  | Muhamma-<br>dan<br>Population. | Muham-<br>madan<br>Pupils. | Percentage of Muhammadan                   |   |                               | Muhamma-<br>dan<br>Population. | Muham-<br>madan<br>Pupils. | Percentage of Muhammadan                   |   |                               |
|  |                                |                            | Population<br>to total<br>Popula-<br>tion. | Pupils<br>to Muham-<br>madan<br>Population. | Pupils<br>to total<br>pupils. |                                |                            | Population<br>to total<br>Popula-<br>tion. | Pupils<br>to Muham-<br>madan<br>Population. | Pupils<br>to total<br>Pupils. |
| Madras . . . . .                       | 2,840,488                      | 278,568                    | 6·7  | 9·8   | 11·0                          | 3,305,937                      | 319,506                    | 7·1  | 9·7   | 10·9                          |
| Bombay . . . . .                       | 3,820,153                      | 209,913                    | 19·7                                       | 5·5   | 18·2                          | 4,456,897                      | 259,003                    | 20·4                                       | 5·8   | 19·4                          |
| Bengal . . . . .                       | 25,210,892                     | 1,140,140                  | 54·0                                       | 4·5   | 48·7                          | 27,497,624                     | 1,437,978                  | 54·9                                       | 5·2   | 51·7                          |
| United Provinces . . . . .             | 6,481,032                      | 244,697                    | 14·3                                       | 3·8   | 18·2                          | 7,181,927                      | 282,782                    | 14·8                                       | 3·9   | 18·6                          |
| Punjab . . . . .                       | 11,444,321                     | 590,834                    | 55·3                                       | 5·2   | 50·0                          | 13,332,460                     | 675,061                    | 56·5                                       | 5·1   | 50·6                          |
| Burma . . . . .                        | 500,592                        | 24,776                     | 3·8  | 5·0   | 3·8                           | 584,816                        | 32,431                     | 4·0  | 5·5   | 4·5                           |
| Bihar and Orissa . . . . .             | 3,699,182                      | 144,911                    | 10·9                                       | 3·9   | 13·1                          | 4,265,035                      | 148,141                    | 11·3                                       | 3·5   | 13·5                          |
| Central Provinces and Berar . . . . .  | 563,574                        | 37,920                     | 4·1  | 6·7   | 9·5                           | 682,854                        | 49,249                     | 4·4  | 7·2   | 10·7                          |
| Assam . . . . .                        | 2,202,460                      | 74,831                     | 20·0                                       | 3·4   | 25·9                          | 2,755,914                      | 108,802                    | 32·0                                       | 3·9   | 29·2                          |
| North-West Frontier Province . . . . . | 2,062,786                      | 50,906                     | 91·6                                       | 2·5   | 73·0                          | 2,227,303                      | 64,158                     | 91·8                                       | 2·9   | 72·5                          |
| Coorg . . . . .                        | 13,921                         | 290                        | 7·9  | 2·2   | 3·0                           | 13,777                         | 366                        | 8·4  | 2·7   | 3·5                           |
| Delhi . . . . .                        | 141,758                        | 7,631                      | 29·0                                       | 5·4   | 28·4                          | 206,960                        | 13,328                     | 32·5                                       | 6·4   | 30·0                          |
| Ajmer-Merwara . . . . .                | 101,776                        | 3,476                      | 20·6                                       | 3·4   | 20·1                          | 97,133                         | 5,034                      | 17·3                                       | 5·2   | 20·9                          |
| Baluchistan . . . . .                  | 367,232                        | 5,959                      | 87·3                                       | 1·6   | 67·8                          | 405,309                        | 6,225                      | 87·4                                       | 1·5   | 60·9                          |
| Bangalore . . . . .                    | 25,074                         | 2,450                      | 21·1                                       | 9·8   | 17·1                          | 28,625                         | 2,457                      | 21·3                                       | 8·6   | 14·6                          |
| Other Administered Areas . . . . .     | 25,453<br>(a)                  | 3,897                      | 10·8                                       | 15·0  | 20·1                          | 25,613<br>(a)                  | 4,237                      | 21·8                                       | 16·5  | 18·9                          |
| <b>INDIA</b>                           | <b>59,490,754</b>              | <b>2,821,109</b>           | <b>24·1</b>                                | <b>4·7</b>                                  | <b>25·3</b>                   | <b>87,068,184</b>              | <b>3,408,758</b>           | <b>24·7</b>                                | <b>5·2</b>                                  | <b>26·7</b>                   |

(a) Excludes Muhammadans in the Administered Areas in Hyderabad, for which separate figures are not available.

TABLE 100.—*Muhammadan Pupils in Institutions for General Education, 1931-32.*

| Province.                              | In Recognised Institutions.     |            |  |                |                  |                | In unrecognised Institutions. |               | Total.           |                |
|--|---------------------------------|------------|--|----------------|------------------|----------------|-------------------------------|---------------|------------------|----------------|
|  | Receiving Collegiate education. |            | Receiving Secondary and Primary education. |                | Total.           |                | Males.                        | Females.      | Males.           | Females.       |
|  | Males.                          | Females.   | Males.                                     | Females.       | Males.           | Females.       |                               |               |                  |                |
| Madras . . . . .                       | 658                             | 11         | 214,643                                    | 80,182         | 215,301          | 80,193         | 16,965                        | 5,183         | 232,266          | 85,376         |
| Bombay . . . . .                       | 577                             | 6          | 178,766                                    | 53,323         | 179,843          | 53,329         | 17,634                        | 4,387         | 196,977          | 57,696         |
| Bengal . . . . .                       | 2,875                           | 8          | 1,010,104                                  | 303,138        | 1,012,979        | 303,146        | 25,483                        | 6,116         | 1,038,462        | 309,262        |
| United Provinces . . . . .             | 2,154                           | 12         | 222,823                                    | 23,413         | 224,977          | 23,425         | 26,115                        | 2,566         | 251,092          | 26,011         |
| Punjab . . . . .                       | 2,900                           | 60         | 503,292                                    | 44,647         | 506,192          | 44,707         | 56,292                        | 55,321        | 562,484          | 100,028        |
| Burma . . . . .                        | 72                              | 5          | 17,848                                     | 7,547          | 17,920           | 7,552          | 4,548                         | 1,762         | 22,468           | 9,314          |
| Bihar and Orissa . . . . .             | 502                             | ..         | 108,436                                    | 23,175         | 108,938          | 23,175         | 9,944                         | 1,659         | 118,882          | 24,834         |
| Central Provinces and Berar . . . . .  | 148                             | ..         | 38,782                                     | 8,325          | 38,930           | 8,325          | 824                           | 661           | 39,754           | 8,986          |
| Assam . . . . .                        | 216                             | ..         | 81,383                                     | 11,111         | 81,599           | 11,111         | 11,035                        | 2,558         | 92,634           | 13,669         |
| North-West Frontier Province . . . . . | 388                             | ..         | 54,858                                     | 4,579          | 55,246           | 4,579          | 3,505                         | 627           | 58,571           | 5,206          |
| Coorg . . . . .                        | ..                              | ..         | 324  | 42             | 324              | 42             | ..                            | ..            | 324              | 42             |
| Delhi . . . . .                        | 288                             | 3          | 9,990                                      | 2,195          | 12,278           | 2,198          | 559                           | ..            | 10,837           | 2,198          |
| Ajmer-Merwara . . . . .                | 41                              | ..         | 3,179                                      | 594            | 3,220            | 594            | 1,026                         | 139           | 4,246            | 733            |
| Baluchistan . . . . .                  | ..                              | ..         | 3,594                                      | 305            | 3,594            | 305            | 1,963                         | 355           | 5,557            | 660            |
| Bangalore . . . . .                    | 16                              | ..         | 1,603                                      | 802            | 1,619            | 802            | 22                            | ..            | 1,641            | 802            |
| Other Administered Areas . . . . .     | ..                              | ..         | 3,293                                      | 599            | 3,293            | 599            | 376                           | 30            | 3,579            | 629            |
| <b>INDIA</b>                           | <b>10,835</b>                   | <b>105</b> | <b>2,452,828</b>                           | <b>563,977</b> | <b>2,463,663</b> | <b>564,082</b> | <b>176,291</b>                | <b>81,254</b> | <b>2,639,954</b> | <b>645,436</b> |

TABLE 101.—Number of Muhammadan Pupils in Institutions for Vocational and Special Education, 1931-32.

| Province.                          | In Professional Colleges. |           |            |           |            |          |              |           |              |           |           |           |           |           |                     |           |              |           |
|------------------------------------|---------------------------|-----------|------------|-----------|------------|----------|--------------|-----------|--------------|-----------|-----------|-----------|-----------|-----------|---------------------|-----------|--------------|-----------|
|                                    | Law.                      |           | Medicine.  |           | Education. |          | Engineering. |           | Agriculture. |           | Commerce. |           | Forestry. |           | Veterinary Science. |           | Total.       |           |
|                                    | Males.                    | Females.  | Males.     | Females.  | Males.     | Females. | Males.       | Females.  | Males.       | Females.  | Males.    | Females.  | Males.    | Females.  | Males.              | Females.  | Males.       | Females.  |
|                                    |                           |           |            |           |            |          |              |           |              |           |           |           |           |           |                     |           |              |           |
| Madras . . .                       | 15                        | ..        | 22         | 1         | 7          | ..       | 13           | ..        | 6            | ..        | ..        | ..        | 9         | ..        | 18                  | ..        | 90           | 1         |
| Bombay . . .                       | 76                        | ..        | 60         | 2         | 5          | ..       | 33           | ..        | 16           | ..        | 16        | ..        | ..        | ..        | ..                  | ..        | 206          | 2         |
| Bengal. . . .                      | 444                       | ..        | 104        | ..        | 51         | ..       | 34           | ..        | ..           | ..        | 15        | ..        | ..        | ..        | 23                  | ..        | 676          | ..        |
| United Provinces .                 | 235                       | ..        | 78         | ..        | 131        | 1        | 22           | ..        | 45           | ..        | 49        | ..        | 7         | ..        | ..                  | ..        | 567          | 1         |
| Punjab . . . .                     | 135                       | ..        | 143        | 1         | 54         | ..       | 69           | ..        | 83           | ..        | 11        | ..        | ..        | ..        | 44                  | ..        | 539          | 1         |
| Burma. . . . .                     | 9                         | ..        | 3          | ..        | ..         | 1        | 7            | ..        | 1            | ..        | ..        | ..        | 1         | ..        | ..                  | ..        | 21           | 1         |
| Bihar and Orissa .                 | 47                        | ..        | 52         | ..        | 11         | ..       | 10           | ..        | 1            | ..        | ..        | ..        | ..        | ..        | 18                  | ..        | 139          | ..        |
| Central Provinces<br>and Berar.    | 17                        | ..        | ..         | ..        | 14         | ..       | ..           | ..        | 11           | ..        | ..        | ..        | ..        | ..        | ..                  | ..        | 42           | ..        |
| Assam . . . . .                    | 5                         | ..        | ..         | ..        | ..         | ..       | ..           | ..        | ..           | ..        | ..        | ..        | ..        | ..        | ..                  | ..        | 5            | ..        |
| North-West Fron-<br>tier Province. | ..                        | ..        | ..         | ..        | 36         | ..       | ..           | ..        | ..           | ..        | ..        | ..        | ..        | ..        | ..                  | ..        | 36           | ..        |
| Coorg . . . . .                    | ..                        | ..        | ..         | ..        | ..         | ..       | ..           | ..        | ..           | ..        | ..        | ..        | ..        | ..        | ..                  | ..        | ..           | ..        |
| Delhi . . . . .                    | 19                        | ..        | ..         | 16        | ..         | ..       | ..           | ..        | ..           | ..        | ..        | ..        | ..        | ..        | ..                  | ..        | 19           | 16        |
| Ajmer-Merwara . .                  | ..                        | ..        | ..         | ..        | ..         | ..       | ..           | ..        | ..           | ..        | ..        | ..        | ..        | ..        | ..                  | ..        | ..           | ..        |
| Baluchistan . . .                  | ..                        | ..        | ..         | ..        | ..         | ..       | ..           | ..        | ..           | ..        | ..        | ..        | ..        | ..        | ..                  | ..        | ..           | ..        |
| Bangalore . . . .                  | ..                        | ..        | ..         | ..        | ..         | ..       | ..           | ..        | ..           | ..        | ..        | ..        | ..        | ..        | ..                  | ..        | ..           | ..        |
| Other Administered<br>Areas.       | ..                        | ..        | ..         | ..        | ..         | ..       | ..           | ..        | ..           | ..        | ..        | ..        | ..        | ..        | ..                  | ..        | ..           | ..        |
| <b>INDIA</b> . . . .               | <b>1,002</b>              | <b>..</b> | <b>462</b> | <b>20</b> | <b>809</b> | <b>2</b> | <b>188</b>   | <b>..</b> | <b>163</b>   | <b>..</b> | <b>91</b> | <b>..</b> | <b>17</b> | <b>..</b> | <b>108</b>          | <b>..</b> | <b>2,340</b> | <b>22</b> |

TABLE 101.—Number of Muhammadan Pupils in Institutions for Vocational and Special Education, 1931-32—contd.

| Provinces.                    | In Special Schools. |              |           |              |                      |            |                            |              |                           |            |           |           |               |            |               |           |                  |               |             |            | Grand Total. |              |                |                |              |                |              |    |
|-------------------------------|---------------------|--------------|-----------|--------------|----------------------|------------|----------------------------|--------------|---------------------------|------------|-----------|-----------|---------------|------------|---------------|-----------|------------------|---------------|-------------|------------|--------------|--------------|----------------|----------------|--------------|----------------|--------------|----|
|                               | Art.                |              | Medicine. |              | Normal and Training. |            | Engineering and Surveying. |              | Technical and Industrial. |            | Commeroe. |           | Agri-culture. |            | Refor-matory. |           | For Defec-tives. |               | For Adults. |            |              |              | Other Schools. |                | Total.       |                |              |    |
|                               | Males.              | Females.     | Males.    | Females.     | Males.               | Females.   | Males.                     | Females.     | Males.                    | Females.   | Males.    | Females.  | Males.        | Females.   | Males.        | Females.  | Males.           | Females.      | Males.      | Females.   | Males.       | Females.     | Males.         | Females.       |              |                |              |    |
| Madras                        | 14                  | 33           | 3         | 932          | 217                  | 11         | ..                         | 340          | ..                        | 57         | ..        | 136       | ..            | 1          | ..            | 236       | ..               | 22            | 6           | 86         | ..           | 29           | 2              | 1,552          | 221          | 1,642          | 223          |    |
| Bombay                        | 27                  | 21           | ..        | 157          | 82                   | 8          | ..                         | 159          | 42                        | 136        | ..        | 1         | ..            | ..         | ..            | ..        | ..               | 23            | 1           | 2,923      | 8            | 239          | 38             | 3,951          | 171          | 4,157          | 178          |    |
| Bengal                        | 17                  | 290          | 1         | 1,232        | 23                   | 34         | ..                         | 1,338        | 41                        | 105        | ..        | 52        | ..            | 223        | ..            | 25        | ..               | 17,728        | 110         | 17,728     | 110          | 67,685       | 584            | 88,819         | 759          | 89,495         | 759          |    |
| United Provinces              | 77                  | 62           | 1         | 357          | 34                   | ..         | ..                         | 941          | 15                        | 42         | ..        | 21        | ..            | 40         | ..            | 10        | ..               | 1,163         | 2           | 2,169      | ..           | 2,169        | 177            | 4,892          | 229          | 5,449          | 230          |    |
| Punjab                        | 142                 | 232          | 81        | 872          | 212                  | 50         | ..                         | 2,023        | 211                       | 113        | 3         | ..        | ..            | 72         | ..            | 6         | ..               | 6,968         | ..          | 6,968      | ..           | 618          | 256            | 11,290         | 718          | 11,835         | 714          |    |
| Burma                         | 42                  | 6            | 1         | 23           | 9                    | 7          | ..                         | ..           | ..                        | 25         | ..        | ..        | ..            | 7          | ..            | ..        | ..               | 500           | 5           | 500        | 5            | ..           | ..             | 610            | 17           | 631            | 18           |    |
| Bihar and Orissa              | ..                  | 71           | ..        | 278          | 81                   | 1          | ..                         | 171          | 1                         | 62         | ..        | ..        | ..            | 74         | ..            | 4         | ..               | 48            | ..          | (a)        | ..           | 2            | ..             | 4,252          | 34           | 4,391          | 34           |    |
| Central Provinces and Berar.  | ..                  | 24           | ..        | 126          | 2                    | 6          | ..                         | ..           | ..                        | ..         | ..        | ..        | ..            | ..         | ..            | ..        | ..               | 278           | 81          | 278        | 81           | 3,548        | ..             | 434            | 38           | 476            | 23           |    |
| Assam                         | ..                  | ..           | ..        | 26           | 1                    | ..         | ..                         | 24           | 3                         | 3          | ..        | ..        | ..            | ..         | ..            | ..        | ..               | ..            | ..          | ..         | ..           | 2,400        | 28             | 2,462          | 32           | 2,467          | 32           |    |
| North-West Frontier Province. | ..                  | ..           | ..        | 145          | 20                   | ..         | ..                         | ..           | ..                        | ..         | ..        | ..        | ..            | ..         | ..            | ..        | ..               | ..            | ..          | ..         | ..           | ..           | ..             | 145            | 20           | 181            | 20           |    |
| Cooch                         | ..                  | ..           | ..        | ..           | ..                   | ..         | ..                         | ..           | ..                        | ..         | ..        | ..        | ..            | ..         | ..            | ..        | ..               | ..            | ..          | ..         | ..           | ..           | ..             | ..             | ..           | ..             | ..           | .. |
| Delhi                         | ..                  | ..           | ..        | 18           | 17                   | ..         | ..                         | 184          | ..                        | ..         | ..        | ..        | ..            | ..         | ..            | ..        | ..               | ..            | ..          | ..         | ..           | ..           | ..             | ..             | 241          | 17             | 260          | 23 |
| Ajmer-Merwara                 | ..                  | ..           | ..        | 11           | ..                   | ..         | ..                         | 23           | ..                        | ..         | ..        | ..        | ..            | ..         | ..            | ..        | ..               | ..            | ..          | ..         | ..           | ..           | ..             | ..             | 65           | ..             | 65           | .. |
| Baluchistan                   | ..                  | ..           | ..        | 8            | ..                   | ..         | ..                         | ..           | ..                        | ..         | ..        | ..        | ..            | ..         | ..            | ..        | ..               | ..            | ..          | ..         | ..           | ..           | ..             | ..             | 8            | ..             | 8            | .. |
| Bangalore                     | ..                  | ..           | ..        | 1            | 7                    | ..         | ..                         | ..           | ..                        | ..         | ..        | ..        | ..            | ..         | ..            | ..        | ..               | ..            | ..          | ..         | ..           | ..           | ..             | ..             | 7            | 7              | 7            | 7  |
| Other Administered Areas.     | ..                  | 18           | ..        | 2            | 2                    | ..         | ..                         | ..           | ..                        | ..         | ..        | ..        | ..            | ..         | ..            | ..        | ..               | ..            | ..          | ..         | ..           | 7            | ..             | ..             | 27           | 2              | 27           | 2  |
| <b>INDIA</b>                  | <b>390</b>          | <b>2,747</b> | <b>98</b> | <b>4,229</b> | <b>967</b>           | <b>167</b> | <b>..</b>                  | <b>5,207</b> | <b>313</b>                | <b>543</b> | <b>3</b>  | <b>76</b> | <b>..</b>     | <b>698</b> | <b>..</b>     | <b>78</b> | <b>1</b>         | <b>29,765</b> | <b>156</b>  | <b>(a)</b> | <b>..</b>    | <b>1,067</b> | <b>..</b>      | <b>118,751</b> | <b>2,255</b> | <b>121,001</b> | <b>2,277</b> |    |

(a) Includes 19 pupils in Law Schools.

TABLE 102.—*Muhammadans under instruction in different classes of Institutions, by periods.*

|  | 1891-92.       | 1896-97.       | 1901-02.       | 1906-07.       | 1911-12.         | 1916-17.         | 1921-22.         | 1926-27.                     | 1931-32.         |
|--|----------------|----------------|----------------|----------------|------------------|------------------|------------------|------------------------------|------------------|
| <b>IN RECOGNISED INSTITUTIONS.</b>       |                |                |                |                |                  |                  |                  |                              |                  |
| Universities and Arts Colleges . . . . . | 828            | 1,010          | 1,347          | 1,569          | 3,095            | 4,921            | 5,424            | (a) 8,456                    | 10,940           |
| Colleges for Professional Training—      |                |                |                |                |                  |                  |                  |                              |                  |
| Law . . . . .                            | 172            | 190            | 190            | 182            | 268              | 482              | 563              | 1,105                        | 1,002            |
| Medicine . . . . .                       | 39             | 64             | 65             | 66             | 49               | 185              | 383              | 458                          | 482              |
| Education . . . . .                      | ..             | ..             | 24             | 68             | 98               | 139              | 253              | 271                          | 311              |
| Engineering . . . . .                    | 34             | 35             | 64             | 113            | 80               | 54               | 64               | 183                          | 188              |
| Agriculture . . . . .                    | 1              | 2              | 2              | 43             | 34               | 73               | 111              | 122                          | 163              |
| Commerce . . . . .                       | ..             | ..             | ..             | ..             | ..               | 44               | 12               | 73                           | 91               |
| Forestry . . . . .                       | ..             | ..             | ..             | ..             | ..               | 17               | 17               | 23                           | 17               |
| Veterinary Science . . . . .             | ..             | ..             | ..             | ..             | 135              | 158              | 141              | 96                           | 108              |
| <b>Total</b> . . . . .                   | <b>246</b>     | <b>291</b>     | <b>345</b>     | <b>471</b>     | <b>664</b>       | <b>1,152</b>     | <b>1,544</b>     | <b>2,331</b>                 | <b>2,362</b>     |
| <b>Schools for General Education—</b>    |                |                |                |                |                  |                  |                  |                              |                  |
| High Schools . . . . .                   | 20,432         | 24,300         | 31,887         | 38,994         | 67,590           | 94,284           | 83,752           | High Stage.*<br>31,952       | 47,031           |
| Middle English Schools . . . . .         | 18,846         | 21,290         | 23,679         | 31,620         | 65,937           | 78,108           | 52,340           | } Middle Stage.†<br>1,01,338 | 165,144          |
| Middle Vernacular Schools . . . . .      | 27,374         | 30,386         | 21,340         | 35,375         | 37,754           | 39,905           | 71,611           |                              |                  |
| Primary Schools . . . . .                | 571,035        | 647,159        | 645,711        | 787,173        | 1,022,768        | 1,309,845        | 1,503,207        | Primary Stage.‡<br>2,304,085 | 2,804,630        |
| <b>Total</b> . . . . .                   | <b>637,687</b> | <b>723,135</b> | <b>722,617</b> | <b>893,162</b> | <b>1,194,049</b> | <b>1,522,142</b> | <b>1,710,910</b> | <b>2,437,373</b>             | <b>3,016,806</b> |

(a) Excludes 53 Muhammadans reading in the Oriental College, Lahore.

\*High Stage : classes IX to XII.  
 †Middle Stage : classes VI to VIII.  
 ‡Primary Stage : classes I to V.



TABLE 102.—*Muhammadans under instruction in different classes of Institutions, by periods—contd.*

|   | 1891-92.       | 1896-97.       | 1901-02.       | 1906-07.         | 1911-12.         | 1916-17.         | 1921-22.         | 1926-27.         | 1931-32.         |
|---|----------------|----------------|----------------|------------------|------------------|------------------|------------------|------------------|------------------|
| <b>Special Schools—</b>                           |                |                |                |                  |                  |                  |                  |                  |                  |
| Art . . . . .                                     | 107            | 158            | 175            | 196              | 164              | 274              | 235              | 202              | 329              |
| Law . . . . .                                     | 2              | 63             | 3              | 7                | 1                | 3                | 15               | 18               | 19               |
| Medicine . . . . .                                | 287            | 458            | 489            | 465              | 597              | 551              | 556              | 990              | 783              |
| Normal and Training . . . . .                     | 554            | 496            | 405            | 1,102            | 2,104            | 3,002            | 4,228            | 4,457            | 4,890            |
| Engineering and Surveying . . . . .               | 67             | 133            | 73             | 95               | 78               | 88               | 127              | 125              | 167              |
| Technical and Industrial . . . . .                | 760            | 716            | 958            | 1,488            | 2,520            | 2,882            | 3,088            | 4,805            | 5,520            |
| Commerce . . . . .                                | ..             | ..             | 48             | 42               | 108              | 260              | 540              | 433              | 546              |
| Agriculture . . . . .                             | ..             | ..             | 61             | 37               | ..               | ..               | 31               | 61               | 76               |
| Reformatory . . . . .                             | ..             | ..             | 249            | 265              | 353              | 391              | 399              | 568              | 698              |
| For Defectives (a) . . . . .                      | ..             | ..             | ..             | ..               | ..               | ..               | ..               | 82               | 73               |
| For Adults (a) . . . . .                          | ..             | ..             | ..             | ..               | ..               | ..               | ..               | 64,302           | 29,921           |
| Others . . . . .                                  | 3,600          | 4,145          | 5,237          | 25,002           | 113,265          | 57,872           | 32,864           | 65,633           | 77,984           |
| <b>Total</b> . . . . .                            | <b>5,397</b>   | <b>6,169</b>   | <b>7,696</b>   | <b>28,699</b>    | <b>119,190</b>   | <b>65,313</b>    | <b>42,063</b>    | <b>141,676</b>   | <b>121,006</b>   |
| <b>Total in Recognised Institutions</b> . . . . . | <b>644,156</b> | <b>780,805</b> | <b>732,005</b> | <b>923,901</b>   | <b>1,316,998</b> | <b>1,593,528</b> | <b>1,759,961</b> | <b>2,589,836</b> | <b>3,151,113</b> |
| <b>In Unrecognised Institutions</b> . . . . .     | <b>243,060</b> | <b>235,027</b> | <b>246,216</b> | <b>248,470</b>   | <b>234,153</b>   | <b>230,886</b>   | <b>206,481</b>   | <b>231,273</b>   | <b>257,645</b>   |
| <b>GRAND TOTAL</b> . . . . .                      | <b>887,236</b> | <b>965,832</b> | <b>978,221</b> | <b>1,172,371</b> | <b>1,551,151</b> | <b>1,824,364</b> | <b>1,966,442</b> | <b>2,821,109</b> | <b>4,063,758</b> |

(a) Figures not available prior to 1922-23.

7333333333

194

## IX. UNRECOGNISED INSTITUTIONS.

TABLE 103.—*Unrecognised institutions, by provinces, 1931-32.*

| Province.                              | Institutions for  |          | Pupils in institutions for |          |        |
|--|-------------------|----------|----------------------------|----------|--------|
|  | Males.            | Females. | Males.                     | Females. |        |
| Madras . . . . .                       | 1,528             | 52       | 45,685                     | 1,693    |        |
| Bombay . . . . .                       | 1,167             | 80       | 31,153                     | 3,746    |        |
| Bengal . . . . .                       | 1,312             | 318      | 52,861                     | 10,303   |        |
| United Provinces . . . . .             | 2,105             | 220      | 56,189                     | 3,802    |        |
| Punjab . . . . .                       | 3,292             | 3,180    | 72,241                     | 60,726   |        |
| Burma . . . . .                        | 18,128            | 66       | 200,851                    | 1,542    |        |
| Bihar and Orissa . . . . .             | 1,984             | 194      | 52,029                     | 4,160    |        |
| Central Provinces and Berar . . . . .  | 223               | 34       | 7,001                      | 2,447    |        |
| Assam . . . . .                        | 560               | 40       | 22,338                     | 1,674    |        |
| North-West Frontier Province . . . . . | 141               | 38       | 3,931                      | 620      |        |
| Coorg . . . . .                        | 15                | ..       | 317                        | ..       |        |
| Delhi . . . . .                        | 42                | 6        | 896                        | 351      |        |
| Ajmer-Merwara . . . . .                | 55                | 4        | 2,679                      | 356      |        |
| Baluchistan . . . . .                  | 170               | 2        | 2,318                      | 242      |        |
| Bangalore . . . . .                    | 5                 | 1        | 233                        | 54       |        |
| Other Administered Areas . . . . .     | 19                | 7        | 1,115                      | 518      |        |
| INDIA ..                               | 1931-32 . . . . . | 30,748   | 4,242                      | 551,837  | 92,234 |
|  | 1926-27 . . . . . | 32,128   | 3,088                      | 566,110  | 62,036 |

---

**PART III.**  
**APPENDICES.**

---

---

---

**APPENDIX I.**  
**Statistics of Mission Institutions.**

---

---

TABLE 1-A.—Statistics of Mission Institutions for Males, 1931-32.

| Province.    | Types of Missions.    | INSTITUTIONS AND PUPILS. |              |               |               |                         |              |                            |           |                  |                |                   |              |                        |              | Total of Institutions. | Total of Pupils. |
|--------------|-----------------------|--------------------------|--------------|---------------|---------------|-------------------------|--------------|----------------------------|-----------|------------------|----------------|-------------------|--------------|------------------------|--------------|------------------------|------------------|
|              |                       | Colleges.                |              | High Schools. |               | Middle English Schools. |              | Middle Vernacular Schools. |           | Primary Schools. |                | Training Schools. |              | Other Special Schools. |              |                        |                  |
|              |                       | Institutions.            | Pupils.      | Institutions. | Pupils.       | Institutions.           | Pupils.      | Institutions.              | Pupils.   | Institutions.    | Pupils.        | Institutions.     | Pupils.      | Institutions.          | Pupils.      |                        |                  |
| Madras       | <i>Christian.</i>     |                          |              |               |               |                         |              |                            |           |                  |                |                   |              |                        |              |                        |                  |
|              | British . . .         | 6                        | 1,722        | 27            | 14,527        | 11                      | 2,221        | ..                         | ..        | 2,978            | 107,593        | 8                 | 649          | 12                     | 864          | 3,042                  | 127,576          |
|              | Non-British . .       | 8                        | 3,801        | 59            | 23,742        | 27                      | 4,775        | ..                         | ..        | 4,245            | 183,584        | 12                | 1,272        | 24                     | 1,505        | 4,375                  | 218,679          |
|              | <i>Non-Christian.</i> |                          |              |               |               |                         |              |                            |           |                  |                |                   |              |                        |              |                        |                  |
|              | Hindu . . .           | ..                       | ..           | ..            | ..            | ..                      | ..           | ..                         | ..        | 16               | 928            | ..                | ..           | 1                      | 17           | 17                     | 945              |
|              | Moslem . . .          | ..                       | ..           | ..            | ..            | ..                      | ..           | ..                         | ..        | 2                | 122            | ..                | ..           | ..                     | ..           | 2                      | 122              |
| Others . . . | ..                    | ..                       | 1            | 104           | ..            | ..                      | ..           | ..                         | 15        | 847              | ..             | ..                | ..           | ..                     | 16           | 951                    |                  |
|              | <b>Total</b>          | <b>14</b>                | <b>5,523</b> | <b>87</b>     | <b>38,373</b> | <b>38</b>               | <b>6,996</b> | <b>..</b>                  | <b>..</b> | <b>7,256</b>     | <b>293,074</b> | <b>20</b>         | <b>1,921</b> | <b>37</b>              | <b>2,386</b> | <b>7,452</b>           | <b>348,373</b>   |
| Bombay       | <i>Christian.</i>     |                          |              |               |               |                         |              |                            |           |                  |                |                   |              |                        |              |                        |                  |
|              | British . . .         | 1                        | 927          | 6             | 1,790         | 3                       | 264          | ..                         | ..        | 225              | 9,892          | ..                | ..           | 7                      | 217          | 242                    | 13,090           |
|              | Non-British . .       | 1                        | 1,401        | 20            | 9,932         | 19                      | 1,877        | ..                         | ..        | 307              | 14,766         | 2                 | 79           | 6                      | 203          | 355                    | 23,258           |
|              | <i>Non-Christian.</i> |                          |              |               |               |                         |              |                            |           |                  |                |                   |              |                        |              |                        |                  |
|              | Hindu . . .           | ..                       | ..           | 1             | 255           | 1                       | 115          | ..                         | ..        | 8                | 1,036          | ..                | ..           | 5                      | 150          | 15                     | 1,556            |
|              | Moslem . . .          | ..                       | ..           | ..            | ..            | ..                      | ..           | ..                         | ..        | ..               | ..             | ..                | ..           | 1                      | 52           | 1                      | 52               |
| Others . . . | ..                    | ..                       | ..           | ..            | ..            | ..                      | ..           | ..                         | ..        | ..               | ..             | ..                | ..           | ..                     | ..           | ..                     |                  |
|              | <b>Total</b>          | <b>2</b>                 | <b>2,328</b> | <b>27</b>     | <b>11,977</b> | <b>23</b>               | <b>2,256</b> | <b>..</b>                  | <b>..</b> | <b>540</b>       | <b>25,694</b>  | <b>2</b>          | <b>79</b>    | <b>19</b>              | <b>622</b>   | <b>613</b>             | <b>42,956</b>    |

TABLE I-A.—Statistics of Mission Institutions for Males, 1931-32—contd.

| Province.         | Types of Missions.     | INSTITUTIONS AND PUPILS. |              |               |               |                         |              |                            |            |                  |               |                   |           |                        |              |                        |                  |
|-------------------|------------------------|--------------------------|--------------|---------------|---------------|-------------------------|--------------|----------------------------|------------|------------------|---------------|-------------------|-----------|------------------------|--------------|------------------------|------------------|
|                   |                        | Colleges.                |              | High Schools. |               | Middle English Schools. |              | Middle Vernacular Schools. |            | Primary Schools. |               | Training Schools. |           | Other Special Schools. |              | Total of Institutions. | Total of Pupils. |
|                   |                        | Institutions.            | Pupils.      | Institutions. | Pupils.       | Institutions.           | Pupils.      | Institutions.              | Pupils.    | Institutions.    | Pupils.       | Institutions.     | Pupils.   | Institutions.          | Pupils.      |                        |                  |
| Bengal            | <i>Christian.</i>      |                          |              |               |               |                         |              |                            |            |                  |               |                   |           |                        |              |                        |                  |
|                   | British . . . . .      | 5                        | 2,257        | 23            | 6,990         | 20                      | 2,364        | 2                          | 269        | 293              | 8,820         | 5                 | 81        | 24                     | 947          | 372                    | 21,728           |
|                   | Non-British . . . . .  | 4                        | 1,027        | 11            | 3,714         | 7                       | 835          | 1                          | 105        | 193              | 6,609         | 1                 | 12        | 6                      | 365          | 223                    | 12,667           |
|                   | <i>Non-Christian.</i>  |                          |              |               |               |                         |              |                            |            |                  |               |                   |           |                        |              |                        |                  |
|                   | Hindu . . . . .        | ..                       | ..           | 2             | 307           | 4                       | 326          | ..                         | ..         | 227              | 9,059         | ..                | ..        | 2                      | 82           | 235                    | 9,774            |
|                   | Moslem . . . . .       | ..                       | ..           | ..            | ..            | ..                      | ..           | ..                         | ..         | 12               | 539           | ..                | ..        | 1                      | 66           | 13                     | 605              |
| Others . . . . .  | ..                     | ..                       | 2            | 199           | ..            | ..                      | ..           | ..                         | ..         | ..               | ..            | ..                | 2         | 47                     | 4            | 246                    |                  |
|                   | <b>Total . . . . .</b> | <b>9</b>                 | <b>3,284</b> | <b>38</b>     | <b>11,210</b> | <b>31</b>               | <b>3,525</b> | <b>3</b>                   | <b>374</b> | <b>725</b>       | <b>25,027</b> | <b>6</b>          | <b>93</b> | <b>35</b>              | <b>1,507</b> | <b>847</b>             | <b>45,020</b>    |
| United Provinces. | <i>Christian.</i>      |                          |              |               |               |                         |              |                            |            |                  |               |                   |           |                        |              |                        |                  |
|                   | British . . . . .      | 6                        | 1,421        | 8             | 2,171         | 4                       | 482          | 2                          | 99         | 19               | 617           | ..                | ..        | 5                      | 93           | 44                     | 4,883            |
|                   | Non-British . . . . .  | 3                        | 1,787        | 14            | 4,690         | 9                       | 1,613        | 3                          | 198        | 51               | 2,045         | ..                | ..        | 2                      | 54           | 82                     | 10,387           |
|                   | <i>Non-Christian.</i>  |                          |              |               |               |                         |              |                            |            |                  |               |                   |           |                        |              |                        |                  |
|                   | Hindu . . . . .        | 3                        | 1,427        | 11            | 3,999         | ..                      | ..           | 1                          | 175        | 21               | 890           | ..                | ..        | 38                     | 1,121        | 74                     | 7,552            |
|                   | Moslem . . . . .       | ..                       | ..           | ..            | ..            | ..                      | ..           | ..                         | ..         | ..               | ..            | ..                | ..        | ..                     | ..           | ..                     | ..               |
| Others . . . . .  | ..                     | ..                       | ..           | ..            | ..            | ..                      | ..           | ..                         | ..         | ..               | ..            | ..                | ..        | ..                     | ..           | ..                     |                  |
|                   | <b>Total . . . . .</b> | <b>12</b>                | <b>4,635</b> | <b>33</b>     | <b>10,860</b> | <b>13</b>               | <b>2,095</b> | <b>6</b>                   | <b>472</b> | <b>91</b>        | <b>3,492</b>  | <b>..</b>         | <b>..</b> | <b>45</b>              | <b>1,268</b> | <b>200</b>             | <b>22,822</b>    |

|                   |                       |           |              |            |               |            |               |           |              |            |               |          |            |           |            |              |                |     |
|-------------------|-----------------------|-----------|--------------|------------|---------------|------------|---------------|-----------|--------------|------------|---------------|----------|------------|-----------|------------|--------------|----------------|-----|
| Punjab            | <i>Christian.</i>     |           |              |            |               |            |               |           |              |            |               |          |            |           |            |              |                |     |
|                   | British               | 2         | 488          | 7          | 3,283         | 4          | 1,015         | ..        | ..           | 55         | 3,442         | ..       | ..         | ..        | ..         | 68           | 8,238          |     |
|                   | Non-British           | 2         | 1,551        | 12         | 4,247         | 7          | 961           | 4         | 491          | 95         | 4,454         | 1        | 33         | ..        | ..         | 121          | 11,737         |     |
|                   | <i>Non-Christian.</i> |           |              |            |               |            |               |           |              |            |               |          |            |           |            |              |                |     |
|                   | Hindu                 | 8         | 4,356        | 95         | 45,534        | 46         | 8,386         | ..        | ..           | 239        | 18,497        | ..       | ..         | 3         | 53         | 391          | 76,826         |     |
|                   | Moslem                | 1         | 838          | 36         | 17,217        | 13         | 2,335         | 5         | 559          | 358        | 24,406        | ..       | ..         | 4         | 57         | 417          | 45,412         |     |
| Others            | 4                     | 2,128     | 39           | 16,940     | 36            | 5,527      | 1             | 133       | 107          | 9,683      | 1             | 44       | ..         | ..        | 188        | 34,433       |                |     |
| <b>Total</b>      |                       | <b>17</b> | <b>9,859</b> | <b>189</b> | <b>87,231</b> | <b>106</b> | <b>18,224</b> | <b>10</b> | <b>1,183</b> | <b>854</b> | <b>60,462</b> | <b>2</b> | <b>77</b>  | <b>7</b>  | <b>110</b> | <b>1,185</b> | <b>176,646</b> |     |
| Burma             | <i>Christian.</i>     |           |              |            |               |            |               |           |              |            |               |          |            |           |            |              |                |     |
|                   | British               | ..        | ..           | 11         | 3,506         | 9          | 2,152         | 2         | 193          | 15         | 947           | ..       | ..         | 2         | 52         | 39           | 6,850          |     |
|                   | Non-British           | ..        | ..           | 26         | 10,561        | 33         | 5,411         | 35        | 3,442        | 155        | 7,425         | 2        | 152        | 1         | 192        | 252          | 27,183         |     |
|                   | <i>Non-Christian.</i> |           |              |            |               |            |               |           |              |            |               |          |            |           |            |              |                |     |
|                   | Hindu                 | ..        | ..           | ..         | ..            | ..         | ..            | ..        | ..           | ..         | ..            | ..       | ..         | ..        | ..         | ..           | ..             | ..  |
|                   | Moslem                | ..        | ..           | ..         | ..            | ..         | ..            | ..        | ..           | ..         | ..            | ..       | ..         | ..        | ..         | ..           | ..             | ..  |
| Others            | ..                    | ..        | ..           | ..         | ..            | ..         | ..            | ..        | ..           | ..         | ..            | ..       | ..         | ..        | ..         | ..           | ..             |     |
| <b>Total</b>      |                       | <b>..</b> | <b>..</b>    | <b>37</b>  | <b>14,067</b> | <b>42</b>  | <b>7,563</b>  | <b>37</b> | <b>3,635</b> | <b>170</b> | <b>8,372</b>  | <b>2</b> | <b>152</b> | <b>3</b>  | <b>244</b> | <b>231</b>   | <b>34,083</b>  |     |
| Bihar and Orissa. | <i>Christian.</i>     |           |              |            |               |            |               |           |              |            |               |          |            |           |            |              |                |     |
|                   | British               | 1         | 209          | 6          | 1,628         | 10         | 1,477         | 2         | 407          | 222        | 8,338         | 2        | 45         | 7         | 458        | 250          | 12,562         |     |
|                   | Non-British           | ..        | ..           | 4          | 1,321         | 19         | 3,497         | 1         | 232          | 537        | 15,406        | 3        | 53         | 5         | 180        | 569          | 20,689         |     |
|                   | <i>Non-Christian.</i> |           |              |            |               |            |               |           |              |            |               |          |            |           |            |              |                |     |
|                   | Hindu                 | ..        | ..           | ..         | ..            | ..         | ..            | ..        | ..           | ..         | 5             | 215      | ..         | ..        | 2          | 149          | 7              | 364 |
|                   | Moslem                | ..        | ..           | ..         | ..            | ..         | ..            | ..        | ..           | ..         | ..            | ..       | ..         | ..        | ..         | ..           | ..             | ..  |
| Others            | ..                    | ..        | ..           | ..         | ..            | ..         | ..            | ..        | ..           | ..         | ..            | ..       | ..         | ..        | ..         | ..           | ..             |     |
| <b>Total</b>      |                       | <b>1</b>  | <b>209</b>   | <b>10</b>  | <b>2,949</b>  | <b>29</b>  | <b>4,974</b>  | <b>3</b>  | <b>639</b>   | <b>764</b> | <b>23,959</b> | <b>5</b> | <b>98</b>  | <b>14</b> | <b>787</b> | <b>826</b>   | <b>33,615</b>  |     |

TABLE I-A.—Statistics of Mission Institutions for Males, 1931-32—contd.

| Province.                    | Types of Missions.    | INSTITUTIONS AND PUPILS. |            |               |            |                         |              |                            |              |                  |               |                   |           |                        |            |                        |                  |
|------------------------------|-----------------------|--------------------------|------------|---------------|------------|-------------------------|--------------|----------------------------|--------------|------------------|---------------|-------------------|-----------|------------------------|------------|------------------------|------------------|
|                              |                       | Colleges.                |            | High Schools. |            | Middle English Schools. |              | Middle Vernacular Schools. |              | Primary Schools. |               | Training Schools. |           | Other Special Schools. |            | Total of Institutions. | Total of Pupils. |
|                              |                       | Institutions.            | Pupils.    | Institutions. | Pupils.    | Institutions.           | Pupils.      | Institutions.              | Pupils.      | Institutions.    | Pupils.       | Institutions.     | Pupils.   | Institutions.          | Pupils.    |                        |                  |
| Central Provinces and Berar. | <i>Christian.</i>     |                          |            |               |            |                         |              |                            |              |                  |               |                   |           |                        |            |                        |                  |
|                              | British               | 2                        | 411        | 7             | 377        | 10                      | 991          | 2                          | 153          | 38               | 3,107         | ..                | ..        | 2                      | 74         | 61                     | 5,113            |
|                              | Non-British           | ..                       | ..         | 5             | 396        | 17                      | 1,788        | 11                         | 903          | 121              | 8,085         | ..                | ..        | 2                      | 43         | 156                    | 11,165           |
|                              | <i>Non-Christian.</i> |                          |            |               |            |                         |              |                            |              |                  |               |                   |           |                        |            |                        |                  |
|                              | Hindu                 | ..                       | ..         | ..            | ..         | ..                      | ..           | ..                         | ..           | 1                | 186           | ..                | ..        | ..                     | ..         | 1                      | 186              |
|                              | Moslem                | ..                       | ..         | ..            | ..         | ..                      | ..           | ..                         | ..           | ..               | ..            | ..                | ..        | ..                     | ..         | ..                     | ..               |
| Others                       | ..                    | ..                       | ..         | ..            | ..         | ..                      | ..           | ..                         | ..           | ..               | ..            | ..                | ..        | ..                     | ..         | ..                     |                  |
|                              | <b>Total</b>          | <b>2</b>                 | <b>411</b> | <b>12</b>     | <b>778</b> | <b>27</b>               | <b>2,779</b> | <b>18</b>                  | <b>1,056</b> | <b>160</b>       | <b>11,328</b> | <b>..</b>         | <b>..</b> | <b>4</b>               | <b>117</b> | <b>218</b>             | <b>16,464</b>    |
| Assam                        | <i>Christian.</i>     |                          |            |               |            |                         |              |                            |              |                  |               |                   |           |                        |            |                        |                  |
|                              | British               | ..                       | ..         | ..            | ..         | 8                       | 1,265        | ..                         | ..           | 499              | 14,338        | ..                | ..        | ..                     | ..         | 507                    | 15,603           |
|                              | Non-British           | ..                       | ..         | 1             | 177        | 6                       | 860          | ..                         | ..           | 420              | 9,673         | 3                 | 24        | ..                     | ..         | 430                    | 10,754           |
|                              | <i>Non-Christian.</i> |                          |            |               |            |                         |              |                            |              |                  |               |                   |           |                        |            |                        |                  |
|                              | Hindu                 | ..                       | ..         | ..            | ..         | ..                      | ..           | ..                         | ..           | 3                | 62            | ..                | ..        | ..                     | ..         | 3                      | 62               |
|                              | Moslem                | ..                       | ..         | ..            | ..         | ..                      | ..           | ..                         | ..           | ..               | ..            | ..                | ..        | ..                     | ..         | ..                     | ..               |
| Others                       | ..                    | ..                       | ..         | ..            | ..         | ..                      | ..           | ..                         | ..           | ..               | ..            | ..                | ..        | ..                     | ..         | ..                     |                  |
|                              | <b>Total</b>          | <b>..</b>                | <b>..</b>  | <b>1</b>      | <b>177</b> | <b>14</b>               | <b>2,145</b> | <b>..</b>                  | <b>..</b>    | <b>922</b>       | <b>24,078</b> | <b>8</b>          | <b>24</b> | <b>..</b>              | <b>..</b>  | <b>940</b>             | <b>26,419</b>    |



|                               |                       |          |            |          |              |          |            |    |    |           |              |    |    |    |    |           |              |
|-------------------------------|-----------------------|----------|------------|----------|--------------|----------|------------|----|----|-----------|--------------|----|----|----|----|-----------|--------------|
| North-West Frontier Province. | <i>Christian.</i>     |          |            |          |              |          |            |    |    |           |              |    |    |    |    |           |              |
|                               | British               | 1        | 115        | 3        | 1,919        | ..       | ..         | .. | .. | 1         | 35           | .. | .. | .. | .. | 5         | 2,069        |
|                               | Non-British           | ..       | ..         | ..       | ..           | ..       | ..         | .. | .. | ..        | ..           | .. | .. | .. | .. | ..        | ..           |
|                               | <i>Non-Christian.</i> |          |            |          |              |          |            |    |    |           |              |    |    |    |    |           |              |
|                               | Hindu                 | ..       | ..         | 2        | 851          | ..       | ..         | .. | .. | ..        | ..           | .. | .. | .. | .. | ..        | 2            |
| Moslem                        | ..                    | ..       | ..         | ..       | ..           | ..       | ..         | .. | .. | ..        | ..           | .. | .. | .. | .. | ..        | ..           |
| Others                        | ..                    | ..       | ..         | ..       | ..           | ..       | ..         | .. | .. | ..        | ..           | .. | .. | .. | .. | ..        | ..           |
| <b>Total</b>                  |                       | <b>1</b> | <b>115</b> | <b>5</b> | <b>2,770</b> | ..       | ..         | .. | .. | <b>1</b>  | <b>35</b>    | .. | .. | .. | .. | <b>7</b>  | <b>2,920</b> |
| Coorg                         | <i>Christian.</i>     |          |            |          |              |          |            |    |    |           |              |    |    |    |    |           |              |
|                               | British               | ..       | ..         | ..       | ..           | ..       | ..         | .. | .. | 4         | 478          | .. | .. | .. | .. | 4         | 478          |
|                               | Non-British           | ..       | ..         | ..       | ..           | ..       | ..         | .. | .. | ..        | ..           | .. | .. | .. | .. | ..        | ..           |
|                               | <i>Non-Christian.</i> |          |            |          |              |          |            |    |    |           |              |    |    |    |    |           |              |
|                               | Hindu                 | ..       | ..         | ..       | ..           | ..       | ..         | .. | .. | ..        | ..           | .. | .. | .. | .. | ..        | ..           |
| Moslem                        | ..                    | ..       | ..         | ..       | ..           | ..       | ..         | .. | .. | ..        | ..           | .. | .. | .. | .. | ..        | ..           |
| Others                        | ..                    | ..       | ..         | ..       | ..           | ..       | ..         | .. | .. | ..        | ..           | .. | .. | .. | .. | ..        | ..           |
| <b>Total</b>                  |                       | ..       | ..         | ..       | ..           | ..       | ..         | .. | .. | <b>4</b>  | <b>478</b>   | .. | .. | .. | .. | <b>4</b>  | <b>478</b>   |
| Delhi                         | <i>Christian.</i>     |          |            |          |              |          |            |    |    |           |              |    |    |    |    |           |              |
|                               | British               | 1        | 338        | ..       | ..           | 1        | 172        | .. | .. | 8         | 459          | .. | .. | .. | .. | 10        | 969          |
|                               | Non-British           | ..       | ..         | ..       | ..           | ..       | ..         | .. | .. | 4         | 223          | .. | .. | .. | .. | 4         | 223          |
|                               | <i>Non-Christian.</i> |          |            |          |              |          |            |    |    |           |              |    |    |    |    |           |              |
|                               | Hindu                 | ..       | ..         | 2        | 697          | 1        | 102        | .. | .. | 6         | 526          | .. | .. | .. | .. | 9         | 1,325        |
| Moslem                        | ..                    | ..       | ..         | ..       | 1            | 286      | ..         | .. | 1  | 145       | ..           | .. | .. | .. | 2  | 431       |              |
| Others                        | ..                    | ..       | ..         | ..       | ..           | ..       | ..         | .. | .. | ..        | ..           | .. | .. | .. | .. | ..        |              |
| <b>Total</b>                  |                       | <b>1</b> | <b>338</b> | <b>2</b> | <b>697</b>   | <b>3</b> | <b>560</b> | .. | .. | <b>19</b> | <b>1,353</b> | .. | .. | .. | .. | <b>25</b> | <b>2,948</b> |

TABLE I-A.—Statistics of Mission Institutions for Males, 1931-32—concd.

|                |                       | INSTITUTIONS AND PUPILS. |           |               |              |                         |           |                            |           |                  |              |                   |           |                        |           |                        |                  |
|----------------|-----------------------|--------------------------|-----------|---------------|--------------|-------------------------|-----------|----------------------------|-----------|------------------|--------------|-------------------|-----------|------------------------|-----------|------------------------|------------------|
| Province.      | Types of Missions.    | Colleges.                |           | High Schools. |              | Middle English Schools. |           | Middle Vernacular Schools. |           | Primary Schools. |              | Training Schools. |           | Other Special Schools. |           | Total of Institutions. | Total of Pupils. |
|                |                       | Institutions.            | Pupils.   | Institutions. | Pupils.      | Institutions.           | Pupils.   | Institutions.              | Pupils.   | Institutions.    | Pupils.      | Institutions.     | Pupils.   | Institutions.          | Pupils.   |                        |                  |
| Ajmer-Merwara. | <i>Christian.</i>     |                          |           |               |              |                         |           |                            |           |                  |              |                   |           |                        |           |                        |                  |
|                | British               | ..                       | ..        | 3             | 898          | ..                      | ..        | 1                          | 28        | 26               | 1,468        | 1                 | 4         | ..                     | ..        | 31                     | 2,398            |
|                | Non-British           | ..                       | ..        | ..            | ..           | ..                      | ..        | ..                         | ..        | 3                | 240          | ..                | ..        | ..                     | ..        | 3                      | 240              |
|                | <i>Non-Christian.</i> |                          |           |               |              |                         |           |                            |           |                  |              |                   |           |                        |           |                        |                  |
|                | Hindu                 | 1                        | 22        | 2             | 796          | ..                      | ..        | ..                         | ..        | 9                | 518          | ..                | ..        | ..                     | ..        | 12                     | 1,336            |
|                | Moslem                | ..                       | ..        | ..            | ..           | ..                      | ..        | ..                         | ..        | 9                | 210          | ..                | ..        | ..                     | ..        | 9                      | 310              |
| Others         | ..                    | ..                       | ..        | ..            | ..           | ..                      | ..        | ..                         | ..        | ..               | ..           | ..                | ..        | ..                     | ..        | ..                     | ..               |
|                | <b>Total</b>          | <b>1</b>                 | <b>22</b> | <b>5</b>      | <b>1,694</b> | <b>..</b>               | <b>..</b> | <b>1</b>                   | <b>28</b> | <b>47</b>        | <b>2,438</b> | <b>1</b>          | <b>4</b>  | <b>..</b>              | <b>..</b> | <b>55</b>              | <b>4,184</b>     |
| Baluchistan    | <i>Christian.</i>     |                          |           |               |              |                         |           |                            |           |                  |              |                   |           |                        |           |                        |                  |
|                | British               | ..                       | ..        | ..            | ..           | ..                      | ..        | ..                         | ..        | 2                | 128          | ..                | ..        | ..                     | ..        | 2                      | 128              |
|                | Non-British           | ..                       | ..        | ..            | ..           | ..                      | ..        | ..                         | ..        | 1                | 24           | ..                | ..        | ..                     | ..        | 1                      | 24               |
|                | <i>Non-Christian.</i> |                          |           |               |              |                         |           |                            |           |                  |              |                   |           |                        |           |                        |                  |
|                | Hindu                 | ..                       | ..        | ..            | ..           | ..                      | ..        | ..                         | ..        | ..               | ..           | ..                | ..        | ..                     | ..        | ..                     | ..               |
|                | Moslem                | ..                       | ..        | ..            | ..           | ..                      | ..        | ..                         | ..        | ..               | ..           | ..                | ..        | ..                     | ..        | ..                     | ..               |
| Others         | ..                    | ..                       | ..        | ..            | ..           | ..                      | ..        | ..                         | ..        | ..               | ..           | ..                | ..        | ..                     | ..        | ..                     |                  |
|                | <b>Total</b>          | <b>..</b>                | <b>..</b> | <b>..</b>     | <b>..</b>    | <b>..</b>               | <b>..</b> | <b>..</b>                  | <b>..</b> | <b>3</b>         | <b>152</b>   | <b>..</b>         | <b>..</b> | <b>..</b>              | <b>..</b> | <b>3</b>               | <b>152</b>       |

|                                   |                       |           |               |            |                |            |               |           |              |               |                |           |              |            |              |               |                |
|-----------------------------------|-----------------------|-----------|---------------|------------|----------------|------------|---------------|-----------|--------------|---------------|----------------|-----------|--------------|------------|--------------|---------------|----------------|
| Bangalore.                        | <i>Christian.</i>     |           |               |            |                |            |               |           |              |               |                |           |              |            |              |               |                |
|                                   | British               | ..        | ..            | 1          | 317            | 1          | 255           | ..        | ..           | 6             | 637            | ..        | ..           | ..         | ..           | 8             | 1,209          |
|                                   | Non-British           | 1         | 287           | 3          | 1,563          | 2          | 663           | 1         | 78           | 11            | 1,001          | ..        | ..           | ..         | ..           | 18            | 3,592          |
|                                   | <i>Non-Christian.</i> |           |               |            |                |            |               |           |              |               |                |           |              |            |              |               |                |
|                                   | Hindu                 | ..        | ..            | ..         | ..             | ..         | ..            | ..        | ..           | 1             | 59             | ..        | ..           | ..         | ..           | 1             | 59             |
| Moslem                            | ..                    | ..        | ..            | ..         | ..             | ..         | ..            | ..        | ..           | ..            | ..             | ..        | ..           | ..         | ..           | ..            | ..             |
| Others                            | ..                    | ..        | ..            | ..         | ..             | ..         | ..            | ..        | ..           | ..            | ..             | ..        | ..           | ..         | ..           | ..            | ..             |
| <b>Total</b>                      |                       | <b>1</b>  | <b>287</b>    | <b>4</b>   | <b>1,880</b>   | <b>3</b>   | <b>918</b>    | <b>1</b>  | <b>78</b>    | <b>18</b>     | <b>1,687</b>   | ..        | ..           | ..         | ..           | <b>27</b>     | <b>4,860</b>   |
| Other Ad-<br>ministered<br>Areas. | <i>Christian.</i>     |           |               |            |                |            |               |           |              |               |                |           |              |            |              |               |                |
|                                   | British               | ..        | ..            | 3          | 807            | ..         | ..            | ..        | ..           | 5             | 554            | ..        | ..           | ..         | ..           | 8             | 1,361          |
|                                   | Non-British           | ..        | ..            | 1          | 181            | 1          | 266           | ..        | ..           | 1             | 60             | ..        | ..           | ..         | ..           | 3             | 507            |
|                                   | <i>Non-Christian.</i> |           |               |            |                |            |               |           |              |               |                |           |              |            |              |               |                |
|                                   | Hindu                 | ..        | ..            | ..         | ..             | ..         | ..            | ..        | ..           | ..            | ..             | ..        | ..           | ..         | ..           | ..            | ..             |
| Moslem                            | ..                    | ..        | ..            | ..         | ..             | ..         | ..            | ..        | ..           | ..            | ..             | ..        | ..           | ..         | ..           | ..            | ..             |
| Others                            | ..                    | ..        | ..            | ..         | ..             | ..         | ..            | ..        | ..           | ..            | ..             | ..        | ..           | ..         | ..           | ..            | ..             |
| <b>Total</b>                      |                       | ..        | ..            | <b>4</b>   | <b>988</b>     | <b>1</b>   | <b>266</b>    | ..        | ..           | <b>6</b>      | <b>614</b>     | ..        | ..           | ..         | ..           | <b>11</b>     | <b>1,868</b>   |
| British<br>India.                 | <i>Christian.</i>     |           |               |            |                |            |               |           |              |               |                |           |              |            |              |               |                |
|                                   | British               | 25        | 7,888         | 105        | 38,223         | 81         | 12,658        | 11        | 1,149        | 4,396         | 150,853        | 16        | 779          | 59         | 2,705        | 4,693         | 224,255        |
|                                   | Non-British           | 19        | 9,854         | 156        | 60,524         | 147        | 22,566        | 56        | 5,449        | 6,144         | 253,545        | 24        | 1,625        | 46         | 2,542        | 6,592         | 356,105        |
|                                   | <i>Non-Christian.</i> |           |               |            |                |            |               |           |              |               |                |           |              |            |              |               |                |
|                                   | Hindu                 | 12        | 5,805         | 115        | 52,439         | 52         | 8,929         | 1         | 175          | 536           | 31,916         | ..        | ..           | 51         | 1,572        | 767           | 100,836        |
| Moslem                            | 1                     | 838       | 36            | 17,217     | 14             | 2,621      | 5             | 559       | 382          | 25,422        | ..             | ..        | 6            | 175        | 444          | 46,832        |                |
| Others                            | 4                     | 2,126     | 42            | 17,243     | 36             | 5,527      | 1             | 133       | 122          | 10,510        | 1              | 44        | 2            | 47         | 208          | 35,630        |                |
| <b>Total</b>                      |                       | <b>61</b> | <b>26,511</b> | <b>454</b> | <b>185,646</b> | <b>330</b> | <b>52,301</b> | <b>74</b> | <b>7,465</b> | <b>11,580</b> | <b>482,246</b> | <b>41</b> | <b>2,448</b> | <b>164</b> | <b>7,041</b> | <b>12,704</b> | <b>763,658</b> |

TABLE 1-B.—*Statistics of Mission Institutions for Males, 1931-32.*

| Province.      | Types of Missions.    | EXPENDITURE.           |                   |                  |                     |                     |                  |
|----------------|-----------------------|------------------------|-------------------|------------------|---------------------|---------------------|------------------|
|                |                       | From Government funds. | From Board funds. | From fees.       | From Mission funds. | From other sources. | Total.           |
| Madras .       | <i>Christian.</i>     | Rs.                    | Rs.               | Rs.              | Rs.                 | Rs.                 | Rs.              |
|                | British . . . . .     | 7,74,565               | 2,160             | 7,44,242         | 9,76,734            | 68,498              | 25,66,199        |
|                | Non-British . . . . . | 13,18,592              | 4,717             | 11,46,954        | 21,27,250           | 2,30,244            | 48,27,757        |
|                | <i>Non-Christian.</i> |                        |                   |                  |                     |                     |                  |
|                | Hindu . . . . .       | 6,587                  | 1,560             | 874              | 3,374               | 1,043               | 13,418           |
|                | Moslem . . . . .      | 761                    | ..                | ..               | 966                 | ..                  | 1,727            |
|                | Others . . . . .      | 8,769                  | 1,620             | 4,319            | 9,326               | 402                 | 24,436           |
| <b>Total</b> . |                       | <b>21,09,254</b>       | <b>10,057</b>     | <b>18,96,839</b> | <b>31,17,650</b>    | <b>3,00,187</b>     | <b>74,33,537</b> |
| Bombay .       | <i>Christian.</i>     |                        |                   |                  |                     |                     |                  |
|                | British . . . . .     | 1,10,703               | 10,334            | 2,22,335         | 1,84,741            | 27,338              | 5,55,451         |
|                | Non-British . . . . . | 2,94,107               | 21,381            | 6,67,359         | 3,44,256            | 95,551              | 14,22,654        |
|                | <i>Non-Christian.</i> |                        |                   |                  |                     |                     |                  |
|                | Hindu . . . . .       | 3,984                  | 6,901             | 9,715            | 12,179              | 6,954               | 39,733           |
|                | Moslem . . . . .      | 1,307                  | 825               | 253              | 600                 | 899                 | 3,884            |
|                | Others . . . . .      | ..                     | ..                | ..               | ..                  | ..                  | ..               |
| <b>Total</b> . |                       | <b>4,10,101</b>        | <b>39,441</b>     | <b>8,99,662</b>  | <b>5,41,776</b>     | <b>1,30,743</b>     | <b>20,21,723</b> |

TABLE 1-B.—*Statistics of Mission Institutions for Males, 1931-32—contd.*

| Province.              | Types of Missions.    | EXPENDITURE.                |                      |                  |                        |                        | Total.           |
|------------------------|-----------------------|-----------------------------|----------------------|------------------|------------------------|------------------------|------------------|
|                        |                       | From Govern-<br>ment funds. | From Board<br>funds. | From<br>fees.    | From Mission<br>funds. | From other<br>sources. |                  |
|                        |                       | Rs.                         | Rs.                  | Rs.              | Rs.                    | Rs.                    | Rs.              |
| Bengal .               | <i>Christian.</i>     |                             |                      |                  |                        |                        |                  |
|                        | British . . . . .     | 4,26,531                    | 18,383               | 9,68,256         | 3,33,574               | 3,56,461               | 21,03,205        |
|                        | Non-British . . . . . | 73,266                      | 5,696                | 1,98,014         | 59,784                 | 43,796                 | 3,80,556         |
|                        | <i>Non-Christian.</i> |                             |                      |                  |                        |                        |                  |
|                        | Hindu . . . . .       | 3,037                       | 4,172                | 10,310           | 24,066                 | 607                    | 42,192           |
|                        | Moslem . . . . .      | 118                         | 55                   | 497              | 110                    | 656                    | 1,436            |
|                        | Others . . . . .      | 1,540                       | 910                  | 1,179            | 30,315                 | 71,860                 | 1,05,804         |
|                        | <b>Total</b>          | <b>5,04,492</b>             | <b>29,216</b>        | <b>11,78,256</b> | <b>4,47,849</b>        | <b>4,73,880</b>        | <b>26,33,193</b> |
| United Pro-<br>vinces. | <i>Christian.</i>     |                             |                      |                  |                        |                        |                  |
|                        | British . . . . .     | 4,21,258                    | 6,675                | 3,29,127         | 1,11,807               | 24,179                 | 8,93,041         |
|                        | Non-British . . . . . | 2,90,714                    | 7,421                | 3,65,314         | 2,52,667               | 39,357                 | 9,55,473         |
|                        | <i>Non-Christian.</i> |                             |                      |                  |                        |                        |                  |
|                        | Hindu . . . . .       | 1,93,304                    | 6,377                | 2,03,657         | 47,366                 | 6,733                  | 4,57,437         |
|                        | Moslem . . . . .      | ..                          | ..                   | ..               | ..                     | ..                     | ..               |
|                        | Others . . . . .      | ..                          | ..                   | ..               | ..                     | ..                     | ..               |
|                        | <b>Total</b>          | <b>9,05,271</b>             | <b>20,473</b>        | <b>8,98,096</b>  | <b>4,11,840</b>        | <b>70,269</b>          | <b>23,05,951</b> |

Punjab

Burma

Bihar and Orissa

|   |                        |                   |                 |                  |                 |                 |                  |
|---|------------------------|-------------------|-----------------|------------------|-----------------|-----------------|------------------|
|   |                        | <i>Christian.</i> |                 |                  |                 |                 |                  |
| } | British . . . . .      | 76,090            | 10,705          | 1,43,793         | 54,383          | 9,932           | 2,94,893         |
|   | Non-British . . . . .  | 1,65,358          | 19,661          | 3,15,908         | 2,84,074        | 1,51,141        | 9,36,142         |
|   | <i>Non-Christian.</i>  |                   |                 |                  |                 |                 |                  |
|   | Hindu . . . . .        | 4,03,452          | 62,156          | 13,91,562        | 3,18,214        | 1,17,457        | 22,92,841        |
|   | Moslem . . . . .       | 2,92,613          | 73,833          | 4,18,656         | 1,07,248        | 64,242          | 9,56,592         |
|   | Others . . . . .       | 3,10,151          | 50,196          | 6,15,912         | 1,77,985        | 1,14,202        | 12,68,446        |
|   | <b>Total . . . . .</b> | <b>12,47,654</b>  | <b>2,16,551</b> | <b>28,85,831</b> | <b>9,41,904</b> | <b>4,56,974</b> | <b>57,48,914</b> |
|   |                        | <i>Christian.</i> |                 |                  |                 |                 |                  |
| } | British . . . . .      | 1,74,061          | 12,682          | 1,000            | 2,94,725        | 1,57,351        | 6,39,619         |
|   | Non-British . . . . .  | 6,28,110          | 1,16,988        | 800              | 6,49,927        | 5,77,087        | 19,72,912        |
|   | <i>Non-Christian.</i>  |                   |                 |                  |                 |                 |                  |
|   | Hindu . . . . .        | ..                | ..              | ..               | ..              | ..              | ..               |
|   | Moslem . . . . .       | ..                | ..              | ..               | ..              | ..              | ..               |
|   | Others . . . . .       | ..                | ..              | ..               | ..              | ..              |                  |
|   | <b>Total . . . . .</b> | <b>8,02,171</b>   | <b>1,29,670</b> | <b>1,800</b>     | <b>9,44,652</b> | <b>7,34,438</b> | <b>26,12,781</b> |
|   |                        | <i>Christian.</i> |                 |                  |                 |                 |                  |
| } | British . . . . .      | 1,27,456          | 24,829          | 1,64,370         | 92,714          | 39,724          | 4,49,093         |
|   | Non-British . . . . .  | 50,540            | 31,241          | 92,522           | 1,35,857        | 9,013           | 3,19,172         |
|   | <i>Non-Christian.</i>  |                   |                 |                  |                 |                 |                  |
|   | Hindu . . . . .        | ..                | 1,002           | 1,340            | 116             | 661             | 3,119            |
|   | Moslem . . . . .       | ..                | ..              | ..               | ..              | ..              | ..               |
|   | Others . . . . .       | ..                | ..              | ..               | ..              | ..              |                  |
|   | <b>Total . . . . .</b> | <b>1,77,996</b>   | <b>57,072</b>   | <b>2,56,892</b>  | <b>2,28,687</b> | <b>49,398</b>   | <b>7,71,385</b>  |

TABLE 1-B.—*Statistics of Mission Institutions for Males, 1931-32—contd.*

| Province.                         | Types of Missions.    | EXPENDITURE.                |                      |                 |                        |                        |                 |
|-----------------------------------|-----------------------|-----------------------------|----------------------|-----------------|------------------------|------------------------|-----------------|
|                                   |                       | From Govern-<br>ment funds. | From Board<br>funds. | From<br>fees.   | From Mission<br>funds. | From other<br>sources. | Total.          |
|                                   |                       | Rs.                         | Rs.                  | Rs.             | Rs.                    | Rs.                    | Rs.             |
| Central Provin-<br>ces and Berar. | <i>Christian.</i>     |                             |                      |                 |                        |                        |                 |
|                                   | British . . . . .     | 79,209                      | 3,035                | 1,25,871        | 1,25,165               | 6,219                  | 3,39,499        |
|                                   | Non-British . . . . . | 62,126                      | 4,721                | 48,294          | 1,75,729               | 9,215                  | 3,00,085        |
|                                   | <i>Non-Christian.</i> |                             |                      |                 |                        |                        |                 |
|                                   | Hindu . . . . .       | 1,318                       | 188                  | ..              | ..                     | 995                    | 2,501           |
|                                   | Moslem . . . . .      | ..                          | ..                   | ..              | ..                     | ..                     | ..              |
|                                   | Others . . . . .      | ..                          | ..                   | ..              | ..                     | ..                     | ..              |
|                                   | <b>Total</b>          | <b>1,42,653</b>             | <b>7,944</b>         | <b>1,74,165</b> | <b>3,00,894</b>        | <b>16,429</b>          | <b>6,42,085</b> |
| Assam                             | <i>Christian.</i>     |                             |                      |                 |                        |                        |                 |
|                                   | British . . . . .     | 30,706                      | ..                   | 5,041           | 1,03,890               | 1,932                  | 1,41,569        |
|                                   | Non-British . . . . . | 14,456                      | 310                  | 3,518           | 1,06,533               | 11,229                 | 1,38,046        |
|                                   | <i>Non-Christian.</i> |                             |                      |                 |                        |                        |                 |
|                                   | Hindu . . . . .       | 15                          | ..                   | ..              | 208                    | ..                     | 223             |
|                                   | Moslem . . . . .      | ..                          | ..                   | ..              | ..                     | ..                     | ..              |
|                                   | Others . . . . .      | ..                          | ..                   | ..              | ..                     | ..                     | ..              |
|                                   | <b>Total</b>          | <b>45,177</b>               | <b>310</b>           | <b>8,559</b>    | <b>2,10,631</b>        | <b>13,161</b>          | <b>2,77,838</b> |

|                               |                       |               |               |               |               |              |                 |
|-------------------------------|-----------------------|---------------|---------------|---------------|---------------|--------------|-----------------|
| North-West Frontier Province. | <i>Christian.</i>     |               |               |               |               |              |                 |
|                               | British               | 59,820        | 5,618         | 83,885        | 19,414        | 8,098        | 1,26,835        |
|                               | Non-British           | ..            | ..            | ..            | ..            | ..           | ..              |
|                               | <i>Non-Christian.</i> |               |               |               |               |              |                 |
|                               | Hindu                 | 16,224        | 2,724         | 11,947        | 7,059         | ..           | 87,254          |
| Moslem                        | ..                    | ..            | ..            | ..            | ..            | ..           |                 |
| Others                        | ..                    | ..            | ..            | ..            | ..            | ..           |                 |
| <b>Total</b>                  |                       | <b>76,044</b> | <b>8,342</b>  | <b>45,233</b> | <b>26,473</b> | <b>8,098</b> | <b>1,64,189</b> |
| Coorg                         | <i>Christian.</i>     |               |               |               |               |              |                 |
|                               | British               | 1,200         | 1,666         | ..            | 1,816         | ..           | 4,682           |
|                               | Non-British           | ..            | ..            | ..            | ..            | ..           | ..              |
|                               | <i>Non-Christian.</i> |               |               |               |               |              |                 |
|                               | Hindu                 | ..            | ..            | ..            | ..            | ..           | ..              |
| Moslem                        | ..                    | ..            | ..            | ..            | ..            | ..           |                 |
| Others                        | ..                    | ..            | ..            | ..            | ..            | ..           |                 |
| <b>Total</b>                  |                       | <b>1,200</b>  | <b>1,666</b>  | <b>..</b>     | <b>1,816</b>  | <b>..</b>    | <b>4,682</b>    |
| Delhi                         | <i>Christian.</i>     |               |               |               |               |              |                 |
|                               | British               | 41,427        | 5,592         | 63,509        | 61,061        | ..           | 1,71,589        |
|                               | Non-British           | ..            | 737           | ..            | 3,145         | ..           | 3,882           |
|                               | <i>Non-Christian.</i> |               |               |               |               |              |                 |
|                               | Hindu                 | 26,876        | 5,340         | 18,914        | 13,265        | ..           | 64,395          |
| Moslem                        | 300                   | 4,286         | 673           | 1,535         | ..            | 6,794        |                 |
| Others                        | ..                    | ..            | ..            | ..            | ..            | ..           |                 |
| <b>Total</b>                  |                       | <b>68,603</b> | <b>15,955</b> | <b>83,096</b> | <b>79,006</b> | <b>(a)</b>   | <b>2,46,660</b> |

(a) The expenditure from 'other sources' is included under Mission funds.



TABLE I-B.—Statistics of Mission Institutions for Males, 1931-32—conold.

| Province.        | Types of Missions.    | EXPENDITURE.                |                      |               |                        |                        |                 |
|------------------|-----------------------|-----------------------------|----------------------|---------------|------------------------|------------------------|-----------------|
|                  |                       | From Govern-<br>ment funds. | From Board<br>funds. | From<br>fees. | From Mission<br>funds. | From other<br>sources. | Total.          |
| Ajmer-Merwara    | <i>Christian.</i>     |                             |                      |               |                        |                        |                 |
|                  | British . . . . .     | 15,235                      | 3,238                | 19,717        | 25,364                 | 224                    | 63,778          |
|                  | Non-British . . . . . | ..                          | 270                  | 153           | 2,009                  | ..                     | 2,432           |
|                  | <i>Non-Christian.</i> |                             |                      |               |                        |                        |                 |
|                  | Hindu . . . . .       | 12,622                      | 3,785                | 21,566        | 11,320                 | ..                     | 49,293          |
|                  | Moslem . . . . .      | ..                          | 450                  | ..            | 1,550                  | ..                     | 2,000           |
| Others . . . . . | ..                    | ..                          | ..                   | ..            | ..                     | ..                     |                 |
|                  | <b>Total</b>          | <b>27,857</b>               | <b>7,743</b>         | <b>41,436</b> | <b>40,243</b>          | <b>224</b>             | <b>1,17,508</b> |
| Baluchistan      | <i>Christian.</i>     |                             |                      |               |                        |                        |                 |
|                  | British . . . . .     | ..                          | 548                  | ..            | 708                    | 673                    | 1,939           |
|                  | Non-British . . . . . | ..                          | 101                  | ..            | ..                     | 331                    | 432             |
|                  | <i>Non-Christian.</i> |                             |                      |               |                        |                        |                 |
|                  | Hindu . . . . .       | ..                          | ..                   | ..            | ..                     | ..                     | ..              |
|                  | Moslem . . . . .      | ..                          | ..                   | ..            | ..                     | ..                     | ..              |
| Others . . . . . | ..                    | ..                          | ..                   | ..            | ..                     | ..                     |                 |
|                  | <b>Total</b>          | <b>..</b>                   | <b>649</b>           | <b>..</b>     | <b>708</b>             | <b>1,003</b>           | <b>2,354</b>    |

|                                |                        |                  |                 |                  |                  |                  |                    |  |
|--------------------------------|------------------------|------------------|-----------------|------------------|------------------|------------------|--------------------|--|
| Bangalore                      | <i>Christian.</i>      |                  |                 |                  |                  |                  |                    |  |
|                                | British . . . . .      | 29,750           | 600             | 66,582           | 41,973           | 12,730           | 1,51,685           |  |
|                                | Non-British . . . . .  | 97,848           | 2,318           | 1,16,189         | 72,957           | 13,080           | 3,02,392           |  |
|                                | <i>Non-Christian.</i>  |                  |                 |                  |                  |                  |                    |  |
|                                | Hindu . . . . .        | 623              | ..              | ..               | 251              | ..               | 874                |  |
| Moslem . . . . .               | ..                     | ..               | ..              | ..               | ..               | ..               |                    |  |
| Others . . . . .               | ..                     | ..               | ..              | ..               | ..               | ..               |                    |  |
|                                | <b>Total</b> . . . . . | <b>1,28,221</b>  | <b>2,918</b>    | <b>1,82,771</b>  | <b>1,15,181</b>  | <b>25,810</b>    | <b>4,54,901</b>    |  |
| Other Adminis-<br>tered Areas. | <i>Christian.</i>      |                  |                 |                  |                  |                  |                    |  |
|                                | British . . . . .      | 27,268           | 251             | 32,316           | 5,917            | 12,682           | 78,434             |  |
|                                | Non-British . . . . .  | 8,557            | 814             | 9,088            | 6,918            | 2,546            | 27,923             |  |
|                                | <i>Non-Christian.</i>  |                  |                 |                  |                  |                  |                    |  |
|                                | Hindu . . . . .        | ..               | ..              | ..               | ..               | ..               | ..                 |  |
| Moslem . . . . .               | ..                     | ..               | ..              | ..               | ..               | ..               |                    |  |
| Others . . . . .               | ..                     | ..               | ..              | ..               | ..               | ..               |                    |  |
|                                | <b>Total</b> . . . . . | <b>35,825</b>    | <b>1,065</b>    | <b>41,404</b>    | <b>12,835</b>    | <b>15,228</b>    | <b>1,06,357</b>    |  |
| British India                  | <i>Christian.</i>      |                  |                 |                  |                  |                  |                    |  |
|                                | British . . . . .      | 23,94,064        | 1,04,650        | 29,20,044        | 24,32,164        | 7,26,040         | 85,76,962          |  |
|                                | Non-British . . . . .  | 30,04,874        | 2,18,042        | 29,64,113        | 42,22,922        | 11,82,590        | 1,15,92,541        |  |
|                                | <i>Non-Christian.</i>  |                  |                 |                  |                  |                  |                    |  |
|                                | Hindu . . . . .        | 6,68,022         | 94,205          | 16,69,285        | 4,37,418         | 1,34,450         | 30,03,380          |  |
| Moslem . . . . .               | 2,95,099               | 79,449           | 4,20,079        | 1,12,009         | 65,797           | 9,72,433         |                    |  |
| Others . . . . .               | 3,20,460               | 52,726           | 6,21,410        | 2,17,626         | 1,86,464         | 13,98,686        |                    |  |
|                                | <b>Total</b> . . . . . | <b>66,82,519</b> | <b>5,49,072</b> | <b>85,94,931</b> | <b>74,22,139</b> | <b>22,95,341</b> | <b>2,55,44,002</b> |  |

TABLE 2-A.—Statistics of Mission Institutions for Females, 1931-32.

| Province.    | Types of Missions.    | INSTITUTIONS AND PUPILS. |            |               |              |                         |              |                            |           |                  |               |                   |              |                        |              | Total of Institutions. | Total of Pupils. |
|--------------|-----------------------|--------------------------|------------|---------------|--------------|-------------------------|--------------|----------------------------|-----------|------------------|---------------|-------------------|--------------|------------------------|--------------|------------------------|------------------|
|              |                       | Colleges.                |            | High Schools. |              | Middle English Schools. |              | Middle Vernacular Schools. |           | Primary Schools. |               | Training Schools. |              | Other Special Schools. |              |                        |                  |
|              |                       | Institutions.            | Pupils.    | Institutions. | Pupils.      | Institutions.           | Pupils.      | Institutions.              | Pupils.   | Institutions.    | Pupils.       | Institutions.     | Pupils.      | Institutions.          | Pupils.      |                        |                  |
| Madras       | <i>Christian.</i>     |                          |            |               |              |                         |              |                            |           |                  |               |                   |              |                        |              |                        |                  |
|              | British . . .         | 3                        | 204        | 10            | 2,616        | 13                      | 1,363        | ..                         | ..        | 213              | 20,155        | 8                 | 377          | 10                     | 642          | 257                    | 25,357           |
|              | Non-British . .       | 2                        | 92         | 18            | 5,299        | 12                      | 1,849        | ..                         | ..        | 440              | 40,962        | 17                | 917          | 19                     | 965          | 508                    | 50,084           |
|              | <i>Non-Christian.</i> |                          |            |               |              |                         |              |                            |           |                  |               |                   |              |                        |              |                        |                  |
|              | Hindu . . .           | ..                       | ..         | ..            | ..           | ..                      | ..           | ..                         | ..        | ..               | ..            | ..                | ..           | 2                      | 56           | 2                      | 56               |
|              | Moslem . . .          | ..                       | ..         | ..            | ..           | ..                      | ..           | ..                         | ..        | ..               | ..            | ..                | ..           | ..                     | ..           | ..                     | ..               |
| Others . . . | ..                    | ..                       | ..         | ..            | ..           | ..                      | ..           | ..                         | ..        | ..               | ..            | ..                | ..           | ..                     | ..           | ..                     | ..               |
|              | <b>Total</b>          | <b>5</b>                 | <b>296</b> | <b>28</b>     | <b>7,915</b> | <b>25</b>               | <b>3,212</b> | <b>..</b>                  | <b>..</b> | <b>653</b>       | <b>61,117</b> | <b>25</b>         | <b>1,294</b> | <b>31</b>              | <b>1,663</b> | <b>767</b>             | <b>75,497</b>    |
| Bombay       | <i>Christian.</i>     |                          |            |               |              |                         |              |                            |           |                  |               |                   |              |                        |              |                        |                  |
|              | British . . .         | ..                       | ..         | 11            | 2,610        | 1                       | 83           | ..                         | ..        | 57               | 5,751         | 7                 | 198          | 5                      | 409          | 81                     | 9,051            |
|              | Non-British . .       | ..                       | ..         | 15            | 4,802        | 16                      | 2,293        | ..                         | ..        | 46               | 2,974         | 3                 | 99           | 2                      | 180          | 82                     | 10,348           |
|              | <i>Non-Christian.</i> |                          |            |               |              |                         |              |                            |           |                  |               |                   |              |                        |              |                        |                  |
|              | Hindu . . .           | ..                       | ..         | 4             | 712          | 2                       | 79           | ..                         | ..        | 7                | 1,045         | 2                 | 111          | 11                     | 451          | 26                     | 2,398            |
|              | Moslem . . .          | ..                       | ..         | ..            | ..           | ..                      | ..           | ..                         | ..        | ..               | ..            | ..                | ..           | ..                     | ..           | ..                     | ..               |
| Others . . . | ..                    | ..                       | ..         | ..            | ..           | ..                      | ..           | ..                         | ..        | ..               | ..            | ..                | ..           | ..                     | ..           | ..                     | ..               |
|              | <b>Total</b>          | <b>..</b>                | <b>..</b>  | <b>30</b>     | <b>8,124</b> | <b>19</b>               | <b>2,455</b> | <b>..</b>                  | <b>..</b> | <b>110</b>       | <b>9,770</b>  | <b>12</b>         | <b>406</b>   | <b>18</b>              | <b>1,040</b> | <b>189</b>             | <b>21,797</b>    |

TABLE 2-A.—Statistics of Mission Institutions for Females, 1931-32—contd.

| Province.         | Types of Missions.    | INSTITUTIONS AND PUPILS. |            |               |              |                         |              |                            |            |                  |               |                   |            |                        |              | Total of Institutions. | Total of Pupils. |
|-------------------|-----------------------|--------------------------|------------|---------------|--------------|-------------------------|--------------|----------------------------|------------|------------------|---------------|-------------------|------------|------------------------|--------------|------------------------|------------------|
|                   |                       | Colleges.                |            | High Schools. |              | Middle English Schools. |              | Middle Vernacular Schools. |            | Primary Schools. |               | Training Schools. |            | Other Special Schools. |              |                        |                  |
|                   |                       | Institutions.            | Pupils.    | Institutions. | Pupils.      | Institutions.           | Pupils.      | Institutions.              | Pupils.    | Institutions.    | Pupils.       | Institutions.     | Pupils.    | Institutions.          | Pupils.      |                        |                  |
| Bengal            | <i>Christian.</i>     |                          |            |               |              |                         |              |                            |            |                  |               |                   |            |                        |              |                        |                  |
|                   | British . . .         | 2                        | 164        | 25            | 5,191        | 10                      | 1,525        | 5                          | 473        | 116              | 6,053         | 4                 | 73         | 17                     | 1,331        | 179                    | 14,810           |
|                   | Non-British . .       | ..                       | ..         | 4             | 647          | 6                       | 1,130        | 2                          | 195        | 58               | 3,971         | 2                 | 64         | 5                      | 177          | 77                     | 6,184            |
|                   | <i>Non-Christian.</i> |                          |            |               |              |                         |              |                            |            |                  |               |                   |            |                        |              |                        |                  |
|                   | Hindu . . .           | ..                       | ..         | 1             | 482          | ..                      | ..           | ..                         | ..         | 6                | 234           | ..                | ..         | ..                     | ..           | 7                      | 716              |
|                   | Moslem . . .          | ..                       | ..         | ..            | ..           | ..                      | ..           | ..                         | ..         | 1                | 20            | ..                | ..         | ..                     | ..           | 1                      | 20               |
| Others . . .      | ..                    | ..                       | 1          | 171           | ..           | ..                      | ..           | ..                         | 2          | 169              | ..            | ..                | 1          | 33                     | 4            | 373                    |                  |
|                   | <b>Total</b> . .      | <b>2</b>                 | <b>164</b> | <b>31</b>     | <b>6,491</b> | <b>16</b>               | <b>2,655</b> | <b>7</b>                   | <b>668</b> | <b>183</b>       | <b>10,447</b> | <b>6</b>          | <b>137</b> | <b>23</b>              | <b>1,541</b> | <b>268</b>             | <b>22,103</b>    |
| United Provinces. | <i>Christian.</i>     |                          |            |               |              |                         |              |                            |            |                  |               |                   |            |                        |              |                        |                  |
|                   | British . . .         | ..                       | ..         | 4             | 454          | 10                      | 1,167        | 7                          | 579        | 1                | 32            | 4                 | 55         | ..                     | ..           | 26                     | 2,237            |
|                   | Non-British . .       | 2                        | 120        | 15            | 2,460        | 22                      | 2,842        | 6                          | 629        | 69               | 1,380         | 8                 | 95         | 2                      | 64           | 124                    | 7,590            |
|                   | <i>Non-Christian.</i> |                          |            |               |              |                         |              |                            |            |                  |               |                   |            |                        |              |                        |                  |
|                   | Hindu . . .           | 1                        | 295        | ..            | ..           | 5                       | 932          | 18                         | 3,317      | 6                | 375           | 1                 | 11         | ..                     | ..           | 31                     | 4,930            |
|                   | Moslem . . .          | ..                       | ..         | ..            | ..           | ..                      | ..           | ..                         | ..         | ..               | ..            | ..                | ..         | ..                     | ..           | ..                     | ..               |
| Others . . .      | ..                    | ..                       | ..         | ..            | ..           | ..                      | ..           | ..                         | ..         | ..               | ..            | ..                | ..         | ..                     | ..           | ..                     |                  |
|                   | <b>3</b>              | <b>415</b>               | <b>19</b>  | <b>2,914</b>  | <b>37</b>    | <b>4,941</b>            | <b>31</b>    | <b>4,525</b>               | <b>76</b>  | <b>1,787</b>     | <b>13</b>     | <b>161</b>        | <b>3</b>   | <b>64</b>              | <b>181</b>   | <b>14,307</b>          |                  |

|                          |                       |           |            |           |              |           |              |           |               |            |               |          |            |          |            |            |               |    |
|--------------------------|-----------------------|-----------|------------|-----------|--------------|-----------|--------------|-----------|---------------|------------|---------------|----------|------------|----------|------------|------------|---------------|----|
| <b>Punjab</b>            | <i>Christian.</i>     |           |            |           |              |           |              |           |               |            |               |          |            |          |            |            |               |    |
|                          | British               | 1         | 105        | 4         | 457          | 6         | 1,310        | 3         | 329           | 10         | 612           | 1        | 8          | 1        | 24         | 26         | 2,845         |    |
|                          | Non-British           | ..        | ..         | 7         | 1,160        | 10        | 1,401        | 13        | 1,900         | 26         | 1,745         | 2        | 56         | 1        | 278        | 59         | 6,540         |    |
|                          | <i>Non-Christian.</i> |           |            |           |              |           |              |           |               |            |               |          |            |          |            |            |               |    |
|                          | Hindu                 | ..        | ..         | 5         | 1,714        | 5         | 1,081        | 29        | 8,280         | 179        | 15,367        | ..       | ..         | ..       | ..         | 218        | 26,442        |    |
|                          | Moslem                | ..        | ..         | ..        | ..           | ..        | ..           | 5         | 1,631         | 136        | 6,117         | ..       | ..         | ..       | ..         | 141        | 7,748         |    |
| Others                   | ..                    | ..        | 2          | 514       | 1            | 131       | 14           | 2,853     | 156           | 7,814      | ..            | ..       | ..         | ..       | 173        | 11,342     |               |    |
|                          | <b>Total</b>          | <b>1</b>  | <b>105</b> | <b>18</b> | <b>3,845</b> | <b>22</b> | <b>3,923</b> | <b>64</b> | <b>15,023</b> | <b>507</b> | <b>31,655</b> | <b>3</b> | <b>64</b>  | <b>2</b> | <b>302</b> | <b>617</b> | <b>54,917</b> |    |
| <b>Burma</b>             | <i>Christian.</i>     |           |            |           |              |           |              |           |               |            |               |          |            |          |            |            |               |    |
|                          | British               | ..        | ..         | 5         | 1,743        | 3         | 491          | 5         | 499           | 7          | 651           | 3        | 95         | 1        | 17         | 24         | 3,496         |    |
|                          | Non-British           | ..        | ..         | 18        | 5,257        | 19        | 3,636        | 9         | 646           | 15         | 1,027         | 4        | 198        | ..       | ..         | 65         | 10,764        |    |
|                          | <i>Non-Christian.</i> |           |            |           |              |           |              |           |               |            |               |          |            |          |            |            |               |    |
|                          | Hindu                 | ..        | ..         | ..        | ..           | ..        | ..           | ..        | ..            | ..         | ..            | ..       | ..         | ..       | ..         | ..         | ..            | .. |
|                          | Moslem                | ..        | ..         | ..        | ..           | ..        | ..           | ..        | ..            | ..         | ..            | ..       | ..         | ..       | ..         | ..         | ..            | .. |
| Others                   | ..                    | ..        | ..         | ..        | ..           | ..        | ..           | ..        | ..            | ..         | ..            | ..       | ..         | ..       | ..         | ..         | ..            |    |
|                          | <b>Total</b>          | <b>..</b> | <b>..</b>  | <b>23</b> | <b>7,000</b> | <b>22</b> | <b>4,127</b> | <b>14</b> | <b>1,145</b>  | <b>22</b>  | <b>1,678</b>  | <b>7</b> | <b>293</b> | <b>1</b> | <b>17</b>  | <b>89</b>  | <b>14,280</b> |    |
| <b>Bihar and Orissa.</b> | <i>Christian.</i>     |           |            |           |              |           |              |           |               |            |               |          |            |          |            |            |               |    |
|                          | British               | ..        | ..         | 2         | 606          | 3         | 377          | 2         | 384           | 34         | 2,065         | 3        | 85         | 2        | 35         | 46         | 3,552         |    |
|                          | Non-British           | ..        | ..         | 1         | 294          | 10        | 1,943        | 1         | 62            | 48         | 2,424         | 2        | 30         | 7        | 255        | 69         | 5,008         |    |
|                          | <i>Non-Christian.</i> |           |            |           |              |           |              |           |               |            |               |          |            |          |            |            |               |    |
|                          | Hindu                 | ..        | ..         | ..        | ..           | ..        | ..           | ..        | ..            | ..         | ..            | ..       | ..         | ..       | ..         | ..         | ..            | .. |
|                          | Moslem                | ..        | ..         | ..        | ..           | ..        | ..           | ..        | ..            | ..         | ..            | ..       | ..         | ..       | ..         | ..         | ..            | .. |
| Others                   | ..                    | ..        | ..         | ..        | ..           | ..        | ..           | ..        | ..            | ..         | ..            | ..       | ..         | ..       | ..         | ..         | ..            |    |
|                          | <b>Total</b>          | <b>..</b> | <b>..</b>  | <b>3</b>  | <b>900</b>   | <b>13</b> | <b>2,320</b> | <b>3</b>  | <b>446</b>    | <b>82</b>  | <b>4,489</b>  | <b>5</b> | <b>115</b> | <b>9</b> | <b>290</b> | <b>115</b> | <b>8,560</b>  |    |

TABLE 2-A.—Statistics of Mission Institutions for Females, 1931-32—concl'd.

| Province.      | Types of Missions.    | INSTITUTIONS AND PUPILS. |         |               |         |                         |         |                            |         |                  |         |                   |         |                        |         |                        |                  |
|----------------|-----------------------|--------------------------|---------|---------------|---------|-------------------------|---------|----------------------------|---------|------------------|---------|-------------------|---------|------------------------|---------|------------------------|------------------|
|                |                       | Colleges.                |         | High Schools. |         | Middle English Schools. |         | Middle Vernacular Schools. |         | Primary Schools. |         | Training Schools. |         | Other Special Schools. |         | Total of Institutions. | Total of Pupils. |
|                |                       | Institutions.            | Pupils. | Institutions. | Pupils. | Institutions.           | Pupils. | Institutions.              | Pupils. | Institutions.    | Pupils. | Institutions.     | Pupils. | Institutions.          | Pupils. |                        |                  |
| Ajmer-Merwara. | <i>Christian.</i>     |                          |         |               |         |                         |         |                            |         |                  |         |                   |         |                        |         |                        |                  |
|                | British               | ..                       | ..      | 1             | 86      | 1                       | 29      | 2                          | 48      | 3                | 107     | 1                 | 14      | ..                     | ..      | 6                      | 284              |
|                | Non-British           | ..                       | ..      | 1             | 42      | 1                       | 32      | ..                         | ..      | 5                | 293     | ..                | ..      | ..                     | ..      | 7                      | 367              |
|                | <i>Non-Christian.</i> |                          |         |               |         |                         |         |                            |         |                  |         |                   |         |                        |         |                        |                  |
|                | Hindu                 | ..                       | ..      | ..            | ..      | ..                      | ..      | 1                          | 10      | 1                | 131     | ..                | ..      | ..                     | ..      | 2                      | 141              |
|                | Moslem                | ..                       | ..      | ..            | ..      | ..                      | ..      | ..                         | ..      | 3                | 94      | ..                | ..      | ..                     | ..      | 3                      | 94               |
| Others         | ..                    | ..                       | ..      | ..            | ..      | ..                      | ..      | ..                         | ..      | ..               | ..      | ..                | ..      | ..                     | ..      | ..                     |                  |
|                | <b>Total</b>          | ..                       | ..      | 2             | 128     | 2                       | 61      | 3                          | 58      | 12               | 625     | 1                 | 14      | ..                     | ..      | 20                     | 886              |
| Baluchistan.   | <i>Christian.</i>     |                          |         |               |         |                         |         |                            |         |                  |         |                   |         |                        |         |                        |                  |
|                | British               | ..                       | ..      | ..            | ..      | 1                       | 99      | ..                         | ..      | ..               | ..      | ..                | ..      | ..                     | ..      | 1                      | 99               |
|                | Non-British           | ..                       | ..      | ..            | ..      | 1                       | 160     | ..                         | ..      | ..               | ..      | ..                | ..      | ..                     | ..      | 1                      | 160              |
|                | <i>Non-Christian.</i> |                          |         |               |         |                         |         |                            |         |                  |         |                   |         |                        |         |                        |                  |
|                | Hindu                 | ..                       | ..      | ..            | ..      | ..                      | ..      | ..                         | ..      | ..               | ..      | ..                | ..      | ..                     | ..      | ..                     | ..               |
|                | Moslem                | ..                       | ..      | ..            | ..      | ..                      | ..      | ..                         | ..      | ..               | ..      | ..                | ..      | ..                     | ..      | ..                     | ..               |
| Others         | ..                    | ..                       | ..      | ..            | ..      | ..                      | ..      | ..                         | ..      | ..               | ..      | ..                | ..      | ..                     | ..      | ..                     |                  |
|                | <b>Total</b>          | ..                       | ..      | ..            | ..      | 2                       | 259     | ..                         | ..      | ..               | ..      | ..                | ..      | ..                     | ..      | 2                      | 259              |

|                           |                       |     |        |       |        |     |        |       |         |       |        |    |       |       |         |        |         |
|---------------------------|-----------------------|-----|--------|-------|--------|-----|--------|-------|---------|-------|--------|----|-------|-------|---------|--------|---------|
| Bangalore                 | <i>Christian.</i>     |     |        |       |        |     |        |       |         |       |        |    |       |       |         |        |         |
|                           | British               | ..  | ..     | 3     | 726    | 1   | 150    | 1     | 117     | 7     | 588    | 1  | 12    | ..    | ..      | 12     | 1,593   |
|                           | Non-British           | ..  | ..     | 3     | 638    | 1   | 202    | 3     | 654     | 4     | 505    | .. | ..    | 2     | 74      | 13     | 2,073   |
|                           | <i>Non-Christian.</i> |     |        |       |        |     |        |       |         |       |        |    |       |       |         |        |         |
|                           | Hindu                 | ..  | ..     | ..    | ..     | ..  | ..     | ..    | ..      | 1     | 115    | .. | ..    | ..    | ..      | ..     | 1       |
| Moslem                    | ..                    | ..  | ..     | ..    | ..     | ..  | ..     | ..    | ..      | ..    | ..     | .. | ..    | ..    | ..      | ..     | ..      |
| Others                    | ..                    | ..  | ..     | ..    | ..     | ..  | ..     | ..    | ..      | ..    | ..     | .. | ..    | ..    | ..      | ..     | ..      |
| <b>Total</b>              |                       |     |        |       |        |     |        |       |         |       |        |    |       |       |         |        |         |
| ..                        | ..                    | ..  | 5      | 1,364 | 2      | 352 | 4      | 771   | 12      | 1,208 | 1      | 12 | 2     | 74    | 26      | 8,781  |         |
| Other Administered Areas. | <i>Christian.</i>     |     |        |       |        |     |        |       |         |       |        |    |       |       |         |        |         |
|                           | British               | ..  | ..     | 1     | 307    | 2   | 194    | 1     | 80      | 4     | 279    | 1  | 20    | ..    | ..      | 9      | 880     |
|                           | Non-British           | ..  | ..     | 2     | 568    | 2   | 390    | ..    | ..      | 2     | 215    | .. | ..    | ..    | ..      | 6      | 1,178   |
|                           | <i>Non-Christian.</i> |     |        |       |        |     |        |       |         |       |        |    |       |       |         |        |         |
|                           | Hindu                 | ..  | ..     | ..    | ..     | ..  | ..     | ..    | ..      | ..    | ..     | .. | ..    | ..    | ..      | ..     | ..      |
| Moslem                    | ..                    | ..  | ..     | ..    | ..     | ..  | ..     | ..    | ..      | ..    | ..     | .. | ..    | ..    | ..      | ..     | ..      |
| Others                    | ..                    | ..  | ..     | ..    | ..     | ..  | ..     | ..    | ..      | ..    | ..     | .. | ..    | ..    | ..      | ..     | ..      |
| <b>Total</b>              |                       |     |        |       |        |     |        |       |         |       |        |    |       |       |         |        |         |
| ..                        | ..                    | ..  | 3      | 875   | 4      | 584 | 1      | 80    | 6       | 494   | 1      | 20 | ..    | ..    | 15      | 2,053  |         |
| British India             | <i>Christian.</i>     |     |        |       |        |     |        |       |         |       |        |    |       |       |         |        |         |
|                           | British               | 6   | 473    | 75    | 16,263 | 66  | 8,192  | 29    | 2,860   | 474   | 38,313 | 33 | 937   | 39    | 2,745   | 722    | 69,783  |
|                           | Non-British           | 5   | 220    | 86    | 21,463 | 108 | 17,141 | 37    | 4,380   | 723   | 56,194 | 40 | 1,481 | 40    | 2,084   | 1,039  | 102,963 |
|                           | <i>Non-Christian.</i> |     |        |       |        |     |        |       |         |       |        |    |       |       |         |        |         |
|                           | Hindu                 | 1   | 295    | 10    | 2,908  | 13  | 2,234  | 58    | 13,593  | 213   | 18,569 | 3  | 122   | 13    | 507     | 311    | 38,228  |
| Moslem                    | ..                    | ..  | ..     | ..    | ..     | ..  | 5      | 1,631 | 140     | 6,231 | ..     | .. | ..    | ..    | 145     | 7,862  |         |
| Others                    | ..                    | ..  | 3      | 685   | 1      | 131 | 14     | 2,883 | 158     | 7,983 | ..     | .. | 1     | 33    | 177     | 11,715 |         |
| <b>Total</b>              |                       |     |        |       |        |     |        |       |         |       |        |    |       |       |         |        |         |
| 12                        | 988                   | 174 | 41,319 | 188   | 27,698 | 148 | 25,347 | 1,708 | 127,290 | 76    | 2,540  | 93 | 5,869 | 2,394 | 230,551 |        |         |

TABLE 2-B.—Statistics of Mission Institutions for Females, 1931-32.

| Provinces. | Types of Missions.    | EXPENDITURE.           |                   |                 |                     |                     |                       |
|------------|-----------------------|------------------------|-------------------|-----------------|---------------------|---------------------|-----------------------|
|            |                       | From Government funds. | From Board funds. | From fees.      | From Mission funds. | From other sources. | Total.                |
| Madras .   | <i>Christian.</i>     | Rs.                    | Rs.               | Rs.             | Rs.                 | Rs.                 | Rs.                   |
|            | British . . . .       | 3,10,536               | 13,102            | 86,114          | 4,83,756            | 8,803               | 9,02,311 <sup>d</sup> |
|            | Non-British . . . .   | 5,35,615               | 2,536             | 1,08,582        | 8,77,757            | 45,143              | 15,69,633             |
|            | <i>Non-Christian.</i> |                        |                   |                 |                     |                     |                       |
|            | Hindu . . . .         | 4,409                  | ..                | 538             | 10,011              | ..                  | 14,958                |
|            | Moslem . . . .        | ..                     | ..                | ..              | ..                  | ..                  | ..                    |
|            | Others . . . .        | ..                     | ..                | ..              | ..                  | ..                  | ..                    |
|            | <b>Total</b>          | <b>8,50,560</b>        | <b>15,638</b>     | <b>1,95,234</b> | <b>13,71,524</b>    | <b>53,946</b>       | <b>24,86,902</b>      |
| Bombay     | <i>Christian.</i>     |                        |                   |                 |                     |                     |                       |
|            | British . . . .       | 1,40,341               | 23,274            | 1,48,889        | 1,80,879            | 9,625               | 5,02,808              |
|            | Non-British . . . .   | 1,61,103               | 10,386            | 2,42,281        | 2,14,774            | 4,236               | 6,22,780              |
|            | <i>Non-Christian.</i> |                        |                   |                 |                     |                     |                       |
|            | Hindu . . . .         | 19,938                 | 2,796             | 16,936          | 63,389              | 5,045               | 1,08,104              |
|            | Moslem . . . .        | ..                     | ..                | ..              | ..                  | ..                  | ..                    |
|            | Others . . . .        | ..                     | ..                | ..              | ..                  | ..                  | ..                    |
|            | <b>Total</b>          | <b>3,11,382</b>        | <b>36,456</b>     | <b>4,08,106</b> | <b>4,58,842</b>     | <b>18,906</b>       | <b>12,33,692</b>      |



TABLE 2-B.—Statistics of Mission Institutions for Females, 1931-32—contd.

| Province.              | Types of Missions.    | EXPENDITURE.                |                      |                 |                        |                        |                  |
|------------------------|-----------------------|-----------------------------|----------------------|-----------------|------------------------|------------------------|------------------|
|                        |                       | From Govern-<br>ment funds. | From Board<br>funds. | From<br>fees.   | From Mission<br>funds. | From other<br>sources. | Total.           |
|                        |                       | Rs.                         | Rs.                  | Rs.             | Rs.                    | Rs.                    | Rs.              |
| Bengal                 | <i>Christian.</i>     |                             |                      |                 |                        |                        |                  |
|                        | British . . . . .     | 3,89,710                    | 85,737               | 7,58,408        | 2,58,545               | 1,84,043               | 16,26,443        |
|                        | Non-British . . . . . | 74,364                      | 8,803                | 1,39,957        | 95,966                 | 41,548                 | 3,60,638         |
|                        | <i>Non-Christian.</i> |                             |                      |                 |                        |                        |                  |
|                        | Hindu . . . . .       | 72                          | 3,767                | 580             | 4,615                  | ..                     | 9,034            |
|                        | Moslem . . . . .      | ..                          | ..                   | 25              | 25                     | ..                     | 50               |
|                        | Others . . . . .      | 12,109                      | 4,084                | 5,662           | 14,710                 | 2,858                  | 39,423           |
|                        | <b>Total</b>          | <b>4,76,255</b>             | <b>52,891</b>        | <b>9,04,632</b> | <b>3,78,861</b>        | <b>2,28,449</b>        | <b>20,85,588</b> |
| United Provin-<br>ces. | <i>Christian.</i>     |                             |                      |                 |                        |                        |                  |
|                        | British . . . . .     | 1,46,369                    | 7,668                | 1,05,714        | 48,068                 | 16,405                 | 3,24,834         |
|                        | Non-British . . . . . | 3,32,438                    | 10,687               | 1,99,081        | 2,33,788               | 53,186                 | 8,09,180         |
|                        | <i>Non-Christian.</i> |                             |                      |                 |                        |                        |                  |
|                        | Hindu . . . . .       | 83,833                      | 17,216               | 58,254          | 25,974                 | 13,397                 | 1,98,674         |
|                        | Moslem . . . . .      | ..                          | ..                   | ..              | ..                     | ..                     | ..               |
|                        | Others . . . . .      | ..                          | ..                   | ..              | ..                     | ..                     | ..               |
|                        | <b>Total</b>          | <b>5,62,640</b>             | <b>35,571</b>        | <b>3,63,049</b> | <b>3,08,430</b>        | <b>62,988</b>          | <b>13,32,678</b> |

|                  |                       |                 |                 |                 |                 |                 |                  |  |
|------------------|-----------------------|-----------------|-----------------|-----------------|-----------------|-----------------|------------------|--|
| Punjab ..        | <i>Christian.</i>     |                 |                 |                 |                 |                 |                  |  |
|                  | British               | 71,045          | 8,256           | 49,284          | 47,140          | 37,865          | 2,14,110         |  |
|                  | Non-British           | 2,65,491        | 41,576          | 1,09,009        | 66,864          | 1,99,197        | 6,82,137         |  |
|                  | <i>Non-Christian.</i> |                 |                 |                 |                 |                 |                  |  |
|                  | Hindu                 | 75,133          | 59,442          | 8,049           | 1,19,081        | 33,354          | 2,95,059         |  |
|                  | Moslem                | 25,249          | 12,560          | ..              | 16,335          | 3,825           | 57,969           |  |
|                  | Others                | 68,629          | 39,181          | 28,811          | 50,678          | 56,073          | 2,43,372         |  |
|                  | <b>Total</b>          | <b>5,06,047</b> | <b>1,61,015</b> | <b>1,35,153</b> | <b>3,00,098</b> | <b>3,30,334</b> | <b>14,92,647</b> |  |
| Burma ..         | <i>Christian.</i>     |                 |                 |                 |                 |                 |                  |  |
|                  | British               | 1,06,977        | 8,520           | ..              | 1,10,382        | 1,00,635        | 3,26,514         |  |
|                  | Non-British           | 2,73,148        | 9,659           | ..              | 3,43,928        | 2,67,787        | 8,94,522         |  |
|                  | <i>Non-Christian.</i> |                 |                 |                 |                 |                 |                  |  |
|                  | Hindu                 | ..              | ..              | ..              | ..              | ..              | ..               |  |
|                  | Moslem                | ..              | ..              | ..              | ..              | ..              | ..               |  |
|                  | Others                | ..              | ..              | ..              | ..              | ..              | ..               |  |
|                  | <b>Total</b>          | <b>3,80,125</b> | <b>18,179</b>   | <b>..</b>       | <b>4,54,310</b> | <b>3,68,422</b> | <b>12,21,036</b> |  |
| Bihar and Orissa | <i>Christian.</i>     |                 |                 |                 |                 |                 |                  |  |
|                  | British               | 38,355          | 5,802           | 42,379          | 39,290          | 11,914          | 1,87,740         |  |
|                  | Non-British           | 65,011          | 7,478           | 32,061          | 1,00,518        | 16,442          | 2,21,510         |  |
|                  | <i>Non-Christian.</i> |                 |                 |                 |                 |                 |                  |  |
|                  | Hindu                 | ..              | ..              | ..              | ..              | ..              | ..               |  |
|                  | Moslem                | ..              | ..              | ..              | ..              | ..              | ..               |  |
|                  | Others                | ..              | ..              | ..              | ..              | ..              | ..               |  |
|                  | <b>Total</b>          | <b>1,03,366</b> | <b>13,280</b>   | <b>74,440</b>   | <b>1,39,808</b> | <b>28,356</b>   | <b>3,59,250</b>  |  |

TABLE 2-B.—Statistics of Mission Institutions for Females, 1931-32—contd.

| Province.                         | Types of Missions.    | EXPENDITURE.                |                      |               |                         |                        |                 |
|-----------------------------------|-----------------------|-----------------------------|----------------------|---------------|-------------------------|------------------------|-----------------|
|                                   |                       | From Govern-<br>ment funds. | From Board<br>funds. | From<br>fees. | From Mission<br>funds.] | From other<br>sources. | Total.          |
|                                   |                       | Rs.                         | Rs.                  | Rs.           | Rs.                     | Rs.                    | Rs.             |
| Central Provin-<br>ces and Berar. | <i>Christian.</i>     |                             |                      |               |                         |                        |                 |
|                                   | British . . . . .     | 44,450                      | 1,200                | 54,443        | 88,247                  | ..                     | 1,88,340        |
|                                   | Non-British . . . . . | 7,915                       | 350                  | 4,779         | 78,269                  | ..                     | 91,418          |
|                                   | <i>Non-Christian.</i> |                             |                      |               |                         |                        |                 |
|                                   | Hindu . . . . .       | ..                          | ..                   | ..            | ..                      | ..                     | ..              |
|                                   | Moslem . . . . .      | ..                          | ..                   | ..            | ..                      | ..                     | ..              |
| Others . . . . .                  | ..                    | ..                          | ..                   | ..            | ..                      | ..                     |                 |
|                                   | <b>Total</b>          | <b>52,365</b>               | <b>1,550</b>         | <b>59,222</b> | <b>1,66,516</b>         | <b>..</b>              | <b>2,79,753</b> |
| Assam                             | <i>Christian.</i>     |                             |                      |               |                         |                        |                 |
|                                   | British . . . . .     | 9,524                       | ..                   | 3,795         | 14,788                  | ..                     | 28,117          |
|                                   | Non-British . . . . . | 15,927                      | ..                   | 2,361         | 43,519                  | 120                    | 61,917          |
|                                   | <i>Non-Christian.</i> |                             |                      |               |                         |                        |                 |
|                                   | Hindu . . . . .       | ..                          | ..                   | ..            | ..                      | ..                     | ..              |
|                                   | Moslem . . . . .      | ..                          | ..                   | ..            | ..                      | ..                     | ..              |
| Others . . . . .                  | ..                    | ..                          | ..                   | ..            | ..                      | ..                     |                 |
|                                   | <b>Total</b>          | <b>25,451</b>               | <b>..</b>            | <b>6,156</b>  | <b>58,307</b>           | <b>120</b>             | <b>90,084</b>   |

|                               |                       |   |               |               |               |               |               |                 |
|-------------------------------|-----------------------|---|---------------|---------------|---------------|---------------|---------------|-----------------|
| North-West Frontier Province. | <i>Christian.</i>     |   |               |               |               |               |               |                 |
|                               | British               | . | .             | 9,456         | 783           | 4,813         | 2,816         | 995             |
|                               | Non-British           | . | .             | 1,728         | 1,020         | 410           | 3,319         | ..              |
|                               | <i>Non-Christian.</i> |   |               |               |               |               |               |                 |
|                               | Hindu                 | . | .             | 7,644         | 11,168        | 83            | 10,679        | 10,760          |
| Moslem                        | .                     | . | ..            | ..            | ..            | ..            | ..            |                 |
| Others                        | .                     | . | ..            | ..            | ..            | ..            | ..            |                 |
| <b>Total</b>                  |                       |   | <b>18,828</b> | <b>12,941</b> | <b>5,306</b>  | <b>16,814</b> | <b>11,755</b> | <b>65,644</b>   |
| Coorg                         | <i>Christian.</i>     |   |               |               |               |               |               |                 |
|                               | British               | . | .             | 7,370         | ..            | 2,955         | 3,500         | ..              |
|                               | Non-British           | . | .             | ..            | ..            | ..            | ..            | ..              |
|                               | <i>Non-Christian.</i> |   |               |               |               |               |               |                 |
|                               | Hindu                 | . | .             | ..            | ..            | ..            | ..            | ..              |
| Moslem                        | .                     | . | ..            | ..            | ..            | ..            | ..            |                 |
| Others                        | .                     | . | ..            | ..            | ..            | ..            | ..            |                 |
| <b>Total</b>                  |                       |   | <b>7,370</b>  | <b>..</b>     | <b>2,955</b>  | <b>3,500</b>  | <b>..</b>     | <b>12,825</b>   |
| Delhi                         | <i>Christian.</i>     |   |               |               |               |               |               |                 |
|                               | British               | . | .             | 28,757        | 14,297        | 17,652        | 46,829        | ..              |
|                               | Non-British           | . | .             | 10,218        | 1,849         | 10,551        | 21,117        | ..              |
|                               | <i>Non-Christian.</i> |   |               |               |               |               |               |                 |
|                               | Hindu                 | . | .             | ..            | 7,453         | 484           | 5,436         | ..              |
| Moslem                        | .                     | . | ..            | ..            | ..            | ..            | ..            |                 |
| Others                        | .                     | . | ..            | ..            | ..            | ..            | ..            |                 |
| <b>Total</b>                  |                       |   | <b>38,975</b> | <b>23,599</b> | <b>28,687</b> | <b>78,882</b> | <b>(a)</b>    | <b>1,64,643</b> |

(a) The expenditure from 'other sources' is included under Mission funds.

TABLE 2-B.—*Statistics of Mission Institutions for Females, 1931-32—conold.*

| Province.     | Types of Missions.    | EXPENDITURE.                |                      |               |                        |                        |               |
|---------------|-----------------------|-----------------------------|----------------------|---------------|------------------------|------------------------|---------------|
|               |                       | From Govern-<br>ment funds. | From Board<br>funds. | From<br>fees. | From Mission<br>funds. | From other<br>sources. | Total         |
| Ajmer-Merwara | <i>Christian.</i>     |                             |                      |               |                        |                        |               |
|               | British               | 11,240                      | 400                  | 3,978         | 20,065                 | ..                     | 35,683        |
|               | Non-British           | 5,419                       | 1,824                | 17,675        | 21,074                 | ..                     | 45,992        |
|               | <i>Non-Christian.</i> |                             |                      |               |                        |                        |               |
|               | Hindu                 | 880                         | 480                  | ..            | 338                    | ..                     | 1,698         |
|               | Moslem                | ..                          | ..                   | ..            | 1,100                  | ..                     | 1,100         |
| Others        | ..                    | ..                          | ..                   | ..            | ..                     | ..                     |               |
|               | <b>Total</b>          | <b>17,539</b>               | <b>2,704</b>         | <b>21,653</b> | <b>42,572</b>          | <b>..</b>              | <b>84,468</b> |
| Baluchistan   | <i>Christian.</i>     |                             |                      |               |                        |                        |               |
|               | British               | 2,149                       | 1,787                | 576           | 1,215                  | ..                     | 5,677         |
|               | Non-British           | 5,941                       | 5,140                | 20,617        | ..                     | 892                    | 32,590        |
|               | <i>Non-Christian.</i> |                             |                      |               |                        |                        |               |
|               | Hindu                 | ..                          | ..                   | ..            | ..                     | ..                     | ..            |
|               | Moslem                | ..                          | ..                   | ..            | ..                     | ..                     | ..            |
| Others        | ..                    | ..                          | ..                   | ..            | ..                     | ..                     |               |
|               | <b>Total</b>          | <b>8,090</b>                | <b>6,877</b>         | <b>21,193</b> | <b>1,215</b>           | <b>892</b>             | <b>38,267</b> |

|                                |                       |   |                  |                 |                  |                  |                  |                    |           |
|--------------------------------|-----------------------|---|------------------|-----------------|------------------|------------------|------------------|--------------------|-----------|
| Bangalore                      | <i>Christian.</i>     |   |                  |                 |                  |                  |                  |                    |           |
|                                | British               | . | .                | 34,148          | 480              | 48,991           | 19,065           | 15,078             | 1,17,760  |
|                                | Non-British           | . | .                | 59,996          | ..               | 35,268           | 38,987           | 7,880              | 1,42,111  |
|                                | <i>Non-Christian.</i> |   |                  |                 |                  |                  |                  |                    |           |
|                                | Hindu                 | . | .                | 1,148           | ..               | 286              | 1,239            | ..                 | 2,673     |
|                                | Moslem                | . | .                | ..              | ..               | ..               | ..               | ..                 | ..        |
|                                | Others                | . | ..               | ..              | ..               | ..               | ..               | ..                 |           |
|                                | <b>Total</b>          | . | <b>95,292</b>    | <b>480</b>      | <b>84,545</b>    | <b>59,271</b>    | <b>22,956</b>    | <b>2,62,544</b>    |           |
| Other Administ-<br>ered Areas. | <i>Christian.</i>     |   |                  |                 |                  |                  |                  |                    |           |
|                                | British               | . | .                | 4,591           | 250              | 13,791           | 25,515           | 9,620              | 53,767    |
|                                | Non-British           | . | .                | 22,341          | 833              | 36,544           | 14,440           | 67,573             | 1,41,731  |
|                                | <i>Non-Christian.</i> |   |                  |                 |                  |                  |                  |                    |           |
|                                | Hindu                 | . | .                | ..              | ..               | ..               | ..               | ..                 | ..        |
|                                | Moslem                | . | .                | ..              | ..               | ..               | ..               | ..                 | ..        |
|                                | Others                | . | ..               | ..              | ..               | ..               | ..               | ..                 |           |
|                                | <b>Total</b>          | . | <b>26,932</b>    | <b>1,083</b>    | <b>50,335</b>    | <b>39,955</b>    | <b>77,193</b>    | <b>1,95,498</b>    |           |
| British India                  | <i>Christian.</i>     |   |                  |                 |                  |                  |                  |                    |           |
|                                | British               | . | .                | 13,48,158       | 1,21,476         | 13,38,827        | 13,87,000        | 3,95,001           | 45,90,462 |
|                                | Non-British           | . | .                | 18,34,025       | 1,02,141         | 9,62,121         | 21,57,900        | 8,84,004           | 57,40,191 |
|                                | <i>Non-Christian.</i> |   |                  |                 |                  |                  |                  |                    |           |
|                                | Hindu                 | . | .                | 1,03,057        | 1,02,322         | 85,210           | 2,40,757         | 62,556             | 6,83,902  |
|                                | Moslem                | . | .                | 25,249          | 12,560           | 25               | 17,460           | 3,825              | 59,119    |
|                                | Others                | . | 80,738           | 43,265          | 34,473           | 65,388           | 58,931           | 2,82,795           |           |
|                                | <b>Total</b>          | . | <b>34,81,227</b> | <b>3,81,784</b> | <b>24,20,656</b> | <b>38,68,505</b> | <b>12,04,817</b> | <b>1,13,56,469</b> |           |

TABLE 3-A.—Statistics of Mission Institutions of all kinds (for both males and females), 1931-32.

| Province.    | Types of Missions.    | INSTITUTIONS AND PUPILS. |              |               |               |                         |               |                            |           |                  |                |                   |              |                        |              | Total of Institutions. | Total of Pupils. |
|--------------|-----------------------|--------------------------|--------------|---------------|---------------|-------------------------|---------------|----------------------------|-----------|------------------|----------------|-------------------|--------------|------------------------|--------------|------------------------|------------------|
|              |                       | Colleges.                |              | High Schools. |               | Middle English Schools. |               | Middle Vernacular Schools. |           | Primary Schools. |                | Training Schools. |              | Other Special Schools. |              |                        |                  |
|              |                       | Institutions.            | Pupils.      | Institutions. | Pupils.       | Institutions.           | Pupils.       | Institutions.              | Pupils.   | Institutions.    | Pupils.        | Institutions.     | Pupils.      | Institutions.          | Pupils.      |                        |                  |
| Madras       | <i>Christian.</i>     |                          |              |               |               |                         |               |                            |           |                  |                |                   |              |                        |              |                        |                  |
|              | British . . .         | 9                        | 1,926        | 37            | 17,143        | 24                      | 3,584         | ..                         | ..        | 3,191            | 127,748        | 16                | 1,026        | 22                     | 1,506        | 3,299                  | 152,933          |
|              | Non-British . .       | 10                       | 3,893        | 77            | 29,041        | 39                      | 6,624         | ..                         | ..        | 4,685            | 224,546        | 29                | 2,189        | 43                     | 2,470        | 4,883                  | 268,763          |
|              | <i>Non-Christian.</i> |                          |              |               |               |                         |               |                            |           |                  |                |                   |              |                        |              |                        |                  |
|              | Hindu . . .           | ..                       | ..           | ..            | ..            | ..                      | ..            | ..                         | ..        | 16               | 928            | ..                | ..           | 3                      | 73           | 19                     | 1,001            |
|              | Moslem . . .          | ..                       | ..           | ..            | ..            | ..                      | ..            | ..                         | ..        | 2                | 122            | ..                | ..           | ..                     | ..           | 2                      | 122              |
| Others . . . | ..                    | ..                       | 1            | 104           | ..            | ..                      | ..            | ..                         | 15        | 847              | ..             | ..                | ..           | ..                     | 16           | 951                    |                  |
|              | <b>Total . . .</b>    | <b>19</b>                | <b>5,819</b> | <b>115</b>    | <b>46,288</b> | <b>63</b>               | <b>10,208</b> | <b>..</b>                  | <b>..</b> | <b>7,909</b>     | <b>354,191</b> | <b>45</b>         | <b>3,215</b> | <b>68</b>              | <b>4,049</b> | <b>8,219</b>           | <b>423,770</b>   |
| Bombay       | <i>Christian.</i>     |                          |              |               |               |                         |               |                            |           |                  |                |                   |              |                        |              |                        |                  |
|              | British . . .         | 1                        | 927          | 17            | 4,400         | 4                       | 347           | ..                         | ..        | 282              | 15,643         | 7                 | 198          | 12                     | 626          | 323                    | 22,141           |
|              | Non-British . .       | 1                        | 1,401        | 35            | 14,734        | 35                      | 4,170         | ..                         | ..        | 353              | 17,740         | 5                 | 178          | 8                      | 383          | 437                    | 38,606           |
|              | <i>Non-Christian.</i> |                          |              |               |               |                         |               |                            |           |                  |                |                   |              |                        |              |                        |                  |
|              | Hindu . . .           | ..                       | ..           | 5             | 967           | 3                       | 194           | ..                         | ..        | 15               | 2,081          | 2                 | 111          | 16                     | 601          | 41                     | 3,954            |
|              | Moslem . . .          | ..                       | ..           | ..            | ..            | ..                      | ..            | ..                         | ..        | ..               | ..             | ..                | ..           | ..                     | 1            | 52                     | 1                |
| Others . . . | ..                    | ..                       | ..           | ..            | ..            | ..                      | ..            | ..                         | ..        | ..               | ..             | ..                | ..           | ..                     | ..           | ..                     | ..               |
|              | <b>Total . . .</b>    | <b>2</b>                 | <b>2,328</b> | <b>57</b>     | <b>20,101</b> | <b>42</b>               | <b>4,711</b>  | <b>..</b>                  | <b>..</b> | <b>650</b>       | <b>35,484</b>  | <b>14</b>         | <b>487</b>   | <b>37</b>              | <b>1,662</b> | <b>802</b>             | <b>64,753</b>    |

TABLE 2-A.—Statistics of Mission Institutions for Females, 1931-32—contd.

| Provinces.                   | Types of Missions.    | INSTITUTIONS AND PUPILS. |         |               |         |                         |         |                            |         |                  |         |                   |         |                        |         |                        |                  |
|------------------------------|-----------------------|--------------------------|---------|---------------|---------|-------------------------|---------|----------------------------|---------|------------------|---------|-------------------|---------|------------------------|---------|------------------------|------------------|
|                              |                       | Colleges.                |         | High Schools. |         | Middle English Schools. |         | Middle Vernacular Schools. |         | Primary Schools. |         | Training Schools. |         | Other Special Schools. |         | Total of Institutions. | Total of Pupils. |
|                              |                       | Institutions.            | Pupils. | Institutions. | Pupils. | Institutions.           | Pupils. | Institutions.              | Pupils. | Institutions.    | Pupils. | Institutions.     | Pupils. | Institutions.          | Pupils. |                        |                  |
| Central Provinces and Berar. | <i>Christian.</i>     |                          |         |               |         |                         |         |                            |         |                  |         |                   |         |                        |         |                        |                  |
|                              | British               | ..                       | ..      | 5             | 119     | 7                       | 437     | 1                          | 57      | 20               | 1,928   | ..                | ..      | 2                      | 222     | 35                     | 2,763            |
|                              | Non-British           | 1                        | 8       | 1             | 54      | 1                       | 134     | 2                          | 180     | 5                | 437     | ..                | ..      | 1                      | 35      | 11                     | 948              |
|                              | <i>Non-Christian.</i> |                          |         |               |         |                         |         |                            |         |                  |         |                   |         |                        |         |                        |                  |
|                              | Hindu                 | ..                       | ..      | ..            | ..      | ..                      | ..      | ..                         | ..      | ..               | ..      | ..                | ..      | ..                     | ..      | ..                     | ..               |
|                              | Moslem                | ..                       | ..      | ..            | ..      | ..                      | ..      | ..                         | ..      | ..               | ..      | ..                | ..      | ..                     | ..      | ..                     | ..               |
| Others                       | ..                    | ..                       | ..      | ..            | ..      | ..                      | ..      | ..                         | ..      | ..               | ..      | ..                | ..      | ..                     | ..      | ..                     |                  |
|                              | <b>Total</b>          | 1                        | 8       | 6             | 173     | 8                       | 571     | 3                          | 237     | 25               | 2,855   | ..                | ..      | 3                      | 257     | 46                     | 3,811            |
| Assam.                       | <i>Christian.</i>     |                          |         |               |         |                         |         |                            |         |                  |         |                   |         |                        |         |                        |                  |
|                              | British               | ..                       | ..      | 1             | 486     | 6                       | 767     | ..                         | ..      | 1                | 70      | ..                | ..      | ..                     | ..      | 8                      | 1,323            |
|                              | Non-British           | ..                       | ..      | 1             | 242     | 5                       | 945     | ..                         | ..      | 2                | 114     | 2                 | 22      | 1                      | 56      | 11                     | 1,379            |
|                              | <i>Non-Christian.</i> |                          |         |               |         |                         |         |                            |         |                  |         |                   |         |                        |         |                        |                  |
|                              | Hindu                 | ..                       | ..      | ..            | ..      | ..                      | ..      | ..                         | ..      | ..               | ..      | ..                | ..      | ..                     | ..      | ..                     | ..               |
|                              | Moslem                | ..                       | ..      | ..            | ..      | ..                      | ..      | ..                         | ..      | ..               | ..      | ..                | ..      | ..                     | ..      | ..                     | ..               |
| Others                       | ..                    | ..                       | ..      | ..            | ..      | ..                      | ..      | ..                         | ..      | ..               | ..      | ..                | ..      | ..                     | ..      | ..                     |                  |
|                              | <b>Total</b>          | ..                       | ..      | 2             | 728     | 11                      | 1,712   | ..                         | ..      | 3                | 184     | 2                 | 22      | 1                      | 56      | 19                     | 2,702            |



|                               |                       |    |    |     |     |     |     |       |       |     |     |    |    |    |    |       |       |
|-------------------------------|-----------------------|----|----|-----|-----|-----|-----|-------|-------|-----|-----|----|----|----|----|-------|-------|
| North-West Frontier Province. | <i>Christian.</i>     |    |    |     |     |     |     |       |       |     |     |    |    |    |    |       |       |
|                               | British               | .. | .. | 1   | 211 | 1   | 88  | ..    | ..    | 1   | 22  | .. | .. | .. | .. | 3     | 321   |
|                               | Non-British           | .. | .. | ..  | ..  | 1   | 98  | ..    | ..    | 1   | 29  | .. | .. | .. | .. | 3     | 127   |
|                               | <i>Non-Christian.</i> |    |    |     |     |     |     |       |       |     |     |    |    |    |    |       |       |
|                               | Hindu                 | .. | .. | ..  | ..  | 1   | 142 | 9     | 1,742 | 9   | 897 | .. | .. | .. | .. | 19    | 2,781 |
| Moslem                        | ..                    | .. | .. | ..  | ..  | ..  | ..  | ..    | ..    | ..  | ..  | .. | .. | .. | .. | ..    |       |
| Others                        | ..                    | .. | .. | ..  | ..  | ..  | ..  | ..    | ..    | ..  | ..  | .. | .. | .. | .. | ..    |       |
| Total                         | ..                    | .. | 1  | 211 | 3   | 328 | 9   | 1,742 | 11    | 948 | ..  | .. | .. | .. | 24 | 3,229 |       |
| Coorg                         | <i>Christian.</i>     |    |    |     |     |     |     |       |       |     |     |    |    |    |    |       |       |
|                               | British               | .. | .. | 1   | 250 | ..  | ..  | ..    | ..    | ..  | ..  | .. | .. | .. | .. | 1     | 250   |
|                               | Non-British           | .. | .. | ..  | ..  | ..  | ..  | ..    | ..    | ..  | ..  | .. | .. | .. | .. | ..    | ..    |
|                               | <i>Non-Christian.</i> |    |    |     |     |     |     |       |       |     |     |    |    |    |    |       |       |
|                               | Hindu                 | .. | .. | ..  | ..  | ..  | ..  | ..    | ..    | ..  | ..  | .. | .. | .. | .. | ..    | ..    |
| Moslem                        | ..                    | .. | .. | ..  | ..  | ..  | ..  | ..    | ..    | ..  | ..  | .. | .. | .. | .. | ..    |       |
| Others                        | ..                    | .. | .. | ..  | ..  | ..  | ..  | ..    | ..    | ..  | ..  | .. | .. | .. | .. | ..    |       |
| Total                         | ..                    | .. | 1  | 250 | ..  | ..  | ..  | ..    | ..    | ..  | ..  | .. | .. | .. | 1  | 250   |       |
| Delhi                         | <i>Christian.</i>     |    |    |     |     |     |     |       |       |     |     |    |    |    |    |       |       |
|                               | British               | .. | .. | 2   | 401 | 1   | 112 | 2     | 294   | ..  | ..  | .. | .. | 1  | 65 | 6     | 872   |
|                               | Non-British           | .. | .. | ..  | ..  | 1   | 86  | 1     | 114   | 2   | 118 | .. | .. | .. | .. | 4     | 318   |
|                               | <i>Non-Christian.</i> |    |    |     |     |     |     |       |       |     |     |    |    |    |    |       |       |
|                               | Hindu                 | .. | .. | ..  | ..  | ..  | ..  | 1     | 244   | 4   | 405 | .. | .. | .. | .. | 5     | 649   |
| Moslem                        | ..                    | .. | .. | ..  | ..  | ..  | ..  | ..    | ..    | ..  | ..  | .. | .. | .. | .. | ..    |       |
| Others                        | ..                    | .. | .. | ..  | ..  | ..  | ..  | ..    | ..    | ..  | ..  | .. | .. | .. | .. | ..    |       |
| Total                         | ..                    | .. | 2  | 401 | 2   | 198 | 4   | 652   | 6     | 523 | ..  | .. | 1  | 65 | 15 | 1,839 |       |

TABLE 3-A.—*Statistics of Mission Institutions of all kinds (for both males and females), 1931-32—contd.*

| Province.         | Types of Missions.     | INSTITUTIONS AND PUPILS. |              |               |               |                         |              |                            |              |                  |               |                   |            |                        |              | Total of Institutions. | Total of Pupils. |
|-------------------|------------------------|--------------------------|--------------|---------------|---------------|-------------------------|--------------|----------------------------|--------------|------------------|---------------|-------------------|------------|------------------------|--------------|------------------------|------------------|
|                   |                        | Colleges.                |              | High Schools. |               | Middle English Schools. |              | Middle Vernacular Schools. |              | Primary Schools. |               | Training Schools. |            | Other Special Schools. |              |                        |                  |
|                   |                        | Institutions.            | Pupils.      | Institutions. | Pupils.       | Institutions.           | Pupils.      | Institutions.              | Pupils.      | Institutions.    | Pupils.       | Institutions.     | Pupils.    | Institutions.          | Pupils.      |                        |                  |
| Bengal            | <i>Christian.</i>      |                          |              |               |               |                         |              |                            |              |                  |               |                   |            |                        |              |                        |                  |
|                   | British . . . . .      | 7                        | 2,421        | 48            | 12,181        | 30                      | 3,889        | 7                          | 742          | 409              | 14,873        | 9                 | 154        | 41                     | 2,278        | 551                    | 36,536           |
|                   | Non-British . . . . .  | 4                        | 1,027        | 15            | 4,361         | 13                      | 1,965        | 3                          | 300          | 251              | 10,580        | 3                 | 76         | 11                     | 542          | 300                    | 18,851           |
|                   | <i>Non-Christian.</i>  |                          |              |               |               |                         |              |                            |              |                  |               |                   |            |                        |              |                        |                  |
|                   | Hindu . . . . .        | ..                       | ..           | 3             | 789           | 4                       | 326          | ..                         | ..           | 233              | 9,293         | ..                | ..         | 2                      | 82           | 242                    | 10,490           |
|                   | Moslem . . . . .       | ..                       | ..           | ..            | ..            | ..                      | ..           | ..                         | ..           | 13               | 559           | ..                | ..         | 1                      | 66           | 14                     | 625              |
| Others . . . . .  | ..                     | ..                       | 3            | 370           | ..            | ..                      | ..           | ..                         | 2            | 169              | ..            | ..                | 3          | 80                     | 8            | 619                    |                  |
|                   | <b>Total</b> . . . . . | <b>11</b>                | <b>3,448</b> | <b>69</b>     | <b>17,701</b> | <b>47</b>               | <b>6,180</b> | <b>10</b>                  | <b>1,042</b> | <b>908</b>       | <b>35,474</b> | <b>12</b>         | <b>230</b> | <b>58</b>              | <b>3,048</b> | <b>1,115</b>           | <b>67,128</b>    |
| United Provinces. | <i>Christian.</i>      |                          |              |               |               |                         |              |                            |              |                  |               |                   |            |                        |              |                        |                  |
|                   | British . . . . .      | 6                        | 1,421        | 12            | 2,625         | 14                      | 1,649        | 9                          | 678          | 20               | 649           | 4                 | 55         | 5                      | 93           | 70                     | 7,170            |
|                   | Non-British . . . . .  | 5                        | 1,907        | 29            | 7,150         | 31                      | 4,465        | 9                          | 827          | 120              | 3,425         | 8                 | 95         | 4                      | 118          | 206                    | 17,977           |
|                   | <i>Non-Christian.</i>  |                          |              |               |               |                         |              |                            |              |                  |               |                   |            |                        |              |                        |                  |
|                   | Hindu . . . . .        | 4                        | 1,722        | 11            | 3,999         | 5                       | 932          | 19                         | 3,492        | 27               | 1,205         | 1                 | 11         | 38                     | 1,121        | 105                    | 12,482           |
|                   | Moslem . . . . .       | ..                       | ..           | ..            | ..            | ..                      | ..           | ..                         | ..           | ..               | ..            | ..                | ..         | ..                     | ..           | ..                     | ..               |
| Others . . . . .  | ..                     | ..                       | ..           | ..            | ..            | ..                      | ..           | ..                         | ..           | ..               | ..            | ..                | ..         | ..                     | ..           | ..                     |                  |
|                   | <b>Total</b> . . . . . | <b>15</b>                | <b>5,050</b> | <b>52</b>     | <b>13,774</b> | <b>50</b>               | <b>7,036</b> | <b>27</b>                  | <b>4,997</b> | <b>167</b>       | <b>5,279</b>  | <b>13</b>         | <b>161</b> | <b>47</b>              | <b>1,332</b> | <b>381</b>             | <b>37,839</b>    |

|                   |                       |           |              |            |               |            |               |           |               |              |               |           |            |           |              |              |                |
|-------------------|-----------------------|-----------|--------------|------------|---------------|------------|---------------|-----------|---------------|--------------|---------------|-----------|------------|-----------|--------------|--------------|----------------|
| Panjab            | <i>Christian.</i>     |           |              |            |               |            |               |           |               |              |               |           |            |           |              |              |                |
|                   | British               | 3         | 593          | 11         | 3,750         | 10         | 2,325         | 3         | 329           | 65           | 4,054         | 1         | 8          | 1         | 24           | 94           | 11,083         |
|                   | Non-British           | 2         | 1,551        | 19         | 5,407         | 17         | 2,362         | 17        | 2,391         | 121          | 6,199         | 3         | 89         | 1         | 278          | 180          | 18,277         |
|                   | <i>Non-Christian.</i> |           |              |            |               |            |               |           |               |              |               |           |            |           |              |              |                |
|                   | Hindu                 | 8         | 4,356        | 100        | 47,248        | 51         | 9,467         | 29        | 8,280         | 418          | 33,864        | ..        | ..         | 3         | 53           | 609          | 103,268        |
| Moslem            | 1                     | 838       | 36           | 17,217     | 13            | 2,335      | 10            | 2,190     | 494           | 30,523       | ..            | ..        | 4          | 57        | 558          | 53,160       |                |
| Others            | 4                     | 2,126     | 41           | 17,454     | 37            | 5,658      | 15            | 3,016     | 263           | 17,477       | 1             | 44        | ..         | ..        | 361          | 45,775       |                |
| <b>Total</b>      |                       | <b>18</b> | <b>9,464</b> | <b>207</b> | <b>91,076</b> | <b>128</b> | <b>22,147</b> | <b>74</b> | <b>16,206</b> | <b>1,361</b> | <b>92,117</b> | <b>5</b>  | <b>141</b> | <b>9</b>  | <b>412</b>   | <b>1,802</b> | <b>231,563</b> |
| Burma             | <i>Christian.</i>     |           |              |            |               |            |               |           |               |              |               |           |            |           |              |              |                |
|                   | British               | ..        | ..           | 16         | 5,249         | 12         | 2,643         | 7         | 692           | 22           | 1,598         | 3         | 95         | 3         | 69           | 63           | 10,346         |
|                   | Non-British           | ..        | ..           | 44         | 15,818        | 52         | 9,047         | 44        | 4,088         | 170          | 8,452         | 6         | 350        | 1         | 192          | 317          | 37,947         |
|                   | <i>Non-Christian.</i> |           |              |            |               |            |               |           |               |              |               |           |            |           |              |              |                |
|                   | Hindu                 | ..        | ..           | ..         | ..            | ..         | ..            | ..        | ..            | ..           | ..            | ..        | ..         | ..        | ..           | ..           | ..             |
| Moslem            | ..                    | ..        | ..           | ..         | ..            | ..         | ..            | ..        | ..            | ..           | ..            | ..        | ..         | ..        | ..           | ..           | ..             |
| Others            | ..                    | ..        | ..           | ..         | ..            | ..         | ..            | ..        | ..            | ..           | ..            | ..        | ..         | ..        | ..           | ..           | ..             |
| <b>Total</b>      |                       | <b>..</b> | <b>..</b>    | <b>60</b>  | <b>21,067</b> | <b>64</b>  | <b>11,630</b> | <b>51</b> | <b>4,780</b>  | <b>192</b>   | <b>10,050</b> | <b>9</b>  | <b>445</b> | <b>4</b>  | <b>261</b>   | <b>380</b>   | <b>138,298</b> |
| Bihar and Orissa. | <i>Christian.</i>     |           |              |            |               |            |               |           |               |              |               |           |            |           |              |              |                |
|                   | British               | 1         | 209          | 8          | 2,234         | 13         | 1,854         | 4         | 791           | 256          | 10,403        | 5         | 130        | 9         | 493          | 296          | 16,114         |
|                   | Non-British           | ..        | ..           | 5          | 1,615         | 29         | 5,440         | 2         | 294           | 585          | 17,830        | 5         | 83         | 12        | 435          | 638          | 25,697         |
|                   | <i>Non-Christian.</i> |           |              |            |               |            |               |           |               |              |               |           |            |           |              |              |                |
|                   | Hindu                 | ..        | ..           | ..         | ..            | ..         | ..            | ..        | ..            | 5            | 215           | ..        | ..         | 2         | 149          | 7            | 364            |
| Moslem            | ..                    | ..        | ..           | ..         | ..            | ..         | ..            | ..        | ..            | ..           | ..            | ..        | ..         | ..        | ..           | ..           |                |
| Others            | ..                    | ..        | ..           | ..         | ..            | ..         | ..            | ..        | ..            | ..           | ..            | ..        | ..         | ..        | ..           | ..           |                |
| <b>Total</b>      |                       | <b>1</b>  | <b>209</b>   | <b>13</b>  | <b>3,849</b>  | <b>42</b>  | <b>7,294</b>  | <b>6</b>  | <b>1,085</b>  | <b>846</b>   | <b>28,446</b> | <b>10</b> | <b>213</b> | <b>28</b> | <b>1,077</b> | <b>941</b>   | <b>42,175</b>  |

TABLE 3-A.—Statistics of Mission Institutions of all kinds (for both males and females), 1931-32—contd.

| Province.                    | Types of Missions.    | INSTITUTIONS AND PUPILS. |            |               |            |                         |              |                            |              |                  |               |                   |           |                        |            | Total of Institutions. | Total of Pupils. |
|------------------------------|-----------------------|--------------------------|------------|---------------|------------|-------------------------|--------------|----------------------------|--------------|------------------|---------------|-------------------|-----------|------------------------|------------|------------------------|------------------|
|                              |                       | Colleges.                |            | High Schools. |            | Middle English Schools. |              | Middle Vernacular Schools. |              | Primary Schools. |               | Training Schools. |           | Other Special Schools. |            |                        |                  |
|                              |                       | Institutions.            | Pupils.    | Institutions. | Pupils.    | Institutions.           | Pupils.      | Institutions.              | Pupils.      | Institutions.    | Pupils.       | Institutions.     | Pupils.   | Institutions.          | Pupils.    |                        |                  |
| Central Provinces and Berar. | <i>Christian.</i>     |                          |            |               |            |                         |              |                            |              |                  |               |                   |           |                        |            |                        |                  |
|                              | British               | 2                        | 411        | 12            | 496        | 17                      | 1,428        | 3                          | 210          | 56               | 5,035         | ..                | ..        | 4                      | 296        | 96                     | 7,876            |
|                              | Non-British           | 1                        | 8          | 6             | 450        | 18                      | 1,922        | 13                         | 1,063        | 126              | 8,472         | ..                | ..        | 3                      | 78         | 167                    | 12,013           |
|                              | <i>Non-Christian.</i> |                          |            |               |            |                         |              |                            |              |                  |               |                   |           |                        |            |                        |                  |
|                              | Hindu                 | ..                       | ..         | ..            | ..         | ..                      | ..           | ..                         | ..           | 1                | 186           | ..                | ..        | ..                     | ..         | 1                      | 186              |
|                              | Moslem                | ..                       | ..         | ..            | ..         | ..                      | ..           | ..                         | ..           | ..               | ..            | ..                | ..        | ..                     | ..         | ..                     | ..               |
| Others                       | ..                    | ..                       | ..         | ..            | ..         | ..                      | ..           | ..                         | ..           | ..               | ..            | ..                | ..        | ..                     | ..         | ..                     |                  |
|                              | <b>Total</b>          | <b>3</b>                 | <b>419</b> | <b>18</b>     | <b>946</b> | <b>35</b>               | <b>3,350</b> | <b>16</b>                  | <b>1,293</b> | <b>185</b>       | <b>13,693</b> | <b>..</b>         | <b>..</b> | <b>7</b>               | <b>374</b> | <b>264</b>             | <b>20,075</b>    |
| Assam                        | <i>Christian.</i>     |                          |            |               |            |                         |              |                            |              |                  |               |                   |           |                        |            |                        |                  |
|                              | British               | ..                       | ..         | 1             | 486        | 14                      | 2,032        | ..                         | ..           | 500              | 14,408        | ..                | ..        | ..                     | ..         | 515                    | 16,926           |
|                              | Non-British           | ..                       | ..         | 2             | 419        | 11                      | 1,825        | ..                         | ..           | 422              | 9,787         | 5                 | 46        | 1                      | 56         | 441                    | 12,133           |
|                              | <i>Non-Christian.</i> |                          |            |               |            |                         |              |                            |              |                  |               |                   |           |                        |            |                        |                  |
|                              | Hindu                 | ..                       | ..         | ..            | ..         | ..                      | ..           | ..                         | ..           | 3                | 62            | ..                | ..        | ..                     | ..         | 3                      | 62               |
|                              | Moslem                | ..                       | ..         | ..            | ..         | ..                      | ..           | ..                         | ..           | ..               | ..            | ..                | ..        | ..                     | ..         | ..                     | ..               |
| Others                       | ..                    | ..                       | ..         | ..            | ..         | ..                      | ..           | ..                         | ..           | ..               | ..            | ..                | ..        | ..                     | ..         | ..                     |                  |
|                              | <b>Total</b>          | <b>..</b>                | <b>..</b>  | <b>3</b>      | <b>905</b> | <b>25</b>               | <b>3,857</b> | <b>..</b>                  | <b>..</b>    | <b>925</b>       | <b>24,257</b> | <b>5</b>          | <b>46</b> | <b>1</b>               | <b>56</b>  | <b>959</b>             | <b>29,121</b>    |

|                               |                       |          |            |          |              |          |            |          |              |           |              |    |    |          |           |              |              |
|-------------------------------|-----------------------|----------|------------|----------|--------------|----------|------------|----------|--------------|-----------|--------------|----|----|----------|-----------|--------------|--------------|
| North-West Frontier Province. | <i>Christian.</i>     |          |            |          |              |          |            |          |              |           |              |    |    |          |           |              |              |
|                               | British               | 1        | 115        | 4        | 2,130        | 1        | 88         | ..       | ..           | 2         | 57           | .. | .. | ..       | 8         | 2,390        |              |
|                               | Non-British           | ..       | ..         | ..       | ..           | 1        | 96         | ..       | ..           | 1         | 29           | .. | .. | ..       | 2         | 127          |              |
|                               | <i>Non-Christian.</i> |          |            |          |              |          |            |          |              |           |              |    |    |          |           |              |              |
|                               | Hindu                 | ..       | ..         | 2        | 851          | 1        | 142        | 9        | 1,742        | 9         | 897          | .. | .. | ..       | 21        | 3,632        |              |
| Moslem                        | ..                    | ..       | ..         | ..       | ..           | ..       | ..         | ..       | ..           | ..        | ..           | .. | .. | ..       | ..        |              |              |
| Others                        | ..                    | ..       | ..         | ..       | ..           | ..       | ..         | ..       | ..           | ..        | ..           | .. | .. | ..       | ..        |              |              |
| <b>Total</b>                  |                       | <b>1</b> | <b>115</b> | <b>6</b> | <b>2,981</b> | <b>3</b> | <b>323</b> | <b>9</b> | <b>1,742</b> | <b>12</b> | <b>983</b>   | .. | .. | ..       | <b>31</b> | <b>6,140</b> |              |
| Coorg                         | <i>Christian.</i>     |          |            |          |              |          |            |          |              |           |              |    |    |          |           |              |              |
|                               | British               | ..       | ..         | 1        | 250          | ..       | ..         | ..       | ..           | 4         | 478          | .. | .. | ..       | 5         | 728          |              |
|                               | Non-British           | ..       | ..         | ..       | ..           | ..       | ..         | ..       | ..           | ..        | ..           | .. | .. | ..       | ..        | ..           |              |
|                               | <i>Non-Christian.</i> |          |            |          |              |          |            |          |              |           |              |    |    |          |           |              |              |
|                               | Hindu                 | ..       | ..         | ..       | ..           | ..       | ..         | ..       | ..           | ..        | ..           | .. | .. | ..       | ..        | ..           |              |
| Moslem                        | ..                    | ..       | ..         | ..       | ..           | ..       | ..         | ..       | ..           | ..        | ..           | .. | .. | ..       | ..        |              |              |
| Others                        | ..                    | ..       | ..         | ..       | ..           | ..       | ..         | ..       | ..           | ..        | ..           | .. | .. | ..       | ..        |              |              |
| <b>Total</b>                  |                       | ..       | ..         | <b>1</b> | <b>250</b>   | ..       | ..         | ..       | ..           | <b>4</b>  | <b>478</b>   | .. | .. | ..       | <b>5</b>  | <b>728</b>   |              |
| Delhi                         | <i>Christian.</i>     |          |            |          |              |          |            |          |              |           |              |    |    |          |           |              |              |
|                               | British               | 1        | 338        | 2        | 401          | 2        | 284        | 2        | 294          | 8         | 459          | .. | .. | 1        | 65        | 16           | 1,841        |
|                               | Non-British           | ..       | ..         | ..       | ..           | 1        | 86         | 1        | 114          | 6         | 341          | .. | .. | ..       | ..        | 8            | 541          |
|                               | <i>Non-Christian.</i> |          |            |          |              |          |            |          |              |           |              |    |    |          |           |              |              |
|                               | Hindu                 | ..       | ..         | 2        | 697          | 1        | 102        | 1        | 244          | 10        | 931          | .. | .. | ..       | ..        | 14           | 1,974        |
| Moslem                        | ..                    | ..       | ..         | ..       | 1            | 286      | ..         | ..       | 1            | 145       | ..           | .. | .. | ..       | 2         | 431          |              |
| Others                        | ..                    | ..       | ..         | ..       | ..           | ..       | ..         | ..       | ..           | ..        | ..           | .. | .. | ..       | ..        | ..           |              |
| <b>Total</b>                  |                       | <b>1</b> | <b>338</b> | <b>4</b> | <b>1,098</b> | <b>5</b> | <b>758</b> | <b>4</b> | <b>652</b>   | <b>25</b> | <b>1,876</b> | .. | .. | <b>1</b> | <b>65</b> | <b>40</b>    | <b>4,787</b> |

TABLE 3-A.—Statistics of Mission Institutions of all kinds (for both males and females), 1931-32—concl'd.

| Province.      | Types of Missions.    | INSTITUTIONS AND PUPILS. |           |               |              |                         |            |                            |           |                  |              |                   |           |                        |           | Total of Institutions. | Total of Pupils. |
|----------------|-----------------------|--------------------------|-----------|---------------|--------------|-------------------------|------------|----------------------------|-----------|------------------|--------------|-------------------|-----------|------------------------|-----------|------------------------|------------------|
|                |                       | Colleges.                |           | High Schools. |              | Middle English Schools. |            | Middle Vernacular Schools. |           | Primary Schools. |              | Training Schools. |           | Other Special Schools. |           |                        |                  |
|                |                       | Institutions.            | Pupils.   | Institutions. | Pupils.      | Institutions.           | Pupils.    | Institutions.              | Pupils.   | Institutions.    | Pupils.      | Institutions.     | Pupils.   | Institutions.          | Pupils.   |                        |                  |
| Ajmer-Merwara. | <i>Christian.</i>     |                          |           |               |              |                         |            |                            |           |                  |              |                   |           |                        |           |                        |                  |
|                | British               | ..                       | ..        | 4             | 984          | 1                       | 29         | 3                          | 76        | 29               | 1,575        | 2                 | 18        | ..                     | ..        | 39                     | 2,682            |
|                | Non-British           | ..                       | ..        | 1             | 42           | 1                       | 32         | ..                         | ..        | 8                | 533          | ..                | ..        | ..                     | ..        | 10                     | 607              |
|                | <i>Non-Christian.</i> |                          |           |               |              |                         |            |                            |           |                  |              |                   |           |                        |           |                        |                  |
|                | Hindu                 | 1                        | 22        | 2             | 796          | ..                      | ..         | 1                          | 10        | 10               | 649          | ..                | ..        | ..                     | ..        | 14                     | 1,477            |
|                | Moslem                | ..                       | ..        | ..            | ..           | ..                      | ..         | ..                         | ..        | 12               | 304          | ..                | ..        | ..                     | ..        | 12                     | 304              |
| Others         | ..                    | ..                       | ..        | ..            | ..           | ..                      | ..         | ..                         | ..        | ..               | ..           | ..                | ..        | ..                     | ..        | ..                     | ..               |
|                | <b>Total</b>          | <b>1</b>                 | <b>22</b> | <b>7</b>      | <b>1,822</b> | <b>2</b>                | <b>61</b>  | <b>4</b>                   | <b>86</b> | <b>59</b>        | <b>3,061</b> | <b>2</b>          | <b>18</b> | <b>..</b>              | <b>..</b> | <b>75</b>              | <b>5,070</b>     |
| Baluchistan.   | <i>Christian.</i>     |                          |           |               |              |                         |            |                            |           |                  |              |                   |           |                        |           |                        |                  |
|                | British               | ..                       | ..        | ..            | ..           | 1                       | 99         | ..                         | ..        | 2                | 128          | ..                | ..        | ..                     | ..        | 3                      | 227              |
|                | Non-British           | ..                       | ..        | ..            | ..           | 1                       | 160        | ..                         | ..        | 1                | 24           | ..                | ..        | ..                     | ..        | 2                      | 184              |
|                | <i>Non-Christian.</i> |                          |           |               |              |                         |            |                            |           |                  |              |                   |           |                        |           |                        |                  |
|                | Hindu                 | ..                       | ..        | ..            | ..           | ..                      | ..         | ..                         | ..        | ..               | ..           | ..                | ..        | ..                     | ..        | ..                     | ..               |
|                | Moslem                | ..                       | ..        | ..            | ..           | ..                      | ..         | ..                         | ..        | ..               | ..           | ..                | ..        | ..                     | ..        | ..                     | ..               |
| Others         | ..                    | ..                       | ..        | ..            | ..           | ..                      | ..         | ..                         | ..        | ..               | ..           | ..                | ..        | ..                     | ..        | ..                     | ..               |
|                | <b>Total</b>          | <b>..</b>                | <b>..</b> | <b>..</b>     | <b>..</b>    | <b>2</b>                | <b>259</b> | <b>..</b>                  | <b>..</b> | <b>3</b>         | <b>152</b>   | <b>..</b>         | <b>..</b> | <b>..</b>              | <b>..</b> | <b>5</b>               | <b>411</b>       |

|                           |                       |           |               |            |                |            |               |            |               |               |                |            |              |            |               |               |                |
|---------------------------|-----------------------|-----------|---------------|------------|----------------|------------|---------------|------------|---------------|---------------|----------------|------------|--------------|------------|---------------|---------------|----------------|
| Bangalore                 | <i>Christian.</i>     |           |               |            |                |            |               |            |               |               |                |            |              |            |               |               |                |
|                           | British               | ..        | ..            | 3          | 1,043          | 2          | 405           | 1          | 117           | 13            | 1,225          | 1          | 12           | ..         | ..            | 20            | 2,802          |
|                           | Non-British           | 1         | 287           | 6          | 2,201          | 3          | 865           | 4          | 732           | 15            | 1,506          | ..         | ..           | 2          | 74            | 31            | 5,665          |
|                           | <i>Non-Christian.</i> |           |               |            |                |            |               |            |               |               |                |            |              |            |               |               |                |
|                           | Hindu                 | ..        | ..            | ..         | ..             | ..         | ..            | ..         | ..            | 2             | 174            | ..         | ..           | ..         | ..            | 2             | 174            |
| Moslem                    | ..                    | ..        | ..            | ..         | ..             | ..         | ..            | ..         | ..            | ..            | ..             | ..         | ..           | ..         | ..            | ..            | ..             |
| Others                    | ..                    | ..        | ..            | ..         | ..             | ..         | ..            | ..         | ..            | ..            | ..             | ..         | ..           | ..         | ..            | ..            | ..             |
| <b>Total</b>              |                       | <b>1</b>  | <b>287</b>    | <b>9</b>   | <b>3,244</b>   | <b>5</b>   | <b>1,270</b>  | <b>5</b>   | <b>849</b>    | <b>30</b>     | <b>2,905</b>   | <b>1</b>   | <b>12</b>    | <b>2</b>   | <b>74</b>     | <b>53</b>     | <b>8,641</b>   |
| Other Administered Areas. | <i>Christian.</i>     |           |               |            |                |            |               |            |               |               |                |            |              |            |               |               |                |
|                           | British               | ..        | ..            | 4          | 1,114          | 2          | 194           | 1          | 80            | 9             | 833            | 1          | 20           | ..         | ..            | 17            | 2,241          |
|                           | Non-British           | ..        | ..            | 3          | 749            | 3          | 656           | ..         | ..            | 3             | 275            | ..         | ..           | ..         | ..            | 9             | 1,680          |
|                           | <i>Non-Christian.</i> |           |               |            |                |            |               |            |               |               |                |            |              |            |               |               |                |
|                           | Hindu                 | ..        | ..            | ..         | ..             | ..         | ..            | ..         | ..            | ..            | ..             | ..         | ..           | ..         | ..            | ..            | ..             |
| Moslem                    | ..                    | ..        | ..            | ..         | ..             | ..         | ..            | ..         | ..            | ..            | ..             | ..         | ..           | ..         | ..            | ..            | ..             |
| Others                    | ..                    | ..        | ..            | ..         | ..             | ..         | ..            | ..         | ..            | ..            | ..             | ..         | ..           | ..         | ..            | ..            | ..             |
| <b>Total</b>              |                       | <b>..</b> | <b>..</b>     | <b>7</b>   | <b>1,863</b>   | <b>5</b>   | <b>850</b>    | <b>1</b>   | <b>80</b>     | <b>12</b>     | <b>1,108</b>   | <b>1</b>   | <b>20</b>    | <b>..</b>  | <b>..</b>     | <b>26</b>     | <b>3,921</b>   |
| British India.            | <i>Christian.</i>     |           |               |            |                |            |               |            |               |               |                |            |              |            |               |               |                |
|                           | British               | 31        | 8,361         | 180        | 54,486         | 147        | 20,850        | 40         | 4,009         | 4,870         | 199,166        | 49         | 1,716        | 98         | 5,450         | 5,415         | 294,038        |
|                           | Non-British           | 24        | 10,074        | 242        | 81,987         | 255        | 39,707        | 93         | 9,829         | 6,867         | 309,739        | 64         | 3,106        | 86         | 4,626         | 7,631         | 459,068        |
|                           | <i>Non-Christian.</i> |           |               |            |                |            |               |            |               |               |                |            |              |            |               |               |                |
|                           | Hindu                 | 13        | 6,100         | 125        | 55,347         | 65         | 11,163        | 59         | 13,768        | 749           | 50,485         | 3          | 122          | 64         | 2,079         | 1,078         | 139,064        |
| Moslem                    | 1                     | 838       | 36            | 17,217     | 14             | 2,621      | 10            | 2,190      | 522           | 31,653        | ..             | ..         | 6            | 175        | 589           | 54,694        |                |
| Others                    | 4                     | 2,126     | 45            | 17,928     | 37             | 5,658      | 15            | 3,016      | 280           | 18,493        | 1              | 44         | 3            | 80         | 385           | 47,345        |                |
| <b>Total</b>              |                       | <b>73</b> | <b>27,499</b> | <b>628</b> | <b>226,965</b> | <b>518</b> | <b>79,999</b> | <b>217</b> | <b>32,812</b> | <b>13,288</b> | <b>609,536</b> | <b>117</b> | <b>4,988</b> | <b>257</b> | <b>12,410</b> | <b>15,098</b> | <b>994,209</b> |

TABLE 3-B.—Statistics of Mission Institutions of all kinds (for both males and females), 1931-32.

| Province.    | Types of Missions.    | EXPENDITURE.           |                   |                  |                     |                     | Total.           |
|--------------|-----------------------|------------------------|-------------------|------------------|---------------------|---------------------|------------------|
|              |                       | From Government funds. | From Board funds. | From fees.       | From Mission funds. | From other sources. |                  |
| Madras       | <i>Christian.</i>     | Rs.                    | Rs.               | Rs.              | Rs.                 | Rs.                 | Rs.              |
|              | British . . . . .     | 10,86,101              | 15,262            | 8,30,356         | 14,60,490           | 77,301              | 34,68,610        |
|              | Non-British . . . . . | 18,54,207              | 7,253             | 12,55,536        | 30,05,007           | 2,75,387            | 63,97,390        |
|              | <i>Non-Christian.</i> |                        |                   |                  |                     |                     |                  |
|              | Hindu . . . . .       | 10,976                 | 1,560             | 1,412            | 13,385              | 1,043               | 28,376           |
|              | Moslem . . . . .      | 761                    | ..                | ..               | 966                 | ..                  | 1,727            |
|              | Others . . . . .      | 8,769                  | 1,620             | 4,319            | 9,326               | 402                 | 24,436           |
| <b>Total</b> |                       | <b>29,59,814</b>       | <b>25,695</b>     | <b>20,91,623</b> | <b>44,89,174</b>    | <b>8,54,133</b>     | <b>99,20,439</b> |
| Bombay       | <i>Christian.</i>     |                        |                   |                  |                     |                     |                  |
|              | British . . . . .     | 2,51,044               | 33,608            | 3,71,224         | 3,65,420            | 36,963              | 10,58,259        |
|              | Non-British . . . . . | 4,45,210               | 31,767            | 9,09,640         | 5,59,030            | 99,787              | 20,45,434        |
|              | <i>Non-Christian.</i> |                        |                   |                  |                     |                     |                  |
|              | Hindu . . . . .       | 23,922                 | 9,897             | 26,651           | 75,568              | 11,999              | 1,47,837         |
|              | Moslem . . . . .      | 1,307                  | 825               | 253              | 600                 | 899                 | 3,864            |
|              | Others . . . . .      | ..                     | ..                | ..               | ..                  | ..                  | ..               |
| <b>Total</b> |                       | <b>7,21,483</b>        | <b>75,897</b>     | <b>13,07,768</b> | <b>10,00,618</b>    | <b>1,49,648</b>     | <b>32,55,414</b> |



TABLE 3B.—*Statistics of Mission Institutions of all kinds (for both males and females), 1931-32—contd.*

| Province.              | Types of Missions.    | EXPENDITURE.                |                      |                  |                        |                        |                  |
|------------------------|-----------------------|-----------------------------|----------------------|------------------|------------------------|------------------------|------------------|
|                        |                       | From Govern-<br>ment funds. | From Board<br>funds. | From<br>fees.    | From Mission<br>funds. | From other<br>sources. | Total.           |
|                        |                       | Rs.                         | Rs.                  | Rs.              | Rs.                    | Rs.                    | Rs.              |
| Bengal                 | <i>Christian.</i>     |                             |                      |                  |                        |                        |                  |
|                        | British . . . . .     | 8,16,241                    | 54,120               | 17,28,664        | 5,92,119               | 5,40,504               | 7,29,648         |
|                        | Non-British . . . . . | 1,47,630                    | 14,499               | 3,37,971         | 1,55,750               | 85,944                 | 37,41,194        |
|                        | <i>Non-Christian.</i> |                             |                      |                  |                        |                        |                  |
|                        | Hindu . . . . .       | 3,109                       | 7,939                | 10,890           | 28,681                 | 607                    | 51,226           |
|                        | Moslem . . . . .      | 118                         | 55                   | 522              | 135                    | 656                    | 1,486            |
|                        | Others . . . . .      | 13,649                      | 4,994                | 6,841            | 45,025                 | 74,718                 | 1,45,227         |
|                        | <b>Total</b>          | <b>9,80,747</b>             | <b>81,607</b>        | <b>20,82,888</b> | <b>8,21,710</b>        | <b>7,01,829</b>        | <b>46,68,781</b> |
| United Provin-<br>ces. | <i>Christian.</i>     |                             |                      |                  |                        |                        |                  |
|                        | British . . . . .     | 5,67,622                    | 14,343               | 4,34,841         | 1,60,475               | 40,584                 | 12,17,865        |
|                        | Non-British . . . . . | 6,23,152                    | 18,108               | 5,64,395         | 4,86,455               | 72,543                 | 17,64,603        |
|                        | <i>Non-Christian.</i> |                             |                      |                  |                        |                        |                  |
|                        | Hindu . . . . .       | 2,77,137                    | 23,593               | 2,61,911         | 73,340                 | 20,130                 | 6,56,111         |
|                        | Moslem . . . . .      | ..                          | ..                   | ..               | ..                     | ..                     | ..               |
|                        | Others . . . . .      | ..                          | ..                   | ..               | ..                     | ..                     | ..               |
|                        | <b>Total</b>          | <b>14,67,911</b>            | <b>56,044</b>        | <b>12,61,147</b> | <b>7,20,270</b>        | <b>1,33,257</b>        | <b>36,88,629</b> |

Punjab

|              |             |                       |                 |                  |                  |                 |                  |
|--------------|-------------|-----------------------|-----------------|------------------|------------------|-----------------|------------------|
|              |             | <i>Christian.</i>     |                 |                  |                  |                 |                  |
| British      |             | 1,47,825              | 18,961          | 1,93,077         | 1,01,523         | 47,817          | 5,09,008         |
|              | Non-British | 4,30,849              | 61,237          | 4,24,917         | 3,50,938         | 8,50,338        | 16,18,279        |
|              |             | <i>Non-Christian.</i> |                 |                  |                  |                 |                  |
| Hindu        |             | 4,78,585              | 1,21,598        | 13,99,611        | 4,37,295         | 1,50,811        | 25,87,900        |
|              | Moslem      | 3,17,862              | 86,393          | 4,18,656         | 1,23,583         | 68,067          | 10,14,561        |
|              | Others      | 3,78,780              | 89,377          | 6,44,723         | 2,28,663         | 1,70,275        | 15,11,816        |
| <b>Total</b> |             | <b>17,53,701</b>      | <b>3,77,566</b> | <b>30,90,984</b> | <b>12,42,002</b> | <b>7,87,306</b> | <b>72,41,561</b> |

Burma

|              |             |                       |                 |              |                  |                  |                  |
|--------------|-------------|-----------------------|-----------------|--------------|------------------|------------------|------------------|
|              |             | <i>Christian.</i>     |                 |              |                  |                  |                  |
| British      |             | 2,81,038              | 21,202          | 1,000        | 4,05,107         | 2,57,986         | 9,66,333         |
|              | Non-British | 9,01,258              | 1,26,647        | 800          | 9,93,855         | 8,44,874         | 28,67,434        |
|              |             | <i>Non-Christian.</i> |                 |              |                  |                  |                  |
| Hindu        |             | ..                    | ..              | ..           | ..               | ..               | ..               |
|              | Moslem      | ..                    | ..              | ..           | ..               | ..               | ..               |
|              | Others      | ..                    | ..              | ..           | ..               | ..               | ..               |
| <b>Total</b> |             | <b>11,82,296</b>      | <b>1,47,849</b> | <b>1,800</b> | <b>13,98,962</b> | <b>11,02,860</b> | <b>38,33,787</b> |

Bihar and Orissa

|              |             |                       |               |                 |                 |               |                  |
|--------------|-------------|-----------------------|---------------|-----------------|-----------------|---------------|------------------|
|              |             | <i>Christian.</i>     |               |                 |                 |               |                  |
| British      |             | 1,65,811              | 30,831        | 2,06,749        | 1,32,004        | 51,638        | 5,86,838         |
|              | Non-British | 1,15,551              | 38,719        | 1,24,583        | 2,36,375        | 25,455        | 5,40,688         |
|              |             | <i>Non-Christian.</i> |               |                 |                 |               |                  |
| Hindu        |             | ..                    | 1,002         | 1,340           | 116             | 661           | 3,119            |
|              | Moslem      | ..                    | ..            | ..              | ..              | ..            | ..               |
|              | Others      | ..                    | ..            | ..              | ..              | ..            | ..               |
| <b>Total</b> |             | <b>2,81,362</b>       | <b>70,852</b> | <b>3,32,672</b> | <b>3,68,485</b> | <b>77,754</b> | <b>11,30,635</b> |

TABLE 3B.—Statistics of Mission Institutions of all kinds (for both males and females), 1931-32—contd.

| Province.                         | Types of Missions.    | EXPENDITURE.                |                      |                 |                        |                        |                 |
|-----------------------------------|-----------------------|-----------------------------|----------------------|-----------------|------------------------|------------------------|-----------------|
|                                   |                       | From Govern-<br>ment funds. | From Board<br>funds. | From fees.      | From Mission<br>funds. | From other<br>sources. | Total.          |
|                                   |                       | Rs.                         | Rs.                  | Rs.             | Rs.                    | Rs.                    | Rs.             |
| Central Provin-<br>ces and Berar. | <i>Christian.</i>     |                             |                      |                 |                        |                        |                 |
|                                   | British . . . . .     | 1,23,659                    | 4,235                | 1,80,314        | 2,13,412               | 6,219                  | 5,27,839        |
|                                   | Non-British . . . . . | 70,041                      | 5,071                | 53,073          | 2,54,098               | 9,215                  | 3,91,498        |
|                                   | <i>Non-Christian.</i> |                             |                      |                 |                        |                        |                 |
|                                   | Hindu . . . . .       | 1,318                       | 188                  | ..              | ..                     | 995                    | 2,501           |
|                                   | Moslem . . . . .      | ..                          | ..                   | ..              | ..                     | ..                     | ..              |
|                                   | Others . . . . .      | ..                          | ..                   | ..              | ..                     | ..                     | ..              |
|                                   | <b>Total</b>          | <b>1,95,018</b>             | <b>9,494</b>         | <b>2,33,387</b> | <b>4,67,510</b>        | <b>16,429</b>          | <b>9,21,838</b> |
| Assam . . . . .                   | <i>Christian.</i>     |                             |                      |                 |                        |                        |                 |
|                                   | British . . . . .     | 40,240                      | ..                   | 8,336           | 1,18,078               | 1,932                  | 1,69,686        |
|                                   | Non-British . . . . . | 30,383                      | 310                  | 5,869           | 1,60,052               | 11,349                 | 1,97,963        |
|                                   | <i>Non-Christian.</i> |                             |                      |                 |                        |                        |                 |
|                                   | Hindu . . . . .       | 15                          | ..                   | ..              | 208                    | ..                     | 233             |
|                                   | Moslem . . . . .      | ..                          | ..                   | ..              | ..                     | ..                     | ..              |
|                                   | Others . . . . .      | ..                          | ..                   | ..              | ..                     | ..                     | ..              |
|                                   | <b>Total</b>          | <b>70,638</b>               | <b>310</b>           | <b>14,705</b>   | <b>2,68,938</b>        | <b>13,381</b>          | <b>3,67,872</b> |

|                                       |                       |                 |               |                 |                 |               |                 |  |
|---------------------------------------|-----------------------|-----------------|---------------|-----------------|-----------------|---------------|-----------------|--|
| North-West<br>Frontier Pro-<br>vince. | <i>Christian.</i>     |                 |               |                 |                 |               |                 |  |
|                                       | British               | 69,276          | 6,371         | 38,698          | 22,230          | 9,098         | 1,45,668        |  |
|                                       | Non-British           | 1,728           | 1,030         | 410             | 3,319           | ..            | 6,477           |  |
|                                       | <i>Non-Christian.</i> |                 |               |                 |                 |               |                 |  |
|                                       | Hindu                 | 23,868          | 13,892        | 11,430          | 17,738          | 10,760        | 77,688          |  |
|                                       | Moslem                | ..              | ..            | ..              | ..              | ..            | ..              |  |
| Others                                | ..                    | ..              | ..            | ..              | ..              | ..            |                 |  |
|                                       | <b>Total</b>          | <b>94,872</b>   | <b>21,233</b> | <b>50,538</b>   | <b>43,287</b>   | <b>19,853</b> | <b>2,29,833</b> |  |
| Coorg                                 | <i>Christian.</i>     |                 |               |                 |                 |               |                 |  |
|                                       | British               | 8,570           | 1,668         | 2,955           | 5,216           | ..            | 18,507          |  |
|                                       | Non-British           | ..              | ..            | ..              | ..              | ..            | ..              |  |
|                                       | <i>Non-Christian.</i> |                 |               |                 |                 |               |                 |  |
|                                       | Hindu                 | ..              | ..            | ..              | ..              | ..            | ..              |  |
|                                       | Moslem                | ..              | ..            | ..              | ..              | ..            | ..              |  |
| Others                                | ..                    | ..              | ..            | ..              | ..              | ..            |                 |  |
|                                       | <b>Total</b>          | <b>8,570</b>    | <b>1,668</b>  | <b>2,955</b>    | <b>5,316</b>    | <b>..</b>     | <b>18,507</b>   |  |
| Delhi                                 | <i>Christian.</i>     |                 |               |                 |                 |               |                 |  |
|                                       | British               | 70,184          | 19,889        | 81,161          | 1,07,890        | ..            | 2,79,124        |  |
|                                       | Non-British           | 10,218          | 2,586         | 10,551          | 24,262          | ..            | 47,617          |  |
|                                       | <i>Non-Christian.</i> |                 |               |                 |                 |               |                 |  |
|                                       | Hindu                 | 28,876          | 12,793        | 19,398          | 18,701          | ..            | 77,768          |  |
|                                       | Moslem                | 300             | 4,286         | 673             | 1,535           | ..            | 6,794           |  |
| Others                                | ..                    | ..              | ..            | ..              | ..              | ..            |                 |  |
|                                       | <b>Total</b>          | <b>1,07,578</b> | <b>39,554</b> | <b>1,11,783</b> | <b>1,52,388</b> | <b>(a)</b>    | <b>4,11,303</b> |  |

(a) The expenditure from 'other sources' is included under Mission funds.

TABLE 3B.—Statistics of Mission Institutions of all kinds (for both males and females), 1931-32—conold.

| Province.     | Types of Missions.    | EXPENDITURE.                |                      |               |                        |                        | Total.          |
|---------------|-----------------------|-----------------------------|----------------------|---------------|------------------------|------------------------|-----------------|
|               |                       | From Govern-<br>ment funds. | From Board<br>funds. | From local.   | From Mission<br>funds. | From other<br>sources. |                 |
|               |                       | Rs.                         | Rs.                  | Rs.           | Rs.                    | Rs.                    | Rs.             |
| Ajmer-Merwara | <i>Christian.</i>     |                             |                      |               |                        |                        |                 |
|               | British               | 28,475                      | 3,638                | 23,695        | 45,429                 | 224                    | 99,461          |
|               | Non-British           | 5,419                       | 2,094                | 17,838        | 28,083                 | ..                     | 48,424          |
|               | <i>Non-Christian.</i> |                             |                      |               |                        |                        |                 |
|               | Hindu                 | 13,502                      | 4,265                | 21,566        | 11,653                 | ..                     | 50,986          |
|               | Moslem                | ..                          | 450                  | ..            | 2,650                  | ..                     | 3,100           |
| Others        | ..                    | ..                          | ..                   | ..            | ..                     | ..                     |                 |
|               | <b>Total</b>          | <b>45,396</b>               | <b>10,447</b>        | <b>63,099</b> | <b>82,815</b>          | <b>224</b>             | <b>2,01,971</b> |
| Baluchistan   | <i>Christian.</i>     |                             |                      |               |                        |                        |                 |
|               | British               | 2,149                       | 2,285                | 576           | 1,917                  | 672                    | 7,599           |
|               | Non-British           | 5,941                       | 5,241                | 20,617        | ..                     | 1,223                  | 33,022          |
|               | <i>Non-Christian.</i> |                             |                      |               |                        |                        |                 |
|               | Hindu                 | ..                          | ..                   | ..            | ..                     | ..                     | ..              |
|               | Moslem                | ..                          | ..                   | ..            | ..                     | ..                     | ..              |
| Others        | ..                    | ..                          | ..                   | ..            | ..                     | ..                     |                 |
|               | <b>Total</b>          | <b>8,090</b>                | <b>7,526</b>         | <b>21,193</b> | <b>1,917</b>           | <b>1,895</b>           | <b>40,621</b>   |

|  |                       |                    |                 |                    |                    |                  |                    |
|--|-----------------------|--------------------|-----------------|--------------------|--------------------|------------------|--------------------|
| Bangalore                                | <i>Christian.</i>     |                    |                 |                    |                    |                  |                    |
|  | British               | 63,998             | 1,080           | 1,15,573           | 61,038             | 27,806           | 2,69,395           |
|  | Non-British           | 1,57,844           | 2,318           | 1,51,457           | 1,11,124           | 20,980           | 4,44,503           |
|  | <i>Non-Christian.</i> |                    |                 |                    |                    |                  |                    |
|  | Hindu                 | 1,771              | ..              | 388                | 1,490              | ..               | 3,547              |
| Moslem                                   | ..                    | ..                 | ..              | ..                 | ..                 | ..               |                    |
| Others                                   | ..                    | ..                 | ..              | ..                 | ..                 | ..               |                    |
|  | <b>Total</b>          | <b>2,23,513</b>    | <b>2,398</b>    | <b>2,67,316</b>    | <b>1,74,452</b>    | <b>48,786</b>    | <b>7,17,445</b>    |
| Other Adminis-<br>tered Areas.<br>(2008) | <i>Christian.</i>     |                    |                 |                    |                    |                  |                    |
|  | British               | 31,859             | 501             | 46,107             | 31,432             | 22,302           | 1,32,201           |
|  | Non-British           | 30,898             | 1,647           | 45,632             | 21,358             | 70,119           | 1,69,454           |
|  | <i>Non-Christian.</i> |                    |                 |                    |                    |                  |                    |
|  | Hindu                 | ..                 | ..              | ..                 | ..                 | ..               | ..                 |
| Moslem                                   | ..                    | ..                 | ..              | ..                 | ..                 | ..               |                    |
| Others                                   | ..                    | ..                 | ..              | ..                 | ..                 | ..               |                    |
|  | <b>Total</b>          | <b>62,757</b>      | <b>2,148</b>    | <b>91,739</b>      | <b>52,790</b>      | <b>92,42</b>     | <b>3,01,655</b>    |
| British India                            | <i>Christian.</i>     |                    |                 |                    |                    |                  |                    |
|  | British               | 37,42,222          | 2,26,126        | 42,58,871          | 38,19,164          | 11,21,041        | 1,31,67,424        |
|  | Non-British           | 48,38,899          | 2,20,183        | 39,26,234          | 63,80,822          | 18,66,594        | 1,73,32,732        |
|  | <i>Non-Christian.</i> |                    |                 |                    |                    |                  |                    |
|  | Hindu                 | 8,61,079           | 1,96,527        | 17,54,495          | 6,78,175           | 1,97,006         | 36,87,282          |
| Moslem                                   | 3,20,348              | 92,009             | 4,20,104        | 1,29,469           | 69,622             | 10,31,552        |                    |
| Others                                   | 4,01,198              | 5,091              | 6,55,883        | 2,83,014           | 2,45,395           | 16,81,481        |                    |
|  | <b>Total</b>          | <b>1,01,83,746</b> | <b>9,30,836</b> | <b>1,10,15,587</b> | <b>1,12,90,644</b> | <b>34,99,653</b> | <b>3,69,00,471</b> |

## APPENDIX II.

## Definitions of terms used in educational reports in India.

*Departments of Public Instruction.*

*Departments of Public Instruction* are Government bodies constituted in each province to control the inspecting, teaching and clerical staff of Government educational institutions and are generally responsible for the recognition of educational institutions, the right allotment of grants and for the enforcement of educational rules and regulations. The heads of these departments are named Directors of Public Instruction. But in Delhi and Baluchistan, they are called Superintendents of Education. They are experienced educational officers who tender detailed professional advice on matters of educational policy and administration and act as advisers to their education ministers or their local Governments.

*Local bodies.*

*Municipalities.*—Councils of persons assembled as a committee to decide on matters pertaining to a corporation or city, subject to the general powers of supervision and recognition exercised by local Governments.

*District or local boards.*—Councils of persons assembled as committees to decide on matters pertaining to a district excluding areas under municipal, small town and notified area committees and cantonment boards, subject to the general powers of supervision and recognition exercised by local Governments.

*Taluk boards.*—Councils of persons or committees formed to decide on matters affecting an assemblage of villages, subject to the general powers of supervision exercised by local Governments.

*Cantonment boards or committees.*—Councils of persons or committees formed to decide matters affecting cantonments.

*Panchayats.*—Councils of persons assembled as juries or courts of arbitration or as committees to decide on matters affecting a village or a small group of villages, or community or body. In Bihar and Orissa, panchayats are purely judicial bodies.

*Unions.*—Networks of schools controlled by local bodies the cost of which is shared equally by Government and local bodies. In Bengal and Bihar and Orissa, the word "union" usually implies a panchayati union or a group of villages or a local area administered by a union board or committee (in the matter of roads, communication, sanitation, education, etc.), under the supervision of the district authorities.

*Notified area committees.*—Smaller councils of persons constituted to decide on matters pertaining to a town or a separate portion of a corporation or a city.

*Small town committees.*—Councils of persons which deal with matters pertaining to small towns or large villages.

*Compulsory areas.*—Localities in which attendance in school, between certain ages, is obligatory by law.

*Public funds.*

*Central revenues* means such portion of the revenue of British India as is not allocated to local Governments.

*Provincial funds.*—Funds maintained out of provincial revenues and controlled and administered by local Governments.

*Municipal and District or Local Board funds.*—Funds maintained out of municipal and district or local board receipts and administered by municipalities and district or local boards, subject to the general powers of superintendence and recognition exercised by Government. In Baluchistan, district board funds are semi-Government funds and are administered by Political Agents.

### Universities.

**Affiliating university.**—An affiliating university, as the term is used in this country, is a university which affiliates to itself or associates with itself in a *quasi* subordinate capacity such colleges—not necessarily all in the same place—as make provision for the instruction of students, the general course and quality of the instruction given as well as other conditions, for instance, of residence and discipline, being usually laid down in the bye-laws or regulations of the university. In this type of university each college is in itself an embryo university except that considerable external control, specially over courses and standards of instruction, exists and is vested in the university to which the college is affiliated, the extent and degree of this control being laid down in the university Act, its statutes, ordinances and regulations. The internal control vests entirely in the college authorities. An “affiliating” university may be looked upon as a university of federal colleges, each college being subordinate to and subject to the rules of the federation.

**Teaching university.**—A “teaching” university is one in which some or all of the teaching is not only controlled but also conducted by persons appointed by the university.

**Unitary university.**—A “unitary” university is one, usually localised in a single centre, in which the whole of the teaching is conducted by university teachers appointed by the university authorities. It is always a teaching university, though every teaching university is not a unitary university.

### Colleges.

**English Arts Colleges.**—Institutions which provide instruction in the university courses in arts and science through the medium of English and are affiliated to universities.

**Intermediate Colleges.**—An intermediate college means an institution preparing students for admission to the degree courses of a university or for entrance into professional colleges.

**Oriental Arts Colleges.**—Institutions in which students study a course in one of the higher branches of oriental learning in preparation for examinations in oriental subjects recognised by the Department.

**Professional Colleges** for law, medicine, engineering, teaching (education), agriculture, commerce, forestry and veterinary science are colleges or departments of colleges where students read for degrees or diplomas in these subjects.

### Schools.

**Secondary schools** are those whose main object is to afford a higher general education. They include (a) anglo-vernacular high and middle schools and the primary departments attached to such schools, and (b) vernacular middle schools and the primary departments attached to such schools and also (c) vernacular high schools in Burma.

**High schools** are those of preparation for the university.

**Middle schools** are of two kinds—middle English and middle vernacular. The former are, with few exceptions, potential high schools. The middle English school is a transition stage between a primary or middle vernacular school and a high school. It follows the same course of study as the middle department of a high school and it aims at preparing students for matriculation. In Madras, middle vernacular schools are called higher elementary schools, because their aim is the completion of an elementary education and not to be a midway house between high and primary education. In Bombay, the middle vernacular school is classed as a primary school, apparently on the ground that it uses the vernacular medium and does not as a rule provide teaching in English. In other provinces, the vernacular middle school has a character of its own, though its importance varies according to the interest and value attached to it by Government. In the Punjab, there is also a third kind of middle schools, *viz.*, middle vernacular schools with optional English, in which English is taught as an optional subject, and if a student passes in English besides vernacular subjects he is eligible for admission to a high school.

**Primary schools** include (a) schools teaching the full primary course prescribed by the Department, (b) preparatory schools teaching less than the full primary course, and (c)



recognised maktabs and pathshalas and other denominational schools for special classes, which teach a secular curriculum prescribed by the Department. In Madras, primary schools are called elementary schools.

### *Special schools.*

*Special schools* are schools or classes in which the students undergo a course of special, professional or technical training.

*Training school* means an institution, or a school attached to a vernacular school, for the training of teachers for work in primary or secondary schools.

*Normal school* means an institution for the training of teachers for vernacular work in schools.

*Model school* means a practising school attached to an institution for training masters or mistresses.

*Training classes* means classes attached to boys' or girls' schools for the training of teachers in boys' or girls' schools.

*Law schools.*—Special schools or schools attached to educational institutions for the training of students for the legal profession.

*Medical schools.*—Institutions for the training of students for the medical profession.

*Art schools* are, with a few exceptions, industrial craft schools with very little provision for the teaching of fine arts such as drawing and painting.

*Technical and Industrial schools.*—Institutions intended primarily to provide for the children of artisans some training in their hereditary occupations combined with a minimum of general education.

*Agricultural schools.*—Institutions which provide a course of training for students who are desirous of turning their instruction to practical account in private farming or estate management, and a course of agricultural training suitable for the sons of tenants or small semindars.

*Commercial schools.*—Institutions or departments of schools, which provide for special courses designed to prepare students for commercial careers or for further instruction in special institutions.

*Engineering and Surveying schools.*—Institutions, departments and classes which prepare students for degrees or diplomas and for the higher ranks of the profession down to classes and courses for artisans and apprentices in railway workshops.

*Post-matric clerical classes.*—Classes attached to intermediate colleges or high schools, which provide a special course designed to prepare students for clerical work in Government and other offices.

*Adults schools.*—Organised institutions for providing facilities for the education of grown-ups especially in rural areas in order to break down illiteracy of the masses.

*Defective schools.*—Institutions which provide instruction in the three R's. and some practical training for defectives, such as basket-making, mat-weaving and music for the blind and tailoring and carpentry for the deaf-mutes.

'*Other schools*' are recognised or unrecognised schools such as madrassahs, maktabs, tols, pathshalas, patwari schools, pali schools, etc.

### *Unaided recognised schools.*

*Madrassah* is an oriental educational institution especially devoted to the study of Arabic and Persian.

*Maktab* is a primary school for Muslims in which religious instruction, in addition to secular instruction, is given.

*Tols.*—Institutions devoted to the higher study of Sanskrit in which the traditional methods of study are tempered in varying degrees by modern methods of research.!

*Pathshalas.*—Educational institutions of the old indigenous systems of learning in the country. But in Bihar and Orissa, these are primary schools in which the departmental curriculum in reading, writing and arithmetic is taught in addition to Sanskrit.

*Kyaungs.*—Monastic schools in Burma.

## APPENDIX III.

## List of Educational Journals published in India.

| Name of journal.   | Language in which published. | Periodicity.  | Place of publication. | Price.            |
|--|------------------------------|---------------|-----------------------|-------------------|
| <b>MADRAS.</b>   |                              |               |                       |                   |
| Journal of the Madras University.                            | English ..                   | Quarterly ..  | Madras ..             | Rs. 2 yearly.     |
| Educational Review ..  | Do. ..                       | Monthly ..    | Do. ..                | Rs. 5 do.         |
| South Indian Teacher ..                                      | Do. ..                       | Do. ..        | Do. ..                | Rs. 3 do.         |
| Indian Educator .. ..  | Do. ..                       | Do. ..        | Madura ..             | Rs. 2 do.         |
| Vyayam .. .. .   | Do. ..                       | Quarterly ..  | Madras ..             | Rs. 2 do.         |
| Journal of the Madras Geographical Association.              | Do. ..                       | Do. ..        | Do. ..                | Rs. 8 do.         |
| Journal of the Indian Mathematical Society.                  | Do. ..                       | Bi-monthly .. | Do. ..                | Rs. 9 do.         |
| Journal of the Indian Botanical Society.                     | Do. ..                       | Quarterly ..  | Do. ..                | Rs. 15 do.        |
| Annamalainagar Miscellany ..                                 | Do. ..                       | Do. ..        | Chidambaram           | ..                |
| Catholic Educational Review                                  | Do. ..                       | Do. ..        | Mangalore ..          | Rs. 3 yearly.     |
| Madras Agricultural Journal                                  | Do. ..                       | Monthly ..    | Coimbatore            | As. 6 each issue. |
| The Student .. ..  | Do. ..                       | Do. ..        | Chingleput ..         | Rs. 2 yearly.     |
| Indian Girl Guide News Sheet                                 | Do. ..                       | Do. ..        | Madras ..             | Rs. 2 do.         |
| The Scholar .. ..  | Do. ..                       | Do. ..        | Palghat ..            | As. 4 each issue. |
| <b>BOMBAY.</b>   |                              |               |                       |                   |
| Teaching .. .. .   | English ..                   | Quarterly ..  | Bombay ..             | Rs. 2-8           |
| The Progress of Education ..                                 | Do. ..                       | Monthly ..    | Poona ..              | Rs. 6-9           |
| Gujarat Shala Patra (or Gujarat School Paper).               | Gujarati ..                  | Do. ..        | Ahmedabad             | Rs. 1-8           |
| Kannada Prathamik Shikshana (or Kanarese Primary Education). | Kanarese ..                  | Do. ..        | Dharwar ..            | Rs. 1-8           |
| Prathamik Shikshan (or Primary Education).                   | Marathi ..                   | Monthly ..    | Poona ..              | Rs. 1-8           |

| Name of journal.  | Language in which published. | Periodicity. | Place of publication. | Price.                   |
|---|------------------------------|--------------|-----------------------|--------------------------|
| <b>BOMBAY—contd.</b>  |                              |              |                       |                          |
| Akhbar-i-Talim (Sind School Magazine—s Magazine for Primary School teachers). | Sindhi ..                    | Monthly ..   | Hyderabad             | Rs. 2-8                  |
| Mulla Magazine .. ..  | Do. ..                       | Do. ..       | Do. ..                | ..                       |
| Kelvani Prakash. (Light on Education).  | Gujarati ..                  | Quarterly .. | Surat ..              | Rs. 0-8-0                |
| Nava Shikshak (The New Teacher).  | Marathi ..                   | Monthly ..   | Ahmednagar            | Rs. 1-8-0                |
| Shikshak (The Teacher) ..   | Do. ..                       | Do. ..       | Poona ..              | Rs. 2-0-0                |
| <b>BENGAL.</b>  |                              |              |                       |                          |
| Calcutta Review .. ..   | English ..                   | Monthly ..   | Calcutta ..           | Rs. 1 each.              |
| Visva Bhareti Quarterly ..  | Do. ..                       | Quarterly .. | Birbhum ..            | Rs. 6 p. a.              |
| Indian Educational Journal ..   | Do. ..                       | Monthly ..   | Calcutta ..           | 4 annas each.            |
| Sisu Sathi .. ..  | Bengali ..                   | Do. ..       | Do. ..                | 2 annas 6 pies each.     |
| Mukul .. ..   | Do. ..                       | Do. ..       | Do. ..                | 3 annas each.            |
| Yadughar .. ..  | Do. ..                       | Do. ..       | Do. ..                | 3 annas 6 pies per copy. |
| Vrati Balak .. ..   | Do. ..                       | Do. ..       | Birbhum ..            | 1 anna 6 pies per copy.  |
| Chhatra Sakha .. ..   | Do. ..                       | Do. ..       | Calcutta ..           | 1 anna 6 pies per copy.  |
| Nava Alok .. ..   | Do. ..                       | Do. ..       | Do. ..                | 1 anna 6 pies per copy.  |
| Maktab .. ..  | Do. ..                       | Do. ..       | Do. ..                | 4 annas per copy.        |
| Arun .. ..  | Do. ..                       | Do. ..       | Rangpur ..            | 2 annas 6 pies per copy. |
| Rajbhog .. ..   | Do. ..                       | Do. ..       | Dacca ..              | 2 annas.                 |
| Varshik Sisu Sathi .. ..  | Do. ..                       | Yearly ..    | Calcutta ..           | Rs. 1-8-0.               |
| Chhotoder Varshiki .. ..  | Do. ..                       | Do. ..       | Do. ..                | Rs. 1-4-0.               |
| <b>UNITED PROVINCES.</b>  |                              |              |                       |                          |
| Educational Gazette .. ..   | Urdu and Hindi.              | Monthly ..   | Allahabad ..          | Rs. 1-12 p.a.            |
| Education .. ..   | English ..                   | Do. ..       | Do. ..                | Rs. 3 p.a.               |
| U. P. Education .. ..   | Do. ..                       | Two-monthly  | Bulandshahr           | Rs. 3 p.a.               |
| Aligarh Conference Gazette ..   | Urdu ..                      | Fortnightly  | Aligarh ..            | Rs. 2-8 p.a.             |

| Name of journal.                        | Language in which published. | Periodicity.                               | Place of publication.   | Price.                                     |
|---|------------------------------|--|-------------------------|--|
| <b>PUNJAB.</b>                          |                              |  |                         |  |
| Punjab Educational Journal              | English ..                   | Monthly ..                                 | Lahore ..               | Rs. 6 p.a.                                 |
| Rafiq-ut-Talim .. ..                    | Urdu ..                      | Do. ..                                     | Do. ..                  | Rs. 3 p.a.                                 |
| Rahnuma-i-Talim .. ..                   | Do. ..                       | Do. ..                                     | Do. ..                  | Do.  |
| Educational Gazette, Jullundur          | Do. ..                       | Do. ..                                     | Jullundur City.         | Rs. 4 p.a.                                 |
| The Village Teacher's Journal, Moga.    | English ..                   | Do. ..                                     | Moga ..                 | Rs. 2 8 p.a.                               |
| <b>BURMA.</b>                           |                              |  |                         |  |
| The Burma Educational Journal.          | Burmese ..                   | Monthly ..                                 | Rangoon ..              | Rs. 3-2 p.a.                               |
| The Burma Teachers' Magazine.           | Do. ..                       | Quarterly ..                               | Do. ..                  | 8 annas p.a.                               |
| Teachers' Friend .. ..                  | English ...                  | Do. ..                                     | Mandalay                | Rs. 2-0 p.a.                               |
| The National Educationist ..            | English and Burmese.         | Monthly ..                                 | Rangoon ..              | Rs. 5 p.a.                                 |
| <b>BIHAR AND ORISSA.</b>                |                              |  |                         |  |
| The Bihar and Orissa Teachers' Journal. | English ..                   | Quarterly ..                               | Bhagalpur ..            | Rs. 3 p.a.                                 |
| Shiksha Sewak .. ..                     | Hindi ..                     | Do. ..                                     | Patna Training School.  | Rs. 2 p.a.                                 |
| The Pathfinder .. ..                    | English ..                   | Do. ..                                     | Patna Training College. | Rs. 2 p.a.                                 |
| <b>CENTRAL PROVINCES.</b>               |                              |  |                         |  |
| Spence Training College Annual          | English ..                   | Yearly ..                                  | Jubbulpore ..           | Annas 8 for students.<br>Re. 1 for others. |
| Berar School Paper .. ..                | Marathi ..                   | Monthly ..                                 | Amraoti ..              | Rs. 2-8.                                   |
| <b>ASSAM.</b>                           |                              |  |                         |  |
| Cotton College Magazine ..              | English and Assamese.        | Thrice a year<br>—Sep., Dec.<br>and March. | Gauhati ..              | ..   |
| The Murarichand College Magazine.       | English and Bengali.         | Quarterly ...                              | Sylhet ..               | Rs. 2.                                     |

| Name of journal.                         | Language in which published. | Periodicity.     | Place of publication. | Price.       |
|--|------------------------------|------------------|-----------------------|--------------|
| <b>ASSAM—contd.</b>                      |                              |                  |                       |              |
| Biksha Sevak .. .. .                     | Bengali ..                   | Quarterly ..     | Silchar ..            | Rs. 1-8.     |
| Probhat (Jorhat Normal School Magazine). | Assamese ..                  | Do. ..           | Jorhat ..             | Rs. 1-8.     |
| Jauti (Jorhat High School Magazine).     | Assamese and English.        | Do. ..           | Do. ..                | Rs. 1-6.     |
| Habiganj High School Magazine.           | Bengali ..                   | Do. ..           | Habiganj ..           | Rs. 1-4.     |
| Tarun .. .. .                            | Assamese and English.        | Do. ..           | Dibrugarh ..          | Rs. 1-4.     |
| Galpa Series .. .. .                     | Assamese ..                  | Monthly ..       | Jorhat ..             | Rs. 2-4.     |
| <b>NORTH-WEST FRONTIER PROVINCE.</b>     |                              |                  |                       |              |
| Subh-i-Ummid .. .. .                     | Urdu ..                      | Monthly ..       | Dera Ismail Khan.     | Rs. 2 p.a.   |
| Khyber Magazine .. .. .                  | English ..                   | Quarterly ..     | Peshawar ..           | Rs. 2 p.a.   |
| The Sindhu .. .. .                       | Urdu ..                      | Every 2nd month. | Dera Ismail Khan.     | Rs. 2 p.a.   |
| <b>COORG.</b>                            |                              |                  |                       |              |
| Sharada .. .. .                          | Kanarese ..                  | Quarterly ..     | Mencara ..            | Rs. 1-8.     |
| <b>DELHI.</b>                            |                              |                  |                       |              |
| Jano .. .. .                             | Urdu ..                      | Monthly ..       | Delhi ..              | Rs. 5 p.a.   |
| Payam-i-Talim .. .. .                    | Do. ..                       | Fortnightly      | Do. ..                | Rs. 1-8 p.a. |
| Children's News .. .. .                  | Do. ..                       | Monthly ..       | Do. ..                | Rs. 1 p.a.   |