

STATISTICAL ABSTRACT

INDIA

1984

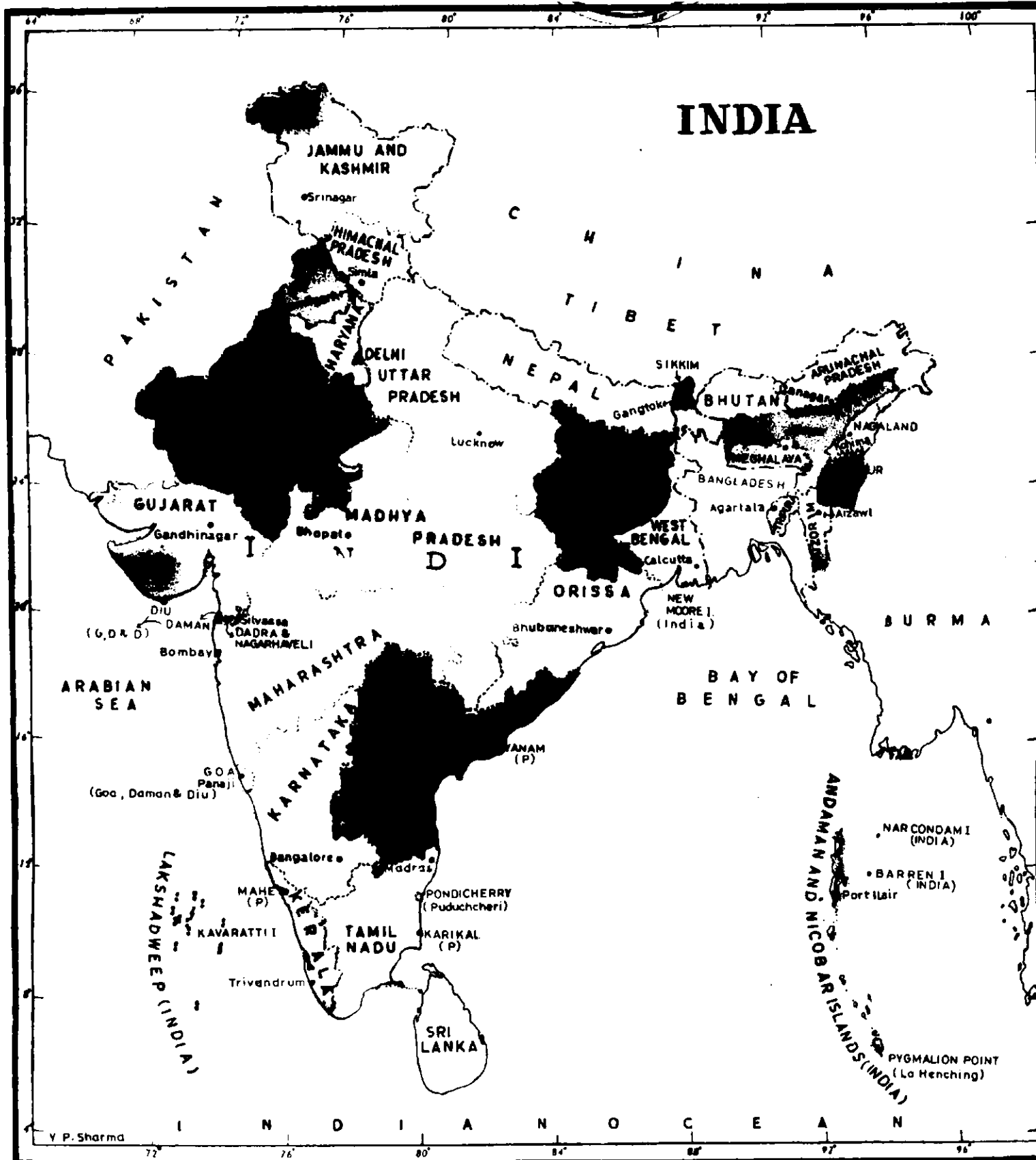
New Series

No. 27

Issued by

**CENTRAL STATISTICAL ORGANISATION
DEPARTMENT OF STATISTICS
MINISTRY OF PLANNING
GOVERNMENT OF INDIA**

Price: (India) Rs. 253-50 (Foreign) £ 29-56 or 91 \$ 26.00



Based upon Survey of India map with the permission of the Surveyor General of India

C. S. O. NO /4-85.

The boundary of Meghalaya shown on this map is as interpreted from the North-Eastern Areas (Reorganisation) Act, 1971, but has yet to be verified.

© Government of India copyright 1971

The territorial waters of India extend into the sea to a distance of twelve nautical miles measured from the appropriate base line

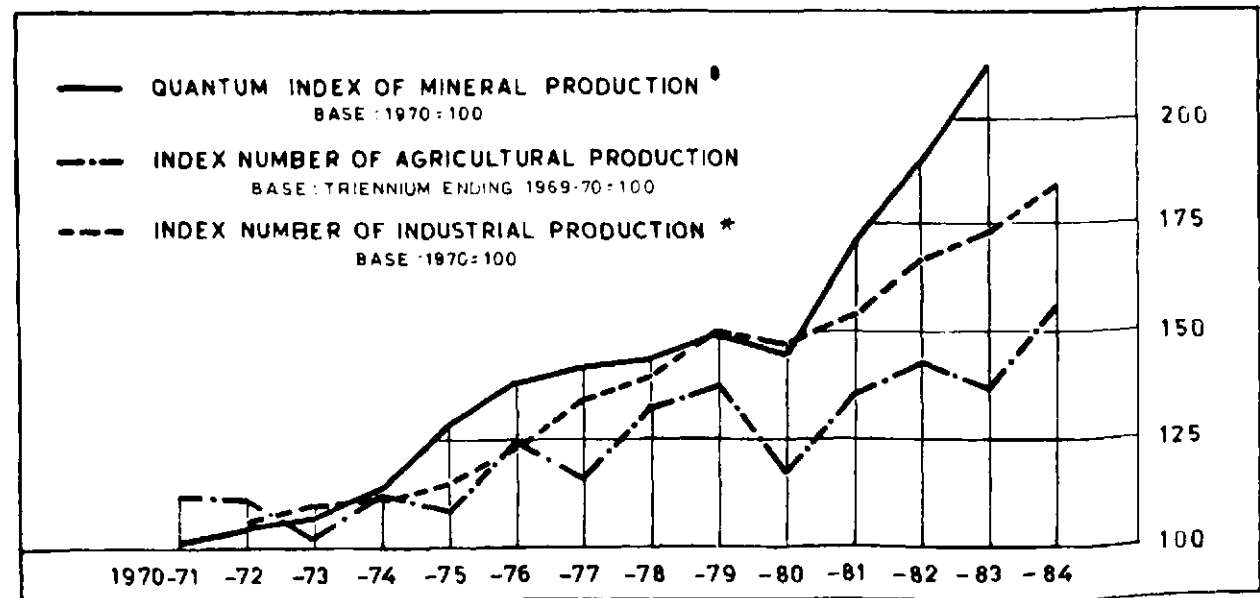
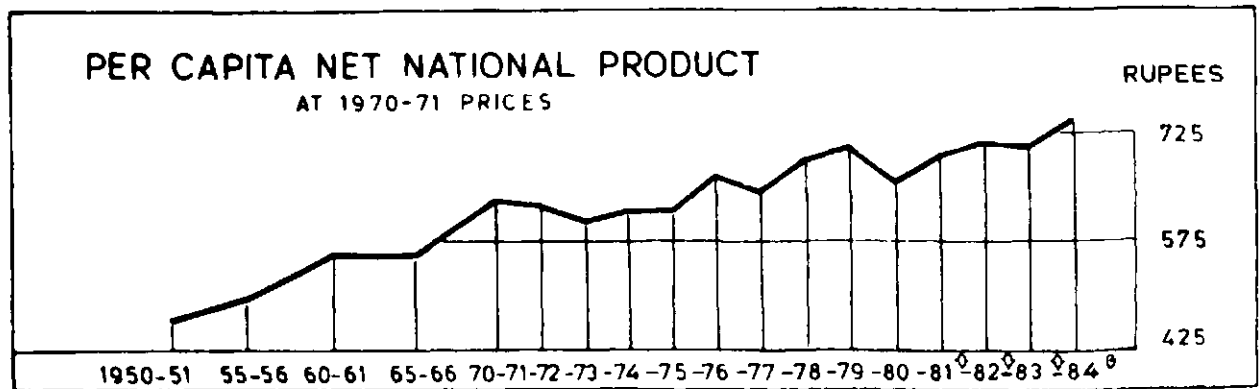
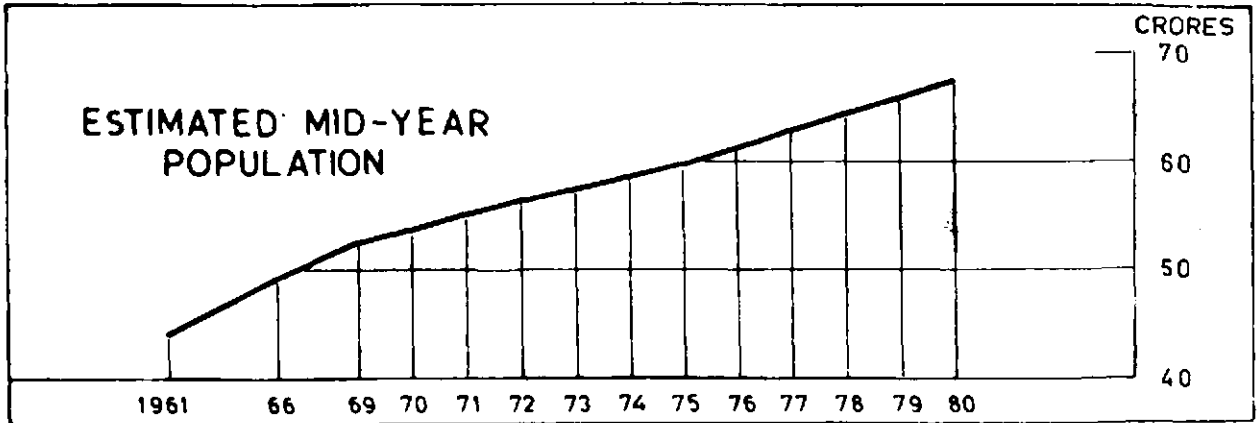
The administrative headquarters of Chandigarh, Haryana and Punjab are at Chandigarh.

Responsibility for the correctness of the internal details rests with the publisher.

The following symbols have been used in the Abstract :

- .. Not available**
- Nil or negligible**
- (P) Provisional**

SELECTED ECONOMIC INDICATORS



^o QUICK ESTIMATES

^o DATA AGAINST THE YEAR 1970-71 INDICATES DATA FOR THE YEAR 1971 AND SO ON

* DATA AGAINST THE YEAR 1972-73 RELATE TO CALENDAR YEAR 1972 AND AGAINST 1973-74 RELATE TO CALENDAR YEAR 1973

◇ PROVISIONAL

CONTENTS

1. AREA AND POPULATION

Table	PAGE
1 Area and population by states	3
2 Area and population by districts	4
3 Number and population of towns and villages (by classes)	13
4 Population of cities	15
5 Decennial growth of population (1901—81)	21
6 Density-wise distribution of population and area	23
7 Ranks of states and union territories by population and area	24
8 Economic classification of the population	25
9 Expectation of life	28
10 Population by major religious communities	29
11 Population of scheduled castes and scheduled tribes	31
12 Estimated mid-year population	33

2. RAINFALL

13A Monthly and annual rainfall—1982 (by meteorological sub-divisions)	36
13B Monthly and annual rainfall—1983 (by meteorological sub-divisions)	39
14 Annual rainfall—by meteorological sub-divisions	42

3. AGRICULTURE

15 Pattern of land utilisation	47
16 Area under principal crops	49
17 Production of principal crops	52
18 Average yield of principal crops	55
19 Index number of Agricultural production	58
20 Agricultural implements and machinery	59

4. LIVESTOCK AND FISHERIES

21 Livestock and poultry	61
22 Cattle and buffaloes used for work only	62
23 Production of milk	63
24 Production of raw wool	64
25 Fish catch and landings—by group of species	65
26 Disposition of fish catch	65

5. FOREST

27 Classification of total forest area	67
28 Output of forest produce	69
29 Revenue from and expenditure on forest	71
30 Protection of forest	72
31 Progress of forest regeneration and afforestation	73

6. SERICULTURE

32 Production of raw silk and silk yarn	75
32A Export of Silk goods and silk waste	76

7. IRRIGATION

33 Net area under irrigation—by sources	78
34 Gross area under irrigation—by crops	79

8. MINING

35 Number of Mines in India	81
36 Production of minerals and ores	88
37 Index of mineral production (quantum index)	97

9. INDUSTRY

38 Annual survey of industries—Census Sector, statewise	101
39 Annual survey of industries—Census Sector, by industries	104

CONTENTS—contd.

Table	PAGE
40 Mill production of cotton yarn	108
41 Production of cotton cloth—by categories	109
42 Production of man-made fibre fabrics	111
43 Production of selected industries	112
44 Index number of industrial production	134
10. POWER	
45 Electricity—capacity, generation and consumption	140
46 Electricity sold to ultimate consumers	142
47 Number of towns and villages electrified in India	144
11. BANKS	
48 Liabilities and assets of the Reserve Bank of India	146
49 Liabilities and assets of different classes of banks	147
50 Cheque clearances—by centres	149
51 Cash deposit ratio—by class of banks	150
52 Industrial Finance Corporation	150
53 State Financial Corporations	151
54 Industrial Development Bank of India	152
55 Industrial Credit and Investment Corporation of India	152
12. CO-OPERATIVE SOCIETIES	
56 Number and membership—all types	154
57 Number, membership and financial position of state co-operative banks	155
58 Number, membership and financial position of central co-operative banks	156
59 Number, membership and financial position of primary credit societies	157
60 Number, membership and financial position of grain banks	160
61 Membership and financial position of central land development banks	161
62 Number, membership and financial position of primary land development banks	162
63 Number, membership and financial position of primary non-credit societies	163
13. JOINT STOCK COMPANIES	
64 Joint stock companies at work	165
65 Joint stock companies newly registered	168
66 Joint stock companies liquidated	173
14. INSURANCE	
67 Summary of life insurance revenue account of the Life Insurance Corporation of India	179
68 Liabilities and assets of the Life Insurance Corporation of India	180
69 New life insurance business by Indian Insurers and total life insurance business in force	182
70 Post-Office Life Insurance Fund Account	183
71 Postal life insurance policies issued	184
72 Particulars relating to premium derived from fire, marine and miscellaneous insurance of Indian Insurers	185
15. TRADE	
73 Foreign trade—Value of total trade in merchandise and treasure	192
74 —By sections, divisions and groups	193
75 —Value of imports of merchandise into India by principal countries of consignment	230
76 —Value of exports of merchandise (Indian produce and manufactures) from India by principal countries of destination	233
77 —Value of re-exports of merchandise from India by principal countries of destination	236
78 —Overall balance of trade	238
79 —Summary of the value of merchandise trade by currency area and by economic regions (old and revised classification)	238
80 —Quantity and value of imports of principal articles of foreign merchandise	241
81 —Quantity and value of exports of principal articles of Indian produce and manufactures	243
82 —Index numbers of imports of unit values and of quantum of imports	245
83 —Index numbers of exports of unit values and of quantum of exports	246
84 Coasting trade—Total value of coasting trade	247
85 Coasting trade—Total value of merchandise (Indian and Foreign) and treasure imported into and exported from the several maritime blocks (revised classification)	248
Inland trade—Movement of certain principal articles by rail and river between the States and chief port towns	254

CONTENTS—Contd.

Table	PAGE
16. BALANCE OF PAYMENTS	
87 Overall balance of payments	260
88 Regional balance of payments—current account	263
89 External assistance—authorisation and utilization	269
17. RAILWAYS	
90 Railway statistics—summary	274
91 Passengers and goods carried and earnings derived therefrom by railways	278
92 Capital at charge, earnings and expenses of railways	279
93 Financial results of Government railways	280
94 Revenue account of the railways in respect of which Government is financially responsible	281
95 Details of gross traffic earnings	282
96 Number of persons killed and injured (According to nature of accidents)	283
18. MOTOR VEHICLES	
97 Number of motor vehicles registered in India	286
98 Revenue from road transport (State and Central)	287
99 Number of motor vehicles plying on inter-State routes with regular permits	289
100 Working of state transport undertakings	290
19. ROADS	
101 Length of highways by authorities	292
102 Length of urban roads by authorities	294
103 Length of project roads by authorities	295
104 Length of national and state highways by width	296
105 Central and State Govt. owned roads making machinery	297
106 Central and State Govt. expenditure on roads	297
20. SHIPPING	
107 Strength of Indian merchant shipping fleet	299
108 Share of Indian shipping in the carriage of overseas cargo passing through Indian ports	300
109 Vessels entered and cleared	301
110 Number and tonnage of vessels which entered Indian ports by nationalities	305
111 Number and tonnage of vessels which cleared from Indian ports by nationalities	306
112 Tonnage of vessels which entered and cleared in ballast at Indian ports in coastal trade by nationalities	307
113 Tonnage of vessels which entered and cleared with cargo at Indian ports in coastal trade by nationalities	309
114 Total shipping in the foreign and coastal trade at principal ports—summary	311
115 Gross weight of cargo handled at major ports	315
21. CIVIL AVIATION	
116 Indian scheduled operations (domestic/international services)	318
117 Indian non-scheduled operations	319
22. TOURISM	
118 Number of foreign tourists to India	321
23. POSTS & TELEGRAPHS	
119 General statistics of post offices	324
120 Estimated number of postcards, letters, newspapers, parcels & packets	325
121 Number of post offices, letter boxes and postal articles (excluding money orders)	326
122 Total number and amount of money orders	327
123 Number of post office savings banks, depositors and amount of deposits	328
124 Receipts and charges of the post offices	329
125 Post office capital account expenditure	330
126 Telegraph lines—summary	330
127 Telephone lines—summary	331
128 Telephone offices—summary	331
129 Telegraph statistics	332
130 Telegraph statistics—offices	334
131 Radio telegrams	335
132 Capital, revenue and working expenses of the Telegraph Deptt	336
133 General results of the Posts and Telegraphs Department	337

CONTENTS—*contd.*

Table		PAGE
	24. LABOUR	
✓ 134	Estimated employment in the public and private sectors	342
135	Employment in railways	343
136	Factory employment	344
137	Employment in factories—Adults, adolescents and children according to sex	372
138	Estimated average daily employment in Working factories using power	373
139	Estimated employment in generation, transmission and distribution of electric energy	374
140	Employment in mines	375
141	Employment in plantations	377
142	Employment in shops and commercial establishments	378
	Number of applicants on live register of employment exchanges	379
	Number of applicants placed in employment through employment exchanges	382
145	Total earnings of factory workers in India	384
146	Average per capita annual earnings of factory workers	385
147	Average per capita annual earnings of factory employees—by industries	386
148	Wages and earnings of mining labour	389
149	Industrial injuries in factories	390
150	Industrial injuries in mines—by minerals	391
151	Industrial disputes	392
152	Industrial disputes—by causes	393
153	Workmen's compensation	393
154	Labour trainings	394
155	Employment in insurance	395
156	Employment in banks	395
157	Employment in ports	396
	25. TRADE UNIONS	
158	Number, membership income, expenditure and funds of registered trade unions	398
159	Number of registered trade unions	399
160	Number of workers' and employers' unions submitting returns and their membership—by industries	400
161	General funds of registered trade unions	406
	26. PRICES	
162	Index number of wholesale prices in India—Revised Series	412
163	Consumer price index number for industrial workers	414
164	Consumer price index number for urban non-manual employees	420
165	Consumer price index number for agricultural labourers	421
166	Index number of security prices—All India	422
167	Spot prices of gold and silver at Bombay	423
	27. NATIONAL PRODUCT	
168	National product at factor cost (at current prices)	425
169	National product at factor cost (at 1970-71 prices)	425
170	Net domestic product at factor cost by industry of origin (at current prices)	426
171	Net domestic product at factor cost by industry of origin (at 1970-71 prices)	427
172	Private Final Consumption expenditure in domestic market (at current prices)	428
173	Private Final Consumption expenditure in domestic market (at 1970-71 prices)	428
174	Domestic saving (at current prices)	429
175	Domestic capital formation by type of assets (at current prices)	430
176	Domestic capital formation by type of assets (at 1970-71 prices)	430
177	Factor income by broad sectors (at current prices)	431
178	Performance of public sector	432
	28. NATIONAL FINANCE	
179	Budgetary position of the Government of India	434
180	Budgetary position of the Government of India—revenue and capital account	435
181	Consolidated budgetary position of states	441
182	Consolidated budgetary position of states—revenue and capital account	442
183	General statement of the revenue and expenditure on revenue account and surplus or deficit of Centre and State Governments	445

CONTENTS—Contd.

Table	PAGE
184 Commodity-wise details of revenue from Customs Duties	447
185 Revenue from union excise duties	451
186 Receipts and expenditure under corporation tax & taxes on income other than corporation tax	452
187 Economic classification of the central budget	454
29. INCOME TAX	
188 Number of assessments, Income assessed and Tax demand—by status and income range.	460
189 Number of assessments, Income assessed and Tax demand—by status (Statewise).	466
190 Number of assessments, gross income and gross tax—by source of income.	472
191 Incidence of income tax including surcharge in selected cases of income for the assessment year.	475
192 Number of assessments, gross income and gross tax from business and profession for companies and non-companies—by nature of industry	476
30. EXCHANGE, COINAGE AND CURRENCY	
193 Money rates in India	482
194 Spot prices of silver in London, New York and Bombay	483
195 Spot prices of gold in Bombay	483
196 Number and value of coins minted	484
197 Statistics of note circulation in India	486
198 Money stock measures.	486
199 Absorption of decimal coins	487
31. CRIME STATISTICS	
200 Number of cognizable crimes—reported	489
201 Total cognizable crime—cases	490
202 Total cognizable crime—persons	490
203 Recidivism —total cognizable crime	490
204 Property stolen and recovered (value)	491
205 Juvenile delinquency	492
206 Juveniles apprehended under cognizable crime	494
207 Juvenile delinquency under local and special laws—cases reported	495
208 Juveniles apprehended in India	496
209 Different particulars of juveniles arrested under IPC cognizable crime and offences under local and special laws	497
210 Disposal of juveniles	499
211 Number of persons arrested according to sex	500
212 Motive of murder and culpable homicide not amounting to murder—Cases	503
213 Police strength	505
214 Area and number of persons served by police force	506
32. ACCIDENT STATISTICS	
215 Number of accidental deaths	508
216 Number of suicides	510
33. EDUCATION	
217 Educational institutions, scholars and expenditure—General summary	513
218 Number of recognised educational institutions	514
219 Number of scholars by courses and stages in recognised institutions	516
220 Number of institutions and scholars in rural areas	521
221 Expenditure on recognised educational institutions—by sources	521
222 Expenditure on recognised educational institutions—by types of education	522
223 Number of teachers in educational institutions—by stages of instruction	524
224 Education of scheduled castes and scheduled tribes	526
225 Literacy in India	527
34. NEWSPAPERS AND PERIODICALS	
226 Number of Newspapers and periodicals—by language, periodicity and state	530
227 Number of Newspapers & periodicals—by language	531
228 Circulation of Newspapers	533
35. PUBLIC HEALTH STATISTICS	
229 Number of hospitals, dispensaries, beds and patients treated	535
230 Registered medical practitioners	536

CONTENTS—Contd.

Table	PAGE
231. Total number of registered nursing personnel	537
232. Patients treated in hospitals and dispensaries—by diseases	538
233. Statistics of mental hospitals	596
234. Family welfare programme	597
36. HOUSING	
235. Investment on building projects completed and under execution by various central and state agencies (including public sector undertakings)	599
236. Number of dwellings of different types completed and under execution by various central and state public sector construction agencies	601
237. Construction rate of estimated number of <i>pucca</i> houses completed per thousand of rural population by size of village	602
238. Number, size and density of occupation of households and dwellings (Census 1971)	603
239. Condition of structure and facilities available to households in urban and rural areas	603
240. Estimated number of building permits and completion certificates issued in major towns in India	604
37. LOCAL BODIES	
241. Income of corporations	606
242. Expenditure of corporations	621
243. Number and coverage of village panchayats, panchayat samities and zila parishads	636
38. ELECTORAL STATISTICS	
244. Election to the Lok Sabha (House of People)	638
245. Composition/Allocation of seats in the Rajya Sabha	639
246. Elections to the Vidhan Sabhas (State Legislative Assemblies)	640
247. Number of Seats and Constituencies in the Vidhan Parishads (State Legislative Councils)	641
248. Election to the Lok Sabha—1980—Votes polled, percentage of votes polled and seats won according to Parties.	644
249. Election to the Lok Sabha—1980—Expenditure incurred	647
39. FIVE YEAR PLANS	
250. Plan outlay/Expenditure for public sector (by heads of development)	649
251. Principal targets and achievements	654

A. LIST OF CHARTS

Sl. No.	Charts	Facing Page
Map of India		
1	Selected economic indicators	ii
2	Area sown	47
3	Index numbers of agricultural production	58
4	Area irrigated	78
5	Value of mineral production	88
6	Index numbers of industrial production	134
7	Electricity	140
8	Progress of co-operative societies	154
9	Joint stock companies at work	165
10	Foreign trade value of Imports & Exports	192
11	Foreign trade Index Numbers of Imports and Exports	245
12	Factory employment & earnings	342
13	Price trends	412
14	Net domestic product at factor cost by industry of origin and per capita net national product	425
15	Money supply with the public	486
16	Plan outlay and expenditure by heads of development, Public Sector	649

B. Changes effected in the tables of the current issue (1984) as compared with previous issue (1982)

S.No.	Table No. of SA-82	Table No. of SA-84	Description
			Headings of tables 143A and 189 to 193 are changed as under :
1.	143A	144A	Cols (5) to (8) inserted as Public Sector undertaking (Central and State) and Local Bodies with total of Cols (5) to (7).
2.	188	188	No. of Assessments, Income assessed & Tax Demand—by status & income range
3.	189	189	No. of Assessments, Income assessed & Tax Demand—by status (State-wise);
4.	190	190	No. of Assessments, Gross Income & Gross Tax—by source of income;
5.	192	192	No. of Assessments, Gross Income & Gross Tax from Business & Profession for companies & Non-companies—by nature of industry.
6.	232	232	Three diseases—Enteric fever, Dysentery and Typhus & other rickettsioses diseases deleted and five heart diseases—Acute Rheumatic fever, chronic Rheumatic heart disease, Hypertensive heart disease, Ischaemic heart disease and Diseases of Pulmonary circulation and other heart diseases have been included.

C. Table added in current issue

S.No.	Table No. in the current issue (1984)	Description
1.	35	Number of Mines in India

D. Table deleted in current issue

S.No.	Table No. in the previous issue (1982)	Description
1.	244	Allotment and coverage of community Development Blocks.